

Multi-Resolution Diffusion for Privacy-Sensitive Recommender Systems

Derek Lilienthal
San Jose State University
San Jose, United States
derek.lilienthal@sjsu.edu

Paul Mello
San Jose State University
San Jose, United States
paul.mello@sjsu.edu

Magdalini Eirinaki
San Jose State University
San Jose, United States
magdalini.eirinaki@sjsu.edu

Stas Tiomkin
San Jose State University
San Jose, United States
stas.tiomkin@sjsu.edu

ABSTRACT

While recommender systems have become an integral component of the Web experience, their heavy reliance on user data raises privacy and security concerns. Substituting user data with synthetic data can address these concerns, but accurately replicating these real-world datasets has been a notoriously challenging problem. Recent advancements in generative AI have demonstrated the impressive capabilities of diffusion models in generating realistic data across various domains. In this work we introduce a Score-based Diffusion Recommendation Module (SDRM), which captures the intricate patterns of real-world datasets required for training highly accurate recommender systems. SDRM allows for the generation of synthetic data that can replace existing datasets to preserve user privacy, or augment existing datasets to address excessive data sparsity. Our method outperforms competing baselines such as generative adversarial networks, variational autoencoders, and recently proposed diffusion models in synthesizing various datasets to replace or augment the original data by an average improvement of 4.30% in Recall@ k and 4.65% in NDCG@ k .

KEYWORDS

Diffusion Models, Recommender Systems, Synthetic Data, Data Privacy

This work has been submitted to the IEEE for possible publication. Copyright may be transferred without notice, after which this version may no longer be accessible.

1 INTRODUCTION

Recommender systems have become a ubiquitous part of the Web experience, with applications in multiple domains. Such systems are trained on user data that comes in the form of explicit ratings or implicitly inferred preferences for items as well as various other sources of information including demographics, item metadata, context data, social network connections, etc. [1]. Inevitably, this heavy reliance on user data makes privacy one of the major challenges for recommender systems [41, 45]. Breaches of user privacy and even rights' violations may occur in various stages of a recommender system's life cycle, including inferences that can be made from the output of the recommendation process [19, 41, 45]. Research into privacy-preserving algorithms and anonymization of user data has

made significant progress, but a balance between accurately capturing complex user preferences and data privacy remains challenging [38]. Even when data privacy is not the primary concern, there are other needs which can be addressed by synthetic datasets for recommender systems. One of the main issues of recommender systems is data sparsity [29]. A dataset is considered sparse when a very small percentage of total user-item preferences are available. In cases where a high number of missing values exists, a synthetic dataset can be used to augment the original dataset by increasing the total number of data points, ideally improving the prediction accuracy of the recommender system.

Generative AI has become increasingly popular due to its ability to generate realistic content across various modalities [9, 21]. Generative models such as Generative Adversarial Networks (GANs) [23, 24], Variational Autoencoders (VAEs) [33], and Diffusion models (DMs) [28] have been shown to model complex data distributions extremely well, and have thus been employed in various domains, including recommender systems. Most of prior work employs GANs or VAEs as part of the collaborative filtering process (i.e. to model user-item interactions), with the objective of improving predictions rather than generating synthetic data [3, 11, 37, 40, 46, 55, 57]. DMs, a recent addition to the generative modeling family, have emerged as a prominent framework for data synthesis and have been shown to produce high-quality samples outperforming GAN architectures [16]. Only recently have DMs been applied to recommendation systems for collaborative filtering [54, 56] and sequential predictions [18, 36] with very promising results.

In this work, we propose a Score-based Diffusion Recommendation Module (SDRM) which allows the generation of synthetic data in the form of user-item interactions. The artificial datasets capture the intricate patterns of the real-world datasets that SDRM uses as input, and can thus be used to augment or completely replace them. We utilize a VAE encoding scheme to map inputs to a Gaussian distribution and then to a latent space where a diffusion model transforms the Gaussian input to a novel Gaussian output for the VAE to decode. Through this architecture, we generate arbitrarily many synthetic samples which accurately capture the input distribution allowing for a partial or total replacement of the input data. Through thorough experimental evaluation, our approach has been proven to be more effective than other methods that utilize GANs [59], VAEs [37, 59], and DMs [54, 56] in creating datasets of varying sizes and densities. It shows an average improvement of 6.81% in

Recall and 7.73% in NDCG for augmented datasets, and 1.42% in Recall and 1.98% in NDCG for synthetic datasets. This performance boost is consistent across four distinct datasets and three different recommendation algorithms¹.

2 RELATED WORK

Recently, generative models have been used in recommender systems, with most of the prior work involving GANs and VAEs. GAN-based techniques have been used to leverage adversarial training to optimize the generator’s ability to augment user interactions [20, 55]. The application of GANs to enhance user-item data for training recommender models has gained significant attention, with methods emerging to augment user preferences for collaborative filtering [11, 55, 57], and sequential predictions [8, 62]. Various works on incorporating GANs and reinforcement learning to simulate user behavior have also been explored [5, 13].

Many works have been proposed to leverage VAEs in recommendation systems to predict user ratings [3, 37, 40, 46] by using their ability to compress data into a Gaussian distribution using the re-parameterization trick [33] and applying variational inference to reconstruct the original data. To take advantage of VAE’s abilities to reconstruct data from a Gaussian distribution, we propose pretraining a VAE to map data to a low-dimensional Gaussian representation for which we apply diffusion on their latent space. Similar work has been proposed using this method [51, 56], but trained the VAE and diffusion model together, whereas we train them individually to take advantage of the variational inference ability of VAEs.

There have been very few works incorporating diffusion into recommendation systems. Existing research primarily focuses on predicting complete user preferences [54, 56] or making sequential predictions [18, 36]. Walker et al. proposed CODIGEM [54], a DDPM-inspired architecture that stacks autoencoders to denoise the corrupted user-item preferences. Very recently, Wang et al. proposed DiffRec [56], a model that trains a denoising diffusion model by incorporating an array of MultiVAE encoders to map user data to a low-dimensional space and reconstructs the input back to its original high-dimensional form. While DiffRec and CODIGEM show promise as a method to predict user ratings, they are not suitable as a data generator and do not fully take advantage of diffusion’s ability to generate realistic data. We make this claim for a few reasons: first, both DiffRec’s and CODIGEM’s training approach implements early stopping, which prevents the denoising model from fully learning the entire resolution of the latent data during the denoising process [28]; and second, CODIGEM and DiffRec train for 3 and 10 timesteps T respectively, while training for larger T (such as 1000 steps or more), has been shown to capture more detailed information, due to increased reconstruction time to learn imperceptible details of the data, as demonstrated in [28, 44].

In contrast to DiffRec and CODIGEM, our model, SDRM, benefits from a simpler architecture and trains over a larger amount of T steps without early stopping utilizing an ablated training objective which focuses on generating user-item interaction data for enhancing, or completely replacing the original datasets.

3 BACKGROUND

Diffusion Models (DMs) have emerged as a versatile class of generative models applicable to various applications. DMs consist of two processes, *forward* and *reverse* [47]. The forward process incrementally adds Gaussian noise to the initial input x_0 towards the standard Gaussian noise $x_T \sim N(0, I)$ using a noise scheduler β_t for T time steps. This forward process is defined conditional distribution of x_{t+1} given x_t variable x_t : $q(x_{t+1} | x_t) = \mathcal{N}(x_t; \mu_t = \sqrt{1 - \beta_t}x_{t-1}, \Sigma_t = \beta_t I)$ [39, 58].

The subsequent reverse process gradually reconstructs the input, x_0 , from the Gaussian noise, x_T , where the t -th reconstruction step is given by the conditional Gaussian distribution with trainable parameters, θ : $p_\theta(x_t|x_{t+1}) := \mathcal{N}(x_t; \mu_\theta(x_{t+1}, t), \Sigma_\theta(x_{t+1}, t))$. The reverse process parameters, θ , are optimized to maximize the evidence lower bound (ELBO) on the original data distribution [28]. The ELBO in DM can be represented by the mean square error between the original data, which is gradually corrupted by noise in the forward process, and the reconstructed data, from the reverse process. This enables the efficient training of DMs and high-quality data synthesis [28, 31, 32, 39].

Generative models, such as diffusion, can be trained utilizing various training objectives [12, 61], including a score-based approach [6, 15, 17, 22, 39, 48–50, 52, 53]. Compared to the ELBO, the unbiased nature of score-based objectives naturally lends itself to recommender systems. We leverage this score-based objective in our work to capture the intricacies of user-item interactions.

4 SCORE-BASED DIFFUSION RECOMMENDER METHOD

We propose SDRM (Score-based Diffusion Recommender Module), a module designed to generate artificial user-item preferences to augment or replace the dataset it is trained on.

Diffusion models are capable of modeling complex distributions of arbitrarily many dimensions, but suffer from intractability when datasets have sparse features. As a result, reducing the overall dimensions before the diffusion process can help with modeling accurate reconstructions over all possible items of the dataset. For this reason, our proposed method employs a VAE to map data into a lower-dimensional Gaussian distribution and enables more efficient training for SDRM.

Generating recommendation data poses a unique problem due to the challenge of training a model on datasets containing tens or hundreds of thousands of potential user preferences. Recommendation data is highly sparse and skewed [1], making it necessary to reduce the overall dimensions before the diffusion process. Through this method, diffusion can learn to reconstruct all possible items of the dataset. For this reason, our proposed method takes advantage of VAE’s ability to map data into a lower-dimensional Gaussian distribution and enables more efficient training for SDRM.

As shown in Figure ??, SDRM uses a pre-trained encoder to map user ratings into a smaller representation, followed by a Multi-Layer Perceptron (MLP) denoising model, and finally, a decoder to decompress the latent vectors into user ratings. We train SDRM in two steps: first, we pretrain a multinomial likelihood variational autoencoder (MultiVAE) on user ratings, and then we train SDRM with the

¹We have made our code available at <https://github.com/Multi-resolution-diffusion-recommender/SDRM>

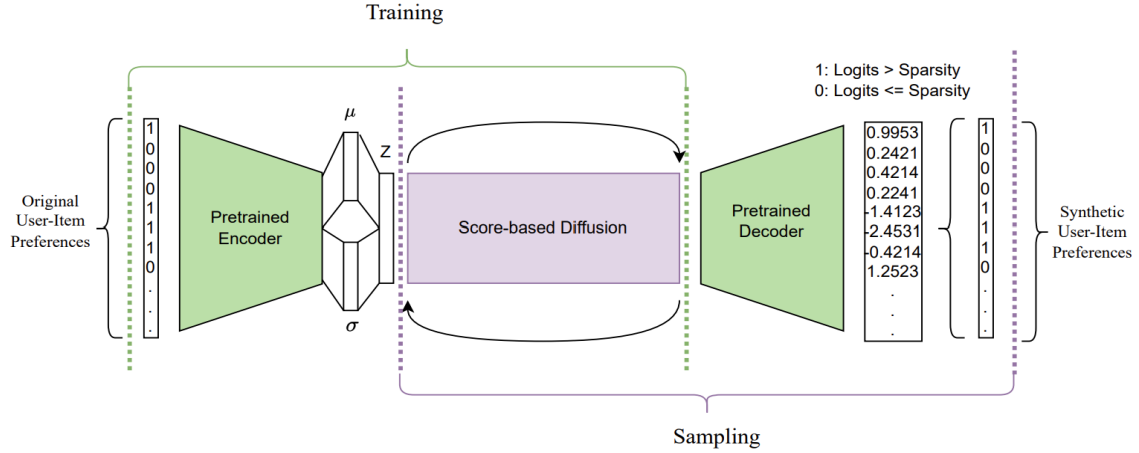


Figure 1: SDRM training and sampling

encoder of the MultiVAE. To generate user ratings, we sample from a normal Gaussian distribution, denoise it using SDRM, and pass the denoised latent vectors into the VAE decoder to reconstruct the data into the same dimensions as the original dataset.

We propose two sampling variations for SDRM: full-resolution sampling (F-SDRM), and multi-resolution sampling (M-SDRM). F-SDRM denoises pure Gaussian noise starting at timestep $T \rightarrow 0$ while M-SDRM starts at a random timestep t and denoises to 0. Because the latent z vector of the pretrained encoder maps to a Gaussian distribution, SDRM learns to denoise from a Gaussian distribution z to a Gaussian distribution \hat{z} . By starting at a random timestep t instead of the full timestep T and denoising until we reach timestep 0, we reconstruct Gaussian noise at different resolutions into user data for M-SDRM.

4.1 SDRM objective

We propose the following score-based objective for training diffusion in recommender systems.

$$\ell(z_t) = \frac{\|(s_\theta(\hat{z}_t) - s_\theta(z_t)) - \Delta_\theta(z_t)\|_2^2 + \|s_\theta(z_t) - \Delta_\theta(z_t)\|_2^2}{\|\Delta_\theta(z_t)\|_2^2} \quad (1)$$

where t is the discrete time step, uniformly sampled from the range $[1, \dots, T]$, z_t is the corresponding latent representation of the input data point, (e.g., user-item interactions), encoded by the VAE, and $\hat{z}_t = z_t + v$ with $v \sim \mathcal{N}(0, \sigma_v \mathbf{I})$ is its perturbed version by the Gaussian noise, η . $s_\theta(\cdot)$ is the score function in the diffusion model with the parameters θ . $\epsilon_\theta(z_t)$ is the prediction noise at the time t in the diffusion model. Finally, $\Delta_\theta(z_t) \doteq \epsilon_\theta(z_t) - z_t$ quantifies the difference between the prediction noise, $\epsilon_\theta(z_t)$, and the latent representation, z_t . The denominator, $\|\Delta_\theta(z_t)\|_2^2$, serves as a normalizing factor to stabilize the loss function. We show, through experimentation on various datasets, that this score-based objective is more effective than standard training objectives applied in other diffusion models, such as CODIGEM [54] and DiffRec [56].

4.2 SDRM Training and Sampling

We train MultiVAE [37] on the original dataset, using the evidence lower-bound objective defined by

$$\mathcal{L}_u(\theta, \phi) = \mathbb{E}_{q_\phi(z_u|x_u)} [\log p_\theta(x_u|z_u)] - \beta \cdot KL(q_\phi(z_u|x_u) \| p(z_u)) \quad (2)$$

where $\log p_\theta(x_u|z_u)$ is the Gaussian log-likelihood for user u , q_ϕ is the approximating variational distribution (inference model), and β is a heuristic annealing parameter. Next, we utilize the MultiVAE encoder to compress user-item preferences into a smaller latent representation for training SDRM with the loss in Equation (1). We prevent gradient updates on the VAE model while training SDRM, ensuring SDRM purely learns to transform the VAE latent variable z to another latent variable \hat{z} .

For sampling data with F-SDRM, we follow the same sampling procedure as Ho et al. [28] and map z_0 to the decoder of the MultiVAE. We follow the same process for M-SDRM, but start the denoising from a random $t \in T$ for each sample. Additional details of the training and sampling procedure are included in Algorithms 1 and 2.

Algorithm 1 Training SDRM

- 1: Sample candidate hyperparameters x^* from χ
 - 2: Initialize VAE and SDRM with hyperparameters x^*
 - 3: **while** until converged **do**
 - 4: **for** batch size $\in x^*$ **do**
 - 5: Train VAE:

$$\mathcal{L}_u(\theta, \phi) = \mathbb{E}_{q_\phi(z_u|x_u)} [\log p_\theta(x_u|z_u)] - \beta \cdot KL(q_\phi(z_u|x_u) \| p(z_u))$$
 - 6: **end for**
 - 7: **if** Recall@10 improves **then**
 - 8: Continue
 - 9: **end if**
 - 10: **end while**
 - 11: Freeze VAE encoder
 - 12: **for** epochs $\in x^*$ **do**
 - 13: Map user-item preferences with VAE encoder to z
 - 14: Train SDRM:

$$\ell(z_t) = \frac{\|(s_\theta(\hat{z}_t) - s_\theta(z_t)) - \Delta_\theta(z_t)\|_2^2 + \|s_\theta(z_t) - \Delta_\theta(z_t)\|_2^2}{\|\Delta_\theta(z_t)\|_2^2}$$
 - 15: **end for**
-

Algorithm 2 Sampling SDRM

```

1: Select  $t$  number of denoising timestep from  $[1, T]$ 
2: Initialize synthetic user-item preference vector with sampled Gaussian noise
 $z_T \sim N(0, I)$ 
3: for  $T, \dots, 1$  do
4:   Sample Gaussian noise:  $z \sim N(0, I)$  if  $t > 1$ , else  $z = 0$ 
5:   Transform Gaussian noise to Gaussian noise:  $\hat{z}_{t-1} =$ 
 $\frac{1}{\sqrt{\alpha_t}} \left( \hat{z}_t - \frac{1-\alpha_t}{\sqrt{1-\alpha_t}} \epsilon_\theta(\hat{z}_t, t) \right) + \sigma_t z$ 
6: end for
7: Reconstruct  $\hat{z}$  using VAE decoder to  $\hat{x}$ 
8: Apply piecewise conditional to  $\hat{x}$  with threshold  $\lambda$ :  $f(\hat{x}) = \begin{cases} 1 & \text{if } \hat{x} \geq \lambda \\ 0 & \text{if } \hat{x} < \lambda \end{cases}$ 

```

5 EVALUATION

We evaluate SDRM by comparing how well the generated user-item data can augment or replace the original data when used as input for any recommendation algorithm. For this purpose, we demonstrate the ability of SDRM to synthesize recommendation datasets by employing three recommendation algorithms, namely SVD [42], MLP [14], and NeuMF [26], and evaluate the generated top- k recommendations in terms of Recall@ k and ranking order, using NDCG@ k . We compare our model’s two variations, namely F-SDRM and M-SDRM, with six generative model baselines on four diverse datasets.

5.1 Experiment Setting

5.1.1 Datasets. We employ four publicly available and commonly used datasets to evaluate SDRM: Amazon Luxury Beauty (ALB) [43], Amazon Digital Music (ADM) [43], MovieLens 100k (ML-100k) [25], and MovieLens 1M (ML-1M) [25]. We selected these datasets because they encompass a wide range of items and vary in user/item/rating cardinality and sparsity, as shown in Table 1. Moreover, their relatively small size allowed us to conduct extensive, lengthy optimization runs. Each dataset is pre-processed by converting ratings greater than three to 1 and ratings three or less to 0. We also filtered out low-frequency users and items, so only users who rated at least five items and items with at least five ratings are included in the datasets.

Each original dataset was split into a training, testing, and validation set using a 70:20:10 split on all the users. Additionally, a small portion of user ratings in the testing set are needed as ground truth users in the training dataset to evaluate the effectiveness of synthetic data. The ratings of those users who are in the training and test set are masked during the evaluation phase.

Dataset	#Users	#Items	#Ratings	Sparsity
Amazon Luxury Beauty	1,344	729	15,359	98.43%
Amazon Digital Music	10,621	8,582	108,509	99.88%
MovieLens 100k	938	1,008	95,215	89.93%
MovieLens 1M	3,125	6,034	994,338	94.73%

Table 1: Dataset Statistics

5.1.2 Baseline Generative Models. We evaluate the ability of SDRM to generate synthetic data against the original dataset (representing the baseline before augmenting or substituting data), and the following generative models:

- CTGAN [59] (Conditional Tabular Generative Adversarial Network) is a GAN designed for synthesizing tabular data.

- TVAE [59] is a conditional Tabular Variational Auto-Encoder designed for synthesizing tabular data, similar to CTGAN.
- CODIGEM [54] is a diffusion-inspired collaborative filtering model that utilizes stacking denoising autoencoders during the reverse denoising process.
- MultiVAE [37] is a Variational Autoencoder that uses a multinomial likelihood loss objective and variational inference to model implicit user data.
- MultiVAE++ is the pre-trained multinomial variational autoencoder used in SDRM, but its hyperparameters are optimized as shown in Table 2. This model represents a true baseline to compare the increased performance of SDRM.
- DiffRec [56] is a denoising diffusion probabilistic model used for predicting whole user-item interactions.

5.1.3 Baseline Recommender Algorithms. We evaluate the effectiveness of the synthetic data using three state-of-the-art recommendation algorithms: SVD (Singular Value Decomposition) [42], a matrix factorization technique that approximates the original matrix with lower-dimensional matrices representing latent factors; MLP (Multilayer Perceptron) [14], a deep neural network architecture incorporating user and item embeddings which feed into multiple feed-forward layers to model and predict whole user-item preferences; and NeuMF [26], that fuses matrix factorization and an MLP network to predict single user-item preferences.

5.1.4 Evaluation Metrics. Similar to related work, we adopt two top- k metrics, namely Recall@ k and NDCG@ k . Recall@ k is defined as the percentage of ground-truth positives (items) that the system recommends as positive for a recommendation list of size k . NDCG@ k (Normalized Discounted Cumulative Gain) is defined as the ratio of the cumulative gain to its ideal value, which measures how close the recommended top- k ranking is to the ground truth.

5.1.5 Generating Synthetic Data. Generating data from CTGAN and TVAE was straightforward, as both approaches use a Gumbel-softmax [30] to directly create categorical features. To generate data from CODIGEM, MultiVAE, MultiVAE++, and DiffRec, we first trained those models, then modified the code base to inject Gaussian noise into the decoder of MultiVAE and denoised Gaussian noise with CODIGEM and DiffRec. This process allows each baseline model to generate synthetic samples starting from Gaussian noise. For each synthetic dataset, we generated an equal number of samples to match the number of users in each training split of the original dataset. We utilized a conditional piece-wise function to transform the logit outputs from the generative baseline models and SDRM. We used a threshold value λ on the synthetic data, which matches the value at the sparsity quantile of each dataset.

$$f(x) = \begin{cases} 1 & \text{if } x \geq \lambda \\ 0 & \text{if } x < \lambda \end{cases} \quad (3)$$

5.1.6 Hyperparameter Search for SDRM. During the training procedure, we aim to find the set of hyperparameters x^* that yields the optimal $f(x)$ where a hyperparameter x can take any value in the search space of χ [60]. We formalize the search as $x^* = \operatorname{argmax}_{x \in \chi} f(x)$, where we optimize Recall@10. We utilize a TPE (Tree-structured Parzen Estimator) [7] and a successive halving

pruner [34] to search over the search space χ efficiently. We perform 5-fold cross-validation for each set of hyperparameters used to train SDRM and report the average Recall and NDCG results. The hyperparameter search space used during SDRM training is shown in Table 2.

Table 2: Hyperparameter search space χ for SDRM

Hyperparameters	Search Space
SDRM epochs	{5, 501, step=5}
SDRM learning rate	{1.e-6, 1.e-4, step=1.e-6}
Gaussian variance	{0.01, 1, step=0.1}
SDRM timesteps	{3, 200, step=5}
SDRM batch size	{30, 1000, step=10}
MLP hidden layers	{0, 5, step=1}
MLP latent neurons	{50, 1000, step=50}
MLP hidden layers	{0, 5, step=1}
VAE hidden layer neurons	{MLP latent neurons, 1000, step=50}
VAE learning rate:	{1.e-4, 1.e-2, step=1.e-2}
VAE batch size	{30, 1000, step=10}

To find the optimal set of hyperparameters for SDRM, we employed Bayesian optimization search over the search space mentioned in Table 2 using the Optuna framework [2]. Due to the observed variance in performance between runs with the same hyperparameters, we ran each set of candidate hyperparameters five times and averaged the results presented in Tables 3 and 4. We ran each evaluation model (SVD, MLP, NeuMF) with the benchmark datasets and SDRM between 30 to 300 trials. We computed these results using RTX 3080, RTX 4090, T4, V100, and A10 GPUs over several weeks.

5.2 Training Procedure

We showcase the ability of diffusion to generate realistic user-item preferences in two conditions: when the synthetic data is used to augment the original training set, and when the synthetic data is used to replace the original training set. For augmenting data, we combine the synthetic data with the training portion of the original dataset and evaluate the results on the holdout ratings from the test set. Similarly, for replacing the original data with synthetic, we train each baseline recommender algorithm with the synthetic data combined with 20% of ground truth user ratings from the test set. This approach is necessary to show how synthetic data can enhance the predictive performance on real users, as it is impractical to measure the effectiveness of synthetic data in a recommendation model without incorporating some actual user data. During the evaluation process, we predict all possible items for each user in the test set and mask any items rated during training to prevent data leakage in our results.

Each generative model was trained five times on each dataset and a synthetic dataset was generated matching the same number of users in its respective training set. Subsequently, each baseline recommender model was trained with and without the original data. Similarly, SDRM was trained five times and each run generated a synthetic dataset for the MultiVAE++ and SDRM using full (F-SDRM) and multi-resolution (M-SDRM) sampling. This way, every MultiVAE++, F-SDRM, and M-SDRM result was calculated from the same exact runs. We generate top- k recommendations for each user in the validation set and compare them to the ground truth using Recall@ k and NDCG@ k .

To account for the negative sampling needed for training NeuCF, we utilized items with the lowest ratings from each user in the synthetic datasets. For the actual users, we selected the items with a 0 rating.

5.3 Results

We compare SDRM against the baseline generative models used during SDRM training and present the average and standard deviation of Recall@ k and NDCG@ k over five runs in Tables 3 and 4. We also report the overall percentage improvement of SDRM over the best-performing baseline model for top-10 generated recommendations. In Table 6, we report the average improvement over MultiVAE++ in Recall@ k and NDCG@ k , calculated over all the recommender algorithm and dataset combinations for both the augmented and the synthetic dataset training setups. We report additional improvements for various top- k ($k \in 1, 3, 5, 10, 20, 50$) over the MultiVAE++ baseline in the appendix in Tables 7 and 8.

5.3.1 Training with augmented dataset. As shown in Table 3, F-SDRM and M-SDRM achieved the best or second-best results in all Recall@10 and all but one NDCG@10 results. There are many runs where MultiVAE++ placed second-best over either F-SDRM or M-SDRM, highlighting that even doing diffusion over a Gaussian latent variable can boost the performance. Overall, SDRM improves over the baseline generative methods by 4.48% for Recall@10 and 5.07% for NDCG@10 with the single best overall improvement from baseline of 24.28% and 21.87% for Recall and NDCG, respectively.

5.3.2 Replacing training data with the synthetic dataset. As shown in Table 4, when substituting the original datasets with synthetic datasets, SDRM again consistently achieves the best or second best overall results for each of the recommender models and averages an overall improvement of 2.08% for Recall@10 and 0.88% for NDCG@10, achieving as high as 14.67% and 8.47% for Recall and NDCG, respectively, on the Amazon Digital Music dataset. This demonstrates the potential of using SDRM as a method to substitute an original dataset and achieve competitive or improving performance.

5.3.3 Comparing SDRM against MultiVAE. Since SDRM employs a MultiVAE for compressing and representing user-item data as a smaller latent variable z , then learns to transform one Gaussian representation into another, it raises a legitimate question whether the additional computational effort for SDRM genuinely enhances performance compared to using MultiVAE alone. To address this concern, we compared the percentage increase of max Recall and NDCG value between M-SDRM and F-SDRM (represented as SDRM in Figure 2) against MultiVAE++ from the same runs.

We observe that SDRM improves the overall Recall@ k and NDCG@ k scores compared to using MultiVAE across different k values. Our method achieves an average 6.81% and 7.73% increase in Recall@ k and NDCG@ k when augmenting the original data with synthetic and 1.79% and 1.56% increase in Recall@ k and NDCG@ k . The scores shown in Figure 2 and Table 6 (located in the appendix) are the average increase across each of the three baseline recommender models and four datasets for each Recall@ k and NDCG@ k . SDRM has the greatest average performance increase in Recall for lower k values scores when used for augmentation and a higher average

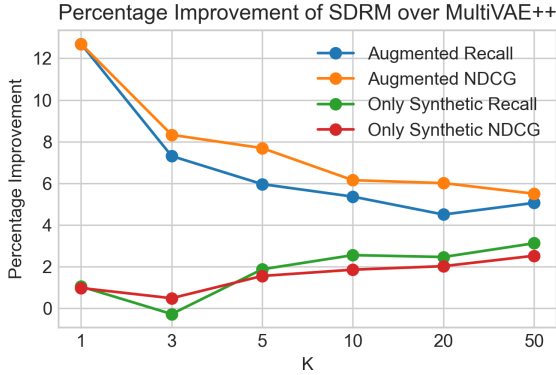
Table 3: Overall performance comparison between baselines by training with synthetic and the original dataset. The best results are in bold and the second best are underlined. Average overall improvement: Recall 4.48%, NDCG 5.07%

Model	SVD							
	ALB		ML-100k		ML-1M		ADM	
Dataset	Recall@10	NDCG@10	Recall@10	NDCG@10	Recall@10	NDCG@10	Recall@10	NDCG@10
Baseline								
Original	0.3113 ± 0	0.287 ± 0	0.3716 ± 0	0.3973 ± 0	0.3769 ± 0	0.4035 ± 0	0.0624 ± 0	0.0427 ± 0
CTGAN	0.2642 ± 0.018	0.2407 ± 0.014	0.3533 ± 0.006	0.3813 ± 0.004	0.3652 ± 0.003	0.3917 ± 0.004	0.0405 ± 0.002	0.0267 ± 0.001
TVAE	0.3113 ± 0	0.2873 ± 0	0.3668 ± 0.003	0.3918 ± 0.003	0.3638 ± 0.004	0.3869 ± 0.003	0.0624 ± 0	0.0427 ± 0
CODIGEM	0.3025 ± 0.003	0.2819 ± 0.002	0.3492 ± 0.006	0.3745 ± 0.01	0.3113 ± 0.004	0.3336 ± 0.004	0.049 ± 0.003	0.0301 ± 0.001
DiffRec	0.2936 ± 0.003	0.2748 ± 0.003	0.37 ± 0.008	0.4021 ± 0.011	0.3598 ± 0.007	0.383 ± 0.008	0.0306 ± 0.002	0.0228 ± 0.003
MultiVAE	0.3226 ± 0.007	0.2998 ± 0.007	0.3822 ± 0.006	0.4103 ± 0.007	0.3391 ± 0.006	0.3658 ± 0.007	0.0612 ± 0.004	0.0389 ± 0.002
MultiVAE++	0.3163 ± 0.014	0.2912 ± 0.007	0.3878 ± 0.006	0.4126 ± 0.007	0.3717 ± 0.002	0.3946 ± 0.003	0.0613 ± 0.003	0.0406 ± 0.002
F-SDRM	0.325 ± 0.012	<u>0.2988 ± 0.01</u>	<u>0.3924 ± 0.005</u>	0.4181 ± 0.005	0.3722 ± 0.002	0.3977 ± 0.002	0.0623 ± 0.003	0.041 ± 0.001
M-SDRM	0.3249 ± 0.004	0.2957 ± 0.005	0.3971 ± 0.004	0.417 ± 0.004	0.372 ± 0.002	0.3962 ± 0.003	0.0641 ± 0.004	0.0442 ± 0.002
Improvement	0.74 %	-0.33 %	2.39 %	1.33 %	-1.26 %	-1.44 %	2.72 %	3.51 %
MLP								
Original	0.3183 ± 0.006	0.3007 ± 0.004	0.3569 ± 0.007	0.3788 ± 0.004	0.3319 ± 0.006	0.3558 ± 0.005	0.0194 ± 0.001	0.0128 ± 0.001
CTGAN	0.3188 ± 0.013	0.2987 ± 0.005	0.3567 ± 0.007	0.3781 ± 0.006	0.3228 ± 0.005	0.3463 ± 0.005	0.0208 ± 0.004	0.0135 ± 0.002
TVAE	0.2438 ± 0.002	0.2431 ± 0.001	0.3437 ± 0.012	0.3622 ± 0.014	0.2949 ± 0.019	0.3186 ± 0.02	0.0184 ± 0.001	0.012 ± 0.001
CODIGEM	0.3365 ± 0.014	0.3071 ± 0.008	0.3479 ± 0.01	0.3686 ± 0.013	0.3132 ± 0.007	0.3377 ± 0.006	0.0596 ± 0.003	0.0385 ± 0.002
DiffRec	0.3283 ± 0.012	0.3013 ± 0.004	0.355 ± 0.011	0.3769 ± 0.008	0.3246 ± 0.001	0.3482 ± 0.002	0.0213 ± 0.002	0.0139 ± 0.001
MultiVAE	0.3328 ± 0.009	<u>0.3048 ± 0.006</u>	0.053 ± 0.014	0.0615 ± 0.016	0.3588 ± 0.003	0.372 ± 0.006	0.0199 ± 0.003	0.0137 ± 0.001
MultiVAE++	0.3316 ± 0.008	0.3 ± 0.007	<u>0.3901 ± 0.007</u>	<u>0.4101 ± 0.009</u>	0.3528 ± 0.005	0.3763 ± 0.006	0.0756 ± 0.01	<u>0.0489 ± 0.007</u>
F-SDRM	0.3246 ± 0.008	0.3004 ± 0.004	0.3839 ± 0.013	0.4055 ± 0.014	0.3595 ± 0.002	0.3845 ± 0.001	0.0146 ± 0.01	0.0095 ± 0.008
M-SDRM	0.3343 ± 0.013	0.303 ± 0.007	0.3947 ± 0.011	0.419 ± 0.01	0.3591 ± 0.003	0.384 ± 0.003	0.0798 ± 0.0012	0.0523 ± 0.002
Improvement	-3.66 %	-1.35 %	1.18 %	2.17 %	0.19 %	2.18 %	5.55 %	6.95 %
NeuMF								
Original	0.2399 ± 0.009	0.0818 ± 0.012	0.1006 ± 0.009	0.096 ± 0.005	0.0113 ± 0.001	0.0094 ± 0.001	0.0057 ± 0.001	0.0011 ± 0.001
CTGAN	0.2444 ± 0.002	0.0877 ± 0.001	0.0889 ± 0.012	0.086 ± 0.013	0.0219 ± 0.003	0.0192 ± 0.004	0.007 ± 0.002	0.0014 ± 0.001
TVAE	0.2439 ± 0.001	0.0874 ± 0.001	0.1258 ± 0.011	0.1282 ± 0.006	0.0126 ± 0.004	0.0105 ± 0.004	0.0053 ± 0.001	0.0013 ± 0.001
CODIGEM	0.1709 ± 0.116	0.0477 ± 0.035	0.1015 ± 0.016	0.0839 ± 0.016	0.0642 ± 0.001	0.0601 ± 0.002	0.007 ± 0.002	0.0014 ± 0.001
DiffRec	0.2621 ± 0.006	0.0923 ± 0.004	0.1147 ± 0.013	0.1093 ± 0.016	0.0203 ± 0.005	0.0178 ± 0.005	0.0138 ± 0.002	0.0035 ± 0.001
MultiVAE	0.2475 ± 0.057	0.0826 ± 0.026	0.1253 ± 0.012	0.118 ± 0.014	0.0487 ± 0.003	0.0483 ± 0.002	0.0154 ± 0.004	0.0036 ± 0.001
MultiVAE++	0.2687 ± 0.009	0.0877 ± 0.01	0.2357 ± 0.003	0.1858 ± 0.004	0.1046 ± 0.005	0.0972 ± 0.005	0.0224 ± 0.007	0.005 ± 0.002
F-SDRM	0.3225 ± 0.019	0.109 ± 0.01	0.232 ± 0.007	0.1891 ± 0.009	0.1026 ± 0.007	0.0935 ± 0.007	0.0234 ± 0.003	0.0054 ± 0.001
M-SDRM	0.2953 ± 0.019	<u>0.1026 ± 0.006</u>	0.2425 ± 0.015	0.186 ± 0.008	0.1059 ± 0.014	0.099 ± 0.015	0.0273 ± 0.0059	0.006 ± 0.001
Improvement	20.02 %	24.28 %	2.88 %	1.77 %	1.24 %	1.85 %	21.87 %	20 %

Table 4: Overall performance comparison between baselines by training with synthetic data. The best results are in bold and the second best are underlined. Average overall improvement: Recall 2.08%, NDCG 0.88%

Model	SVD							
	ALB		ML-100k		ML-1M		ADM	
Dataset	Recall@10	NDCG@10	Recall@10	NDCG@10	Recall@10	NDCG@10	Recall@10	NDCG@10
Baseline								
Original	0.3113 ± 0	0.287 ± 0	0.3716 ± 0	0.3973 ± 0	0.3769 ± 0	0.4035 ± 0	0.0624 ± 0	0.0427 ± 0
CTGAN	0.0654 ± 0.054	0.056 ± 0.054	0.2215 ± 0.011	0.225 ± 0.012	0.2623 ± 0.008	0.2769 ± 0.008	0.0152 ± 0.002	0.0095 ± 0.001
TVAE	0.2521 ± 0.005	0.2503 ± 0.004	0.2641 ± 0.008	0.2766 ± 0.006	0.3082 ± 0.006	0.325 ± 0.008	0.0214 ± 0	0.0143 ± 0
CODIGEM	0.3044 ± 0.008	0.2813 ± 0.007	0.2799 ± 0.004	0.286 ± 0.007	0.2624 ± 0.005	0.2774 ± 0.005	0.0481 ± 0.003	0.0295 ± 0.001
DiffRec	0.2702 ± 0.013	0.2541 ± 0.02	0.3476 ± 0.006	0.3624 ± 0.009	0.3354 ± 0.011	0.3595 ± 0.013	0.0258 ± 0.004	0.0197 ± 0.003
MultiVAE	0.3299 ± 0.011	0.3063 ± 0.008	0.3724 ± 0.008	0.3937 ± 0.007	0.3134 ± 0.011	0.3359 ± 0.012	0.0393 ± 0.005	0.0246 ± 0.004
MultiVAE++	0.3406 ± 0.003	<u>0.3188 ± 0.001</u>	0.3889 ± 0.008	0.414 ± 0.008	0.3704 ± 0.004	0.3935 ± 0.004	0.0617 ± 0.003	0.0412 ± 0.001
F-SDRM	0.3471 ± 0.005	0.3229 ± 0.007	<u>0.3931 ± 0.006</u>	0.4176 ± 0.003	<u>0.3707 ± 0.002</u>	0.3944 ± 0.002	0.0628 ± 0.002	0.0428 ± 0.001
M-SDRM	0.3384 ± 0.007	0.3174 ± 0.004	0.3946 ± 0.006	0.4176 ± 0.006	0.3703 ± 0.003	0.3946 ± 0.003	0.0622 ± 0.003	0.0423 ± 0.002
Improvement	1.87 %	1.27 %	1.45 %	0.86 %	-1.65 %	-2.21 %	0.64 %	0.23 %
MLP								
Original	0.3183 ± 0.006	0.3007 ± 0.003	0.3569 ± 0.007	0.3788 ± 0.004	0.3319 ± 0.006	0.3558 ± 0.005	0.0194 ± 0.001	0.0128 ± 0.001
CTGAN	0.2651 ± 0.008	0.2189 ± 0.021	0.2017 ± 0.016	0.2197 ± 0.011	0.2081 ± 0.001	0.2216 ± 0.003	0.0011 ± 0.001	0.0007 ± 0.001
TVAE	0.2438 ± 0.001	0.2431 ± 0.001	0.1334 ± 0.007	0.1586 ± 0.006	0.1569 ± 0.017	0.1674 ± 0.015	0.0153 ± 0.003	0.0095 ± 0.001
CODIGEM	0.1568 ± 0.095	0.1012 ± 0.061	0.1445 ± 0.019	0.1403 ± 0.018	0.1882 ± 0.006	0.187 ± 0.01	0.0249 ± 0.003	0.0173 ± 0.001
DiffRec	0.3065 ± 0.005	0.2947 ± 0.003	0.2997 ± 0.016	0.3107 ± 0.014	0.2349 ± 0.033	0.2526 ± 0.034	0.0181 ± 0.002	0.0115 ± 0.001
MultiVAE	0.311 ± 0.012	0.2925 ± 0.012	0.3359 ± 0.005	0.3465 ± 0.007	0.3385 ± 0.005	0.3633 ± 0.005	0.0172 ± 0.004	0.012 ± 0.002
MultiVAE++	0.3356 ± 0.011	0.3079 ± 0.011	0.3488 ± 0.01	0.3616 ± 0.007	0.3409 ± 0.004	0.3636 ± 0.004	0.071 ± 0.011	0.0492 ± 0.007
F-SDRM	0.3375 ± 0.008	<u>0.3103 ± 0.01</u>	0.3601 ± 0.006	0.3754 ± 0.006	0.3451 ± 0.006	<u>0.3693 ± 0.006</u>	0.013 ± 0.004	0.0085 ± 0.003
M-SDRM	0.3474 ± 0.009	0.3142 ± 0.005	0.3544 ± 0.006	0.3755 ± 0.007	0.3438 ± 0.005	0.3702 ± 0.004	0.0668 ± 0.005	0.0451 ± 0.004
Improvement	3.51 %	2.04 %	0.89 %	-0.87 %	1.23 %	1.81 %	-6.28 %	-9.09 %
NeuCF								
Original	0.2399 ± 0.009	0.0818 ± 0.011	0.1006 ± 0.009	0.096 ± 0.005	0.0113 ± 0.001	0.0094 ± 0.001	0.0057 ± 0.001	0.0011 ± 0.001
CTGAN	0.1786 ± 0.083	0.0405 ± 0.018	0.0532 ± 0.014	0.05 ± 0.019	0.0053 ± 0.001	0.0055 ± 0.001	0.0073 ± 0.002	0.0014 ± 0.001
TVAE	0.0957 ± 0.034	0.0231 ± 0.011	0.1289 ± 0.011	0.1326 ± 0.008	0.0237 ± 0.005	0.023 ± 0.005	0.009 ± 0.008	0.0013 ± 0.001
CODIGEM	0.1154 ± 0.108	0.0294 ± 0.032	0.0782 ± 0.014	0.0552 ± 0.012	0.0606 ± 0.006	0.0574 ± 0.005	0.0022 ± 0.001	0.0004 ± 0.001
DiffRec	0.2613 ± 0.017	0.0881 ± 0.006	0.0726 ± 0.025	0.0629 ± 0.027	0.0143 ± 0.007	0.0134 ± 0.006	0.0168 ± 0.005	0.0031 ± 0.001
MultiVAE	0.0834 ± 0.025	0.0196 ± 0.007	0.0951 ± 0.014	0.0894 ± 0.014	0.0198 ± 0.004	0.0195 ± 0.004	0.0174 ± 0.003	0.0042 ± 0.001
MultiVAE++	0.331 ± 0.01	0.1143 ± 0.002	<u>0.2309 ± 0.013</u>	<u>0.1853 ± 0.009</u>	0.126 ± 0.008	0.1154 ± 0.008	0.0259 ± 0.004	0.0059 ± 0.001
F-SDRM	0.3339 ± 0.009	0.1137 ± 0.002	0.2421 ± 0.009	0.1913 ± 0.007	0.1265 ± 0.011	0.1146 ± 0.012	0.028 ± 0.014	0.0058 ± 0.002
M-SDRM	0.332 ± 0.008	0.1141 ± 0.001	0.2303 ± 0.014	0.1814 ± 0.01	0.1296 ± 0.014	0.1212 ± 0.014	0.0297 ± 0.008	0.0064 ± 0.002
Improvement	0.87 %	-0.17 %	4.85 %	3.23 %	2.85 %	5.02 %	14.67 %	8.47 %

Figure 2: Baseline improvement of SDRM over MultiVAE++ across all datasets for various sizes of top- k recommendation lists. Augmented average improvement: Recall@ k : 6.81%, NDCG@ k : 7.73%, Synthetic average improvement: Recall@ k : 1.79%, NDCG@ k : 1.56%, Combined average improvement: Recall@ k : 4.30%, NDCG@ k : 4.65%



performance increase in NDCG for larger k scores when used as a substitution method. These findings further demonstrate that using a score-based diffusion model between the encoder and decoder of a MultiVAE architecture can significantly increase performance.

5.4 Privacy-Preservation

It has been previously shown that diffusion models and variational autoencoders can effectively reproduce training data even when sampled from a Gaussian distribution [10, 35]. It has also been observed that using a Gaussian distribution for generating synthetic data does not guarantee the privacy of the data [27]. However, considering the high sparsity of recommendation data and the design of SDRM to generate binary item-rating preferences, we posit that our approach does not replicate the original training data, even when adhering to the same sparsity constraints as the original data.

To confirm that the proposed model is privacy-sensitive, we present empirical evidence that demonstrates that the overwhelming majority of SDRM-generated data does not reproduce the training examples from each dataset, while maintaining a similar distribution of rated items and user ratings as to the original.

5.4.1 Assessing Similarity. To assess the difference between the synthetic and original data, we employ the Jaccard similarity metric, which quantifies the similarity between two sets by dividing the size of the intersection of the sets by the size of their union.

$$J(x, \hat{x}) = \frac{|x \cap \hat{x}|}{|x \cup \hat{x}|} = \frac{|x \cap \hat{x}|}{|x| + |\hat{x}| - |x \cap \hat{x}|} \quad (4)$$

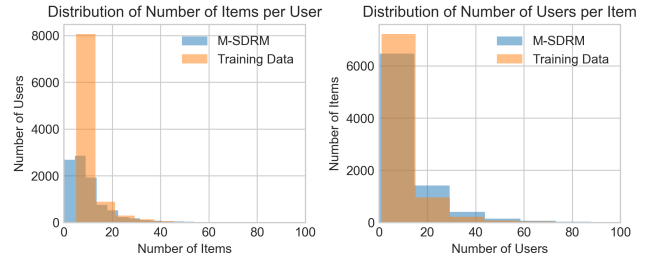
We obtain a score for each pairwise comparison of each synthetic user \hat{x} to genuine user data x using M-SDRM and the MultiVAE++ and present the results in Table 5. We also explore the distribution of the items-per-user and user-per-items cardinalities in the synthetic data compared to the original dataset, as shown in Figure 3.

Even though each original dataset has been pre-processed to account for each user having a minimum of 5 ratings per item,

Table 5: Pairwise comparison using Jaccard similarity on original data vs synthetic data with M-SDRM and MultiVAE++ on Amazon Digital Music dataset

Similarity	M-SDRM	Total %	MultiVAE++	Total %
0.0 - 0.1	90,331,367	98.88%	89,949,754	98.46%
0.1 - 0.2	989,059	1.08%	1,365,015	1.49%
0.2 - 0.3	32,636	< 1%	38,417	< 1%
0.3 - 0.4	1,842	< 1%	1,796	< 1%
0.4 - 0.5	320	< 1%	289	< 1%
0.5 - 0.6	77	< 1%	64	< 1%
0.6 - 0.7	43	< 1%	16	< 1%
0.7 - 0.8	12	< 1%	8	< 1%
0.8 - 0.9	8	< 1%	2	< 1%
0.9 - 1.0	0	< 1%	3	< 1%

Figure 3: Distribution of the number of items and users for the Amazon Digital Music dataset.



SDRM produces synthetic users with less than five items (something that is not necessarily bad, given that it better reflects real datasets that have such cold-start users and items). Even so, SDRM still adheres to the natural long-tail distribution in recommendation data, where a smaller number of users (items) account for the majority of related item (user) ratings in the dataset, leading us to believe SDRM accurately models intricate item-rating distributions in a recommendation dataset.

5.4.2 Assessing Private Synthetic Data. Table 5 reveals that using M-SDRM to generate datasets of the same size and sparsity as the original does not reproduce (copy) the training examples, resulting in almost 99% dissimilarity. This significant difference is partly illustrated in Figure 3, demonstrating that the synthetic dataset’s long-tail distribution of rated items is less right-skewed than the original. Despite this, the user-per-item distribution remains consistent between the synthetic and original datasets, highlighting SDRM’s effectiveness in synthesizing data while preserving preference distributions per item.

Overall, our analysis demonstrates that SDRM-generated data can balance the ability to protect users in privacy-sensitive circumstances while still offering the ability to train recommender system models with equal or better performance than the original, something that true differential privacy implementations inherently struggle with [4].

6 CONCLUSION

In this work, we propose SDRM, a novel approach to generating synthetic data through score-based diffusion modeling. We take advantage of the VAE framework to capture compressed latent representations into a Gaussian distribution and apply multi-resolution sampling to further improve distributional modeling for recommendation systems. Through various ablation studies, we show that our model is capable of modeling complex distributions and achieves an overall average improvement of 4.30% in Recall@k and 4.65% in NDCG@k when applying these novel samples to augment or replace existing datasets. We presented evidence that our method produces data that is 99% dissimilar from the original dataset while still retaining the characteristics of the original data distribution. This work addresses the problem of dataset sparsity but also creates a novel way for organizations to preserve the privacy of their users' data while still training robust recommender systems.

One limitation of our method is its dependence on a Multi-Layer Perceptron (MLP) network for denoising Gaussian data, which generates synthetic user data one sample at a time. This approach differs from diffusion models in image processing, which employ segmentation models to address local pixel relationships. Consequently, our method may overlook the opportunity to generate user data in batches, capturing inherent clustering patterns between users within the data. Additionally, our findings demonstrate the performance primarily in smaller recommendation datasets. Due to resource limitations, testing on such large-scale datasets was not feasible. The largest dataset we experimented with (Amazon Digital Music) revealed the highest and lowest performance of SDRM. This leaves room for further research to apply and evaluate SDRM on larger datasets to determine whether SDRM can generalize to large datasets.

Future work will integrate auxiliary and temporal data about items or users to create conditioned synthetic data. This approach can help mitigate biases against underrepresented populations in recommendation algorithms.

REFERENCES

- [1] Charu C Aggarwal et al. 2016. *Recommender systems*. Vol. 1. Springer.
- [2] Takuya Akiba, Shotaro Sano, Toshihiko Yanase, Takeru Ohta, and Masanori Koyama. 2019. Optuna: A Next-Generation Hyperparameter Optimization Framework. In *Proceedings of the 25th ACM SIGKDD International Conference on Knowledge Discovery & Data Mining* (Anchorage, AK, USA) (KDD '19). Association for Computing Machinery, New York, NY, USA, 2623–2631. <https://doi.org/10.1145/3292500.3330701>
- [3] Bahare Askari, Jaroslav Szlichta, and Amirali Salehi-Abari. 2021. Variational Autoencoders for Top-K Recommendation with Implicit Feedback. In *Proceedings of the 44th International ACM SIGIR Conference on Research and Development in Information Retrieval* (Virtual Event, Canada) (SIGIR '21). Association for Computing Machinery, New York, NY, USA, 2061–2065. <https://doi.org/10.1145/3404835.3462986>
- [4] Eugene Bagdasaryan, Omid Poursaeed, and Vitaly Shmatikov. 2019. Differential privacy has disparate impact on model accuracy. *Advances in neural information processing systems* 32 (2019).
- [5] Xueying Bai, Jian Guan, and Hongning Wang. 2019. A model-based reinforcement learning with adversarial training for online recommendation. *Advances in Neural Information Processing Systems* 32 (2019).
- [6] Georgios Batzolis, Jan Stanczuk, Carola-Bibiane Schönlieb, and Christian Etmann. 2021. Conditional image generation with score-based diffusion models. *arXiv preprint arXiv:2111.13606* (2021).
- [7] James Bergstra, Rémi Bardenet, Yoshua Bengio, and Balázs Kégl. 2011. Algorithms for Hyper-Parameter Optimization. In *Proceedings of the 24th International Conference on Neural Information Processing Systems* (Granada, Spain) (NIPS'11). Curran Associates Inc., Red Hook, NY, USA, 2546–2554.
- [8] Homanga Bharadhwaj, Homin Park, and Brian Y. Lim. 2018. RecGAN: Recurrent Generative Adversarial Networks for Recommendation Systems. In *Proceedings of the 12th ACM Conference on Recommender Systems* (Vancouver, British Columbia, Canada) (RecSys '18). Association for Computing Machinery, New York, NY, USA, 372–376. <https://doi.org/10.1145/3240323.3240383>
- [9] Sam Bond-Taylor, Adam Leach, Yang Long, and Chris G. Willcocks. 2022. Deep Generative Modelling: A Comparative Review of VAEs, GANs, Normalizing Flows, Energy-Based and Autoregressive Models. *IEEE Trans. Pattern Anal. Mach. Intell.* 44, 11 (2022), 7327–7347. <https://doi.org/10.1109/TPAMI.2021.3116668>
- [10] Nicolas Carlini, Jamie Hayes, Milad Nasr, Matthew Jagielski, Vikash Sehwal, Florian Tramer, Borja Balle, Daphne Ippolito, and Eric Wallace. 2023. Extracting training data from diffusion models. In *32nd USENIX Security Symposium* (USENIX Security 23). 5253–5270.
- [11] Dong-Kyu Chae, Jin-Soo Kang, Sang-Wook Kim, and Jung-Tae Lee. 2018. CF-GAN: A Generic Collaborative Filtering Framework Based on Generative Adversarial Networks. In *Proceedings of the 27th ACM International Conference on Information and Knowledge Management* (Torino, Italy) (CIKM '18). Association for Computing Machinery, New York, NY, USA, 137–146. <https://doi.org/10.1145/3269206.3271743>
- [12] Hila Chefer, Yuval Alaluf, Yael Vinker, Lior Wolf, and Daniel Cohen-Or. 2023. Attend-and-Excite: Attention-Based Semantic Guidance for Text-to-Image Diffusion Models. *ACM Trans. Graph.* 42, 4, Article 148 (jul 2023), 10 pages. <https://doi.org/10.1145/3592116>
- [13] Xinshi Chen, Shuang Li, Hui Li, Shaohua Jiang, Yuan Qi, and Le Song. 2019. Generative adversarial user model for reinforcement learning based recommendation system. In *International Conference on Machine Learning*. PMLR, 1052–1061.
- [14] Paul Covington, Jay Adams, and Emre Sargin. 2016. Deep neural networks for youtube recommendations. In *Proceedings of the 10th ACM conference on recommender systems*. 191–198.
- [15] Valentin De Bortoli, Emile Mathieu, Michael Hutchinson, James Thornton, Yee Whye Teh, and Arnaud Doucet. 2022. Riemannian score-based generative modelling. *Advances in Neural Information Processing Systems* 35 (2022), 2406–2422.
- [16] Prafulla Dhariwal and Alexander Nichol. 2021. Diffusion models beat gans on image synthesis. *Advances in neural information processing systems* 34 (2021), 8780–8794.
- [17] Tim Dockhorn, Arash Vahdat, and Karsten Kreis. 2021. Score-based generative modeling with critically-damped langevin diffusion. *arXiv preprint arXiv:2112.07068* (2021).
- [18] Hanwen Du, Huanhuan Yuan, Zhen Huang, Pengpeng Zhao, and Xiaofang Zhou. 2023. Sequential Recommendation with Diffusion Models. *arXiv preprint arXiv:2304.04541* (2023).
- [19] Arik Friedman, Bart P. Knijnenburg, Kris Vanhecke, Luc Martens, and Shlomo Berkovsky. 2015. *Privacy aspects of recommender systems* (second ed.). Springer, Springer Nature, United States, 649–688. https://doi.org/10.1007/978-1-4899-7637-6_19
- [20] Min Gao, Junwei Zhang, Junliang Yu, Jundong Li, Junhao Wen, and Qingyu Xiong. 2021. Recommender systems based on generative adversarial networks: A problem-driven perspective. *Information Sciences* 546 (2021), 1166–1185.
- [21] Harshvardhan GM, Mahendra Kumar Gourisaria, Manjusha Pandey, and Sidharth Swarup Rautaray. 2020. A comprehensive survey and analysis of generative models in machine learning. *Computer Science Review* 38 (2020), 100285. <https://doi.org/10.1016/j.cosrev.2020.100285>
- [22] Dwaraknath Gnaneshwar, Bharath Ramsundar, Dhairya Gandhi, Rachel Kurchin, and Venkatasubramanian Viswanathan. 2022. Score-based generative models for molecule generation. *arXiv preprint arXiv:2203.04698* (2022).
- [23] Ian Goodfellow, Jean Pouget-Abadie, Mehdi Mirza, Bing Xu, David Warde-Farley, Sherjil Ozair, Aaron Courville, and Yoshua Bengio. 2020. Generative Adversarial Networks. *Commun. ACM* 63, 11 (oct 2020), 139–144. <https://doi.org/10.1145/3422622>
- [24] Ian J. Goodfellow, Jean Pouget-Abadie, Mehdi Mirza, Bing Xu, David Warde-Farley, Sherjil Ozair, Aaron C. Courville, and Yoshua Bengio. 2014. Generative Adversarial Nets. In *Advances in Neural Information Processing Systems 27: Annual Conference on Neural Information Processing Systems 2014, December 8-13 2014, Montreal, Quebec, Canada*, Zoubin Ghahramani, Max Welling, Corinna Cortes, Neil D. Lawrence, and Kilian Q. Weinberger (Eds.). 2672–2680. <https://proceedings.neurips.cc/paper/2014/hash/5ca3e9b122f61f8f06494c97b1afccf3-Abstract.html>
- [25] F. Maxwell Harper and Joseph A. Konstan. 2015. The MovieLens Datasets: History and Context. *ACM Trans. Interact. Intell. Syst.* 5, 4, Article 19, 19 pages. <https://doi.org/10.1145/2827872>
- [26] Xiangnan He, Lizi Liao, Hanwang Zhang, Liqiang Nie, Xia Hu, and Tat-Seng Chua. 2017. Neural Collaborative Filtering. In *Proceedings of the 26th International Conference on World Wide Web* (Perth, Australia) (WWW '17). International World Wide Web Conferences Steering Committee, Republic and Canton of Geneva, CHE, 173–182. <https://doi.org/10.1145/3038912.3052569>
- [27] Guy Heller and Ethan Fetaya. 2023. Can Stochastic Gradient Langevin Dynamics Provide Differential Privacy for Deep Learning?. In *2023 IEEE Conference on*

- Secure and Trustworthy Machine Learning (SaTML)*. IEEE, 68–106.
- [28] Jonathan Ho, Ajay Jain, and Pieter Abbeel. 2020. Denoising diffusion probabilistic models. *Advances in neural information processing systems* 33 (2020), 6840–6851.
- [29] Nouhaila Idrissi and Ahmed Zellou. 2020. A systematic literature review of sparsity issues in recommender systems. *Soc. Netw. Anal. Min.* 10, 1 (2020), 15. <https://doi.org/10.1007/s13278-020-0626-2>
- [30] Eric Jang, Shixiang Gu, and Ben Poole. 2017. Categorical Reparameterization with Gumbel-Softmax. In *5th International Conference on Learning Representations, ICLR 2017, Toulon, France, April 24–26, 2017, Conference Track Proceedings*. OpenReview.net. <https://openreview.net/forum?id=rkE3y85ee>
- [31] Diederik Kingma, Tim Salimans, Ben Poole, and Jonathan Ho. 2021. Variational diffusion models. *Advances in neural information processing systems* 34 (2021), 21696–21707.
- [32] Diederik P Kingma and Ruiqi Gao. 2023. Understanding the diffusion objective as a weighted integral of elbos. *arXiv preprint arXiv:2303.00848* (2023).
- [33] Diederik P. Kingma and Max Welling. 2014. Auto-Encoding Variational Bayes. In *2nd International Conference on Learning Representations, ICLR 2014, Banff, AB, Canada, April 14–16, 2014, Conference Track Proceedings*. arXiv:<http://arxiv.org/abs/1312.6114v10> [stat.ML]
- [34] Liam Li, Kevin Jamieson, Afshin Restamizadeh, Ekaterina Gonina, Jonathan Ben-Tzur, Moritz Hardt, Benjamin Recht, and Amey Talwalkar. 2020. A system for massively parallel hyperparameter tuning. *Proceedings of Machine Learning and Systems* 2 (2020), 230–246.
- [35] Szu-Chuang Li, Bo-Chen Tai, and Yennun Huang. 2019. Evaluating Variational Autoencoder as a Private Data Release Mechanism for Tabular Data. In *2019 IEEE 24th Pacific Rim International Symposium on Dependable Computing (PRDC)*. 198–1988. <https://doi.org/10.1109/PRDC47002.2019.00050>
- [36] Zihao Li, Aixun Sun, and Chenliang Li. 2023. DiffuRec: A Diffusion Model for Sequential Recommendation. *arXiv preprint arXiv:2304.00686* (2023).
- [37] Dawen Liang, Rahul G. Krishnan, Matthew D. Hoffman, and Tony Jebara. 2018. Variational Autoencoders for Collaborative Filtering. In *Proceedings of the 2018 World Wide Web Conference (Lyon, France) (WWW '18)*. International World Wide Web Conferences Steering Committee, Republic and Canton of Geneva, CHE, 689–698. <https://doi.org/10.1145/3178876.3186150>
- [38] Fan Liu, Zhiyong Cheng, Huilin Chen, Yinwei Wei, Liqiang Nie, and Mohan Kankanhalli. 2022. Privacy-Preserving Synthetic Data Generation for Recommendation Systems. In *Proceedings of the 45th International ACM SIGIR Conference on Research and Development in Information Retrieval (Madrid, Spain) (SIGIR '22)*. Association for Computing Machinery, New York, NY, USA, 1379–1389. <https://doi.org/10.1145/3477495.3532044>
- [39] Calvin Luo. 2022. Understanding diffusion models: A unified perspective. *arXiv preprint arXiv:2208.11970* (2022).
- [40] Jianxin Ma, Chang Zhou, Peng Cui, Hongxia Yang, and Wenwu Zhu. 2019. Learning disentangled representations for recommendation. *Advances in neural information processing systems* 32 (2019).
- [41] Silvia Milano, Mariarosaria Taddeo, and Luciano Floridi. 2020. Recommender systems and their ethical challenges. *AI Soc.* 35, 4 (2020), 957–967. <https://doi.org/10.1007/s00146-020-00950-y>
- [42] Andriy Mnih and Russ R Salakhutdinov. 2007. Probabilistic matrix factorization. *Advances in neural information processing systems* 20 (2007).
- [43] Jianmo Ni, Jiacheng Li, and Julian McAuley. 2019. Justifying recommendations using distantly-labeled reviews and fine-grained aspects. In *Proceedings of the 2019 conference on empirical methods in natural language processing and the 9th international joint conference on natural language processing (EMNLP-IJCNLP)*. 188–197.
- [44] Alexander Quinn Nichol and Prafulla Dhariwal. 2021. Improved Denoising Diffusion Probabilistic Models. In *Proceedings of the 38th International Conference on Machine Learning (Proceedings of Machine Learning Research, Vol. 139)*, Marina Meila and Tong Zhang (Eds.). PMLR, 8162–8171. <https://proceedings.mlr.press/v139/nichol21a.html>
- [45] Dimitris Paraschakis. 2016. Recommender Systems from an Industrial and Ethical Perspective. In *Proceedings of the 10th ACM Conference on Recommender Systems (Boston, Massachusetts, USA) (RecSys '16)*. Association for Computing Machinery, New York, NY, USA, 463–466. <https://doi.org/10.1145/2959100.2959101>
- [46] Naveen Sachdeva, Giuseppe Manco, Ettore Ritacco, and Vikram Pudi. 2019. Sequential Variational Autoencoders for Collaborative Filtering. In *Proceedings of the Twelfth ACM International Conference on Web Search and Data Mining (Melbourne VIC, Australia) (WSDM '19)*. Association for Computing Machinery, New York, NY, USA, 600–608. <https://doi.org/10.1145/3289600.3291007>
- [47] Jascha Sohl-Dickstein, Eric A. Weiss, Niru Maheswaranathan, and Surya Ganguli. 2015. Deep Unsupervised Learning Using Nonequilibrium Thermodynamics. In *Proceedings of the 32nd International Conference on International Conference on Machine Learning - Volume 37 (Lille, France) (ICML '15)*. JMLR.org, 2256–2265.
- [48] Yang Song and Stefano Ermon. 2019. *Generative Modeling by Estimating Gradients of the Data Distribution*. Curran Associates Inc., Red Hook, NY, USA.
- [49] Yang Song, Jascha Sohl-Dickstein, Diederik P Kingma, Abhishek Kumar, Stefano Ermon, and Ben Poole. 2020. Score-based generative modeling through stochastic differential equations. *arXiv preprint arXiv:2011.13456* (2020).
- [50] Haoran Sun, Lijun Yu, Bo Dai, Dale Schuurmans, and Hanjun Dai. 2022. Score-based continuous-time discrete diffusion models. *arXiv preprint arXiv:2211.16750* (2022).
- [51] Arash Vahdat, Karsten Kreis, and Jan Kautz. 2021. Score-based generative modeling in latent space. *Advances in Neural Information Processing Systems* 34 (2021), 11287–11302.
- [52] Pascal Vincent. 2011. A connection between score matching and denoising autoencoders. *Neural computation* 23, 7 (2011), 1661–1674.
- [53] Vikram Voleti, Christopher Pal, and Adam Oberman. 2022. Score-based denoising diffusion with non-isotropic gaussian noise models. *arXiv preprint arXiv:2210.12254* (2022).
- [54] Joojo Walker, Ting Zhong, Fengli Zhang, Qiang Gao, and Fan Zhou. 2022. Recommendation Via Collaborative Diffusion Generative Model. In *Knowledge Science, Engineering and Management: 15th International Conference, KSEM 2022, Singapore, August 6–8, 2022, Proceedings, Part III (Singapore, Singapore)*. Springer-Verlag, Berlin, Heidelberg, 593–605. https://doi.org/10.1007/978-3-031-10989-8_47
- [55] Qinyong Wang, Hongzhi Yin, Hao Wang, Quoc Viet Hung Nguyen, Zi Huang, and Lizhen Cui. 2019. Enhancing Collaborative Filtering with Generative Augmentation. In *Proceedings of the 25th ACM SIGKDD International Conference on Knowledge Discovery & Data Mining (Anchorage, AK, USA) (KDD '19)*. Association for Computing Machinery, New York, NY, USA, 548–556. <https://doi.org/10.1145/3292500.3330873>
- [56] Wenjie Wang, Yiyan Xu, Fuli Feng, Xinyu Lin, Xiangnan He, and Tat-Seng Chua. 2023. Diffusion Recommender Model. In *Proceedings of the 46th International ACM SIGIR Conference on Research and Development in Information Retrieval (Taipei, Taiwan) (SIGIR '23)*. Association for Computing Machinery, New York, NY, USA, 832–841. <https://doi.org/10.1145/3539618.3591663>
- [57] Zongwei Wang, Min Gao, Xinyi Wang, Junliang Yu, Junhao Wen, and Qingyu Xiong. 2019. A Minimax Game for Generative and Discriminative Sample Models for Recommendation. In *Advances in Knowledge Discovery and Data Mining: 23rd Pacific-Asia Conference, PAKDD 2019, Macau, China, April 14–17, 2019, Proceedings, Part II (Macau, China)*. Springer-Verlag, Berlin, Heidelberg, 420–431. https://doi.org/10.1007/978-3-030-16145-3_33
- [58] Chaowei Xiao, Zhongzhu Chen, Kun Jin, Jiong Xiao Wang, Weili Nie, Mingyan Liu, Anima Anandkumar, Bo Li, and Dawn Song. 2022. Denspure: Understanding diffusion models for adversarial robustness. In *The Eleventh International Conference on Learning Representations*.
- [59] Lei Xu, Maria Skoulariidou, Alfredo Cuesta-Infante, and Kalyan Veeramachaneni. 2019. Modeling tabular data using conditional gan. *Advances in neural information processing systems* 32 (2019).
- [60] Li Yang and Abdallah Shami. 2020. On hyperparameter optimization of machine learning algorithms: Theory and practice. *Neurocomputing* 415 (2020), 295–316.
- [61] Baoquan Zhang and Demin Yu. 2023. MetaDiff: Meta-Learning with Conditional Diffusion for Few-Shot Learning. *arXiv preprint arXiv:2307.16424* (2023).
- [62] Wei Zhao, Benyou Wang, Jianbo Ye, Yongqiang Gao, Min Yang, and Xiaojun Chen. 2018. PLASTIC: Prioritize Long and Short-term Information in Top-n Recommendation using Adversarial Training. In *Proceedings of the Twenty-Seventh International Joint Conference on Artificial Intelligence, IJCAI-18*. International Joint Conferences on Artificial Intelligence Organization, 3676–3682. <https://doi.org/10.24963/ijcai.2018/511>

7 ADDITIONAL RESULTS TABLES

Table 6: Baseline improvement over MultiVAE++ across all datasets. Augmented average improvement: Recall@k: 6.81%, NDCG@k: 7.73%, Synthetic average improvement: Recall@k: 1.79%, NDCG@k: 1.56%, Combined average improvement: Recall@k 4.30%, NDCG@k 4.65%

Metrics	R@1	R@3	R@5	R@10	R@20	R@50	N@1	N@3	N@5	N@10	N@20	N@50
Augmented	12.7 %	7.31 %	5.96 %	5.36 %	4.5 %	5.06 %	12.7 %	8.33 %	7.69 %	6.15 %	6.01 %	5.50 %
Only Synthetic	1.04 %	-0.28 %	1.87 %	2.55 %	2.46 %	3.12 %	0.97 %	0.48 %	1.55 %	1.85 %	2.02 %	2.52 %

Table 7: SDRM augmented data percentage improvement over MultiVAE++

Datasets	ML-100k			ALB			ML-1M			ADM		
	SVD	NeuMF	MLP	SVD	NeuMF	MLP	SVD	NeuMF	MLP	SVD	NeuMF	MLP
Baseline Models	1.16	18.81	2.43	6.04	40.28	5.29	2.57	7.92	3.91	5.00	51.72	7.26
Recall@1	1.16	18.81	2.43	6.04	40.28	5.29	2.57	7.92	3.91	5.00	51.72	7.26
Recall@3	0.45	4.33	3.57	2.56	9.62	0.96	1.37	6.16	2.99	16.67	30.95	8.12
Recall@5	0.29	4.60	1.68	1.94	13.89	-0.47	1.07	1.76	2.66	16.20	20.29	7.64
Recall@10	2.40	2.89	1.18	1.86	20.02	0.81	0.13	1.24	1.90	4.57	21.88	5.56
Recall@20	1.03	-1.95	1.76	0.76	18.38	0.55	0.40	1.11	2.10	2.60	20.11	7.18
Recall@50	0.84	2.00	0.10	2.36	17.60	-0.05	-0.02	-1.08	2.99	5.15	22.31	8.61
NDCG@1	1.16	18.81	2.43	6.04	40.28	5.29	2.57	7.92	3.91	5.00	51.72	7.26
NDCG@3	0.83	7.06	3.91	3.43	18.63	1.47	1.83	6.80	2.88	16.07	28.57	8.49
NDCG@5	0.70	5.27	2.65	2.80	22.31	0.84	1.49	3.60	2.64	15.89	25.93	8.20
NDCG@10	1.33	1.78	2.17	2.68	24.29	1.00	0.79	1.85	2.18	8.87	20.00	6.95
NDCG@20	0.62	2.82	1.83	2.33	22.52	0.80	0.71	2.25	2.18	7.18	21.43	7.48
NDCG@50	0.82	3.08	1.12	2.71	21.20	0.49	0.42	0.67	2.49	7.24	17.65	8.12

Table 8: SDRM synthetic training data percentage improvement over MultiVAE++

Datasets	ML-100k			ALB			ML-1M			ADM		
	NeuMF	MLP	SVD	NeuMF	MLP	SVD	NeuMF	MLP	SVD	NeuMF	MLP	SVD
Baseline Models	-6.94	13.36	2.42	0.52	0.00	2.48	9.88	3.90	1.30	-15.11	-9.06	9.72
Recall@1	-6.94	13.36	2.42	0.52	0.00	2.48	9.88	3.90	1.30	-15.11	-9.06	9.72
Recall@3	2.07	6.40	-2.04	-1.91	2.05	-2.01	8.69	3.07	0.74	-10.07	-12.86	2.48
Recall@5	3.73	5.23	0.64	-0.62	2.26	-0.65	8.08	2.22	1.04	4.74	-9.88	5.67
Recall@10	4.85	3.24	1.47	0.88	3.52	1.91	2.86	1.23	0.08	14.67	-5.92	1.78
Recall@20	2.31	-1.02	0.17	-0.70	1.72	1.76	2.07	1.10	0.11	31.18	-9.68	0.52
Recall@50	2.69	0.35	1.37	-1.87	1.68	2.88	1.03	0.23	-0.02	33.84	-6.02	1.29
NDCG@1	-6.94	13.36	2.42	0.52	0.00	2.48	9.88	3.90	1.30	-15.91	-9.06	9.72
NDCG@3	0.64	7.92	-0.90	-0.92	1.44	-0.39	8.94	3.28	0.77	-8.70	-11.97	5.59
NDCG@5	2.08	5.47	0.58	0.00	1.48	0.19	8.53	2.71	0.88	1.30	-10.92	6.27
NDCG@10	3.24	3.84	0.87	-0.17	2.05	1.29	5.03	1.82	0.28	8.47	-8.33	3.88
NDCG@20	2.75	2.00	0.27	-0.65	1.36	1.14	3.79	1.55	0.27	19.57	-9.80	1.93
NDCG@50	2.54	2.44	0.73	-0.90	1.00	1.58	2.82	1.05	0.26	24.24	-8.10	2.55