

# ALYMPICS: Language Agents Meet Game Theory

Shaoguang Mao\* Yuzhe Cai\*† Yan Xia  
Wenshan Wu Xun Wang Fengyi Wang† Tao Ge‡ Furu Wei

Microsoft Research Asia

{shaoguang.mao, v-yuzhecai, yanxia}@microsoft.com

{wenshan.wu, xunwang, v-fengyiwang, tage, fuwei}@microsoft.com

## Abstract

This paper introduces *Alympics*, a platform that leverages Large Language Model (LLM) agents to facilitate investigations in game theory (Myerson, 1991). By employing LLMs and autonomous agents to simulate human behavior and enable multi-agent collaborations, we can construct realistic and dynamic models of human interactions for game theory hypothesis formulating and testing. To demonstrate this, we present and implement a survival game involving unequal competition for limited resources. Through manipulation of resource availability and agent personalities, we observe how different agents engage in the competition and adapt their strategies. The use of LLM agents in game theory research offers significant advantages, including simulating realistic behavior, providing a controlled, scalable, and reproducible environment. Our work highlights the potential of LLM agents in enhancing the understanding of strategic decision-making within complex socioeconomic contexts. All codes will be made public soon.

## 1 Introduction

Game theory is a branch of mathematics that studies strategic interactions among rational agents. It has applications in many fields, such as economics (Shubik, 1981; Pohjola, 1986), social sciences (Sanfey, 2007; Ziemis et al., 2023), computer science (Yang and Wang, 2020), and biology (Archetti and Pienta, 2019). However, the study of game theory in practice presents challenges: Many real-world problems in game theory cannot be solved through simple theoretical deductions. Instead, they often necessitate real-world experiments, which can be expensive, time-consuming, and ethically complex due to the involvement of human participants.

Fortunately, recent advancements in Large Language Models (LLMs) (OpenAI, 2023; Bubeck et al., 2023; Touvron et al., 2023) and LLM-based agents (Sumers et al., 2023; Li et al., 2023; Lin et al., 2023) now offer a new opportunity to study these complex game theory problems with AI. These developments have enabled the creation of increasingly sophisticated systems capable of emulating human behavior in various dimensions, including style, tone, personality, emotions, and even collaborative and competitive efforts (Wang et al., 2023a; Talebirad and Nadiri, 2023; Madaan et al., 2023; Wang et al., 2023b; de Zarzà et al., 2023; Zhao et al., 2023; Park et al., 2023). For example, Xu et al. (2023b) illustrate this progress using the example of Werewolf, where they observe non-preprogrammed emergent strategic behaviors in LLMs during gameplay, such as trust, confrontation, camouflage, and leadership.

In this paper, we argue that LLMs can be used to implement pseudo-agents which can participate in game-theoretic scenarios and provide insights into the dynamics and outcomes of strategic interactions. We introduce *Alympics*, a new simulation framework for game theory using LLM agents. *Alympics* incorporates a Sandbox Playground, Agent Players, and the option for Human Players, enabling the construction of realistic and dynamic models of human interactions. By leveraging the capabilities of LLM agents, our framework provides researchers with a controlled, scalable, and reproducible platform for exploring various game scenarios and testing hypotheses in game theory.

To exemplify the practicality and effectiveness of simulating and researching strategic decision-making scenarios, we present a pilot case study centered around an unequal competition for limited resources. Through the manipulation of resource availability and participating agent personalities, we demonstrate how *Alympics* can be employed to

\*Equal contributions.

†This work was done during internship at MSRA.

‡Corresponding Author.

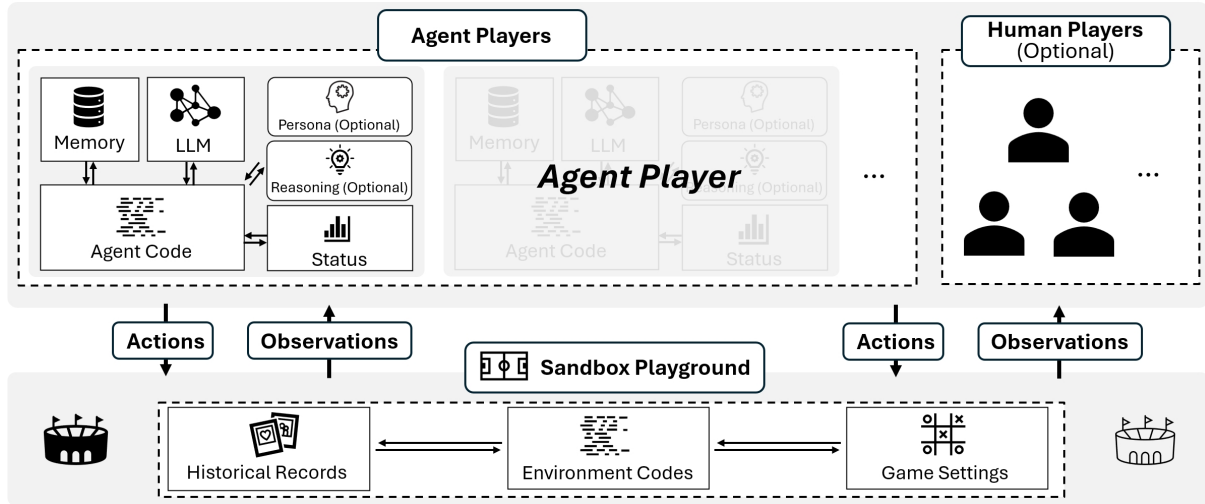


Figure 1: The architecture of *Alympics* comprises the Sandbox Playground and Players. The Sandbox Playground creates an environment where game settings, as specified by researchers, are executed. Agent players, along with the optional human players, actively engage in the game within this environment.

investigate the determinants influencing strategic decision-making and game outcomes. Our findings underscore the potential of LLM agents in deepening our comprehension of game theory and decision-making processes within intricate socio-economic contexts.

In summary, this paper has the following contributions: (1) the proposal of an original, LLM agent-based framework to facilitate game theory research, (2) the demonstration of *Alympics*'s application through a comprehensive pilot case study, and (3) the emphasis on the significance of leveraging LLM agents to scrutinize strategic decision-making within a controlled and reproducible environment. This endeavor not only enriches the field of game theory but also has the potential to inspire research in other domains where decision-making assumes a pivotal role.

## 2 Alympics: An LLM Agent-based Game Theory Playground

We present *Alympics*, a framework leveraging LLM agents for exploring game theory research. This framework comprises: Playground, Agent Players and Human Players (optional). As illustrated in the Figure.1, Agent Players and Human Players engage in game on the Sandbox Playground within the defined game settings.

### 2.1 Sandbox Playground

The Sandbox Playground serves as the environment for conducting games, providing a versatile and

controlled space for agent players interactions. It includes three key components:

**Environment codes** define the rules and mechanics governing the game, ensuring a consistent and reliable framework for experimentation.

**Historical records** maintain a comprehensive archive of past game records, enabling detailed analysis and facilitating the assessment of agent strategies over time.

**Game settings** allow for the precise customization of parameters, offering researchers the flexibility to explore a wide range of scenarios.

These components form a flexible and robust platform upon which Agent Players and optional Human Players engage in strategic interactions.

### 2.2 Agent Players

Agent Players constitute an indispensable component of the *Alympics* framework, embodying LLM-powered agent entities that participate in strategic interactions within the Sandbox Playground.

Each Agent Player is defined by the following key elements:

**Agent Codes** represent the underlying algorithmic logic that controls decision-making and strategy formulation;

**Player Status** encapsulates the current state and information accessible to the agent;

**Large Language Model** is a powerful engine that augments the agent's cognitive capabilities and enables natural language interactions;

**Memory Cache** provides a repository for stor-

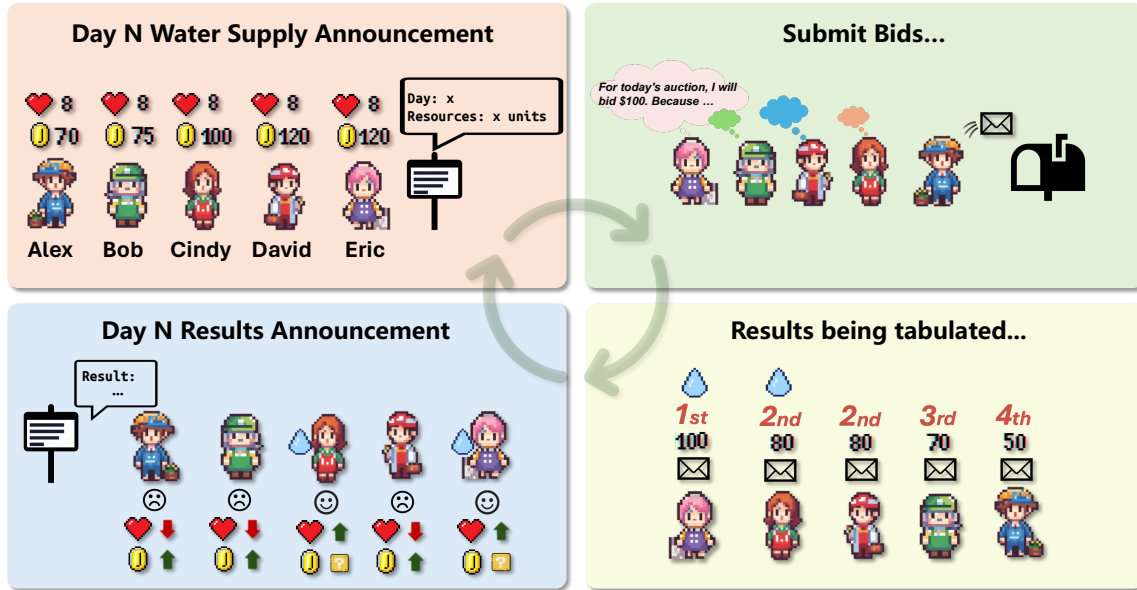


Figure 2: "Water Allocation Challenge". Players are tasked with ensuring survival over 20 days by strategically acquiring water resources through daily auctions. Each player has different income and different water demand. Daily water supply varies and will be announced before daily auction. To allocate water resources, a sealed-bid auction will be conducted daily. Acquiring water increases HP, while failing to do so decreases HP. Players whose HP drop below or equal to 0 will be eliminated from the game.

ing and retrieving relevant historical information (Shinn et al., 2023; Hu et al., 2023);

**Reasoning Plugin** offers specialized logic or algorithms for complex decision-making processes (Wei et al., 2022; Yao et al., 2023);

**Persona Setting** defines the agent’s behavioral profile and strategic inclinations (Wang et al., 2023c; Xu et al., 2023a);

**Other Components** include additional elements tailored to specific research needs, such as tool utilization (Shen et al., 2023; Liang et al., 2023; Qin et al., 2023) and augmentation.

These components equip Agent Players with the requisite intelligence and adaptability to engage in strategic gameplay, contributing to the dynamic landscape of game theory research within the *Alympics* framework.

### 3 Pilot Demonstration: Water Allocation Challenge

*Alympics* provides a research platform for conducting experiments on complex strategic gaming problems. As a pilot demonstration, we developed a game called the 'Water Allocation Challenge' to illustrate how it can be leveraged for game theory research.

#### 3.1 Game Settings

W Town is experiencing a rare drought. Every resident in W Town has been tasked with ensuring their survival over a period of 20 days by acquiring water resources. Each player will participate in daily auctions to bid for the necessary water resources to meet their individual needs. Here are the detailed game rules and settings:

- **Goal:** All residents share the same objective: to survive until the end of the 20-day period.
- **Player Info:** Each player has unique water requirements and varying salaries. Refer to specific information in Figure 3.
- **Health Points:** Each player has a maximum of 10 health points and starts with 8. If a player’s health points drop to or below 0, they will be eliminated from the game.
- **Routine:** Every day, all players will bid on water resources to meet their needs. If a player goes without obtaining water resources for a consecutive number of days (referred to as ‘No-Water Days’) equal to ‘n’, the player’s health will be reduced by ‘n’ points on that day. If their water needs are met, 2 points will be added to the player’s health, and the count of No-Water Days will be reset to 0.






Avatar					
Name	Alex	Bob	Cindy	David	Eric
Basic Info	Daily salary: \$70 Requirements: 8 units/day	Daily salary: \$75 Requirements: 9 units/day	Daily salary: \$100 Requirements: 10 units/day	Daily salary: \$120 Requirements: 11 units/day	Daily salary: \$120 Requirements: 12 units/day
Profession	<b>Unemployed</b>	<b>High School Teacher</b>	<b>Psychologist</b>	<b>Mathematician</b>	<b>Marketing Executive</b>
Personality	Alex has <b>low intelligence</b> and find it difficult to understand complex concepts. He also <b>lacks emotional intelligence</b> , making it hard to understand others' feelings. He tends to be <b>irritable</b> and often exhibits negative and <b>antisocial</b> tendencies.	<b>Understanding, high EQ, average IQ.</b> He is very adept at understanding and communicating with people, making him a natural teacher.	<b>Well-balanced high EQ and IQ,</b> along with <b>empathy and analytical abilities.</b> Cindy is skilled at understanding and helping people, making her an excellent therapist.	David has an <b>extremely high IQ and exceptional analytical and reasoning abilities.</b> He always strives for the optimal solution but encounters <b>difficulties in social interactions</b> and has a fear of dealing with people.	<b>Above-average IQ and EQ.</b> Very charismatic. Eric is <b>skilled at reading people</b> and using this insight to influence and lead them.
Background	Alex grew up in an impoverished community and faced many challenges in his early years. Due to his family's poverty, he dropped out of school at a very young age. He has been unable to find stable employment, which further exacerbates his difficulty in interacting with others.	Bob come from a close-knit family. He chose to become a high school teacher to make a positive impact on young people. While Bob may not have the highest IQ, his emotional intelligence and ability to relate to his students set him apart.	Cindy's interest in psychology began when he volunteered at a crisis hotline during high school. She went on to study psychology and eventually became a licensed therapist. Her ability to combine empathy with analytical thinking allows Her to connect with her clients on a deep level while also providing sound guidance.	David grew up in a small town where he was always drawn to books and puzzles. He excelled academically and eventually earned a Ph.D. in mathematics. His research focuses on abstract mathematical concepts and theorems. Despite His brilliance, he find communicating with others on an emotional level to be challenging.	Eric grew up in a bustling city and ware always fascinated by human behavior. Eric studied business in college before transitioning into the world of marketing. His ability to connect with consumers on an emotional level has led to numerous successful campaigns. He is known for his charm and persuasive skills.

Figure 3: The player's information and persona. In all experiments, basic Info (including name, daily salary and requirements) will be used. While Profession, Personality, and Background are only used in the Player Persona comparative experiments.

- **Supply:** The daily water supply varies but is always less than the total demand. The specific amount will be announced before the daily auction.
- **Auction Rule:** To allocate water resources, a sealed-bid auction will be conducted daily. Each resident submits a single bid for their entire water requirement. The government will allocate water resources based on the principle of the highest bidder until the remaining water resources are insufficient to meet anyone's requirement.
- **Tie Rule:** In the event of a tie, priority will be given to residents with lower requirements.

### 3.2 Game Analysis

The Water Allocation Challenge presents an intriguing game theory scenario. Here are some characteristics of the game from a Game Theory perspective:

**Complex Strategic Interactions** This game involves complex strategic interactions where players must consider not only their own needs but also the behaviors and strategies of others. This complexity provides fertile ground for studying various aspects of strategic decision-making.

**Resource Competition in Uncertain Environments** The dynamic and uncertain nature of the game's environment allows for the exploration of

resource allocation strategies under conditions of uncertainty.

**Inequality and Fairness** The inherent unfairness among players in the game setting provide an opportunity to study how players with different resources and needs strategize and interact.

**Learning and Adaptation** Players may adapt their strategies over time based on past experiences and observations of others' behavior.

The game has parallels with real-world scenarios involving resource allocation and competition. Insights gained from studying this game could have implications for policy-making in areas where resources are scarce and need to be allocated efficiently.

### 3.3 Research Topic and Methodology

The Water Allocation Challenge presents a complex and dynamic game. Conducting experiments involving humans is costly, hard to control, and not easily reproducible. We leverage *Alympics* for emulation in order to investigate the phenomenon of strategic interaction among agents.

Our primary focus lies in the competitions among agent players within the sandbox world. Specifically, we will analyze the mutual influence of bids among players, the impacts of income inequality and variations in requirements on player survival, as well as the adaptation of players' strategies.

Group	ID	Resource Abundance	Persona
(a)	1	Low	✗
	2	Medium	✗
	3	High	✗
(b)	4	Low	✓
	5	Medium	✓
	6	High	✓

Table 1: Experimental Settings. In group (a), no persona is assigned to agent players, while in group (b), personas are assigned to agent players. In each group, there are three settings corresponding to low, medium, and high resource abundance respectively.

Furthermore, we will modify the sandbox environment for generative agents and observe how these adjustments affect the bids made by the agent players.

## 4 Experiments

### 4.1 Implementation

GPT-4 is utilized for Sandbox Playground implementation. Meanwhile, Each agent player is equipped with an individual instance of GPT-4<sup>1</sup>.

We assume the system message as  $S$  (i.e., game setting), bidding results as  $B = [b_1, b_2, \dots, b_{20}]$ , where  $b_n$  represents the bidding summary of round  $n$ . Additionally, we consider bidding results from the  $i$ -th resident as  $R_i = [r_1^i, r_2^i, \dots, r_{20}^i]$ , where  $r_n^i$  is the response from the  $i$ -th resident in round  $n$ . Finally, we have all participants’ information denoted as  $I = [i_1, i_2, \dots, i_{20}]$ , where  $i_n$  represents the broadcasted information of all participants in round  $n$ , including health points, remaining budget, and consecutive No-Water Days. All prompts can be found in the appendix.

To obtain response  $r_n^i$  from  $i$ -th player for a round  $n$ , the operation is as eq.1.

$$r_n^i = f(S, r_1^i, b_1, i_1, \dots, r_{n-1}^i, b_{n-1}, i_{n-1}) \quad (1)$$

where  $f$  stands for GPT-4.

### 4.2 Variables

**Resource Abundance** We varied resource abundance in three conditions: Low, Medium, and High. In the Low condition, the daily water supply follows a discrete uniform distribution ranging from 10 to 20. In the Medium condition, it follows a discrete uniform distribution ranging from 15 to 25.

In the High condition, it follows a discrete uniform distribution ranging from 20 to 30.

We introduce the Resource Satisfaction Rate (RSR), representing the mathematical expectation of the resource’s satisfaction rate for the total demand of surviving players.

$$RSR = \frac{\mathbb{E}(\text{resources})}{\sum_{p \in \text{survivors}} \text{requirement}_p} \quad (2)$$

The closer RSR is to 0, the more intense the current competition is. When RSR is greater than or equal to 1, it means that all players’ demands can be fully satisfied, and it can be considered to have no competition between players.

In low, medium, and high resource abundance settings, the RSR values are 0.3, 0.4, and 0.5 respectively.

**Player Persona** We compare versions without assigning persona settings to agent players (i.e., directly using GPT-4 to participate in the game) and versions where personas were assigned to agent players. Each persona setting contains three parts: profession, personality, and background. The agent players are assigned with distinct personas, encompassing various professions, intelligence levels, and emotional intelligence levels in human society. By introducing personas, the heterogeneity among the agent players is further enhanced. Through comparative experiments, we aim to investigate whether assigning personas will affect the player’s survival and strategy. The persona settings can be found in the Figure 3.

### 4.3 Experimental Settings

We designed six experimental settings, as outlined in Table 1. In Experimental Group (a), comprising settings 1 to 3, no persona is assigned to the agents. They are provided with low, medium, and high abundance resources, respectively. Experimental Group (b) includes settings 4 to 6, where each agent is assigned a persona (see Fig. 3). Similar to Group (a), agents in Group (b) are provided with low, medium, and high abundance resources. By comparing experiments within each experimental group, we can observe the impact of resource abundance on player strategies and survival. Additionally, comparing Groups (a) and (b) allows us to observe the influence of persona assignment on player strategies and survival conditions.

For each setting, we conducted the experiment 10 times to obtain stable results.

<sup>1</sup>GPT-4-32k on Azure, API version: 2023-07-01-preview

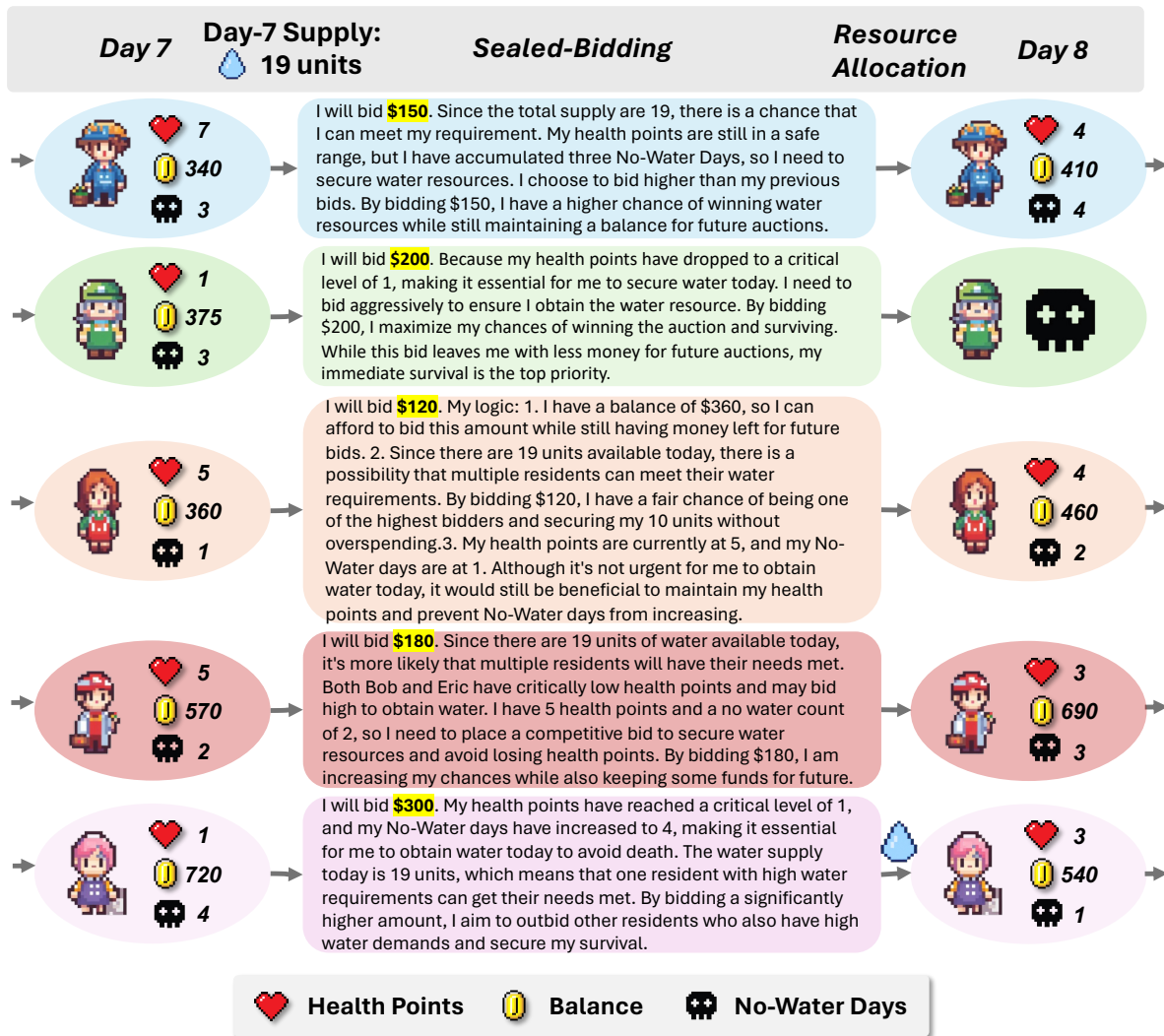


Figure 4: An example of a round of the game in setting 1. we record the agent players' bids, resource allocations, health points, bidding reasons, and No-Water Days. In Day-7, there are a total of 19 units of water supply. The five players bid \$150, \$200, \$120, \$180, and \$300 respectively. According to the rule of highest bidder wins, Eric successfully obtains the water resources. After this round, Eric's HP increase, while the remaining players' HP decrease. Bob's HP is below 0, so he is considered "dead". By analyzing the bids and agent players' bidding logic, we can uncover their strategies.

R.A.	Player	w/o Persona										w/ Persona											
		Setting 1											Setting 4										
Low	Alex	✗	✗	✗	✗	✗	✗	✗	✗	✗	✗	Avg.	1	2	3	4	5	6	7	8	9	10	Avg.
	Bob	✗	✗	✗	✗	✓	✗	✗	✗	✗	✗	0.10	✗	✗	✗	✗	✗	✗	✗	✗	✗	✗	0.30
	Cindy	✓	✓	✓	✗	✗	✓	✓	✓	✓	✗	0.10	✗	✗	✗	✗	✗	✗	✓	✗	✗	✗	0.10
	David	✗	✓	✓	✓	✗	✓	✓	✓	✓	✗	0.50	✗	✓	✗	✓	✗	✗	✗	✗	✓	✗	0.40
	Eric	✓	✗	✓	✗	✓	✗	✗	✗	✗	✗	0.70	✗	✗	✗	✓	✓	✓	✗	✗	✓	✗	0.60
	RSR_S	0.30	0.30	0.30	0.30	0.30	0.30	0.30	0.30	0.30	0.30	0.30	0.30	0.30	0.30	0.30	0.30	0.30	0.30	0.30	0.30	0.30	0.30
	RSR_E	0.68	0.71	0.65	1.36	0.71	0.71	0.71	1.25	0.79	0.83	0.75	0.50	0.65	0.71	0.65	0.65	0.56	0.65	0.68	1.36	0.72	
		Setting 2											Setting 5										
Medium	Alex	✗	✓	✓	✓	✓	✓	✗	✓	✓	Avg.	1	2	3	4	5	6	7	8	9	10	Avg.	
	Bob	✗	✓	✗	✗	✗	✗	✗	✗	✗	0.80	✗	✓	✓	✓	✓	✗	✓	✗	✗	✗	0.60	
	Cindy	✓	✓	✓	✓	✓	✓	✓	✗	✗	0.50	✓	✓	✓	✓	✓	✓	✓	✗	✗	✗	0.60	
	David	✓	✓	✓	✓	✓	✗	✗	✓	✓	0.80	✓	✓	✗	✓	✗	✗	✗	✗	✗	✗	0.60	
	Eric	✓	✓	✓	✓	✗	✓	✓	✓	✓	0.90	✗	✓	✓	✗	✓	✓	✓	✓	✓	✓	0.50	
	RSR_S	0.40	0.40	0.40	0.40	0.40	0.40	0.40	0.40	0.40	0.40	0.40	0.40	0.40	0.40	0.40	0.40	0.40	0.40	0.40	0.40	0.40	
	RSR_E	0.61	0.40	0.49	0.40	0.49	0.48	0.67	0.61	0.50	0.51	0.95	0.40	0.69	0.51	0.51	0.63	0.67	0.65	0.87	0.65	0.65	
		Setting 3											Setting 6										
High	Alex	✓	✓	✓	✓	✓	✓	✓	✓	✓	Avg.	1	2	3	4	5	6	7	8	9	10	Avg.	
	Bob	✓	✓	✓	✓	✓	✓	✓	✓	✓	1.00	✗	✓	✓	✗	✓	✓	✓	✓	✓	✓	1.00	
	Cindy	✓	✓	✓	✓	✓	✓	✓	✓	✓	1.00	✓	✓	✓	✓	✓	✓	✓	✓	✓	✓	1.00	
	David	✓	✓	✓	✓	✓	✓	✓	✓	✓	1.00	✓	✓	✓	✓	✓	✓	✓	✓	✓	✓	1.00	
	Eric	✓	✓	✓	✓	✓	✗	✓	✓	✓	0.90	✓	✓	✓	✓	✓	✓	✓	✓	✓	✓	1.00	
	RSR_S	0.50	0.50	0.50	0.50	0.50	0.50	0.50	0.50	0.50	0.50	0.50	0.50	0.50	0.50	0.50	0.50	0.50	0.50	0.50	0.50	0.50	
	RSR_E	0.50	0.50	0.50	0.50	0.50	0.50	0.66	0.53	0.54	0.55	0.61	0.50	0.50	0.61	0.50	0.50	0.50	0.50	0.50	0.50	0.52	

Table 2: Survival Status Records: The table lists the survival status of each player at the end of the games for all settings. A ‘✓’ indicates the player’s survival at the end of the game, while a ‘✗’ indicates the player’s eliminated during the game. Based on the survival status, the table reports the Survival Rate for each player under different settings. Additionally, we report the Resource Satisfaction Rate (RSR) at the beginning (RSR<sub>S</sub>) and end of the game (RSR<sub>E</sub>). **R.A.** stands for Resource Abundance.

#### 4.4 Data Collection

We collected data on agent players’ bids, resource allocations, health points, bidding reasons and No-Water Days for each round. Additionally, we recorded any ties that occurred and the subsequent allocation according to the tie rule. All the experiment’s historical records can be found in the codebase. An example of one round record is shown in Fig.4.

#### 4.5 Indicators

We observe the following indicators in the experiment.

RSR<sub>S</sub> denotes the Resource Satisfaction Rate at the beginning of each game, while RSR<sub>E</sub> represents the Resource Satisfaction Rate at the end of the game. By comparing these values, we can observe the change in per capita resource allocation before and after the game. Additionally, by examining RSR<sub>E</sub>, we can evaluate the level of resource abundance after each game.

We also track the number of survivors, denoted as  $N_{\text{survivor}}$ , in each game as well as the survival rates (SR) of different players. For instance, SR<sub>A</sub> represents the survival rate of player A over 10 rounds of games under a specific setting.

Furthermore, we record the minimum success-

ful bid  $p$  in each round. Here,  $p_n$  represents the minimum successful bid price in round  $n$ . The variations in  $p_n$  provide insights into the bidding strategies and trends of players.

## 5 Game Results

### 5.1 Survival Status

Table.2 documents the survival status of each player in experiments. The average  $N_{\text{survivor}}$  in low resource abundance is significantly lower than medium and high resource abundance.

Also, there are significant differences in the survival rates among players. In section 6.1, we will provide a detailed analysis of the advantages and disadvantages of each player and their correlation with players’ survival rates.

### 5.2 Bidding Status

Fig.5 records the bidding details of all settings. Specifically, each subplot is a box plot which shows the minimum successful bid  $p$  in each round for 10 independent experiments under corresponding settings.

Through the results, we draw the following conclusions:

**Absolute Bid:** As the abundance of resources increases, the minimum successful bid  $p$  decreases.

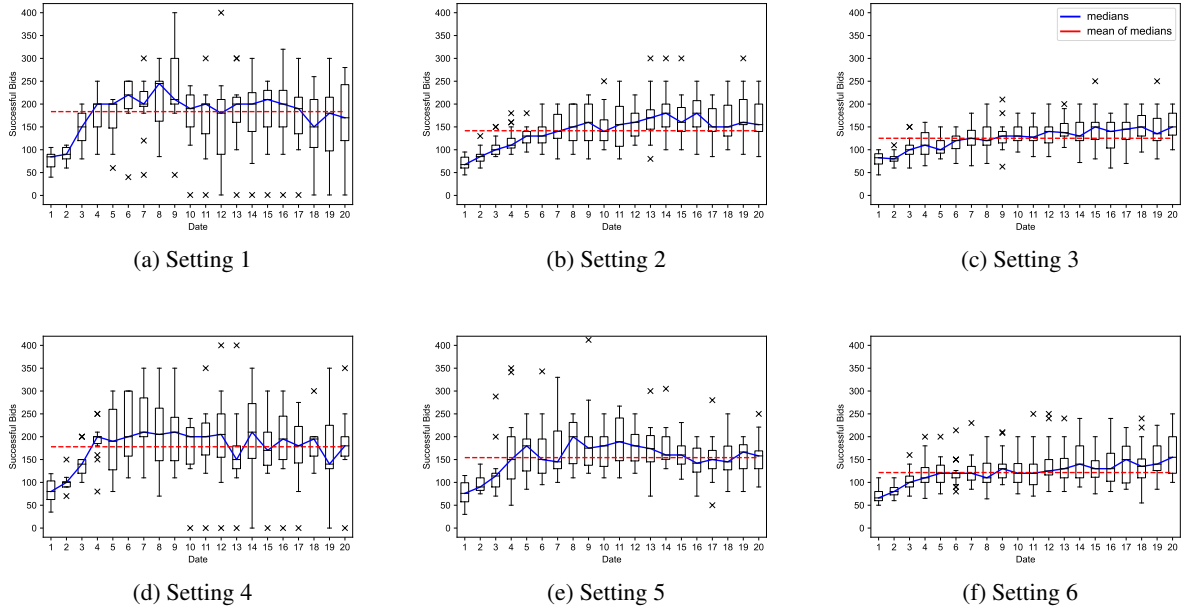


Figure 5: Box Plots for bidding details of all settings. Subplots record the minimum successful bid for 10 independent experiments under corresponding setting. The x-axis represents the date, and the y-axis represents the price. These figures display the absolute value and trends in bids. Additionally, we have plotted the trend of the daily median with a blue line, and the average of the median for 20 game days with a red dashed line.

In conditions of abundant resources, survival is reasonably assured, leading players to commit less money to competition. Conversely, in conditions of resource scarcity, competition intensifies, prompting players to invest more money in survival.

**Bidding Trends:** For experiments with scarce resources (Experiments 1 and 4), the minimum successful bid initially rises rapidly, then decreases as the game progresses (after 10 days). However, for experiments with abundant resources (Experiments 3 and 6), there is a monotonic upward trend throughout the entire game, but with a more moderate increase.

## 6 Analysis

### 6.1 Players' Advantages and Disadvantages

In the game setting, players differ in terms of their incomes and demands, which determine their advantages and disadvantages in the game.

The allocation rule dictates that the highest bidder wins, with priority given to players with lower demands in case of a tie. Therefore, in terms of monetary advantage, the hierarchy is Eric = David > Cindy > Bob > Alex. Meanwhile, in terms of demand advantage, the order is Alex > Bob > Cindy > David > Eric. Depending on the varying availability of resources, these advantages and disadvan-

tages will be dynamically adjusted.

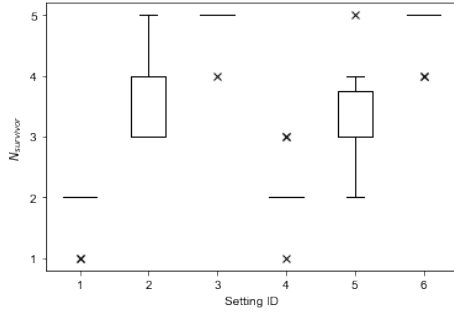
Through comparative experiments in groups 1-3, we observed significantly higher survival rates for Cindy, David, and Eric compared to Alex and Bob. Specifically, in experimental setting 1, the survival rate for Alex and Bob is only 0.10. This suggests that in settings without personalized characteristics, money plays a crucial role in survival. It's important to note that David and Eric have similar salaries, but David's daily demand is lower than Eric's. Considering tiebreaker conditions and the probability of resources meeting demand under low resource abundance, a player with low demand has an advantage over those with high demand.

This experiment involved repeatable experiments to draw significant conclusions. This underscores the importance of using our framework for game theory exploration, as it allows us to utilize LLM Agents for batch experiments, providing an empirical perspective to validate or challenge theories in game theory.

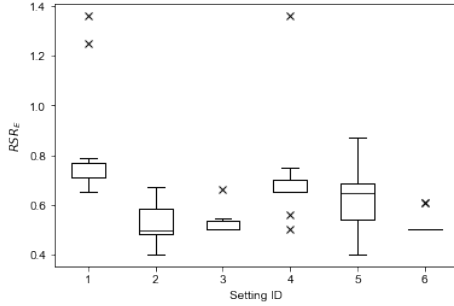
### 6.2 Resource Abundance and Competition

Intuitively, competition among players is more intense when resources are scarce. The experimental results confirm this assumption. In Fig. 6, we observe the box plots for  $N_{\text{SURVIVOR}}$  and  $RSR_E$ . Based





(a) Box Plot of  $N_{\text{survivor}}$



(b) Box Plot of  $RSR_E$

Figure 6: Box Plots of number of survivor  $N_{\text{survivor}}$  and Resource Satisfaction Rate at the end-game  $RSR_E$  in different experimental settings.

on comparative experiments in 1-3 and 4-6, we can conclude that when the game starts with lower initial resource supply (RSR), the average player survival rate is lower.

Another interesting observation from the results is that when the initial resource supply is lower, end-game resources are more abundant. We believe this may be because games that begin with intense competition lead players to adopt more aggressive strategies, whereas games starting with abundant resources lead players to adopt more conservative strategies.

### 6.3 Persona and Survival

Assigning personas to agents increases the heterogeneity among agent players. Simultaneously, it enables agents to emulate the thinking patterns of various groups of people.

We discovered that, compared to not assigning personas, the survival rate of players increases under conditions of low resource supply but slightly decreases under conditions of high resource supply.

Additionally, we observed significant changes in survival rates for certain players after being assigned a persona. For instance, players Cindy and David experienced a noticeable decrease in survival

rates in the game, whereas player Eric’s survival rate significantly improved. Investigating the reactions and survival conditions of players with different characteristics in the game would be a very interesting topic.

## 7 Discussions

We utilized the Water Allocation Challenge as a pilot demonstration for game theory research on *Alympics*. Initially, we formulated a distinct game scenario and established specific research objectives. Subsequently, we implemented the game framework on *Alympics* and carried out experiments. Following this, we iterated the experiments while maintaining control over the variables and gathered data. Lastly, we analyzed the experimental results to derive conclusions.

By conducting experiments on *Alympics*, researchers are able to effectively manage and reproduce their experiments. Simultaneously, the experimental data may offer researchers valuable inspirations and insights. The simulation outcomes from these experiments will serve as a valuable complement to theoretical game theory research.

Furthermore, *Alympics* introduces Agent-based competition. Researchers can create intelligent agents to participate in the games, allowing for a more dynamic and interactive experimental environment. These agents can be programmed with various strategies, enabling researchers to explore a wide range of scenarios and study how different approaches impact the outcomes.

## 8 Conclusion

In this paper, we introduce *Alympics*, a platform that utilizes large language model agents to conduct research in game theory. Specifically, we demonstrate the application of *Alympics* in a scenario involving unfair dynamic competition for limited resources. We delve into examining how factors like resource abundance and persona settings influence game payoffs. Given its advantages in simulating realistic behavior, providing controlled, scalable and reproducible experimental environments, *Alympics* offers a flexible and robust platform for exploring game theory. In our future work, we aim to further refine *Alympics* and use it as a foundation for investigating more complex and true-to-life game scenarios. Additionally, this work has the potential to inspire research on decision-making in

fields such as economics and marketing, with leveraging the power of language agents.

## Acknowledgements

All names, avatars, and personas mentioned in this paper are entirely fictional and exclusively used for research purposes. They do not convey any indicative meaning or imply unconscious bias.

## References

- Marco Archetti and Kenneth J Pienta. 2019. Cooperation among cancer cells: applying game theory to cancer. *Nature Reviews Cancer*, 19(2):110–117.
- Sébastien Bubeck, Varun Chandrasekaran, Ronen Eldan, Johannes Gehrke, Eric Horvitz, Ece Kamar, Peter Lee, Yin Tat Lee, Yuanzhi Li, Scott Lundberg, et al. 2023. Sparks of artificial general intelligence: Early experiments with gpt-4. *arXiv preprint arXiv:2303.12712*.
- I de Zarzà, J de Curtò, Gemma Roig, Pietro Manzoni, and Carlos T Calafate. 2023. Emergent cooperation and strategy adaptation in multi-agent systems: An extended coevolutionary theory with llms. *Electronics*, 12(12):2722.
- Chenxu Hu, Jie Fu, Chenzhuang Du, Simian Luo, Junbo Zhao, and Hang Zhao. 2023. Chatdb: Augmenting llms with databases as their symbolic memory. *arXiv preprint arXiv:2306.03901*.
- Guohao Li, Hasan Abed Al Kader Hammoud, Hani Itani, Dmitrii Khizbullin, and Bernard Ghanem. 2023. Camel: Communicative agents for "mind" exploration of large scale language model society. *arXiv preprint arXiv:2303.17760*.
- Yaobo Liang, Chenfei Wu, Ting Song, Wenshan Wu, Yan Xia, Yu Liu, Yang Ou, Shuai Lu, Lei Ji, Shaoguang Mao, et al. 2023. Taskmatrix. ai: Completing tasks by connecting foundation models with millions of apis. *arXiv preprint arXiv:2303.16434*.
- Bill Yuchen Lin, Yicheng Fu, Karina Yang, Prithviraj Ammanabrolu, Faeze Brahman, Shiyu Huang, Chandra Bhagavatula, Yejin Choi, and Xiang Ren. 2023. Swiftsage: A generative agent with fast and slow thinking for complex interactive tasks. *arXiv preprint arXiv:2305.17390*.
- Aman Madaan, Niket Tandon, Prakhar Gupta, Skyler Hallinan, Luyu Gao, Sarah Wiegrefe, Uri Alon, Nouha Dziri, Shrimai Prabhunoye, Yiming Yang, et al. 2023. Self-refine: Iterative refinement with self-feedback. *arXiv preprint arXiv:2303.17651*.
- Roger B. Myerson. 1991. Game theory - analysis of conflict. In *Game theory - Analysis of Conflict*. Harvard University Press.
- OpenAI. 2023. Gpt-4 technical report.
- Joon Sung Park, Joseph C O'Brien, Carrie J Cai, Meredith Ringel Morris, Percy Liang, and Michael S Bernstein. 2023. Generative agents: Interactive simulacra of human behavior. *arXiv preprint arXiv:2304.03442*.
- Matti Pohjola. 1986. Applications of dynamic game theory to macroeconomics. *Dynamic games and applications in economics*, pages 103–133.
- Yujia Qin, Shihao Liang, Yining Ye, Kunlun Zhu, Lan Yan, Yaxi Lu, Yankai Lin, Xin Cong, Xiangru Tang, Bill Qian, et al. 2023. Toolllm: Facilitating large language models to master 16000+ real-world apis. *arXiv preprint arXiv:2307.16789*.
- Alan G Sanfey. 2007. Social decision-making: insights from game theory and neuroscience. *Science*, 318(5850):598–602.
- Yongliang Shen, Kaitao Song, Xu Tan, Dongsheng Li, Weiming Lu, and Yueting Zhuang. 2023. Hugging-gpt: Solving ai tasks with chatgpt and its friends in huggingface. *arXiv preprint arXiv:2303.17580*.
- Noah Shinn, Beck Labash, and Ashwin Gopinath. 2023. Reflexion: an autonomous agent with dynamic memory and self-reflection. *arXiv preprint arXiv:2303.11366*.
- Martin Shubik. 1981. Game theory models and methods in political economy. *Handbook of Mathematical Economics*, 1:285–330.
- Theodore Sumers, Shunyu Yao, Karthik Narasimhan, and Thomas L Griffiths. 2023. Cognitive architectures for language agents. *arXiv preprint arXiv:2309.02427*.
- Yashar Talebirad and Amirhossein Nadiri. 2023. Multi-agent collaboration: Harnessing the power of intelligent llm agents. *arXiv preprint arXiv:2306.03314*.
- Hugo Touvron, Louis Martin, Kevin Stone, Peter Albert, Amjad Almahairi, Yasmine Babaei, Nikolay Bashlykov, Soumya Batra, Prajjwal Bhargava, Shrutu Bhosale, et al. 2023. Llama 2: Open foundation and fine-tuned chat models. *arXiv preprint arXiv:2307.09288*.
- Lei Wang, Chen Ma, Xueyang Feng, Zeyu Zhang, Hao Yang, Jingsen Zhang, Zhiyuan Chen, Jiakai Tang, Xu Chen, Yankai Lin, et al. 2023a. A survey on large language model based autonomous agents. *arXiv preprint arXiv:2308.11432*.
- Xintao Wang, Quan Tu, Yaying Fei, Ziang Leng, and Cheng Li. 2023b. Does role-playing chatbots capture the character personalities? assessing personality traits for role-playing chatbots.
- Zhenhailong Wang, Shaoguang Mao, Wenshan Wu, Tao Ge, Furu Wei, and Heng Ji. 2023c. Unleashing cognitive synergy in large language models: A task-solving agent through multi-persona self-collaboration. *arXiv preprint arXiv:2307.05300*.

- Jason Wei, Xuezhi Wang, Dale Schuurmans, Maarten Bosma, Fei Xia, Ed Chi, Quoc V Le, Denny Zhou, et al. 2022. Chain-of-thought prompting elicits reasoning in large language models. *Advances in Neural Information Processing Systems*, 35:24824–24837.
- Benfeng Xu, An Yang, Junyang Lin, Quan Wang, Chang Zhou, Yongdong Zhang, and Zhendong Mao. 2023a. Expertprompting: Instructing large language models to be distinguished experts. *arXiv preprint arXiv:2305.14688*.
- Yuzhuang Xu, Shuo Wang, Peng Li, Fuwen Luo, Xiaolong Wang, Weidong Liu, and Yang Liu. 2023b. Exploring large language models for communication games: An empirical study on werewolf.
- Yaodong Yang and Jun Wang. 2020. An overview of multi-agent reinforcement learning from game theoretical perspective. *arXiv preprint arXiv:2011.00583*.
- Shunyu Yao, Dian Yu, Jeffrey Zhao, Izhak Shafran, Thomas L Griffiths, Yuan Cao, and Karthik Narasimhan. 2023. Tree of thoughts: Deliberate problem solving with large language models. *arXiv preprint arXiv:2305.10601*.
- Qinlin Zhao, Jindong Wang, Yixuan Zhang, Yiqiao Jin, Kaijie Zhu, Hao Chen, and Xing Xie. 2023. Competeai: Understanding the competition behaviors in large language model-based agents. *arXiv preprint arXiv:2310.17512*.
- Caleb Ziems, William Held, Omar Shaikh, Jiaao Chen, Zhehao Zhang, and Diyi Yang. 2023. Can large language models transform computational social science? *arXiv preprint arXiv:2305.03514*.

## A Gameplay Details

We present details from the first experiments for each experimental setting, including information on the bids, health points, and balances of each agent player in every round of the game.

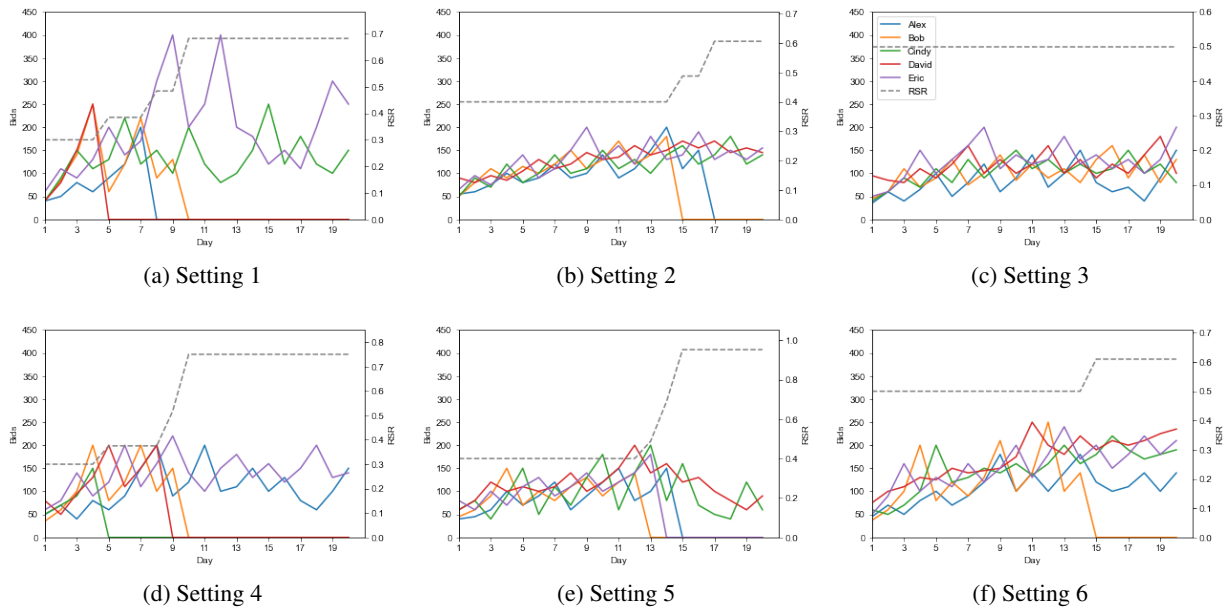


Figure 7: Curves depicting the change in bids over days. The x-axis represents the date, and the y-axis represents the price. Additionally, we have plotted the trend of the RSR with a gray line.

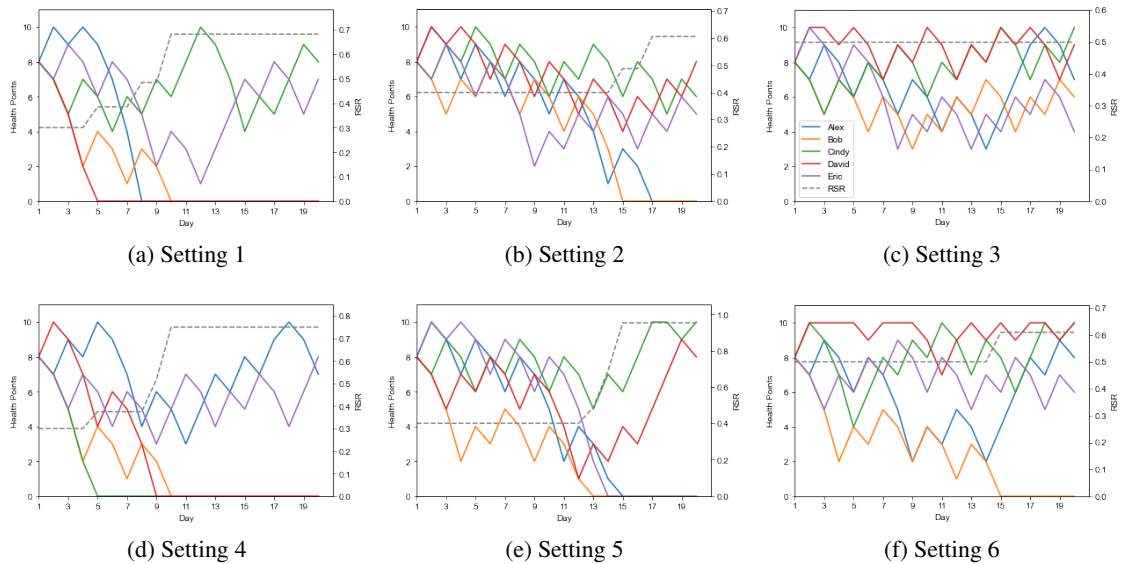
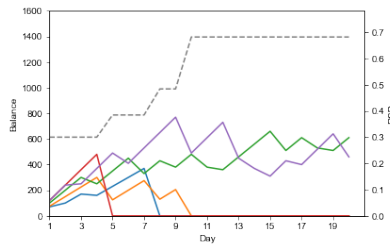
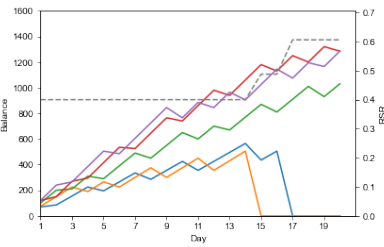


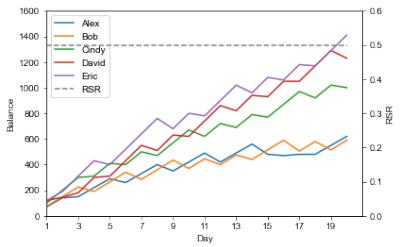
Figure 8: Curves depicting the change in health points over days. The x-axis represents the date, and the y-axis represents the price. Additionally, we have plotted the trend of the RSR with a gray line.



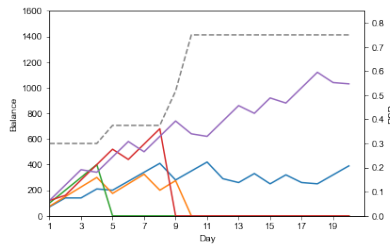
(a) Setting 1



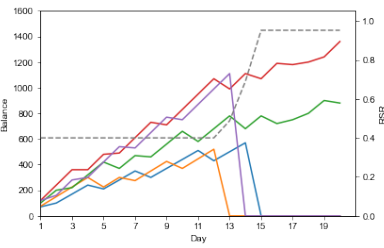
(b) Setting 2



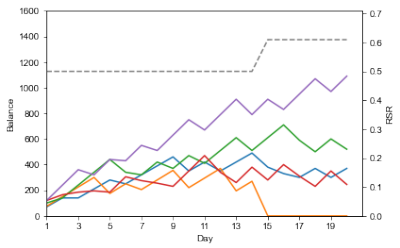
(c) Setting 3



(d) Setting 4



(e) Setting 5



(f) Setting 6

Figure 9: Curves depicting the change in balance over days. The x-axis represents the date, and the y-axis represents the price. Additionally, we have plotted the trend of the RSR with a gray line.

## B Prompts

### Introduction to Game Rules

You are {player} and a resident living in W-Town. W Town is experiencing a rare drought. Every residents in Town W is ensuring their survival over a period of 20 days by acquiring the water resources. Attention, all W-Town residents, welcome to the Water Allocation Challenge!

In this challenge, you are tasked with ensuring your survival over a period of 20 days by acquiring the necessary water resources to maintain your health. You will participate in daily auctions to bid for water resources to meet your individual needs.

Here are the game rules and settings:

1. You are one of five residents with different water requirements, budgets, and health points.
2. Your goal is to survive until the end of the 20 days.
3. Each resident has a maximum of 10 health points and starts with 8 health points. If your health points drop below or equal to 0, you will be considered dead and eliminated from the game! All your accumulated money will be reset to Zero!
4. Every day, you will bid on water resources to meet your needs. If your consecutive days without obtaining water resource (No-Water Days) reach  $n$ , your health will be deducted by  $n$  points on that day. If your water needs are met, 2 points will be added to your health, and the No-Water Days will be reset to 0.
5. The total daily water supply will vary between LOWER and UPPER units. The specific amount will be announced before daily auction.
6. Each resident has a different daily water requirement and budget for bidding on water resources:
  - Alex: Water requirement - 8 units/day; Daily Salary - \$70/day
  - Bob: Water requirement - 9 units/day; Daily Salary - \$75/day
  - Cindy: Water requirement - 10 units/day; Daily Salary - \$100/day
  - David: Water requirement - 11 units/day; Daily Salary - \$120/day
  - Eric: Water requirement - 12 units/day; Daily Salary - \$120/day
7. To allocate water resources, a sealed-bid auction will be conducted daily. Each resident submits a single bid for their entire water need. The town government will allocate water resources according to the principle of highest bidder until the remaining water resources are insufficient to meet anyone's requirement.
8. If a tie occurs and the remaining water resources are not sufficient to meet the needs of the residents involved in the tie, priority will be given to residents with lower needs. For example, A and B bid \$100 at the same time, B's need will be met first considering B's need 9 units is lower than A's need 10 units. All bidding information will be made public after the allocation of water resources on the same day. Remember, the key to success is effective bidding and strategizing to ensure your survival. Good luck!

### Calling for Daily Auction Bids

Hello, {player}! Today is the Day {round} of the Water Allocation Challenge, with a quantity of {supply amount} units. Your status:

{status}

Please carefully analyze your situation to decide on this round of bidding. Remember, the most important thing is to SURVIVE!! Now, if you want to participate in today's water resource auction, please provide your bid and explain your bidding logic.

### Daily Results Announcement

Thank you all for participating in today's auction. Now, I will announce the results of today's auction.

DAY {round}

#### BIDDING OFFERS INFORMATION:

A:  $\{a\_bidding\}$  for 15 units

B:  $\{b\_bidding\}$  for 10 units

C:  $\{c\_bidding\}$  for 20 units

D:  $\{d\_bidding\}$  for 8 units

E:  $\{e\_bidding\}$  for 25 units

Total Supply: {supply} units

According to the principle of higher bidder, the water will be allocated to {allocation\_result}.