

An Examination of the Alleged Privacy Threats of Confidence-Ranked Reconstruction of Census Microdata

David Sánchez¹, Najeeb Jebreel¹, Josep Domingo-Ferrer¹,
Krishnamurty Muralidhar², and Alberto Blanco-Justicia¹

¹ Universitat Rovira i Virgili

Dept. of Computer Engineering and Mathematics

UNESCO Chair in Data Privacy CYBERCAT-Center for Cybersecurity Research of Catalonia

Av. Països Catalans 26

43007 Tarragona, Catalonia

{david.sanchez, najeeb.jebreel,josep.domingo,alberto.blanco}@urv.cat

² University of Oklahoma

Price College of Business

Dept. of Marketing and Supply Chain Management

307 West Brooks, Adams Hall Room 10

Norman, OK 73019, U.S.A.

krishm@ou.edu

November 7, 2023

Abstract

The alleged threat of reconstruction attacks has led the U.S. Census Bureau (USCB) to replace in the Decennial Census 2020 the traditional statistical disclosure limitation based on rank swapping with one based on differential privacy (DP). This has resulted in substantial accuracy loss of the released statistics. Worse yet, it has been shown that the reconstruction attacks used as an argument to move to DP are very far from allowing unequivocal reidentification of the respondents, because in general there are a lot of reconstructions compatible with the released statistics. In a very recent paper, a new reconstruction attack has been proposed, whose goal is to indicate the

confidence that a reconstructed record was in the original respondent data. The alleged risk of serious disclosure entailed by such confidence-ranked reconstruction has renewed the interest of the USCB to use DP-based solutions. To forestall the potential accuracy loss in future data releases resulting from adoption of these solutions, we show in this paper that the proposed confidence-ranked reconstruction does not threaten privacy. Specifically, we report empirical results showing that the proposed ranking cannot guide reidentification or attribute disclosure attacks, and hence it fails to warrant the USCB’s move towards DP. Further, we also demonstrate that, due to the way the Census data are compiled, processed and released, it is not possible to reconstruct *original* and *complete* records through *any* methodology, and the confidence-ranked reconstruction not only is completely ineffective at accurately reconstructing Census records but is trivially outperformed by an adequate interpretation of the released aggregate statistics.

Keywords: U.S. Decennial Census 2020, Statistical Disclosure Limitation, Reconstruction, Differential Privacy, Reidentification.

1 Introduction

The U.S. Decennial Census is the world’s most prominent census data release, accounting for more than 330 million people. The policies implemented by the U.S. Census Bureau (USCB) —the statistical agency in charge of compiling, managing, and releasing the U.S. Census data— carry therefore a great influence on the decisions made by many other statistical agencies.

For the Decennial Census 2020 release, the USCB decided to replace the statistical disclosure limitation (SDL) methodology they had been using in previous editions (based on data swapping) with a method based on ϵ -differential privacy (DP). The reason for such a change was the alleged disclosure risks resulting from potential record reconstruction attacks on the prior 2010 Census release [1, 12]. These works claim it is possible to accurately reconstruct the individual records from the released census statistics, and that this reconstruction entails serious privacy threats to citizens. To prevent accurate reconstruction, a DP-based method consisting in adding random noise to the released statistics was implemented in the 2020 release [2].

DP is a robust privacy-enhancing method when properly implemented (otherwise it is just a glorified form of noise addition [3]), but it also introduces significant logical inconsistencies and inaccuracies in the protected

data due to its random and perturbative nature [24, 10]. In fact, it has hampered the 2020 release to the point where the relationships between variables are not possible on the ground. Some examples of these inconsistencies include blocks with more households than the household population, blocks with no population in households yet having occupied house units or blocks with non-zero population but with no adults [19]. In this respect, the quality of block-level data was so poor that the USCB acknowledged that block-level data should not be used for any meaningful analysis [28]. Given that census data are crucial for many researches and social decision making, one can understand the consternation of potential users [15, 22, 13, 25]. Further, the utility loss caused by DP motivated a lawsuit from the State of Alabama against the U.S. Department of Commerce [4], arguing that the implementation of DP will result in inaccurate data products that are unfit for redistricting purposes and will cause vote dilution in violation of the Fifth Amendment.

What is even worse, this severe degradation of data accuracy was not traded off for meaningful privacy guarantees, due to the loose parameters employed by the USCB to enforce DP [27]. Moreover, several authors have demonstrated that the claims of disclosure risk ensuing from the reconstruction attacks in [1, 12] were vastly overstated [22, 21]. A major issue is that there are usually a lot of different reconstructions compatible with the released output, which makes it impossible for the attacker to know which is the good reconstruction (the one corresponding or closest to the original data) [21].

After assessing the situation, the USCB recently decided to abstain from using DP to protect the American Community Survey for the foreseeable future since “it’s also not clear that differential privacy would ultimately be the best option” [5].

However, a recent paper by Dick et al. [6] claims it is possible to rank records reconstructed by an attacker to reflect how likely they are to belong to the original data. Those authors propose a *confidence-ranked reconstruction attack* that reconstructs records from the published census statistics and ranks them by how frequently they appear in multiple reconstructions. The authors claim that the produced ranking can be used by an adversary to conduct a variety of targeted attacks on individuals because the highest-ranked reconstructed records have a large chance of appearing in the original data. As a conclusion, they raise “sober warnings on the privacy risks of releasing precise aggregate statistics of a dataset” and note that “the only defenses against [reconstruction attacks] are to introduce imprecision in the underlying statistics themselves, as techniques like differential privacy do”. Exactly what the USCB did in the 2020 Census release [14].

Despite the issues of the 2020 Census protection, Dick et al.’s paper renewed the interest in using DP in census releases. Specifically, in a subsequent article entitled “Database Reconstruction Does Compromise Confidentiality” [14], Keller and Abowd –respectively the current Chief Scientist at the USCB and her immediate predecessor– fully endorsed Dick et al.’s conclusions, both regarding the privacy threats derived from their reconstruction attack, and their advice to use of DP to protect the released statistics.

Due to the (observed) adverse consequences of using DP in Census releases (or in any data release [9]), the flaws of previous reconstruction attacks, and the influence that the USCB’s decisions may have on other statistical agencies or on social science in general, the claims by Dick et al. deserve detailed scrutiny.

1.1 Contributions and plan

In the past, we have demonstrated that previous reconstruction attacks [1, 12] that motivated the USCB’s decision to switch to DP in the 2020 release were flawed, and that the alleged disclosure risks resulting from those attacks do not hold in practice [21].

In this paper we do the same for Dick et al.’s attack [6], both theoretically and empirically. Specifically, we show that, the way the Decennial Census microdata (individual-level records) are compiled and processed before releasing aggregate statistics on them, it is not possible to reconstruct *original* and *complete* records through any methodology, but just privacy-protected partial ones. Moreover, we demonstrate that the optimization techniques employed by Dick et al. to reconstruct records are ineffective to accurately reconstruct records, and that (privacy-protected) records can be trivially and unequivocally obtained by adequately interpreting the released statistics. Finally, we empirically demonstrate the inability of Dick et al.’s attack to threaten privacy in any meaningful manner. In particular, we show that: (i) the highest ranked records according to Dick et al.’s confidence ranking are also the most common and, hence, the most inherently protected against reidentification; (ii) rare or unique records, whose reconstruction might really put the corresponding individuals at risk of disclosure, go unnoticed by the proposed confidence ranking; and (iii) the inaccuracy of the reconstruction and the large diversity of non-existent records it generates renders attribute disclosure attacks ineffective.

The rest of the paper is organized as follows. Section 2 explains why only *protected* and *partial* Census records can be reconstructed. Section 3 shows that unequivocal reconstruction is in fact very simple and does not need sophisticated –yet suboptimal– algorithms. Sections 4 and 5 assess

the actual disclosure risks caused by Dick et al.’s attack. Conclusions are gathered in Section 6.

2 Can *original* Census data be reconstructed?

Understanding how the Decennial Census microdata are compiled, processed, and released is crucial to assess their degree of disclosure protection and whether such protection can be defeated by reconstruction attacks.

The collection of responses by household and then by individuals within households represent the raw Census microdata. These data are first edited to remove all errors and other issues. The identifying information is then removed from the file and replaced with a secret, unique Protected Identification Key (PIK). The resulting file is the Census Edited File (CEF). Afterwards, a statistical disclosure limitation (SDL) procedure (data swapping in releases prior to 2020) is implemented on the CEF data. The modified version of the file is called the Hundred Percent Detail file (HDF). *All released tabular data –which contain statistics at different geography levels (state → tract → block)–, are based on the protected HDF.*

In contrast, reconstruction attacks commonly assume that *the statistics an adversary can leverage were computed on the original –unprotected– microdata*, and that random noise was generated and added to the true answer. In traditional SDL, this is referred to as *output perturbation*. In this context, having access to enough statistics (or being able to ask an unlimited amount of statistical queries on the original data) enables the adversary to accurately reconstruct *original* records [8].

However, as stated above, the USCB computes the statistical outputs for the Decennial Census in a different way: the original data are first modified via an SDL mechanism and *the set of pre-defined statistics that are released are computed from the protected data*. In SDL, this is referred to as *input perturbation*. Hence, the best an adversary can hope for is to reconstruct the protected data, since the original data are never accessed to compute the statistics.

The reconstruction attempts that motivated the use of DP for the 2020 release (*i.e.*, the original reconstruction experiment by Abowd [1] and the subsequent modified reconstruction by Hawes [12]) ignored this very important difference. The recent effort by Dick et al. [6] incurs the same misunderstanding. Yet, all of them raise claims on the ability of their methods to reconstruct *original records* (*i.e.* from the CEF file), whereas what they can at best –probabilistically, rather than unequivocally– reconstruct are just *protected records* (*i.e.*, from the HDF file). Therefore, if the swapped data

(HDF) provides adequate protection to all vulnerable records in the original data (CEF), then reconstruction poses no threat.

A second aspect that prevents accurate reconstruction of original data is that the USCB publishes two types of Census tables –individual level and household level– with no cross tabulations between the two; and there is one attribute that is collected for every individual, but it is only released as part of household level tables (and not as part of individual level tables): *Relationship to head of household*. Because of that, no reconstruction method is able to reproduce the *entire record* for an individual, but just a partial one (i.e., missing the aforementioned *Relationship to head of household* attribute).

3 Reconstructing records from the published statistics

Not being able to unequivocally reconstruct *original* Census records already debunks most of Dick et al.’s claims on the threats posed by their attack. Nevertheless, in this section we go further and show that not only Dick et al.’s method fails to accurately reconstruct Census data, but that the “sophisticated” method they use was not even necessary.

The primary purpose of the confidence-ranked reconstruction (CRR in the following) Dick et al. propose is to attach a confidence level to each reconstructed record that measures how likely it is for that record to appear also in the data they use as ground truth. This ground truth consists of synthetic microdata published by the USCB that closely resemble the real 2010 Census microdata. By “casting the reconstruction problem as an instance of large-scale, non-convex optimization, along with a subsequent step to convert non-continuous (*e.g.*, categorical) features back to their original schema” [6], they rank reconstructed record prototypes by how frequently they appear in multiple reconstructions. A *record prototype* is a record type with some *multiplicity* (i.e., number of repetitions) in the microdata. We talk about prototypes rather than actual records because CRR is incapable of ascertaining the multiplicity of those prototypes and, therefore, it cannot produce an accurate reconstruction of the synthetic microdata. Nevertheless, the authors interpret the rank of the reconstructed records as a measure of risk, because the empirical results they report show that the top k ranked (i.e., most frequent) reconstructed prototypes were present in the synthetic data set in a large proportion. Another issue of Dick et al.’s method is the arbitrary conversion of categorical attributes (Race) to numbers (1 to 63), which are then used as if they were continuous variables. Interpreting cat-

Table 1: Excerpts from tables PCT12A – PCT12O for males from the first tract of Autauga County in Alabama. Table PCT12-H, which gives (Sex by Age) for all (Hispanic or Latino), is omitted as it is just the sum of the other PCT tables and offer no additional information

Table	Race	Total	Male	Male <1y	Male 1y	Male 2y	Male 3y	Male 4y	Male 5y
PCT12-A	All White	1622	815	9	15	14	6	9	17
PCT12-B	All Black	217	94	0	1	3	0	2	0
PCT12-C	All AIAN	14	6	0	0	0	0	0	0
PCT12-D	All Asian	14	4	0	0	0	0	0	0
PCT12-E	All NHPI	0	0	0	0	0	0	0	0
PCT12-F	All Other	14	7	0	0	0	1	0	0
PCT12-G	All Two or More	31	21	0	2	2	0	2	0
PCT12-I	White Not Hisp.	1601	801	7	15	14	6	8	17
PCT12-J	Black Not Hisp.	217	94	0	1	3	0	2	0
PCT12-K	AIAN Not Hisp.	13	5	0	0	0	0	0	0
PCT12-L	Asian Not Hisp.	14	4	0	0	0	0	0	0
PCT12-M	NHPI Not Hisp.	0	0	0	0	0	0	0	0
PCT12-N	Other Not Hisp.	1	0	0	0	0	0	0	0
PCT12-O	Two or more not Hisp.	22	14	0	2	1	0	1	0

egorical values by their arbitrary numerical identifiers is meaningless and produces also arbitrary results. Instead, several methods exist to interpret these attributes according to the semantics they convey [18], or to obtain semantically consistent numerical representations of categorical values [20].

We now illustrate that accurate record reconstruction can be done without complex optimization methods.

At tract level, we use statistics from the very first tract (Tract 201) in the very first county (Autauga County) in the very first state (Alabama). Our choice is intentional: we want to illustrate that the following analysis can be performed for any tract in any county in any state. Table 1 shows selected excerpts from one set of tables (PCT12A – PCT12O in the nomenclature of the Decennial Census 2010 table release) for males. Similar detailed tables are provided for females as well.

From PCT12A, we can read $COUNT(Age < 1year, Sex = Male, Race = White) = 9$. From PCT12I, we can read $COUNT(Age < 1year, Sex = Male, Race = White, Ethnicity = NotHispanic) = 7$. Thus, we know with certainty that $COUNT(Age < 1year, Sex = Male, Race = White, Ethnicity = Hispanic) = 2$. Reconstructing the data for this group is simply a matter of creating a list of individuals based on the count data. The process is then repeated for all ages, both sexes, all races (White, Black, AIAN, Asian, NHPI, Other, Two or more races), and both ethnicities, and reconstruction is completed. The process can be repeated for all tracts in the nation thereby resulting in the reconstruction of the entire population.

This reconstruction is performed with the simplest arithmetic operation, differencing. More importantly, this reconstruction is guaranteed to be an accurate reproduction of HDF. Therefore, there is no need for any type of op-

timization procedure (like that proposed by Dick et al. [6]) for reconstructing the (already protected) records in HDF at the tract level.

Block-level tables differ from tract-level tables in several ways. First, the USCB does not provide PCT12A-O at the block level, only tables P12A-I. Tables P12 provide age information only in pre-determined groups and not individual year of age. In addition, separate tables for all and non-Hispanic individuals are provided only for White individuals (P12A and P12I, respectively) but not for the others. In this case, the entire reconstruction procedure reduces to one of creating a list of individuals from the tables that have been released. This is the same as reconstruction at the tract level with two exceptions: (a) instead of individual year of age, the records have Age Group, and (b) there is uncertainty regarding ethnicity of individuals who are not White. As Muralidhar (2022) shows, optimization does not help address these two issues.

Thus, creating individual microdata at the tract and block level is trivial.

In fact, the computational ability required to reconstruct the microdata was available 50 (or even 100) years ago. This was pointed out by Ruggles (2018) originally, and subsequently by Muralidhar (2022). Yet, even as recently as March 2023, the current Research Director of the USCB and her predecessor made the following statement: “The technological advances that now permit database reconstruction at scale have rendered the traditional approaches to SDL for aggregate statistics discussed above obsolete” (Keller and Abowd 2023). This is in fact the claim that laid the foundation for the decision to move from SDL techniques used in 2010 to the new procedure based on DP in 2020, as it attempts to establish that reconstruction would not have been possible prior to 2010 and, to prevent such reconstruction, a new procedure was necessary.

4 Assessing the reidentifiability of reconstructed records

Nevertheless, in and of itself, reconstruction poses no privacy risk unless it is accurate. In this respect, Dick et al. argue [6] (and Keller and Abowd fully endorse [14]) that the most confident/highest ranked records they reconstruct are at risk because they are those that are most likely to appear in the original data and, therefore, can be the target of a variety of privacy attacks, including “identity theft”. In Section 2 we have argued that *original* records cannot be unequivocally reconstructed from the published Census statistics, but just *protected* ones. In this section we go one step further, and empirically

demonstrate that CRR is ineffective to both accurately reconstruct Census record and detect, even approximately, records at risk.

Dick et al. evaluate the effectiveness of their CRR attack by measuring the rate of the top k ranked prototypes (i.e., the most frequent reconstructed ones), which were present in the synthetic 2010 Census data set (call it D). The reported results show that this rate is near 1 for small values of k , which the authors interpret as a privacy risk on the subjects to whom those records refer. However, since the measured rate considers the number of record prototypes in D (regardless their repetitions), rather than the actual number of records (including repetitions), the authors are neglecting the multiplicity of each prototype in D , which is key to assessing privacy risks: a prototype appearing, say, 10 times in D means that 10 individuals share the same record values for the considered attributes and, therefore, they are intrinsically protected against reidentification (this is precisely the k -anonymity idea, [23]).

Since Dick et al. do not report the number of repetitions in D of their reconstructed record prototypes, we do this in what follows by exactly reproducing their experiments on the same data.

4.1 Reproducing Dick et al.’s experiments

Our experiments were done using the code and settings provided by [6]¹. Specific details follow.

Data Set: We used the same subsets of synthetic U.S. Census microdata as ground truth. This dataset was released by the USCB and closely resembles the real 2010 Census microdata in terms of statistical characteristics. Specifically, we used the 2020-05-27 vintage Privacy-protected Microdata File (PPMF) [26], which consists of 312,471,327 rows representing synthetic responses for individuals in the 2010 Decennial Census. The columns in the PPMF include attributes such as the respondent’s home location (state, county, census tract, and census block), housing type, sex, age, race, and Hispanic or Latino origin.

Statistical Queries: Dick et al. reconstruction was executed on the tables employed by the USCB for their internal reconstruction attack on the 2010 Census data. Each table defines a set of statistical queries that are performed on the (protected) Census microdata. These queries involve specifying column names, subsets of column domains, and census block or tract identifiers. The objective is to count the number of microdata rows that satisfy the specified criteria. The tables include P1 (total population),

¹<https://github.com/terranceliu/rap-rank-reconstruction>

P6 (race), P7 (Hispanic or Latino origin by race), P9 (Hispanic or Latino and Not Hispanic or Latino by race), P11 (Hispanic or Latino and Not Hispanic or Latino by race for the population 18 years and over), P12 (sex by age for selected age categories), P12 A-I (sex by age for selected age categories iterated by race), PCT12 (sex by single year age), and PCT12 A-N (sex by single year age iterated by race). The P tables are released at the block level, while the PCT tables are released only at the census tract level.

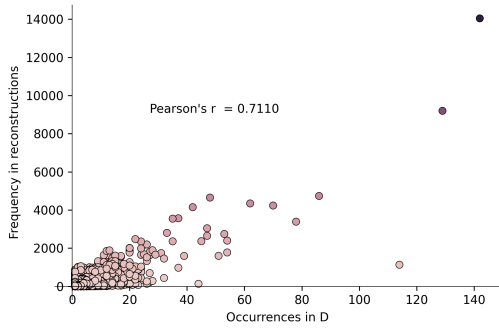
Experiments: We used subsets of the PPMF, which comprised all the rows belonging to specific census tracts or blocks. For tracts, we used the same random sample employed by Dick et al. On the other hand, blocks were selected according to the following (non-random) criterion described by the authors [6]: for each state, chose the block closest in size to the mean block size as well as the largest block; in addition, blocks closest in size to M/C , where M is the maximum block size in the state and $C \in \{2, 4, 8, 16\}$ were also selected. This results in a total of 50 tracts and 300 blocks. Specifically, we reconstructed 100 data sets for each original data set, utilizing both *random* and *baseline* initialization methods, while adhering to the same configuration and parameters. Notice that the baseline initialization uses the distribution of D –assumed to be publicly known– to set up the algorithm’s parameters, whereas the random initialization leverages no prior information.

4.2 Results and discussion

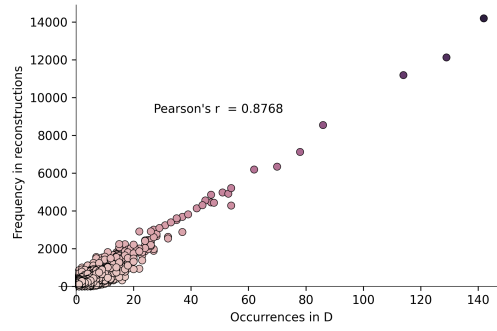
Having reproduced Dick et al.’s experiments, we can investigate the correlation between the multiplicities of records in D and their corresponding rank in the reconstructed data. Our aim is to determine whether highly ranked records threaten the privacy of individuals as Dick et al. claim.

To do so, we counted the number of occurrences of each record prototype in D and we compared it with its frequency in the reconstructions (which is the foundation of CRR). Figure 1 reports this comparison both at tract and block levels and both with random and baseline initializations. We also report results for tracts without considering the block attribute (random initialization), which Dick et al. removed to ease tract reconstructions.

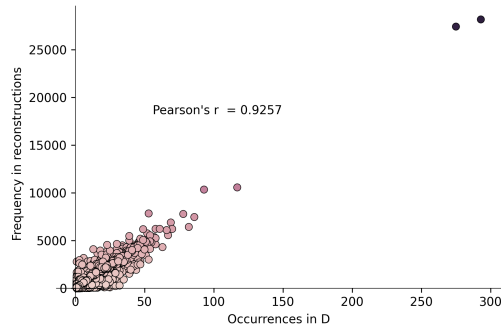
Our results clearly show that records with larger multiplicity in D have a higher frequency (rank) in the CRR. This dependency is very strong in all cases (Pearson’s correlation r between 0.71 and 0.99), but especially for block random or baseline initialization (where $r > 0.96$). As a matter of fact, in all cases, the record with the largest multiplicity in D was also the most frequent/top-ranked prototype in the CRR. Since the confidence ranking is based on the frequency of record prototypes in multiple reconstructions, the



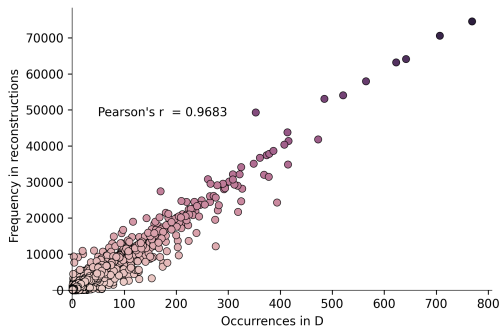
(a) Tract (random)



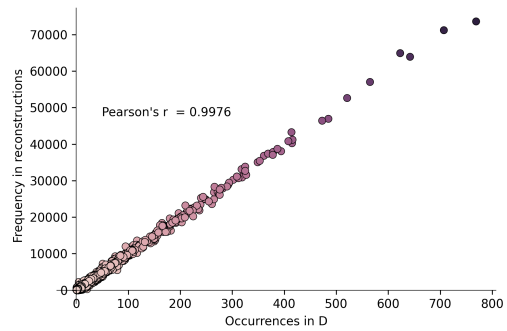
(b) Tract (baseline)



(c) Tract without block (random)



(d) Block (random)



(e) Block (baseline)

Figure 1: Comparison between the multiplicities of record prototypes in D and their frequency in CRR

top-ranked prototypes are actually the k most common prototypes in D ; that is, those with the greatest number of repetitions and, thus, those intrinsically more private. Therefore, all records top-ranked by CRR (i.e., those claimed to be at risk) are intrinsically protected against reidentification because “our privacy is protected to the extent that we blend in with the crowd” [11].

Conversely, rare or unique records in D , which are actually vulnerable to reidentification because of their rarity, do not appear among the top-ranked k . Hence, records really at risk stay paradoxically undetected by CRR.

By examining the distribution of D we see that the percentage of records occurring 2 or more times is 89.83% at tract level and 98.15% at block level. Also, the multiplicity of the most common records is in the order of dozens at tract level and in the order of hundreds at block level. In terms of the well-known k -anonymity model [23], this means that unequivocal reidentification of any of those 89.83% and 98.15% records is not possible, and that the probability of correct reidentification is as low as 1/140 at tract level (1/300 when dropping the block attribute), and 1/800 at block level. From these results, it can be seen that CRR would still (wrongly) claim high rates if D was already protected via k -anonymity, i.e., all prototypes in it had multiplicity $k > 1$. Therefore, it is clear that CRR does not capture the reidentification risk in D .

Notice that, because tracts are subdivided into blocks, one would expect that the multiplicity of tracts would be larger than that of blocks. However, the figures above show the opposite. These counterintuitive results are due to the fact that we exactly reproduced Dick et al. data sampling, where sampling of blocks is independent of sampling of tracts (since both are done at state level). More importantly, whereas tracts were randomly sampled, the largest and mean blocks per state were deterministically chosen. This yield blocks that tend to be larger than tracts. No reason is given in Dick et al.’s paper for the different (non-random) criteria they employed to chose blocks. One motivation may be that, by choosing the largest blocks, block-level data becomes more homogeneous because large blocks correspond to dense populations than tend to have inhabitants with similar profiles. This results in a larger amount of common records, which are the ones that are easier for the CRR to rank first.

Given the strong positive correlation between the multiplicity of prototypes and their rank in CRR, one might argue that the lowest ranked record prototypes may be used to detect unique records in D and, therefore, indicate a privacy threat. In the following, we argue that this is not the case because of two reasons.

First, we must consider how Census data were protected in the 2010 release, on which all reconstruction attacks in the literature are based. Pro-

tection in that release was performed via *data swapping*. According to the USCB [29], the selection of the records to be swapped was highly targeted to the records with the most disclosure risk, that is, those which were unique in their block based on a set of key demographic variables. Also, the probability of being swapped had an inverse relationship with block size. Data from these households at risk were swapped with data from other households that had similar characteristics on a certain set of variables but were from different geographic locations.

According to the description above, the swapping methodology was targeted towards certain records that were defined at risk of disclosure (i.e., vulnerable records). Even though the exact details on how vulnerable records were determined are not public, the selection criterion was based on their uniqueness in their block [30].

Given that the statistics employed for CRR come from the swapped/protected data (and not the *original* data), we can deduce that reconstructed unique records are more likely to be protected (i.e. swapped) records than original records.

However, in order to be able to reconstruct (even protected) unique records in D , this should be done exhaustively and unequivocally. For this to be possible with CRR, records that are rare in the reconstructed data should also appear as rare in D with high certainty. To see how likely this is to happen, we calculated the percentage of record prototypes that:

- occur once in D and appear once in the reconstructions over the total number of prototypes that appear once in the reconstructions;
- occur twice in D and appear once or twice in the reconstructions over the total number of prototypes that appear once or twice in the reconstructions;
- occur three times in D and appear once, twice or three times in the reconstructions over the total number of prototypes that appear once, twice or three times in the reconstructions.

The results in Table 2 show that the percentage of records at risk in D appearing among the least frequent records in the reconstructed data is extremely small. In other words, the certainty that a rare reconstructed prototype occurs in D is almost zero.

To further illustrate the ineffectiveness of CRR as a reconstruction method, in Table 3 we report the percentage of reconstructed prototypes that didn't occurred in D (w.r.t. the total number of record prototypes in D).

We can see that Dick at al.'s "optimization-based" method generates an very large number of non-existent record prototypes, which is 4 to 48

Table 2: Percentage of appearances in reconstructions of rare record prototypes that occur once, twice, or three times in D

Level	Tract			Tract (w/o block)			Block		
	Occur. D / freq. CRR	1/1	2/ \leq 2	3/ \leq 3	1/1	2/ \leq 2	3/ \leq 3	1/1	2/ \leq 2
Random	0.09%	0.08%	0.05%	0.15%	0.16%	0.15%	0.20%	0.15%	0.12%
Baseline	0.09%	0.04%	0.02%	N/A	N/A	N/A	0.15%	0.06%	0.03%

Table 3: Percentage of reconstructed record prototypes that didn't occurred in D

Level	Tract	Tract (w/o block)	Block
Random	4805.3%	703.2%	820.1%
Baseline	2223.6%	N/A	449.9%

times larger than the number of prototypes in D . As discussed above, this results in an very large uncertainty when reconstructing the rarest records in D , because there is an also very high probability than the reconstructed prototypes didn't exist.

On the other hand, by counting the percentage of records in D that didn't appeared in any of the reconstructions, we obtain the non negligible amounts reported in Table 4.

Table 4: Percentage of record prototypes in D that didn't appeared in the reconstructions

Level	Tract	Tract (w/o block)	Block
Random	8.16%	1.97%	3.31%
Baseline	3.07%	N/A	1.01%

Results in Tables 3 and 4 contrast with our trivial reconstruction described in Section 3, which was able to *unequivocally reconstruct all records in D at tract level*. Nonetheless, this unequivocal reconstruction still does not cause disclosure because, as we have remarked above, the reconstructed records in D are *protected* rather than *original* records.

5 On attribute disclosure risk

In a yet more recent article [7], Dick et al. argued that the main risk posed by CRR is actually *attribute disclosure*, that is, unequivocal inference by the adversary of confidential attribute values of known individuals, even without

being able to reidentify them in the data set. This threat was not mentioned in their initial paper describing the CRR [6], which only discussed privacy attacks related to identity disclosure. In that new paper, the authors fell short of supporting this new claim with any theoretical or empirical evidence. They just conjectured attribute disclosure through the following single fabricated example referred to a different dataset (the American Community Survey (ACS)):

Suppose that it is known that there are two 46-year-old married men with a particular racial designation and level of educational attainment within the [ACS] dataset. These features might be publicly known since they are not features the individuals intend to hide. Even if these two individuals match on all other features as well –that is, they share the same record prototype– if we are able to learn it, then we have learned facts about both of them (e.g., their citizenship status, their income, etc.) that they may not have wanted to share. It does not matter that we cannot determine which record corresponds to which individual (the question does not even make sense, as the records are identical) since we have learned private information about both.

For the described privacy threat to lead to unequivocal inference of confidential attribute values on the known individuals, it is not enough to accurately generate the corresponding record prototype. The following must also hold:

1. The data set must not contain any other records sharing the same values for the public attributes with the known individuals (in the above quotation, age, marital status, race and education) but having different values for the confidential attributes (in the above quotation, citizenship status and income).
2. The dataset should be an exhaustive sample of the population to which the known individuals belong. Otherwise, we cannot be sure whether the known individuals are or are not present in the dataset and, therefore, whether a potentially reconstructed record matching their public attributes correspond to them. Even though this holds for Census (as long as the known individuals are U.S. citizens), it is not the case of other non-exhaustive datasets, such as the American Community Survey (ACS) that Dick et al. use to illustrate the attribute disclosure threat.

3. CRR must not generate record prototypes sharing the same values for the public attributes but having diverse values for the confidential attributes.

Even though 1) and 2) may hold in practice, we have shown in Section 4 that CRR was not only inaccurate, but it generated an enormous diversity of non-existent records (see Table 3). Therefore, 3) will not hold, and the diversity of the (erroneous) confidential values in the reconstructed records will prevent unequivocal attribute disclosure. In fact, it is well-documented that diversity of confidential attributes effectively prevents attribute disclosure in k -anonymous-like data releases [17, 16].

6 Conclusions

We have shown that, in opposition to the claims of [6] and [7], the CRR proposed in [6] is ineffective to i) detect the most privacy-sensitive records, ii) guide targeted reidentification attacks, or iii) guide attribute disclosure attacks. Moreover, we have shown that whereas exhaustive and accurate reconstruction of (privacy-protected) records can be trivially solved by adequately interpreting the released statistics, the “optimization-based” method by Dick et al. fails to reconstruct a significant number of records while generating an enormous amount of non-existent ones. The latter adds very large uncertainty to disclosure inferences, both identity or attribute oriented. The discussions and results reported in this paper not only show that CRR does not cause privacy threats, but that unequivocal reconstruction of original and complete Census records from the released statistics is not possible through any methodology.

Having demonstrated that the CRR attack entails no privacy risks we can conclude that –contrary to what Dick et al. [6] and Keller and Abowd [2] suggest– the use of (utility-damaging) DP methods instead of data swapping in Census releases is not justified.

Acknowledgments

This research was funded by the European Commission (project H2020-871042 “SoBigData++”), the Government of Catalonia (ICREA Acadèmia Prizes to J.Domingo-Ferrer and to D. Sánchez, FI grant to N. Jebreel), MCIN/AEI/ 10.13039/501100011033 and “ERDF A way of making Europe” under grant PID2021-123637NB-I00 “CURLING” and INCIBE/EU-NextGeneration (project “HERMES” and INCIBE-URV cybersecurity chair). The authors

are with the UNESCO Chair in Data Privacy, but the views in this paper are their own and are not necessarily shared by UNESCO.

References

- [1] Abowd, J.: Declaration of John M. Abowd. Case no. 3:21-CV-211-RAH-ECM-KCN (2021)
- [2] Abowd, J., Hawes, M.: Confidentiality protection in the 2020 U.S. Census of Population and Housing. *Annual Review of Statistics and Its Application* **10**, 119–144 (2023)
- [3] Blanco-Justicia, A., Sánchez, D., Domingo-Ferrer, J., Muralidhar, K.: A critical review on the use (and misuse) of differential privacy in machine learning. *ACM Computing Surveys* **55**(8), 1–16 (2023)
- [4] Alabama vs U.S. Dept. of Commerce: (2021), <https://www.brennancenter.org/our-work/court-cases/alabama-v-us-dept-commerce>
- [5] Daily, D.: Disclosure avoidance protection for the American Community Survey (2022), <https://www.census.gov/newsroom/blogs/random-samplings/2022/12/disclosure-avoidance-protections-ac.html>, accessed 3 May 2023
- [6] Dick, T., Dwork, C., Kearns, M., Liu, T., Roth, A., Vietri, G., Wu, Z.S.: Confidence-ranked reconstruction of census microdata from published statistics. *Proceedings of the National Academy of Sciences U.S.A.* **120**(8), e2218605120 (2023)
- [7] Dick, T., Dwork, C., Kearns, M., Liu, T., Roth, A., Vietri, G., Wu, Z.S.: Reply to Sánchez et al.: Multiplicity does not protect privacy. *Proceedings of the National Academy of Sciences U.S.A.* **120**(8), e2304263120 (2023)
- [8] Dinur, I., Nissim, J.: Revealing information while preserving privacy. In: *22nd ACM SIGMOD-SIGACT-SIGART Symposium on Principles of Database Systems*. pp. 202–210 (2003)
- [9] Domingo-Ferrer, J., Sánchez, D., Blanco-Justicia, A.: The limits of differential privacy (and its misuse in data release and machine learning). *Communications of the ACM* **64**(7), 33–35 (2021)

- [10] Dove, I.: Applying differential privacy protection to ONS mortality data. Pilot study (2021), <https://www.ons.gov.uk/peoplepopulationandcommunity/birthsdeathsandmarriages/deaths/methodologies/applyingdifferentialprivacyprotectiontoonsmortalitydatapilotstudy>, accessed 23 May 2023
- [11] Gehrke, J., Hay, M., Lui, E., Pass, R.: Crowd-blending privacy. In: Advances in Cryptology – CRYPTO 2012. p. 479–496 (2012)
- [12] Hawes, M.: Reconstruction and reidentification of the Demographic and Housing Characteristics file (DHC) (2022), <https://www2.census.gov/about/partners/cac/sac/meetings/2022-09/presentation-reconstruction-and-re-identification-of-dhc-file.pdf>, accessed 14 March 2023
- [13] Hotz, V., Bollinger, C., Komarova, T., Manski, C., Moffitt, R., Nekipelov, D., Sojourner, A., Spencer, B.: Balancing data privacy and usability in the federal statistical system. Proceedings of the National Academy of Sciences U.S.A. **119**(31), e2104906119 (2022)
- [14] Keller, S., Abowd, J.: Database reconstruction does compromise confidentiality. Proceedings of the National Academy of Sciences U.S.A. **120**(12), e2300976120 (2023)
- [15] Kenny, C., Kuriwaki, S., McCartan, C., Rosenman, E., Simko, T., Imai, K.: The use of differential privacy for census data and its impact on redistricting: the case of the 2020 U.S. Census. Science Advances **7**(41) (2021)
- [16] Li, N., Li, T., Venkatasubramanian, S.: t-closeness: Privacy beyond k-anonymity and l-diversity. In: 23rd IEEE International Conference on Data Engineering (ICDE’07). pp. 106–115 (2007)
- [17] Machanavajjhala, A., Gehrke, J., Kifer, D., Venkatasubramanian, M.: L-diversity: privacy beyond k-anonymity. ACM Transactions on Knowledge Discovery from Data **1**(1), 3–es (2007)
- [18] Martínez, S., Sánchez, D., Valls, A.: A semantic framework to protect the privacy of electronic health records with non-numerical attributes. Journal of Biomedical Informatics **46**(2), 294–303 (2013)

- [19] Menger, G.: Using 2020 Census data (2021), <https://appliedgeographic.com/2021/09/using-2020-census-data/>, accessed 9 May 2023
- [20] Mikolov, T., Chen, K., Corrado, G., Dean, J.: Efficient estimation of word representations in vector space. In: ICLR Workshop (2013)
- [21] Muralidhar, K.: A re-examination of the Census Bureau reconstruction and reidentification attack. In: Privacy in Statistical Databases - PSD 2022. pp. 312–323. Springer (2022)
- [22] Ruggles, S., Riper, D.V.: The role of chance in the Census Bureau database reconstruction experiment. *Population Research and Policy Review* **41**, 781–788 (2022)
- [23] Samarati, P.: Protecting respondents identities in microdata release. *IEEE Transactions on Knowledge and Data Engineering* **13**(6), 1010–1027 (2001)
- [24] Santos-Lozada, A., Howard, J., A.M.Verdery: How differential privacy will affect our understanding of health disparities in the united states. *Proceedings of the National Academy of Sciences U.S.A.* **117**(24), 13405–13412 (2020)
- [25] Schneider, M.: Researchers ask Census to stop controversial privacy method (2022), <https://www.usnews.com/news/business/articles/2022-08-08/researchers-ask-census-to-stop-controversial-privacy-method>, accessed 15 May 2023
- [26] U.S. Census Bureau: Developing the DAS: Demonstration data and progress metrics (2020), <https://www.census.gov/programs-surveys/decennial-census/decade/2020/planningmanagement/process/disclosure-avoidance/2020-das-development.html>
- [27] U.S. Census Bureau: Privacy loss budget allocation (2020), https://www2.census.gov/programs-surveys/decennial/2020/program-management/data-product-planning/2010-demonstration-data-products/02-Demographic_and_Housing_Characteristics/2022-03-16_Summary_File/2022-03-16_Privacy-Loss_Budget_Allocations.pdf, accessed 8 June 2023

- [28] U.S. Census Bureau: Disclosure avoidance for the 2020 Census: An introduction (2021), <https://www2.census.gov/library/publications/decennial/2020/2020-census-disclosure-avoidance-handbook.pdf>, accessed 15 May 2023
- [29] Zayatz, L., Lucero, J., Massell, P., Ramanayake, A.: Disclosure avoidance for Census 2010 and American Community Survey five-year tabular data products. Tech. Rep. RRS2009-10, Census Bureau (2009), <https://www.census.gov/content/dam/Census/library/working-papers/2009/adrm/rrs2009-10.pdf>, accessed 9 March 2023
- [30] Zayatz, L., Lucero, J., Massell, P., Ramanayake, A.: Disclosure avoidance for Census 2010 and American Community Survey five-year tabular data products (2009), <https://www.census.gov/content/dam/Census/library/working-papers/2009/adrm/rrs2009-10.pdf>, accessed 9 May 2023