

---

# AI-TA: Towards an Intelligent Question-Answer Teaching Assistant using Open-Source LLMs

---

**Yann Hicke \***  
Cornell University  
Ithaca, USA  
ylh8@cornell.edu

**Anmol Agarwal \***  
Microsoft Research  
Bangalore, India  
t-agarwalan@microsoft.com

**Qianou (Christina) Ma \***  
Carnegie Mellon University  
Pittsburgh, USA  
qianouma@cmu.edu

**Paul Denny**  
University of Auckland  
Auckland, New Zealand  
p.denny@auckland.ac.nz

## Abstract

Responding to the thousands of student questions on online QA platforms each semester has a considerable human cost, particularly in computing courses with rapidly growing enrollments. To address the challenges of scalable and intelligent question-answering (QA), we introduce an innovative solution which leverages open-source Large Language Models (LLMs) from the LLaMA-2 family to ensure data privacy. Our approach combines augmentation techniques such as retrieval augmented generation (RAG), supervised fine-tuning (SFT), and learning from human preferences data using Direct Preference Optimization (DPO). Through extensive experimentation on a Piazza dataset from an introductory CS course, comprising 10,000 QA pairs and 1,500 pairs of preference data, we demonstrate a significant 30% improvement in the quality of answers, with RAG being a particularly impactful addition. Our contributions include the development of a novel architecture for educational QA, extensive evaluations of LLM performance utilizing both human assessments and LLM-based metrics, and insights into the challenges and future directions of educational data processing. This work paves the way for the development of AI-TA, an intelligent QA assistant customizable for courses with an online QA platform. <sup>2</sup>

## 1 Introduction

Online question-answering (QA) platforms like Piazza or EdStem have been commonly used to deliver timely and effective responses to student inquiries regarding course content, assignments, and administrative matters [47]. However, responding to the thousands of student questions each semester has a considerable human cost. This challenge is ubiquitous across disciplines, but it is particularly relevant in computing courses due to their rapid enrollment growth [32].

There exists a pressing need for innovative and scalable solutions to provide immediate and accurate answers to student queries, thereby enhancing the educational experience without incurring additional costs. Recent approaches for tackling this problem have revealed several limitations. For example, in

---

\*Equal contribution.

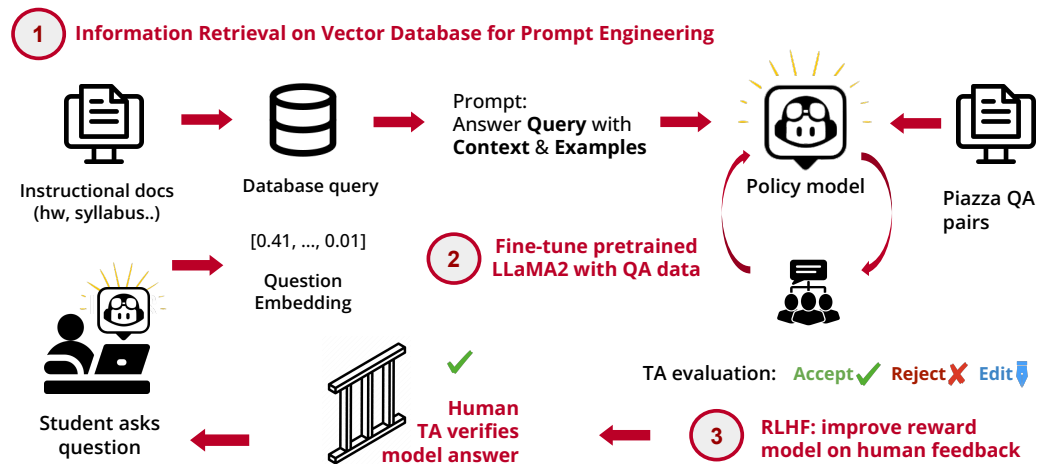
<sup>2</sup>Relevant code and sample snippets of data for this work can be found at <https://github.com/aita-ai4ed/AITA.git>

2015 GeorgiaTech launched Jill Watson AI [14]; this model relies on ontological frameworks and data banks of question-answer pairs [13], which limits the type of queries that can be answered (logistics or syllabus-related) and requires significant time to develop and maintain. More recently, Harvard’s CS50.AI is exploring the use of proprietary large language models (LLMs) like OpenAI’s GPT-3.5 and GPT-4 [1]. Khan Academy’s Khanmigo is a similar chatbot tutor, also powered by GPT-4 [5]. These tools send student queries to third-party providers, thus raising data privacy concerns.

To overcome the above-mentioned limitations, we leverage the adaptability of open-source LLMs to offer a versatile range of query responses and, crucially, ensure data privacy. Our current implementation uses LLaMA-2 [48], one of the most advanced open-source LLMs currently available, and serves as the foundation of our pipeline, as shown in Figure 1. We enhance the baseline LLaMA-2 model with a novel combination of techniques and test them on an anonymized Piazza QA dataset of a CS1 (introductory-level programming) course (Section 3). We apply retrieval augmented generation (RAG) [25], supervised fine-tuning (SFT) [10], and an alternative to reinforcement learning with human feedback (RLHF) [57] to improve the quality of the generated answers in response to a student’s question (Section 4). We evaluate the performance of different models using GPT-4 [26, 50] and conduct a manual evaluation of a subset of the model answers (Section 5). In this work, we present our preliminary findings and architecture as we progress towards our ultimate objective of developing AI-TA, an intelligent QA assistant based on a customized in-house LLM that can be tailored to support any course with an online question-answering platform.

Our contributions can be summarized as follows:

- We introduce a pipeline that harnesses open-source LLMs for educational QA tasks. To the best of our knowledge, we are the first to combine RAG, SFT, and DPO to develop a robust QA system specifically designed for the educational context.
- We present a comprehensive evaluation of our pipeline, including both LLM-based and rubric-based human evaluations, on a range of models and baselines. Additionally, we analyze the impact of different combinations of augmentation techniques on the performance of the models.
- We investigate the application of LLM-based solutions in the unique context of educational QA, utilizing a large Piazza QA dataset from an introductory CS course. We also discuss the challenges, limitations, and future directions related to data processing and evaluation in this context.



**Figure 1:** Overview of AI-TA’s pipeline: we combine multiple techniques including (1) Retrieval-Augmented-Generation (RAG) using course materials, (2) Supervised Fine-tuning (SFT) using Piazza QA data, and (3) Learning from human preferences, for which we use Direct Policy Optimization (DPO) as a proxy for RLHF.

## 2 Related work

**Fine-tuning on instruction data:** Self-supervised language models (LMs), when scaled up, are capable of zero-shot [38] or few-shot task completion [7]. Performance on specialized tasks and

alignment with user goals can be significantly enhanced by fine-tuning them on specific datasets comprising instructions and human-generated text [10].

**Fine-tuning on human preferences data:** In practice, collecting data based on human preferences for response quality is often more feasible than gathering expert demonstrations for instruction tuning. This involves training a reward model, typically using preference models to predict scores for generated text. The language model is then fine-tuned to maximize this reward function through reinforcement learning algorithms like Proximal Policy Optimization (PPO) [43]. This approach has been previously used to improve the LMs’ performance in tasks such as translation [22], summarization [46], storytelling [57], and instruction-following [35]. Nonetheless, RLHF is more complex than supervised learning, prone to optimization instability, and is sensitive to hyperparameter adjustments.

Direct Preference Optimization (DPO) [39] is a more streamlined approach that utilizes a relationship between reward functions and optimal policies to solve the constrained reward optimization at hand in a single stage of policy training. Essentially, it treats the problem as a classification task based on human preference data and is claimed to be more stable and efficient.

**Parameter efficient fine-tuning:** Training the smallest LLaMA-2 model, i.e., LLaMA-2-7B, requires over 100GB of memory for just a batch size of four. To address such issues, [11] introduced LLM.int8(), an 8-bit matrix multiplication method, shrinking model sizes significantly by quantizing parameters. Subsequent work followed to optimize further the required number of parameters to be stored in memory at the same time [12] which built on top of Low-rank adaptation methods [17].

**Retrieval Augmented Generation:** Fine-tuning is less suitable for infusing knowledge into the model as: it cannot keep up with frequently changing data, may leak sensitive information, lacks explainability due to lack of references, and risks catastrophic forgetting. RAG [25, 15] addresses these issues by retrieving knowledge through a separate search system and grounding the model’s reasoning and synthesis. With a regularly updated search index, the knowledge used by the LLM is always up-to-date. By examining the documents used by the LLM, users can inspect the source of the generated response and detect potential hallucinations.

**AI-based question-answering assistants:** Prior works in different domains have already been taking the approach of fine-tuning open-source LLMs and augmenting them with different techniques such as RAG [25] and RLHF [57]. For example, ClinicalGPT [49] fine-tuned Bloom-7B to the medical and healthcare domain with RAG and RLHF, demonstrating better performance in question-answering in comparison to baseline LLaMA-7B and ChatGLM-6B evaluated using GPT-4. Some of the authors have also preliminarily explored this idea in a Generative AI hackathon<sup>3</sup>

### 3 Dataset

For our experiments, we utilized a pre-anonymized Piazza QA dataset spanning eight semesters (from 2015 to 2022) of a large-scale introductory programming course in Matlab and C, taught at a public research university in New Zealand. The dataset comprises a total of 10,647 QA pairs. We reserved 717 QA pairs from the 2022 semester for evaluation, and we further randomly selected only a subset of 236 pairs due to computational and budget constraints. Additionally, we obtained the instructional materials for the 2022 semester, including the course manual, lab handouts, and assessment dates to perform information retrieval. See Appendix A for more details about the dataset.

**Data Preparation:** In preparation for the QA dataset for SFT, we extracted the single-turn question-answer pairs using a student’s question and the corresponding answer from the instructor or their peers. In case there were multiple answers to a question (e.g., a student answer and an instructor answer), we only kept the final instructor’s answer. Additionally, some posts included various images such as screenshots of code, tables, graphs, IDE, etc. We did some preliminary explorations on object character recognition (OCR) on these images but the quality is still limited because of the diverse image content, so we ended up filtering out posts with images. In Section 6, we discuss future work with better quality OCR [6] and multi-turn and conversational QA support [53].

Additionally, upon analysis of the dataset, we observed the presence of near-duplicate queries, even within the same semester. Data duplication and train-test overlap can lead to over-estimate model accuracy in addition to other disadvantages [24, 36]. Therefore, we performed deduplication

---

<sup>3</sup><https://genaihackathon2023.github.io>, and the code repo for hackathon can be found here.

where we created an embedding<sup>4</sup> for each query, applied agglomerative clustering to group potential duplicates in the same cluster, and retained only one member of each cluster. This decreased the size of our dataset by 5.1%. In the end, we built a dataset of 10,647 single-turn QA pairs without images or duplicates. See appendix A.2 for examples of duplicates.

Additionally, we also created 1,549 pairs of answers with proxy human preferences from the Piazza dataset. We used the edit history of Piazza posts: some answers have an original response but are then edited for improvement. We adopted the heuristics of preferring the final answer to the first one to create this human preference dataset. Refer to Appendix A.3 for examples of preference pairs, and Appendix B for more details on the data format for models.

## 4 Methods

In our experiment, the primary goal is to evaluate the capabilities of LLMs in the educational domain, especially when they are augmented with RAG, SFT, and DPO. More details about training and inference parameters are included in Appendix C.

**Baselines:** Among many highly proficient LLMs [34, 3, 9, 2, 37], some models are not publicly available, which often demonstrate better performance compared to their open-source counterparts. We used the LLaMA-2 family [48] as our open-source model baselines due to their widespread adoption and support, specifically LLaMA-2-7B-chat, LLaMA-2-13B-chat, and LLaMA-2-70B-chat. For closed-source model baseline, we used GPT-4 [34].<sup>5</sup>

**Supervised Finetuning (SFT):** We used pre-trained LLaMA-2-13B-chat to initialize our model and perform *instruction-tuning* with the previously described QA dataset on a single A100 GPU. We trained the model for three epochs with 100 warmup steps and set the learning rate to  $1e - 4$  with a cosine learning rate scheduler.

**Alignment to Human Preferences (DPO):** Because DPO [39] bypasses the need for sampling from the language model during fine-tuning or extensive hyperparameter tuning, it is much cheaper computationally than RLHF through PPO. It requires less VRAM to load all three models (policy, value, and reward models) and also hyperparameter optimization is not as expensive. We used DPO as our fine-tuning algorithm on human preferences data which performs an equivalent of RLHF but on a single A6000 GPU. We also trained the model for three epochs with the DPO objective.

**Parameter efficient fine-tuning:** Both our supervised-finetuning and our DPO pipelines make use of the *peft* huggingface library to load our base models before finetuning. We load our models in the 4-bit configuration and then train via the QLoRA method [12].

**Retrieval Augmented Generation (RAG):** We extracted text from the PDFs (e.g., textbooks and lab manual) using Nougat [6], a Visual Transformer model, which converts PDFs to markdown files and is particularly impressive in capturing several instances of LaTeX math, tabular data and code snippets present in the PDFs.

To improve the retrieval efficiency and to account for the limited context length of LLMs, we chunk the individual source documents with a maximum limit of 1000 characters per chunk, and an overlap of 100 characters between adjacent chunks. To keep paragraphs, sentences, and words together, we split the document using predefined delimiters, including double newlines, single newlines, spaces, and empty strings, until the resulting chunks are sufficiently small. We observed that (1) an *embedding-based retriever* is more suitable for queries that require a more nuanced understanding of language such as logistical queries and, (2) *keyword-based retriever* is more robust for queries that make reference to specific coding functions and assignment problem names. To take advantage of both, we constructed the context using a union of the top-3 documents retrieved by the embedding-based *Dense Passage Retriever* [19] and used the top-2 documents retrieved by the *BM25 ranking function*. Note that we did not train the retriever end-to-end but instead augment the prompt with the retrieved documents. The prompt construction with the retriever context can be found in Appendix B.

**Evaluation:** We adopted two methods to evaluate our models: human evaluation and LLM-based (GPT-4) evaluation. Previous research [44] has shown that traditional evaluation metrics such as

---

<sup>4</sup>using `sentence-transformers/all-MiniLM-L6-v2`

<sup>5</sup>Before sending inference queries to the OpenAI API, we ensure that no private or identifiable information is present in the queries.

BLEU, Rouge-L, and Cider are not effective in capturing the usefulness and accuracy of model responses, which are critical in the context of AI-TA’s usecase. Nonetheless, for the sake of completeness, we also report scores based on the BertScore-F1 [54] metric in Section 5.

- **Human Evaluation:** In our study, we utilized a set of rubric items adapted from prior work [44, 55] and refined it through an iterative process. Our final rubrics assign scores of 0, 0.5, or 1 (with higher scores indicating better quality) to two distinct criteria: *Usefulness* and *Accuracy*. The Usefulness category measures the practical value of the model answer to a human instructor or teaching assistant (TA), taking into account factors such as the naturalness, coherence, and conciseness of the response. The Accuracy category, on the other hand, assesses the factual correctness and groundedness of the information presented in the model answer. For instance, a Usefulness score of 1 indicates that the answer is highly useful and would be readily accepted by a TA with minimal or no revisions, while an Accuracy score of 0 denotes that the answer is entirely inaccurate and provides false information. Please refer to Table 6 in Appendix E for a detailed description of the evaluation rubrics and examples of their application.

For the human evaluation component of our study, we randomly selected a subset of 20 questions from our evaluation set of 236 questions. Each question was accompanied by 9 distinct model answers, resulting in a total of 180 answers for manual scoring. The 9 models used in this evaluation are listed in Table 5, Section 5. One of the authors conducted the annotation of all 180 answers using the aforementioned rubrics.

- **LLM Evaluation:** Recent studies have utilized GPT-4 [34] to assess the quality of text generated by models [29, 52, 56]. Alpaca Eval [27] demonstrated that GPT-4 was the best automatic annotator, with the highest agreement with humans, based on a set of 2.5k human annotations. However, GPT-4 has also been shown to prefer generations produced by the Instruct-GPT model family [16]. In our experiment, we prompted GPT-4 to evaluate answers generated on 236 questions for each of the 9 models, using the same rubrics as in human evaluation. Our prompt (included in Appendix E) was adapted from the AlpacaEval framework [27] and G-Eval [29]<sup>6</sup>.

## 5 Results

For human evaluation, we evaluated 20 questions on 9 different models. For BertScore and LLM-based evaluation, we evaluated 236 questions on 9 models. The scores are summarized in Table 1. Please refer to Table 5 in Appendix D for example results and ratings of each model.

**Table 1:** BertScore, Human evaluation scores and LLM evaluation scores (average  $\pm$  stdev) as per the rubric. Bold numbers indicate the best performance among open-source and closed-source LLMs. Note that the evaluation has been performed on the chat variant of the LLaMA-2 models.

Model	Evaluation by Humans			Evaluation using GPT-4			Bert Score F1
	Usefulness	Accuracy	Avg	Usefulness	Accuracy	Avg	
LLaMA-2-7B	0.18 ( $\pm$ 0.29)	0.28 ( $\pm$ 0.38)	0.23	0.54 ( $\pm$ 0.35)	0.42 ( $\pm$ 0.35)	0.48	0.454
LLaMA-2-13B (L-13)	0.18 ( $\pm$ 0.24)	0.30 ( $\pm$ 0.41)	0.24	0.62 ( $\pm$ 0.35)	0.52 ( $\pm$ 0.38)	0.57	0.455
L-13+RAG	<b>0.53</b> ( $\pm$ 0.41)	0.50 ( $\pm$ 0.40)	0.51	0.61 ( $\pm$ 0.35)	0.52 ( $\pm$ 0.38)	0.57	0.453
L-13+SFT	0.13 ( $\pm$ 0.28)	0.10 ( $\pm$ 0.21)	0.11	0.26 ( $\pm$ 0.32)	0.21 ( $\pm$ 0.33)	0.24	0.400
L-13+SFT+DPO	0.23 ( $\pm$ 0.38)	0.33 ( $\pm$ 0.44)	0.28	0.60 ( $\pm$ 0.36)	0.50 ( $\pm$ 0.39)	0.55	0.453
L-13+SFT+DPO+RAG	0.50 ( $\pm$ 0.43)	<b>0.58</b> ( $\pm$ 0.41)	<b>0.54</b>	<b>0.63</b> ( $\pm$ 0.36)	<b>0.53</b> ( $\pm$ 0.39)	<b>0.58</b>	0.449
LLaMA-2-70B	0.20 ( $\pm$ 0.34)	0.33 ( $\pm$ 0.41)	0.26	<b>0.63</b> ( $\pm$ 0.36)	<b>0.53</b> ( $\pm$ 0.36)	<b>0.58</b>	<b>0.456</b>
GPT-4	0.28 ( $\pm$ 0.34)	0.40 ( $\pm$ 0.42)	0.34	0.78 ( $\pm$ 0.29)	0.68 ( $\pm$ 0.32)	0.73	0.458
GPT-4 + RAG	<b>0.65</b> ( $\pm$ 0.43)	<b>0.73</b> ( $\pm$ 0.34)	<b>0.69</b>	<b>0.81</b> ( $\pm$ 0.27)	<b>0.72</b> ( $\pm$ 0.32)	<b>0.77</b>	<b>0.469</b>

### 5.1 Human evaluation

**Baseline model performances are similar, improve with size, and GPT-4 performs the best.** According to human evaluation scores, the performance of baseline models improves with size, with GPT-4 demonstrating the best performance. The LLaMA models of different sizes (7B, 13B, 70B) do

<sup>6</sup>Original prompt for AlpacaEval can be found here. We use the G-Eval implementation present here

not generate significantly different answers, although larger models perform slightly better. However, there is a high standard deviation in the ratings of baseline models, indicating that their performance varies greatly depending on the type of query. For instance, models without retrieved-context perform poorly on logistical questions related to assignments, but can perform well on conceptual questions such as C code syntax.

**Different augmentation techniques (SFT, DPO, RAG) have different effects on performance.**

*SFT alone does not improve performance*, with the LLaMA-2-13b+SFT performing 13% worse than the LLaMA-2-13B base model. Qualitatively, we observed that LLaMA-2-13B + SFT often hallucinates, which makes its answer neither useful nor accurate. Fine-tuning is supposed to teach the model to output correct answers based on its knowledge. However, there are some queries (such as logistical queries) which cannot be answered without relevant context and the knowledge regarding such queries was absent in the pre-training data. It is possible that finetuning on such queries infuses the model with the tendency to guess and hence, might explain the hallucinations.

*DPO appears to regulate hallucination in models.* The LLaMA-2-13B+SFT+DPO model showed a 17% improvement in human evaluation scores over the LLaMA-2-13B+SFT model, with a notable 23% increase in accuracy. However, its performance was only marginally better than the LLaMA-2-13B base model, by 4%.

*RAG has the most significant impact on performance*, with all models incorporating RAG demonstrating improved results compared to those without. For example, GPT-4+RAG showed a 35% improvement over GPT-4 without RAG, while LLaMA2-13b+SFT+DPO+RAG improved by 26% compared to the LLaMA2-13b+SFT+DPO model. Qualitatively, we observed answers in RAG-based models to be much more accurate with less irrelevant information (examples in Appendix D, Table 4).

**Model answers: generally helpful, may outperform humans or completely fail.** The second-best model as per human evaluation, LLaMA2-13B+SFT+DPO+RAG, performs 15% worse than GPT-4+RAG in both usefulness and accuracy metrics. However, when compared to the LLaMA-2-13B baseline, its performance improved by 30%. With an overall usefulness of 0.50 and an accuracy rating of 0.58, it could already be valuable to instructors as a means of reducing their workload while also alleviating privacy concerns in comparison to GPT-4.

It is important to note that model answers can sometimes surpass human ground truth answers in terms of comprehensiveness and positive sentiment. For instance, one student asked the question “Do we get penalties when the code is quite long?” The human answer was “Best is to try to simplify as much as possible. If it is too long, it is likely not efficient and can be improved upon”. In contrast, the response (shown below) from LLaMA2-13b+SFT+DPO+RAG was more detailed and encouraging:

*“Hello! Regarding your concern about penalties for long codes, I’m happy to clarify that there are no penalties for having long codes in the course. However, it’s important to note that long codes can sometimes be difficult to read and maintain, so it’s a good idea to strive for conciseness and clarity in your coding. This will not only make your codes more manageable, but it will also help you avoid unnecessary errors and bugs. So, focus on writing clean, efficient, and well-structured codes! If you have any further questions or concerns, feel free to ask, and I’ll be here to help.”*

On the other hand, there are also cases where all models fail to generate any reasonable outputs. For example, given a question that asks the TA to check their submission result on another platform, none of the models respond appropriately. It is not a task models should even be expected of performing.

## 5.2 Evaluation using GPT-4

As shown in Table 1, both human and LLM (GPT-4) evaluations agreed that GPT-4+RAG is the strongest model among all. However, the LLM evaluation rated the baseline GPT-4 as the second-best model, which differs from the human evaluation results. This discrepancy may be attributed to the findings of [16], which suggest that GPT-4 has a tendency to favor models trained on data derived from InstructGPT, GPT-4, or ChatGPT, even if the content is less factual or useful.

It is also worth noting that GPT-4 assigned much higher scores to the baseline models than the human evaluation. While the LLM evaluation did capture some differences between models (e.g., it also consistently showed that SFT alone makes LLaMA2-13b perform worse), it did not align well enough with human evaluation. To quantify the agreement between the human and LLM evaluations, we

calculated the Pearson ( $r$ ) and Spearman ( $\rho$ ) correlation scores. Across 20 queries for the 9 models (180 responses), we found the Pearson coefficient between human and LLM-eval to be 0.662 and Spearman Coefficient to be 0.659. These scores indicate a moderate positive correlation between the two types of evaluation, suggesting that while there is some agreement between the human and LLM evaluations, there are also many differences. For detailed analysis on the correlation between different types of evaluation methods, please refer to Appendix E.2.

## 6 Limitations and Future work

In this work, our primary goal was to leverage our own in-house infrastructure to generate responses to student queries. Instead of relying on commercial models and prompt engineering through API calls, we aimed to maximize the use of open-source models. This approach enables us to avoid the issues of unreliability and data privacy that come with using third-party service providers. Our experiments have shown that using different augmentation techniques can improve the performance of smaller, in-house models from the LLaMA-2 family, bringing them closer to the more capable GPT-4 model. However, there is still significant potential for further improvement in our future work.

**Data:** Our work is limited by the dataset filtering and preparation process. In particular, we may have lost valuable QA data from follow-up interactions that were not included, due to the challenge of separating questions and answers in forum-style data. Furthermore, posts containing images, such as screenshots, were excluded from our dataset. In the future, one could explore multi-turn and conversational QA, as suggested by recent research [53, 40, 41, 51]. Additionally, one could employ better OCR models [6] to process images in our data sources.

**Training:** Our pipeline consists of several stages - RAG, SFT, and RLHF - and each of these stages can be further developed and enhanced individually. In this work, we only tested the LLaMa-2 models. In the future, one plan to experiment with specialized domain-specific models, such as CodeLLaMA, which have enhanced coding capabilities [42]. We also plan to explore ways to improve performance using an ensemble of models while reducing inference costs [8]. As already demonstrated in our work, students' queries and their corresponding answers can often be similar across semesters. Therefore, we intend to retrieve comparable QA-pairs from previous semesters and utilize them as few-shot examples during the inference process, building upon the approaches already explored in [30]. Additionally, training a retriever end-to-end may further improve the quality of the retrieved context [25].

**Evaluation:** Our human evaluation is currently limited by the small sample size of 20 responses, which were rated by only one annotator. In the future, we plan to expand our evaluation to include a larger sample size and multiple annotators, in order to establish robust inter-rater reliability for our rubrics. It is important to note that LLMs and existing automatic evaluation methods may not always align with the answering heuristics of human instructors, or accurately capture the pedagogical value of an answer. To address this, we will continue to explore automatic evaluation methods, drawing on insights from existing work [20, 18, 50, 28].

Furthermore, our experimentation with LLaMA-2 models has so far been limited to a single course. It has been noted that existing pre-trained models may not perform as well on languages such as Matlab and C, compared to Python and Java [33]. To address this, we plan to deploy our system across a range of university CS courses, in order to gather feedback from TAs and instructors and experiment with different model configurations.

**Deployment & User Study:** We are currently developing the AI-TA tool, utilizing APIs from Piazza, Discord, and Chrome extensions to integrate the collection of TA feedback seamlessly into their routine QA workflow. We plan to conduct a user study to assess the productivity and pedagogical value that AI-TA brings to classes. Additionally, we will explore interface and interaction design to maximize value and minimize risks in human-AI question answering [4]. For instance, we could show TAs the uncertainty estimation of the model's answers [23] or present the model's answer as an imperfect peer student's discussion [31]. It may also be beneficial to train a model across different institutions, leveraging the collective teaching knowledge of a subject in a scalable and secure manner that still maintains data privacy for each school using distributed machine learning [21, 45].

## **Acknowledgments and Disclosure of Funding**

We acknowledge Saloni Parekh, Yunxin Gu, and Ruixuan Tang for their involvement in conceptualizing the work. Aashika Vishwanath, Rujun Gao, and the three first authors as the winning team in a hackathon received funding support from the *Block Center* at Carnegie Mellon University. Any opinions, findings, conclusions, or recommendations expressed in this work are those of the author(s) and do not necessarily reflect the views of the funding entities.



## References

- [1] MS Windows NT kernel description. <https://www.thecrimson.com/article/2023/6/21/cs50-artificial-intelligence/>. Accessed: 2023-09-16.
- [2] Rohan Anil, Andrew M. Dai, Orhan Firat, Melvin Johnson, Dmitry Lepikhin, Alexandre Passos, Siamak Shakeri, Emanuel Taropa, and Paige Bailey et al. Palm 2 technical report, 2023.
- [3] Yuntao Bai, Saurav Kadavath, Sandipan Kundu, Amanda Askell, Jackson Kernion, Andy Jones, Anna Chen, Anna Goldie, Azalia Mirhoseini, Cameron McKinnon, Carol Chen, Catherine Olsson, Christopher Olah, Danny Hernandez, Dawn Drain, Deep Ganguli, Dustin Li, Eli Tran-Johnson, Ethan Perez, Jamie Kerr, Jared Mueller, Jeffrey Ladish, Joshua Landau, Kamal Ndousse, Kamile Lukosuite, Liane Lovitt, Michael Sellitto, Nelson Elhage, Nicholas Schiefer, Noemi Mercado, Nova DasSarma, Robert Lasenby, Robin Larson, Sam Ringer, Scott Johnston, Shauna Kravec, Sheer El Showk, Stanislav Fort, Tamera Lanham, Timothy Telleen-Lawton, Tom Conerly, Tom Henighan, Tristan Hume, Samuel R. Bowman, Zac Hatfield-Dodds, Ben Mann, Dario Amodei, Nicholas Joseph, Sam McCandlish, Tom Brown, and Jared Kaplan. Constitutional ai: Harmlessness from ai feedback, 2022.
- [4] Gagan Bansal, Tongshuang Wu, Joyce Zhou, Raymond Fok, Besmira Nushi, Ece Kamar, Marco Tulio Ribeiro, and Daniel Weld. Does the whole exceed its parts? the effect of AI explanations on complementary team performance. In *Proceedings of the 2021 CHI Conference on Human Factors in Computing Systems*, number Article 81 in CHI '21, pages 1–16, New York, NY, USA, May 2021. Association for Computing Machinery. ISBN 9781450380966. doi: 10.1145/3411764.3445717. URL <https://doi.org/10.1145/3411764.3445717>.
- [5] Nadia Bidarian. Meet khan academy’s chatbot tutor. *CNN*, August 2023. URL <https://www.cnn.com/2023/08/21/tech/khan-academy-ai-tutor/index.html>.
- [6] Lukas Blecher, Guillem Cucurull, Thomas Scialom, and Robert Stojnic. Nougat: Neural optical understanding for academic documents. August 2023. URL <http://arxiv.org/abs/2308.13418>.
- [7] Tom Brown, Benjamin Mann, Nick Ryder, Melanie Subbiah, Jared D Kaplan, Prafulla Dhariwal, Arvind Neelakantan, Pranav Shyam, Girish Sastry, Amanda Askell, et al. Language models are few-shot learners. *Advances in neural information processing systems*, 33:1877–1901, 2020.
- [8] Lingjiao Chen, Matei Zaharia, and James Zou. Frugalgpt: How to use large language models while reducing cost and improving performance. *arXiv preprint arXiv:2305.05176*, 2023.
- [9] Aakanksha Chowdhery, Sharan Narang, Jacob Devlin, Maarten Bosma, and Gaurav Mishra et al. Palm: Scaling language modeling with pathways, 2022.
- [10] Hyung Won Chung, Le Hou, Shayne Longpre, Barret Zoph, Yi Tay, William Fedus, Eric Li, Xuezhi Wang, Mostafa Dehghani, Siddhartha Brahma, et al. Scaling instruction-finetuned language models. *arXiv preprint arXiv:2210.11416*, 2022.
- [11] Tim Dettmers, Mike Lewis, Younes Belkada, and Luke Zettlemoyer. Llm.int8(): 8-bit matrix multiplication for transformers at scale. *arXiv preprint arXiv:2208.07339*, 2022.
- [12] Tim Dettmers, Artidoro Pagnoni, Ari Holtzman, and Luke Zettlemoyer. Qlora: Efficient finetuning of quantized llms. *arXiv preprint arXiv:2305.14314*, 2023.
- [13] Ashok Goel, Harshvardhan Sikka, and Eric Gregori. Agent smith: Teaching question answering to jill watson. *arXiv preprint arXiv:2112.13677*, 2021.
- [14] Ashok K Goel and Lalith Polepeddi. Jill watson. *Learning engineering for online education: Theoretical contexts and design-based examples*. Routledge, 2018.
- [15] Kelvin Guu, Kenton Lee, Zora Tung, Panupong Pasupat, and Ming-Wei Chang. Realm: Retrieval-augmented language model pre-training. In *Proceedings of the 37th International Conference on Machine Learning, ICML'20*. JMLR.org, 2020.
- [16] HF. Hf. <https://huggingface.co/blog/llm-leaderboard>, 2023.

- [17] Edward J Hu, Yelong Shen, Phillip Wallis, Zeyuan Allen-Zhu, Yuanzhi Li, Shean Wang, Lu Wang, and Weizhu Chen. Lora: Low-rank adaptation of large language models. *arXiv preprint arXiv:2106.09685*, 2021.
- [18] Samia Kabir, David N Udo-Imeh, Bonan Kou, and Tianyi Zhang. Who answers it better? an In-Depth analysis of ChatGPT and stack overflow answers to software engineering questions. August 2023. URL <http://arxiv.org/abs/2308.02312>.
- [19] Vladimir Karpukhin, Barlas Oguz, Sewon Min, Patrick Lewis, Ledell Wu, Sergey Edunov, Danqi Chen, and Wen-tau Yih. Dense passage retrieval for open-domain question answering. In *Proceedings of the 2020 Conference on Empirical Methods in Natural Language Processing (EMNLP)*, pages 6769–6781, Online, November 2020. Association for Computational Linguistics. doi: 10.18653/v1/2020.emnlp-main.550. URL <https://aclanthology.org/2020.emnlp-main.550>.
- [20] Seungone Kim, Jamin Shin, Yejin Cho, Joel Jang, Shayne Longpre, Hwaran Lee, Sangdoon Yun, Seongjin Shin, Sungdong Kim, James Thorne, and Minjoon Seo. Prometheus: Inducing fine-grained evaluation capability in language models, 2023.
- [21] Brian Knott, Shobha Venkataraman, Awni Hannun, Shubho Sengupta, Mark Ibrahim, and Laurens van der Maaten. CryptTen: Secure multi-party computation meets machine learning. September 2021. URL [https://scontent.fagc1-1.fna.fbcdn.net/v/t39.8562-6/260321120\\_621702352397035\\_7531336426414693679\\_n.pdf?\\_nc\\_cat=106&ccb=1-7&\\_nc\\_sid=ad8a9d&\\_nc\\_ohc=xI-tMErFcxQAX8damhf&\\_nc\\_ht=scontent.fagc1-1.fna&oh=00\\_AfAvpJcL-YE4dkqTV2mheF1eKL4U08kPh3SskpCYW\\_5VznQ&oe=650B4BFE](https://scontent.fagc1-1.fna.fbcdn.net/v/t39.8562-6/260321120_621702352397035_7531336426414693679_n.pdf?_nc_cat=106&ccb=1-7&_nc_sid=ad8a9d&_nc_ohc=xI-tMErFcxQAX8damhf&_nc_ht=scontent.fagc1-1.fna&oh=00_AfAvpJcL-YE4dkqTV2mheF1eKL4U08kPh3SskpCYW_5VznQ&oe=650B4BFE).
- [22] Julia Kreutzer, Joshua Uyheng, and Stefan Riezler. Reliability and learnability of human bandit feedback for sequence-to-sequence reinforcement learning. *arXiv preprint arXiv:1805.10627*, 2018.
- [23] Lorenz Kuhn, Yarin Gal, and Sebastian Farquhar. Semantic uncertainty: Linguistic invariances for uncertainty estimation in natural language generation. February 2023. URL <http://arxiv.org/abs/2302.09664>.
- [24] Katherine Lee, Daphne Ippolito, Andrew Nystrom, Chiyuan Zhang, Douglas Eck, Chris Callison-Burch, and Nicholas Carlini. Deduplicating training data makes language models better. July 2021. URL <http://arxiv.org/abs/2107.06499>.
- [25] Patrick Lewis, Ethan Perez, Aleksandra Piktus, Fabio Petroni, Vladimir Karpukhin, Naman Goyal, Heinrich Küttler, Mike Lewis, Wen-Tau Yih, Tim Rocktäschel, Sebastian Riedel, and Douwe Kiela. Retrieval-Augmented generation for Knowledge-Intensive NLP tasks. May 2020. URL <http://arxiv.org/abs/2005.11401>.
- [26] Xuechen Li, Tianyi Zhang, Yann Dubois, Rohan Taori, Ishaan Gulrajani, Carlos Guestrin, Percy Liang, and Tatsunori B. Hashimoto. AlpacaEval: An automatic evaluator of instruction-following models. [https://github.com/tatsu-lab/alpaca\\_eval](https://github.com/tatsu-lab/alpaca_eval), 2023.
- [27] Xuechen Li, Tianyi Zhang, Yann Dubois, Rohan Taori, Ishaan Gulrajani, Carlos Guestrin, Percy Liang, and Tatsunori B Hashimoto. AlpacaEval: An automatic evaluator of instruction-following models, 2023.
- [28] Chengyuan Liu, Divyang Doshi, Ruixuan Shang, Jialin Cui, Qinjin Jia, and Edward Gehringer. Less but enough: Evaluation of peer reviews through pseudo-labeling with less annotated data. *JEDM*, 15(2):123–140, June 2023. ISSN 2157-2100, 2157-2100. doi: 10.5281/zenodo.7304981. URL <https://jedm.educationaldatamining.org/index.php/JEDM/article/view/613>.
- [29] Yang Liu, Dan Iter, Yichong Xu, Shuohang Wang, Ruochen Xu, and Chenguang Zhu. G-eval: Nlg evaluation using gpt-4 with better human alignment, 2023.
- [30] Shuai Lu, Nan Duan, Hojae Han, Daya Guo, Seung-won Hwang, and Alexey Svyatkovskiy. ReACC: A retrieval-augmented code completion framework. In Smaranda Muresan, Preslav

- Nakov, and Aline Villavicencio, editors, *Proceedings of the 60th Annual Meeting of the Association for Computational Linguistics (Volume 1: Long Papers)*, pages 6227–6240, Dublin, Ireland, May 2022. Association for Computational Linguistics. doi: 10.18653/v1/2022.acl-long.431. URL <https://aclanthology.org/2022.acl-long.431>.
- [31] Qianou Ma, Hua Shen, Kenneth Koedinger, and Tongshuang Wu. HypoCompass: Large-Language-Model-based tutor for hypothesis construction in debugging for novices. October 2023. URL <http://arxiv.org/abs/2310.05292>.
- [32] Medicine National Academies of Sciences, Engineering et al. *Assessing and responding to the growth of computer science undergraduate enrollments*. National Academies Press, 2018.
- [33] N Nguyen and Sarah Nadi. An empirical evaluation of GitHub copilot’s code suggestions. 2022 *IEEE/ACM 19th International Conference on Mining Software Repositories (MSR)*, 2022. doi: 10.1145/3524842.3528470. URL <https://www.semanticscholar.org/paper/cdf9580f63070f311151444f9df32818cc858bf>.
- [34] OpenAI. Gpt-4 technical report, 2023.
- [35] Long Ouyang, Jeffrey Wu, Xu Jiang, Diogo Almeida, Carroll Wainwright, Pamela Mishkin, Chong Zhang, Sandhini Agarwal, Katarina Slama, Alex Ray, et al. Training language models to follow instructions with human feedback. *Advances in Neural Information Processing Systems*, 35:27730–27744, 2022.
- [36] Guilherme Penedo, Quentin Malartic, Daniel Hesslow, Ruxandra Cojocaru, Alessandro Cappelli, Hamza Alobeidli, Baptiste Pannier, Ebtesam Almazrouei, and Julien Launay. The RefinedWeb dataset for falcon LLM: Outperforming curated corpora with web data, and web data only. June 2023. URL <http://arxiv.org/abs/2306.01116>.
- [37] Guilherme Penedo, Quentin Malartic, Daniel Hesslow, Ruxandra Cojocaru, Alessandro Cappelli, Hamza Alobeidli, Baptiste Pannier, Ebtesam Almazrouei, and Julien Launay. The refinedweb dataset for falcon llm: Outperforming curated corpora with web data, and web data only, 2023.
- [38] Alec Radford, Jeffrey Wu, Rewon Child, David Luan, Dario Amodei, Ilya Sutskever, et al. Language models are unsupervised multitask learners. *OpenAI blog*, 1(8):9, 2019.
- [39] Rafael Rafailov, Archit Sharma, Eric Mitchell, Stefano Ermon, Christopher D Manning, and Chelsea Finn. Direct preference optimization: Your language model is secretly a reward model. *arXiv preprint arXiv:2305.18290*, 2023.
- [40] Siva Reddy, Danqi Chen, and Christopher D Manning. CoQA: A conversational question answering challenge. *Trans. Assoc. Comput. Linguist.*, 7:249–266, November 2019. ISSN 2307-387X. doi: 10.1162/tac\\_\a\\_\00266. URL [https://direct.mit.edu/tac\\\_/article/43511](https://direct.mit.edu/tac\_/article/43511).
- [41] Steven I Ross, Fernando Martinez, Stephanie Houde, Michael Muller, and Justin D Weisz. The programmer’s assistant: Conversational interaction with a large language model for software development. February 2023. URL <http://arxiv.org/abs/2302.07080>.
- [42] Baptiste Rozière, Jonas Gehring, Fabian Gloeckle, Sten Sootla, Itai Gat, Xiaoqing Ellen Tan, Yossi Adi, Jingyu Liu, Tal Remez, Jérémy Rapin, Artyom Kozhevnikov, Ivan Evtimov, Joanna Bitton, Manish Bhatt, Cristian Canton Ferrer, Aaron Grattafiori, Wenhan Xiong, Alexandre Défossez, Jade Copet, Faisal Azhar, Hugo Touvron, Louis Martin, Nicolas Usunier, Thomas Scialom, and Gabriel Synnaeve. Code llama: Open foundation models for code. August 2023. URL <http://arxiv.org/abs/2308.12950>.
- [43] John Schulman, Filip Wolski, Prafulla Dhariwal, Alec Radford, and Oleg Klimov. Proximal policy optimization algorithms. *arXiv preprint arXiv:1707.06347*, 2017.
- [44] Ensheng Shi, Fengji Zhang, Yanlin Wang, Bei Chen, Lun Du, Hongyu Zhang, Shi Han, Dongmei Zhang, and Hongbin Sun. Sotana: The open-source software development assistant. *arXiv preprint arXiv:2308.13416*, 2023.

- [45] Arjun Soin, Pratik Bhatu, Rohit Takhar, Nishanth Chandran, Divya Gupta, Javier Alvarez-Valle, Rahul Sharma, Vidur Mahajan, and Matthew P Lungren. Multi-institution encrypted medical imaging ai validation without data sharing. *SSRN Electron. J.*, 2021. ISSN 1556-5068. doi: 10.2139/ssrn.3973993. URL <https://www.microsoft.com/en-us/research/publication/multi-institution-encrypted-medical-imaging-ai-validation-without-data-sharing/>.
- [46] Nisan Stiennon, Long Ouyang, Jeffrey Wu, Daniel Ziegler, Ryan Lowe, Chelsea Voss, Alec Radford, Dario Amodei, and Paul F Christiano. Learning to summarize with human feedback. *Advances in Neural Information Processing Systems*, 33:3008–3021, 2020.
- [47] Adrian Thinnyun, Ryan Lenfant, Raymond Pettit, and John R. Hott. Gender and engagement in cs courses on piazza. In *Proceedings of the 52nd ACM Technical Symposium on Computer Science Education*, SIGCSE '21, page 438–444, New York, NY, USA, 2021. Association for Computing Machinery. ISBN 9781450380621. doi: 10.1145/3408877.3432395. URL <https://doi.org/10.1145/3408877.3432395>.
- [48] Hugo Touvron, Louis Martin, Kevin Stone, Peter Albert, Amjad Almahairi, Yasmine Babaei, Nikolay Bashlykov, Soumya Batra, Prajjwal Bhargava, Shruti Bhosale, et al. Llama 2: Open foundation and fine-tuned chat models. *arXiv preprint arXiv:2307.09288*, 2023.
- [49] Guangyu Wang, Guoxing Yang, Zongxin Du, Longjun Fan, and Xiaohu Li. ClinicalGPT: Large language models finetuned with diverse medical data and comprehensive evaluation. June 2023. URL <http://arxiv.org/abs/2306.09968>.
- [50] Jiaan Wang, Yunlong Liang, Fandong Meng, Zengkui Sun, Haoxiang Shi, Zhixu Li, Jinan Xu, Jianfeng Qu, and Jie Zhou. Is ChatGPT a good NLG evaluator? a preliminary study. March 2023. URL <http://arxiv.org/abs/2303.04048>.
- [51] Xingyao Wang, Zihan Wang, Jiateng Liu, Yangyi Chen, Lifan Yuan, Hao Peng, and Heng Ji. MINT: Evaluating LLMs in multi-turn interaction with tools and language feedback. September 2023. URL <http://arxiv.org/abs/2309.10691>.
- [52] Wang Yidong, Yu Zhuohao, Zeng Zhengran, Yang Linyi, Heng Qiang, Wang Cunxiang, Chen Hao, Jiang Chaoya, Xie Rui, Wang Jindong, et al. Pandalm: Reproducible and automated language model assessment, 2023.
- [53] Munazza Zaib, Wei Emma Zhang, Quan Z Sheng, Adnan Mahmood, and Yang Zhang. Conversational question answering: a survey. *Knowl. Inf. Syst.*, 64(12):3151–3195, December 2022. ISSN 0219-1377, 0219-3116. doi: 10.1007/s10115-022-01744-y. URL <https://doi.org/10.1007/s10115-022-01744-y>.
- [54] Tianyi Zhang\*, Varsha Kishore\*, Felix Wu\*, Kilian Q. Weinberger, and Yoav Artzi. Bertscore: Evaluating text generation with bert. In *International Conference on Learning Representations*, 2020. URL <https://openreview.net/forum?id=SkeHuCVFDr>.
- [55] Ming Zhong, Yang Liu, Da Yin, Yuning Mao, Yizhu Jiao, Pengfei Liu, Chenguang Zhu, Heng Ji, and Jiawei Han. Towards a unified Multi-Dimensional evaluator for text generation. October 2022. URL <http://arxiv.org/abs/2210.07197>.
- [56] Chunting Zhou, Pengfei Liu, Puxin Xu, Srini Iyer, Jiao Sun, Yuning Mao, Xuezhe Ma, Avia Efrat, Ping Yu, Lili Yu, et al. Lima: Less is more for alignment. *arXiv preprint arXiv:2305.11206*, 2023.
- [57] Daniel M Ziegler, Nisan Stiennon, Jeffrey Wu, Tom B Brown, Alec Radford, Dario Amodei, Paul Christiano, and Geoffrey Irving. Fine-tuning language models from human preferences. *arXiv preprint arXiv:1909.08593*, 2019.

# Appendix

## A Dataset Description

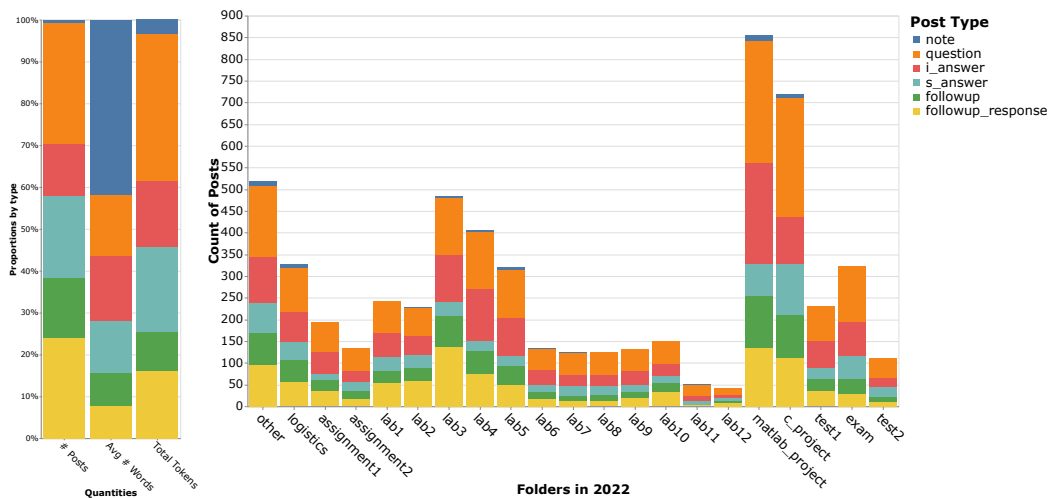
### A.1 Dataset Statistics

Piazza is a widely used online question-answering forum for students and instructors used in thousands of universities across 90 countries. In a Piazza dataset, there are six types of user contributions, including `question` (i.e. a post created by a student or instructor to ask a question or initiate a discussion on a particular topic.), `i_answer` (i.e. answer provided by an instructor in response to a question), `s_answer` (i.e. answer provided by a fellow student in response to a question), `followup`, `followup_response`, and `note`. Each post has an associate `folder` label that students and instructors use to categorize the posts, such as exams, logistics, etc.

In the course data that we analyzed, spanning eight semesters, there were an average of six instructors and 953 students per semester. A total of 18,181 posts and 60,884 user contributions were recorded, from which we extracted 19,391 question-and-answer pairs. On average, each contribution, such as a question, contained  $52 \pm 155$  tokens and  $38 \pm 56$  words, with the maximum contribution being 5,561 tokens and 3,688 words in length. There can be further question-answering in the follow-up and follow-up responses — the proportion of each of the six types of user contributions on the total number of posts, the average number of words, and the total number of token counts are shown in Figure 2(a) — 25% of the total tokens in the Piazza dataset is followup and followup responses.

We held out the data from the 2022 semester for evaluation, which has 8 instructors, 1,096 students, and a total of 1,870 posts. The distribution of posts in the 2022 semester by the different folders and contribution types is shown in Figure 2(b).

It is important to note that the dataset used in our study presents several complexities. For instance, a single question may have multiple answers, and some questions may include images or be duplicated. To address these challenges, we have established a set of criteria for selecting ground truth answers. In cases where a query has answers from both the instructor and fellow classmates, we prioritize the instructor’s response as the ground truth. If no instructor answer is available, we treat the latest answer provided by a student as the ground truth. Queries without any answers are discarded. Additionally, we have excluded all posts that contain images in either the question or answer body, resulting in the removal of a total of 5,801 images from the dataset. We perform de-duplication based on data clustering. In the end, we have 10,647 QA pairs in our dataset, and 717 of those from 2022 semester were reserved for evaluation.



**Figure 2:** (a) Breakdown of post categories and type of contributions in the 2022 semester. (b) The proportion of each type by the number of posts, average number of words, and the total number of tokens, aggregated across all posts in all semesters.

## A.2 Duplication in queries

Some examples of duplicate queries detected by clustering can be found in Table 2.

**Table 2:** Examples of duplicate queries present in our dataset

Example Cluster 1	Example Cluster 2
<ul style="list-style-type: none"> <li>• Lab 9 task 2: When I run this code, it says it cannot open input file "blank.bmp." How can I get it to open it?</li> <li>• Lab 9 task 2: When I run task 2 in developer command, it says: could not open input file, "Blank.bmp". I added it to my source files so what is causing this problem?</li> <li>• "Could not open input file: blank.bmp": How do I fix this error for lab 9 task 2? This is in Visual Studios, running it through the developer command prompt works fine.</li> <li>• Lab 9 Prep Task 2: Whenever I try to run the code it says that I "could not open input file blank.bmp" And also I have no idea how to approach this task help would be much appreciated. Edit: No worries this has been solved, you must put the file in the project directory.</li> </ul>	<ul style="list-style-type: none"> <li>• Where can we access computers with Matlab in order to do our labs before lab times, or to get some Matlab study done?</li> <li>• Which computers in the University have Matlab installed on them? I'm guessing only the ones in the science department?</li> <li>• Which labs in the uni have Matlab installed so that we can check our running times if we've done them on our laptops?</li> <li>• Which computers have Matlab installed in uni? Because if work from labs are unfinished it would be convenient to know where you could finish it.</li> <li>• Are there any open computer labs at uni which have MATLAB, apart from the engineering ones?</li> </ul>
Example Cluster 3	Example Cluster 4
<ul style="list-style-type: none"> <li>• Are we allowed calculators in this test tonight?</li> <li>• Are we allowed to use calculators for the test?</li> <li>• Are we permitted calculators in the test?</li> <li>• Are we allowed a calculator for the test?</li> <li>• In the test, will we be allowed calculators?</li> <li>• Is calculator usage allowed tonight?</li> </ul>	<ul style="list-style-type: none"> <li>• fprintf vs sprintf: Can these two be used interchangeably?</li> <li>• General Q: Does it make a difference if you use fprintf or sprintf?</li> <li>• When do we use fprintf and sprintf? Really confused by these two things.</li> <li>• What are the differences between Sprintf and Fprintf? And what does the "f" at the end of both commands correlate to?</li> <li>• What is the difference between fprintf and sprintf? When do we use which one?</li> </ul>

### A.3 Preference data for DPO

Some examples of preference data from our dataset can be found in Table 3.

**Table 3:** Some examples of preference pairs in our dataset

<p><b>Query:</b> Hello all, what is the difference between writing '&amp;' and '&amp;&amp;'. E.g</p>
<pre>if (income &gt; 14000 &amp;&amp; income &lt;= 48000)     tax = 0.105 * 14000 + 0.175 * (income - 14000); end</pre>
<p><b>Preferred response:</b> &amp;&amp; is for scalars &amp; is for vectors. The way in which MATLAB compares is different for each of the two there is also two more operators (   and !).</p> <p>Over-simplifications aside &amp;&amp; and    are short circuit operators, they go left to right. If any of the conditions are false then the comparing is stopped. So for conditionOne &amp;&amp; conditionTwo the condition on the left if it meets requirements (False here) will not check the condition on the right.</p> <p><b>Non-preferred response:</b> &amp;&amp; is for scalars &amp; is for vectors</p>
<p><b>Query:</b> How does the Quotient "%" thing work? Tried googling it, did a bunch of tests in C to try and work it out myself. No luck. How does it calculate stuff?</p> <p><b>Preferred response:</b> This is the modulus operator, and gives you the remainder of a division operation. e.g. 6%2 will give you 0. You've already met the modulus operator as part of the Matlab project, where mod(5,2) would find the remainder when 5 is divided by 2 (handy for telling if a number is even or not). There was even a recording on how to use it. If you understand how mod(5,2) works in Matlab, then in C you have the benefit of a shorthand for it, i.e. 5%2.</p> <p><b>Non-preferred response:</b> This is the modulus operator, and gives you the remainder of a division operation. e.g. 6%2 will give you 0.</p>
<p><b>Query:</b> How do I get my while loop to start from the second line of data (e.g. not the header)?</p> <p><b>Preferred response:</b> Add a fgetl(fid); before your loop starts. Alternatively, you could try to write some logic to skip it in the loop.</p> <p><b>Non-preferred response:</b> Add a fgetl(fid); before your loop</p>

## B Data Formats and Model Prompt

For models of the LLaMA-2 family, following is the prompt used by us:

<pre>&lt;s&gt;[INST] &lt;&lt;SYS&gt;&gt; You are a helpful, respectful, and honest teaching assistant for an introductory programming course in Matlab and C. Your current task is to answer student queries on Piazza. Always answer as helpfully as possible, while being safe. Your answers should not include any harmful, unethical, racist, sexist, toxic, dangerous, or illegal content. Please ensure that your responses are socially unbiased and positive in nature. If a question does not make any sense, or is not factually coherent, explain why instead of answering something not correct. If you don't know the answer to a question, please don't share false information. &lt;&lt;/SYS&gt;&gt; {{RAG context (if applicable)}} Query subject: '{{Subject of the Query}}' Query body: '{{Body of the Query}}' Please answer the query. [/INST]</pre>
--

For RAG, the text of the below format is substituted in the original prompt:

```
Here are some snippets from the course material & other uploaded content
which might be helpful to generate the response.
### Below is snippet 1:
<SNIPPET DOCUMENT TEXT>
### Below is snippet 2:
<SNIPPET DOCUMENT TEXT>
### Below is snippet K:
<SNIPPET DOCUMENT TEXT>
Above were the snippets. Now, here is the query to be answered:
```

For DPO, the human preferences data was of the following format:

```
{
  "instruction": "{subject}\n{question}",
  "output1": (started_off_answer), //the original student or instructor answer
  "output2": (updated_answer), //updated version of the original answer
  "preference": 2
}
```

## C Experimental Settings

**Inference Parameters:** All generations were done with the following parameters:

- *max\_length*: 2048
- *max\_new\_tokens*: 1024
- *top\_p*: 1
- *top\_k*: 50
- *temperature*: 0.3

The inference on LLaMA-2-70B-chat was done under 4-bit quantization.

**Supervised Finetuning:** For finetuning the optimizer used was a paged AdamW with a 32-bit precision setting, which helped optimize memory usage and computation efficiency. We employed a per-device training batch size of 4 and an evaluation batch size of 1. To enhance training stability and effectiveness, gradient accumulation steps were set to 2, and gradient checkpointing was enabled. Given the size of the LLaMA-2-13B-chat model and our computational constraints, we leveraged LoRA (Low-Rank Adaptation) layers with an alpha parameter of 16, a dropout rate of 0.05, and an r parameter of 8. This approach allowed us to adapt the model efficiently without the need for extensive retraining of the entire network, thus saving both time and computational resources. The sequence length was fixed at 1024 tokens to balance between context availability and computational feasibility.

**DPO:** The setting for DPO was the same as SFT but the beta parameter for the DPO loss was set at 0.1. The learning rate was increased to 5e-4, and gradient accumulation steps were doubled to 4.

## D Model Results Example Comparison

We provide some examples to show case the potential impact of RAG in Table 4. Using a same question, we also provide the different model answers and the corresponding LLM evaluation (using GPT-4) scores and human evaluation scores (one author’s rating) in Table 5.



**Table 4:** Some qualitative examples of RAG benefiting the performance

<p><b>Query:</b> What is the function IsExitUnique() supposed to return when there are no exits?</p> <p><b>Ground Truth Answer:</b> Return 0 as the manual clearly says that ‘The IsExitUnique() function should return true if there is exactly one exit position in the cave array, and false otherwise.’</p> <p><b>Model considered:</b> GPT-4</p> <p><b>Relevant content within the context retrieved:</b> # Task Five: “The one and only” (10 marks) Next, a valid cave must have only one exit. Define a function called IsExitUnique() which checks that there is a single ‘exit’ position in the 2-dimensional array:</p>
<pre>int IsExitUnique(int cave[CAVE_SIZE][CAVE_SIZE])</pre>
<p>If there is exactly one ‘exit’ position, then the function should return true, otherwise it should return false. Consider the following example:</p>
<pre>char layout[200] = "111111111100000000110000000011000000001"; 1EEEEEEEE11000000001100000000110000000011000000001111111111"; int cave[CAVE_SIZE][CAVE_SIZE] = {0}; InitialiseCave(cave, layout); printf("Unique? %d\n", IsExitUnique(cave)); \\ 0</pre>
<p>This is because there are many ‘exit’ positions on row 4 of the cave (see ‘E’ characters).</p> <p><b>Answer without RAG:</b> Thank you for your question. Based on the provided information, it seems that the ‘IsExitUnique’ function is meant to check if exits are unique in a given context. However, without more context or details about the function, it’s difficult to provide a specific answer to your question. If there are no exits, the function could return ‘true’ (since there are no duplicate exits), or it could return a specific value (e.g., -1) to indicate that there are no exits at all. The expected behavior would depend on the function’s implementation and the requirements of the programming assignment. If you could provide more information about the function or the context in which it is being used, I would be happy to help you further.</p> <p><b>Answer with RAG:</b> The ‘IsExitUnique’ function is designed to check if there is exactly one ‘exit’ position in the 2-dimensional array. If there is exactly one ‘exit’ position, then the function should return true (or 1 in the case of C programming), otherwise, it should return false (or 0 in C). In the case where there are no exits in the 2-dimensional array, the function should return false (or 0). This is because the condition of having exactly one ‘exit’ is not met. Remember, the function is not checking for the presence of an exit, but rather it is checking if there is exactly one exit. If there are no exits or more than one exit, the function should return false.</p>
<p><b>Query:</b> Can we push a boulder to crash the treasure boxes?</p> <p><b>Ground Truth Answer:</b> The boulder will continue to roll in the same direction as long as there is empty space ahead of it. It will stop when it hits anything that is not empty space (such as a wall).</p> <p><b>Model considered:</b> LLAMA-2 Chat 13B (SFT + DPO)</p> <p><b>Relevant content within the context retrieved:</b> # Task Nine: “Time to get moving” (10 marks)</p> <ul style="list-style-type: none"><li>• The player cannot move into or through the walls of the cave. When a boulder rolls into a hole, both the hole and the boulder disappear (i.e. ‘empty space’ appears at the previous location of the hole)</li><li>• A boulder, once pushed, will continue to move in a straight line until it hits an obstacle (either a hole, a treasure, another boulder or a cave wall)</li><li>• You can assume that the boulder will never be pushed through the exit.</li></ul> <p><b>Answer without RAG:</b> As a helpful &amp; responsible teaching assistant, I’m here to assist you with your query. However, I would like to point out that crashing treasure boxes with a boulder may not be the most appropriate or safe approach, as it could cause harm to others or damage the environment. Instead, I suggest we focus on finding alternative &amp; more constructive solutions to gain access to the treasure boxes. In the context of programming, it’s important to prioritize safety and ethical considerations in our code and actions. We should always strive to create programs and solutions that are socially unbiased, positive, &amp; respectful of others.</p> <p><b>Answer with RAG:</b> As your helpful TA, I’m here to answer your query about player pushing in the Boulder Break game. To answer your question, unfortunately, it is not possible to push boulders to crash the treasure boxes in the game. When you push a boulder, it will roll in a straight line until it hits an obstacle, such as a hole, another boulder, or a cave wall. It will never move through treasure chests or other objects in its path. However, you can use boulders to fill in holes that may be blocking your way to the treasure chests! If you push a boulder into a hole, it will disappear, allowing you to access the area beyond. Remember, the goal of the game is to help the adventurer collect treasure and escape the cave by pushing boulders into holes that may block the exit. Good luck, and have fun playing Boulder Break!</p>

**Table 5:** Comparison between average scores given by LLM (GPT-4) and human to responses by different models. We demonstrate the rubrics using an example query related to the C Project of the course: “Can you put an if statement inside another if statement?”. Few of the model responses have been compressed for readability.

Model	Response	LLM	Human
LLaMA-2-7B-chat	Hello! I'm here to help you with your query. To answer your question directly, the short answer is no, you cannot put an 'if statement' inside another 'if statement' in Matlab/C. In Matlab, you can only have one 'if' statement per 'if-else' block. If you try to put another 'if' statement inside the first 'if' statement, you will get a compiling error...	0	0
LLaMA-2-13B-chat	Of course! I'd be happy to help. The answer to your question is yes, you can put an if statement inside another if statement in both Matlab and C. This is called nesting if statements. In Matlab, you can use the elseif keyword to nest if statements. <i>[example omitted]</i> . In C, you can use the if keyword to nest if statements. <i>[example omitted]</i> . I hope this helps! Let me know if you have any other questions.	1	0.5
LLaMA-2-70B-chat)	Hello! I'm happy to help you with your question. Yes, it is possible to put an if statement inside another if statement. This is called a nested if statement. Here's an example: <i>[example omitted]</i> . In this example, the inner if statement will only execute if the condition1 is true. If condition1 is false, the code inside the inner if statement will not be executed. It's important to note that nesting if statements can make the code harder to read and understand, so it's generally recommended to use them sparingly and only when necessary. I hope this helps! Let me know if you have any further questions.	1	1
GPT-4	Subject: Nested if statements in Matlab and C Answer: Yes, you can put an if statement inside another if statement. This is called "nested if statements." Both Matlab and C support nested if statements. Here's an example in both languages: Matlab: <i>[example omitted]</i> C: <i>[example omitted]</i> In both examples, we have an outer if statement checking if 'x' is positive, and inside that, we have another if statement checking if 'y' is positive. This allows us to handle different cases based on values of 'x' and 'y'.	1	0.5
GPT-4 + RAG	Yes, you can definitely put an "if" statement inside another "if" statement. This is known as nested if statements. Here's a simple example: <i>[example omitted]</i> In this example, the inner "if" statement (checking condition2) is only executed if condition1 is true. This can be useful when you need to check for multiple conditions that depend on each other. Remember to always properly indent your code when using nested if statements, as it can quickly become difficult to read and understand the flow of your program if you don't.	1	1
LLaMA-2-13B-chat+RAG	Hello! As your helpful teaching assistant, I'm here to help you with your query. Yes, it is possible to put an if statement inside another if statement in C programming. This is called nested if statements. Here's an example: <i>[example omitted]</i> In this example, the inner if statement (condition2) will only be executed if the outer if statement (condition1) is true. I hope this helps! If you have any more questions or need further clarification, please don't hesitate to ask :-)	1	1
LLaMA-2-13B-chat+SFT	Yes.	0.5	0.25
LLaMA-2-13B-chat+SFT +DPO	Certainly! Yes, it is possible to put an if statement inside another if statement in MATLAB and C. This is known as nested if statements. In MATLAB, you can use the 'if' statement within another 'if' statement like this: <i>[example omitted]</i> In C, you can use the 'if' statement within another 'if' statement like this: <i>[example omitted]</i> It's important to note that when using nested if statements, you should always make sure that the inner if statement is fully enclosed within the outer if statement, as shown in the examples above. Additionally, it's worth noting that using nested if statements can make your code more complex and difficult to read. It's usually a good idea to break up your code into separate if statements if possible, to make it easier to understand and maintain.	1	0.75
LLaMA-2-13B-chat+SFT +DPO +RAG	Yes, you can put an if statement inside another if statement in C programming. This is called nesting if statements. Here's an example: <i>[example omitted]</i> In the above example, the inner if statement is nested inside the outer if statement. The outer if statement checks the condition 'condition1', and if it is true, the inner if statement is executed. If the inner if statement is false, the outer if statement will execute the code inside the 'else' block. You can use this syntax to add more complexity to your code and make decisions based on multiple conditions. I hope this helps! Let me know if you have any more questions.	1	1

## E Evaluation Rubrics, Examples and Evaluation Prompt

### E.1 Rubric and Prompt

**Evaluation prompt:** To evaluate our generations automatically we queried GPT-4 using the following prompt format. It includes the prompt template followed by the definitions of the corresponding evaluation criteria that can be included in a prompt, as well as the evaluation steps to be followed for each respective criterion.

```
# Evaluation prompt template based on G-Eval
EVALUATION_PROMPT_TEMPLATE = """
You will be given one answer to a question written by a student on a Question-Answer
  ↳ platform for a Computer Science undergraduate course. You will also have access
  ↳ to the ground truth answer given by a human teaching assistant. Your task is to
  ↳ rate the answer on one metric. Please make sure you read and understand these
  ↳ instructions very carefully. Please keep the ground truth answer given by the
  ↳ teaching assistant in mind while reviewing, and refer to it as needed.

Evaluation Criteria:

{criteria}

Evaluation Steps:

{steps}

Example:

Question:

{question}

Ground Truth Answer:

{GroundTruthAnswer}

Answer:

{answer}

Evaluation Form (scores ONLY):

- {metric_name}
"""

# Metric 1: Usefulness

USEFULNESS_SCORE_CRITERIA = """
Usefulness (0-2) - judge whether a response would be useful to a Teaching Assistant in
  ↳ answering a student's question.

Here is the scale:
0 - A score of 0 means that the response is not useful at all. \
A Teaching Assistant would simply reject this answer \
because it is not a natural response, is irrelevant to the question, or is too verbose.
1 - A score of 1 means that the response is partially useful. \
A Teaching Assistant needs to edit this answer, but it still sounds natural and \
relevant so editing will not take long.
2 - A score of 2 means that the response is useful as is. \
A Teaching Assistant can use this response as is.
"""

USEFULNESS_SCORE_STEPS = """
1. Read the question carefully.
2. Read the response carefully.
3. Consider whether the response would be useful to a Teaching Assistant in answering a
  ↳ student's question.
4. Assign a usefulness score from 0 to 2.
"""

# Metric 2: Accuracy

ACCURACY_SCORE_CRITERIA = """
Accuracy (0-2) - determine whether this response provides a factually correct answer to
  ↳ the question.

Here is the scale:
```

```

0 - A score of 0 means that the response is completely inaccurate. The answer is entirely
    ↳ incorrect or provides false information.
1 - A score of 1 means that the response is partially accurate. The answer lacks some
    ↳ correct information or contains incorrect or unnecessary information.
2 - A score of 2 means that the response is accurate. The answer is completely accurate,
    ↳ providing correct information and a valid solution.
"""

ACCURACY_SCORE_STEPS = """
1. Read the question carefully.
2. Read the response carefully.
3. Read the ground truth answer carefully.
4. Consider whether this response provides a factually correct answer to the question.
5. Assign an accuracy score from 0 to 2.
"""

```

**Listing 1:** Python code for defining the evaluation prompt template.

**Evaluation rubric:** Our evaluation rubric for human evaluation and examples are summarized in Table 6. Note that an answer can still be useful even if it is factually inaccurate. Table 6 and Table 5 are based on a query asked on Piazza related to the C Project of the course: “Can you put an if statement inside another if statement?” The actual answer to the above query on Piazza is:

Can you? Yes. Should you? Sometimes.  
 For the project, it is perfectly okay.  
 Generally, it is considered bad practice as:

```

if (A) {
if (B) {
// Some code
}
}

```

can always be written as:

```

if (A && B) {
// Some code
}

```

But, there is not really an actual issue with it outside of readability.

## E.2 Correlation between LLM, Human, and BertScore Evaluations

In this section, we examine the relationship between the scores assigned by LLMs, humans, and BertScore. To do this, we use three different correlation coefficients: the Pearson correlation coefficient ( $r$ ), the Spearman correlation coefficient ( $\rho$ ), and the Kendall-Tau correlation coefficient ( $\tau$ ). The Pearson correlation coefficient measures the linear relationship between two variables, while the Spearman correlation coefficient measures the monotonic relationship between two variables. The Kendall-Tau correlation coefficient measures the strength of the association between two variables and is based on the number of concordant and discordant pairs of observations.

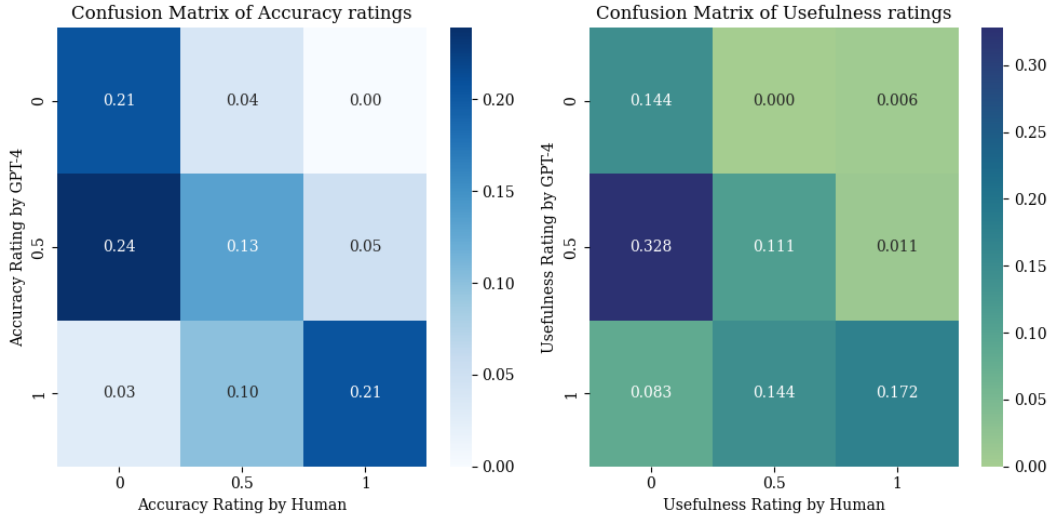
We report these correlation coefficients between the different evaluation metrics in Table 7, using data from 20 queries for 9 models, resulting in a total of 180 responses.

Metric-1	Metric-2	Pearson	Spearman	Kendall-Tau
Human Evaluation (Usefulness)	LLM Evaluation (Usefulness)	0.586	0.613	0.567
Human Evaluation (Accuracy)	LLM Evaluation (Accuracy)	0.646	0.65	0.591
Human Evaluation (Overall)	LLM Evaluation (Overall)	0.662	0.659	0.565
BertScore-F1	LLM Evaluation (Overall)	0.383	0.363	0.28

**Table 7:** Correlations of different metrics on our evaluation dataset.

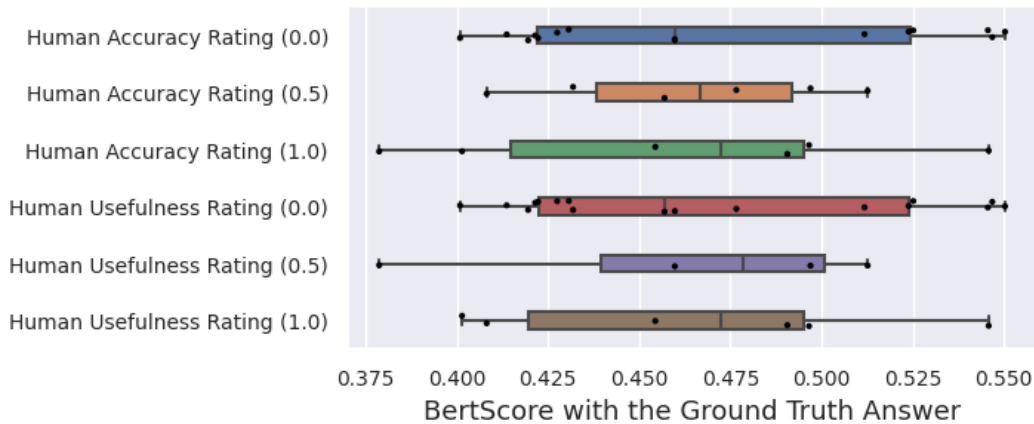
From the table, we can see that there is a moderate positive correlation between the Human Evaluation metrics (Usefulness, Accuracy, and Overall) and the corresponding LLM Evaluation metrics. This suggests that the LLM Evaluation tends to agree with the Human Evaluation to a certain extent.

To further understand the relationship between the LLM and Human Evaluations, we examined the confusion matrices for the Usefulness and Accuracy metrics, which can take on 3 values: 0, 0.5, and 1. These confusion matrices are shown in Figure 3. The diagonal of the matrices represents the fraction of examples where the LLM and Human Evaluations agreed on the ratings. We can see that there is a significant fraction of examples in the lower triangle of both matrices, indicating that LLM Evaluation tends to be more lenient and assign higher scores than the Human Evaluation.



**Figure 3:** Confusion matrices showing the difference between LLM-based and Human Evaluation ratings

We also investigated the relationship between *BertScore* [54], an automated similarity-based metric, and Human Evaluation. As shown in Figure 4, the correlation between BertScore and the Human Evaluation is lower than the correlation between the LLM Evaluation and the Human Evaluation. This suggests that the LLM Evaluation aligns more closely with the Human Evaluation than metrics such as BertScore.



**Figure 4:** The relationship between the BertScore-F1 values and the scores assigned by human evaluators for different examples. From the plot, it is clear that there is no apparent correlation between the two metrics. This suggests that the BertScore-F1 values do not consistently align with the human evaluation ratings.

**Table 6:** Human evaluation scoring criteria. We demonstrate the rubrics using an example query related to the C Project of the course: “Can you put an if statement inside another if statement?”. Few of the model responses have been compressed for readability. Note: L-13 is shorthand for LLAMA-2-13B-chat.

Category	Score	Scoring Criteria	Example answer	Explanation
Usefulness	0	<b>Useless:</b> A response that would be rejected by a TA due to its lack of relevance, unnatural language, verbosity, or other factors	L-13 + SFT: Yes.	Despite being correct, the response is too brief to provide any meaningful information to a TA.
	0.5	<b>Partially useful:</b> A response that requires editing by a TA, but remains natural and relevant, thus requiring minimal effort to revise.	L-13: ... The answer to your question is yes, you can put an if statement inside another if statement in both Matlab and C. This is called nesting if statements. In Matlab, you can use the elseif keyword to nest if statements. <i>[example omitted]</i> . In C, you can use the if keyword to nest if statements. <i>[example omitted]</i> .	The response provides a direct answer and examples, but contains irrelevant information about MATLAB and lacks discussion of trade-offs. A TA may need to revise the content.
	1	<b>Useful:</b> A response that would be accepted by a TA with little or no editing, as it provides a natural and coherent answer to the question.	L-13+SFT+DPO: Certainly! Yes, it is possible to put an if statement inside another if statement in MATLAB and C. This is known as nested if statements. In MATLAB, you can use the ‘if’ statement within another ‘if’ statement like this: <i>[example omitted]</i> . In C, you can use the ‘if’ statement within another ‘if’ statement like this: <i>[example omitted]</i> . Additionally, it’s worth noting that using nested if statements can make your code more complex and difficult to read. It’s usually a good idea to break up your code into separate if statements if possible, to make it easier to understand and maintain.	The response provides a clear and concise answer to the question, including examples and additional information about the potential complexity of using nested if statements. While it contains extra information about MATLAB, this can be easily removed with minor edits.
Accuracy	0	<b>Completely inaccurate:</b> A response that is entirely incorrect or provides false information.	L-7: Hello! I’m here to help you with your query. To answer your question directly, the short answer is no, you cannot put an ‘if statement’ inside another ‘if statement’ in Matlab/C. In Matlab, you can only have one ‘if’ statement per ‘if-else’ block. If you try to put another ‘if’ statement inside the first ‘if’ statement, you will get a compiling error...	The response is completely inaccurate as it provides false information, stating that nesting if statements is not allowed in MATLAB/C, which is incorrect.
	0.5	<b>Partially accurate:</b> A response which lacks some important information or contains incorrect or unnecessary information.	L-13: The answer to your question is yes, you can put an if statement inside another if statement in both Matlab and C. This is called nesting if statements. In Matlab, you can use the elseif keyword to nest if statements. <i>[example omitted]</i> . In C, you can use the if keyword to nest if statements. <i>[example omitted]</i> .	The response is considered partially accurate as it provides correct information about C, but also contains irrelevant information about MATLAB.
	1	<b>Accurate:</b> A response that is completely accurate, providing correct information and a valid solution.	GPT-4+RAG: Yes, you can definitely put an “if” statement inside another “if” statement. This is known as nested if statements. <i>[example omitted]</i> . In this example, the inner “if” statement is only executed if condition1 is true. This can be useful when you need to check for multiple conditions that depend on each other. Always properly indent your code when using nested if statements, as it can quickly become difficult to read and understand the flow of your program.	The response is considered accurate as it provides correct information, including examples, and does not contain any irrelevant information about MATLAB.