

CHATA: Towards an Intelligent Question-Answer Teaching Assistant using Open-Source LLMs

Yann Hicke *
Cornell University
Ithaca, USA
ylh8@cornell.edu

Anmol Agarwal *
Microsoft Research
Bengaluru, India
t-agarwalan@microsoft.com

Qianou (Christina) Ma *
Carnegie Mellon University
Pittsburgh, USA
qianouma@cmu.edu

Paul Denny
University of Auckland
Auckland, New Zealand
p.denny@auckland.ac.nz

Abstract

To address the challenges of scalable and intelligent question-answering (QA), we introduce an innovative solution that leverages open-source Large Language Models (LLMs) to ensure data privacy. We use models from the LLaMA-2 family and augmentations including retrieval augmented generation (RAG), supervised fine-tuning (SFT), and an alternative to reinforcement learning with human feedback (RLHF). We perform our experiments on a Piazza dataset from an introductory CS course with 10k QA pairs and 1.5k pairs of preferences data and conduct both human evaluations and automatic LLM evaluations on a small subset. We find preliminary evidence that modeling techniques collectively enhance the quality of answers by 33%, and RAG is an impactful addition. This work paves the way for the development of CHATA, an intelligent QA assistant customizable for courses with an online QA platform.

1 Introduction

Online question-answering (QA) platforms like Piazza or EdStem have been commonly used to deliver timely and effective responses to student inquiries regarding course content, assignments, and administrative matters [39]. However, responding to the thousands of student questions each semester has a considerable human cost. This challenge is ubiquitous across disciplines, but it is particularly relevant in computing courses due to their rapid enrollment growth [25].

There exists a pressing need for innovative and scalable solutions that can provide immediate and accurate answers to student queries, thereby enhancing the educational experience without incurring additional costs. Recent approaches for tackling this problem have revealed several limitations. For example, in 2015 GeorgiaTech launched Jill Watson AI [11]; this model relies on ontological frameworks and data banks of question-answer pairs [10], which limits the type of queries that can be answered (logistics or syllabus-related) and requires significant time to develop and maintain. More recently, Harvard’s CS50.AI is exploring the use of proprietary large language models (LLMs) like OpenAI’s GPT-3.5 and GPT-4 [1]. Khan Academy’s Khanmigo is a similar chatbot tutor, also powered by GPT-4 [3]. These tools send student queries to third-party providers, thus raising data privacy concerns.

*equal contribution

To overcome the above-mentioned limitations, we leverage the adaptability of open-source LLMs to offer a versatile range of query responses and, crucially, ensure data privacy. Our current implementation uses LLaMA-2 [40], one of the most advanced open-source LLMs currently available, as the foundation of our pipeline which is shown in Figure 1. We enhance the baseline LLaMA-2 model with a novel combination of techniques and test them on an anonymized Piazza QA dataset of a CS1 (introductory-level programming) course (Section 3). We apply retrieval augmented generation (RAG) [20], supervised fine-tuning (SFT) [7], and an alternative to reinforcement learning with human feedback (RLHF) [48] to improve the quality of the generated answers in response to a student’s question (Section 4). We evaluate the performance of different models using GPT-4 [21, 42] and conduct a manual evaluation of a subset of the model answers (Section 5). In this work, we present our preliminary findings and architecture as we progress towards our ultimate objective of developing CHATA, an intelligent QA assistant based on a customized in-house LLM that can be tailored to support any course with an online question-answering platform.

Our contributions can be summarized as follows:

- We introduce a pipeline that harnesses open-source LLMs for educational QA tasks. To the best of our knowledge, we are the first to combine RAG, SFT, and DPO (an alternative to RLHF) to develop a robust QA system specifically designed for the educational context.
- We present a comprehensive evaluation of our pipeline, including both LLM-based and rubric-based human evaluations, on a range of models within the LLaMA-2 family. Additionally, we provide an analysis of the impact of different combinations of augmentation techniques on the performance of the models.
- We investigate the application of LLM-based solutions in the unique context of educational QA, utilizing a large Piazza QA dataset from an introductory CS course. We also discuss the challenges, limitations, and future directions related to data processing and evaluation in this context.

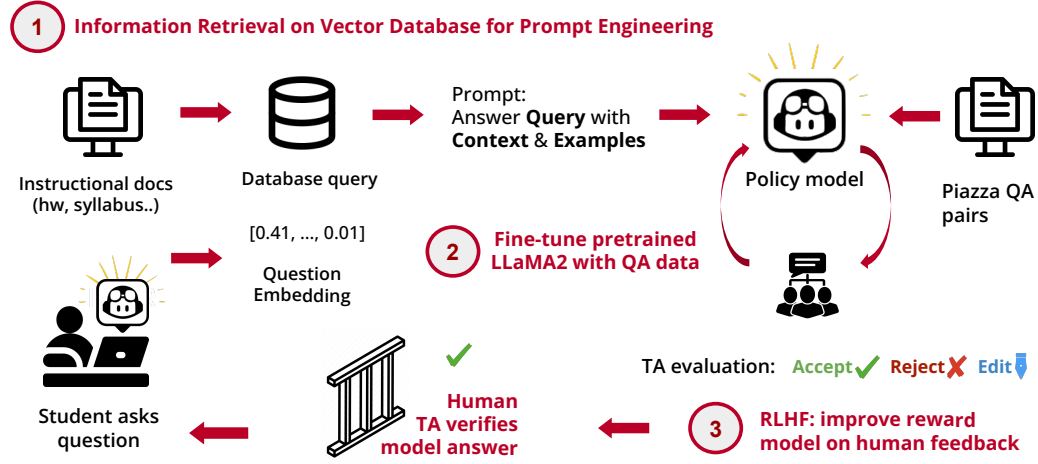


Figure 1: Our pipeline: we combine multiple techniques including (1) Retrieval-Augmented-Generation (RAG), (2) Supervised Fine-tuning (SFT) using Piazza QA data, and (3) an alternative to Reinforcement Learning with Human Feedback (RLHF), which, in this study, we present the result using Direct Policy Optimization (DPO) as a proxy due to compute constraints.

2 Related work

Fine-tuning on instruction data: Self-supervised language models (LMs), when scaled up, are capable of zero-shot [30] or few-shot task completion [5]. Performance on specialized tasks and alignment with user goals can be significantly enhanced by fine-tuning them on specific datasets comprising instructions and human-generated text [7].

Fine-tuning on human preferences data: In practice, collecting data based on human preferences for response quality is often more feasible than gathering expert demonstrations for instruction tuning. This involves training a reward model, typically using preference models to predict scores

for generated text. The language model is then fine-tuned to maximize this reward function through reinforcement learning algorithms like Proximal Policy Optimization (PPO) [35]. This approach has been previously used to improve the LMs’ performance in tasks such as translation [17], summarization [38], storytelling [48], & instruction-following [28]. Nonetheless, RLHF is more complex than supervised learning, prone to optimization instability, and is sensitive to hyperparameter adjustments.

Direct Preference Optimization (DPO) [31] is a more streamlined approach that utilizes a relationship between reward functions and optimal policies to solve the constrained reward optimization at hand in a single stage of policy training. Essentially, it treats the problem as a classification task based on human preference data and is claimed to be more stable and efficient.

Parameter efficient fine-tuning: Training the smallest LLaMA-2 model, i.e., LLaMA-2-7B, requires over 100GB of memory for just a batch size of four. To address such issues, [8] introduced LLM.int8(), an 8-bit matrix multiplication method, shrinking model sizes significantly by quantizing parameters. Subsequent work followed to optimize further the required number of parameters to be stored in memory at the same time [9] which built on top of Low-rank adaptation methods [13].

Retrieval Augmented Generation: Fine-tuning is less suitable for infusing knowledge into the model as: it cannot keep up with frequently changing data, may leak sensitive information, lacks explainability due to lack of references, and risks catastrophic forgetting. RAG [20, 12] addresses these issues by retrieving knowledge through a separate search system and grounding the model’s reasoning and synthesis. With a regularly updated search index, the knowledge used by the LLM is always up-to-date. By examining the documents used by the LLM, users can inspect the source of the generated response and detect potential hallucinations. The model retrieves knowledge during query time and hence, avoids the risk of catastrophic forgetting.

AI-based question-answering assistants: Prior works in different domains have already been taking the approach of fine-tuning open-source LLMs and augmenting them with different techniques such as RAG [20] and RLHF [48]. For example, ClinicalGPT [41] fine-tuned Bloom-7B to the medical and healthcare domain with RAG and RLHF, demonstrating better performance in question-answering in comparison to baseline LLaMA-7B and ChatGLM-6B evaluated using GPT-4.

3 Dataset

For our experiments, we utilized a pre-anonymized Piazza QA dataset spanning eight semesters (from 2015 to 2022) of a large-scale introductory programming course in Matlab and C, taught at a public research university in New Zealand. The dataset comprises a total of 10,647 QA pairs. We reserved 717 QA pairs from the 2022 semester for evaluation, from which we further randomly selected a subset of 236 pairs due to computational and budget constraints. Additionally, we obtained the instructional materials for the 2022 semester, including the course manual, lab handouts, project descriptions, and assessment dates to perform information retrieval. See Appendix A for details.

Data Preparation: In preparation for the QA dataset for SFT, we extract the single-turn question-answer pairs using a student’s question and the corresponding answer from the instructor or their peers. In case there were multiple answers for the post, we selected the final student’s answer and the final instructor’s answer, so there could be two answers to one question. In the de-duplication step, we kept the instructor’s answer instead of the student’s answer when necessary. Additionally, some posts include various images such as screenshots of code, tables, graphs, IDE, etc. We have done some preliminary explorations on object character recognition (OCR) on these images but the quality is still limited because of the diverse image content. We ended up filtering out posts with images. In Section 6, we discuss future work with better quality OCR [4] and multi-turn and conversational QA support [45].

Additionally, we noticed that some queries in our dataset were close duplicates of each other (even those from the same semester). Data duplication and train-test overlap can lead to over-estimate model accuracy in addition to other disadvantages [19, 29]. Therefore, we perform deduplication where we create an embedding² for each query, apply agglomerative clustering to group potential duplicates in the same cluster, and retain only one member of each cluster. This decreased the size of our dataset by 5.1%. In the end, we built a dataset of 10,647 single-turn QA pairs without images or duplicates.

²using sentence-transformers/all-MiniLM-L6-v2

We also created 1,549 pairs of answers with proxy human preferences from the Piazza dataset. We use the edit history of Piazza posts, as an answer may have an original response but be edited afterward for improvement. We use the heuristics of preferring the final answer to the first one to create this human preference dataset. Please refer to Appendix B for more details on the data format.

4 Methods

Baselines: We use models from the LLaMA-2 family[40], specifically LLaMA-2-7B-chat, LLaMA-2-13B-chat, and LLaMA-2-70B-chat as a baseline. We also use GPT-4 for comparison; we inspect the questions to make sure no private and identifiable information is included before sending inference queries to the OpenAI API. More details about inference parameters are included in Appendix C.

Supervised Finetuning (SFT): We trained and evaluated a subsequent model by performing *instruction-tuning* on LLaMA-2-13B-chat with the previously described QA dataset on a single A100 GPU. We trained the model for three epochs with 100 warmup steps and set the learning rate to $1e-4$ with a cosine learning rate scheduler. All training details can be found in Appendix C.

Alignment to Human Preferences (DPO): Because DPO bypasses the need for sampling from the language model during fine-tuning or extensive hyperparameter tuning, it is much cheaper computationally than RLHF through PPO, since it requires less VRAM to load all three models (policy, value, and reward models) and also hyperparameter optimization is not as expensive. We used DPO as our fine-tuning algorithm on human preferences data which performs an equivalent of RLHF but on a single A6000 GPU. We also trained the model for three epochs with the DPO objective. More details can be found in Appendix C.

Parameter efficient fine-tuning: Both our instruction tuning and our DPO pipelines make use of the *peft* huggingface library to load our base models before training. We load our models in the 4-bit configuration and then train via the QLoRA method. More details are in Appendix C.

Retrieval Augmented Generation (RAG): We extracted text from the PDFs (e.g., textbooks and lab manual) using Nougat [4], a recent Visual Transformer model. To improve the retrieval efficiency and to account for the limited context length of LLMs, we chunk the individual source documents with a maximum limit of 1000 characters per chunk, and an overlap of 100 characters between adjacent chunks. To keep paragraphs, sentences, and words together, we split the document using predefined delimiters, including double newlines, single newlines, spaces, and empty strings, until the resulting chunks are sufficiently small. We observed that (1) an *embedding-based retriever* is more suitable for queries that require a more nuanced understanding of language such as logistical queries and, (2) *keyword-based retriever* is more robust for queries that make reference to specific coding functions and assignment problem names. To take advantage of both, we construct the context using a union of the top-3 documents retrieved by the embedding-based *Dense Passage Retriever* [15] and use the top-2 documents retrieved by the *BM25 ranking function*. Note that we did not train the retriever end-to-end but instead augment the prompt with the retrieved documents.

Evaluation: We adopted two methods to evaluate our models: human evaluation and LLM (GPT-4) evaluation. We did not choose to use the common evaluation scores such as BLEU and Rouge-L, because readability is not an issue in our model answers, and these NLP measures cannot capture the accuracy and usefulness aspects that are crucial to CHATA’s application scenario [36].

- *Human Evaluation:* We adapted rubric items from the literature [36, 46] and iteratively revised our code book. Our final rubrics assign 0, 0.5, or 1 point to two categories: *Usefulness* and *Accuracy*. Usefulness captures how useful this model answer is to a human instructor or teaching assistant (TA), which involves aspects like naturalness, coherence, and conciseness of an answer. Accuracy captures the factual accuracy or groundedness of the information included in the model answer. For example, a Usefulness score of 1 means “Useful. A TA would directly accept this answer or make only minor edits since it is a natural, coherent answer to the question,” and an Accuracy score of 0 means “Completely inaccurate. The answer is entirely incorrect or provides false information.” Please refer to Table 5 in Appendix E for more detail on the evaluation rubrics and examples.

For human evaluation, we used 20 randomly selected questions in our evaluation set; there are 9 model answers for each question, which is a total of 180 answers for scoring (the models are listed in Section 5). One author annotated all of the 180 answers using the rubrics.

- *LLM Evaluation*: Recent work has used GPT-4 [27] to assess the quality of model-generated text [24, 44, 47]. We followed the same approach to prompt GPT-4 to evaluate answers generated by different LLMs, using the same rubrics as in human evaluation. We performed LLM evaluation on 240 randomly selected questions for each of the 9 models. We adapted our prompt from the AlpacaEval framework [22] and also OpenAI’s notebook [24]³. Our prompt is included in Appendix E.

5 Results

For human evaluation, we evaluated 20 questions on 9 different models, and for LLM evaluation, we evaluated 240 questions on 9 models. The human and LLM evaluation scores are summarized in Table 1. Please refer to Table 4 in Appendix D for example results and ratings of each model.

Table 1: Human evaluation and LLM evaluation scores by rubrics items (average \pm stdev)

Model	Evaluation by Humans			Evaluation using GPT-4		
	Usefulness	Accuracy	Avg	Usefulness	Accuracy	Avg
LLaMA2-7B chat	0.18 (\pm 0.29)	0.28 (\pm 0.38)	0.23	0.54 (\pm 0.35)	0.42 (\pm 0.35)	0.48
LLaMA2-13B chat (L13)	0.18 (\pm 0.24)	0.30 (\pm 0.41)	0.24	0.62 (\pm 0.35)	0.52 (\pm 0.38)	0.57
LLaMA2-70B chat	0.20 (\pm 0.34)	0.33 (\pm 0.41)	0.26	0.64 (\pm 0.36)	0.53 (\pm 0.36)	0.58
GPT-4	0.28 (\pm 0.34)	0.40 (\pm 0.42)	0.34	0.78 (\pm 0.29)	0.68 (\pm 0.32)	0.73
GPT-4+RAG	0.65 (\pm 0.43)	0.73 (\pm 0.34)	0.69	0.81 (\pm 0.27)	0.72 (\pm 0.32)	0.77
L13+RAG	0.53 (\pm 0.41)	0.50 (\pm 0.40)	0.51	0.61 (\pm 0.35)	0.52 (\pm 0.38)	0.57
L13+SFT	0.13 (\pm 0.28)	0.10 (\pm 0.21)	0.11	0.26 (\pm 0.32)	0.21 (\pm 0.33)	0.24
L13+SFT+DPO	0.23 (\pm 0.38)	0.33 (\pm 0.44)	0.28	0.60 (\pm 0.36)	0.50 (\pm 0.39)	0.55
L13+SFT+DPO+RAG	0.50 (\pm 0.43)	0.58 (\pm 0.41)	0.54	0.63 (\pm 0.36)	0.53 (\pm 0.39)	0.58

5.1 Human evaluation

Baseline model performances are similar, improve with size, and GPT-4 performs the best. Based on human evaluation scores, LLaMA models with different sizes (7B, 13B, 70B) do not generate drastically different answers (although larger models do perform slightly better). The standard deviation is quite high for the baseline model ratings; we noticed that empirically the model’s performance varies a lot based on the type of queries. For example, all models without retrieved-context perform badly on logistical questions related to assignments, but they can perform well with conceptual questions such as C code syntax.

Different augmentation techniques (SFT, DPO, RAG) have different effects on performance. *SFT itself does not improve model performance.* In fact, the performance of LLaMA2-13b+SFT is worse than LLaMA2-13b baseline by 13%. Empirically, LLaMA2-13b+SFT often hallucinates, which makes its answer neither useful nor accurate.

DPO seems to regulate model hallucination. Specifically, LLaMA2-13b+SFT+DPO improved on LLaMA2-13b+SFT performance by 14%, and notably, the accuracy score improved by 23%. However, the performance only seems marginally better than the LLaMA2-13b baseline model by 4%.

RAG improved the results most significantly, as all models with RAG perform better than without. For example, GPT-4+RAG improved from GPT-4 without RAG by 33%, and LLaMA2-13b+SFT+DPO+RAG improved from the LLaMA2-13b+SFT+DPO model by 29%. Empirically, RAG greatly reduces hallucination and the presence of irrelevant information in the answer.

Model answers could be helpful generally, sometimes outperform humans or completely fail. The second best model in human evaluation, LLaMA2-13b+SFT+DPO+RAG, still performs 10% worse than GPT-4+RAG in both usefulness and accuracy metrics. But in comparison to the LLaMA2-13b baseline, the performance improved by 33%. With an overall usefulness of 0.53 and an accuracy rating of 0.61, it may already be valuable to instructors of a class to reduce their workload more than half of the time and still have the advantage of alleviating privacy concerns in comparison to GPT-4.

Note that the model answers can sometimes be better than the human ground truth answer as it can be more comprehensive and detailed or more encouraging. For example, one student asked the question

³Original prompt for alpaca_eval. Evaluation protocol in openai_notebook

“Do we get penalties when the code is quite long?” The human answer is “Best is to try to simplify as much as possible. If it is too long, it is likely not efficient and can be improved upon,” while this is the response from LLaMA2-13b+SFT+DPO+RAG:

“Hello! Regarding your concern about penalties for long codes, I’m happy to clarify that there are no penalties for having long codes in the course. However, it’s important to note that long codes can sometimes be difficult to read and maintain, so it’s a good idea to strive for conciseness and clarity in your coding. This will not only make your codes more manageable, but it will also help you avoid unnecessary errors and bugs. So, focus on writing clean, efficient, and well-structured codes! If you have any further questions or concerns, feel free to ask, and I’ll be here to help.”

Meanwhile, there are also cases where all models cannot generate any reasonable outputs. For example, one student asked the TA to check on their submission result on another platform, which is not a task that any model can respond to.

5.2 Evaluation using GPT-4

As Table 1 shows, human and LLM (GPT-4) evaluations agreed that GPT-4+RAG is the strongest model among all. However, LLM evaluation rated the baseline GPT-4 as the second strongest model, which is very different from human evaluation. In general, GPT-4 assigned much higher scores to the baseline models. We can see that LLM evaluation did capture some differences between models (e.g., it is also consistent that SFT by itself makes LLaMA2-13b perform worse), but it did not align well enough with human evaluation. We further elaborate on future evaluations in Section 6.

6 Limitations and Future work

Our primary goal was to leverage our own in-house infrastructure to generate responses to student queries. Rather than relying on API calls to proprietary, commercial models and prompt engineering, we strive to maximize the utility of open-source models. This approach allows us to sidestep the unreliability and data privacy issues associated with using third-party service providers. Based on our experiments, we have some preliminary evidence that different augmentation techniques improve the performance of the smaller, in-house LLaMA-2 model to get closer to the more powerful GPT-4 model. However, there remains considerable room for improvement for our future work.

Data: Our work is limited by the dataset filtering and preparation process, in that we may have lost valuable QA data in the follow-ups that did not get included, as there is a challenge to separate questions and answers in the forum-style data. Additionally, the posts that include images like screenshots are excluded from our dataset. In the future, multi-turn and conversational QA [45, 32, 33, 43] can be explored, and better OCR models [4] can be used to process images in our data sources.

Training: Our work lays out a pipeline where each phase of RAG, SFT, and RLHF can be expanded and experimented with various methods. So far, we only tested a subset of LLaMA-2 models for SFT given limited computing resources. We plan to try specialized models such as Code-LLaMA which has better coding capabilities [34]. We will also explore ways to improve performance using a mixture of experts but reduce the costs of training [6]. Additionally, our RAG currently only retrieves course instructional materials, but students’ questions and answers can be similar across semesters, so we will also use RAG to retrieve QA examples for in-context learning. Furthermore, training a retriever end-to-end may further improve the quality of retrieved context [20].

Evaluation: Our human evaluation is limited by the small sample size of 20 rated by one annotator, and we plan to expand it in the future to establish robust inter-rater reliability for the rubrics. Also, LLMs and existing automatic evaluation methods may not align with human instructors’ answering heuristics or capture the pedagogical values in an answer. We will keep exploring automatic evaluation methods, borrowing insights from the feedback and peer review literature [14, 42, 23].

Additionally, we experimented only with one particular course for our LLaMA-2 models. Existing pre-trained models may not perform as well on Matlab and C compared to Python and Java [26]. We plan to deploy CHATA in a variety of university CS courses to gather feedback from TAs and instructors and to experiment with different model setups.

Deployment & User Study: We are in the process of developing the CHATA tool using the Piazza and Discord API, to seamlessly integrate the collection of TA feedback into their routine

QA workflow. We will conduct a user study to evaluate the value of productivity and pedagogy that CHATA brings to the classes, and we will also explore the interface and interaction design to maximize the value and minimize the risks in human-AI question answering [2], for example, by showing TAs the uncertainty estimation of models' answers [18]. It may also be worthwhile to train a model across different institutions to benefit from the collective teaching knowledge of a subject, in a scalable but secure way that still keeps data private for each school using distributed machine learning [16, 37].

References

- [1] MS Windows NT kernel description. <https://www.thecrimson.com/article/2023/6/21/cs50-artificial-intelligence/>. Accessed: 2023-09-16.
- [2] Gagan Bansal, Tongshuang Wu, Joyce Zhou, Raymond Fok, Besmira Nushi, Ece Kamar, Marco Tulio Ribeiro, and Daniel Weld. Does the whole exceed its parts? the effect of AI explanations on complementary team performance. In *Proceedings of the 2021 CHI Conference on Human Factors in Computing Systems*, number Article 81 in CHI '21, pages 1–16, New York, NY, USA, May 2021. Association for Computing Machinery. ISBN 9781450380966. doi: 10.1145/3411764.3445717. URL <https://doi.org/10.1145/3411764.3445717>.
- [3] Nadia Bidarian. Meet khan academy’s chatbot tutor. *CNN*, August 2023. URL <https://www.cnn.com/2023/08/21/tech/khan-academy-ai-tutor/index.html>.
- [4] Lukas Blecher, Guillem Cucurull, Thomas Scialom, and Robert Stojnic. Nougat: Neural optical understanding for academic documents. August 2023. URL <http://arxiv.org/abs/2308.13418>.
- [5] Tom Brown, Benjamin Mann, Nick Ryder, Melanie Subbiah, Jared D Kaplan, Prafulla Dhariwal, Arvind Neelakantan, Pranav Shyam, Girish Sastry, Amanda Askell, et al. Language models are few-shot learners. *Advances in neural information processing systems*, 33:1877–1901, 2020.
- [6] Lingjiao Chen, Matei Zaharia, and James Zou. Frugalgpt: How to use large language models while reducing cost and improving performance. *arXiv preprint arXiv:2305.05176*, 2023.
- [7] Hyung Won Chung, Le Hou, Shayne Longpre, Barret Zoph, Yi Tay, William Fedus, Eric Li, Xuezhi Wang, Mostafa Dehghani, Siddhartha Brahma, et al. Scaling instruction-finetuned language models. *arXiv preprint arXiv:2210.11416*, 2022.
- [8] Tim Dettmers, Mike Lewis, Younes Belkada, and Luke Zettlemoyer. Llm.int8(): 8-bit matrix multiplication for transformers at scale. *arXiv preprint arXiv:2208.07339*, 2022.
- [9] Tim Dettmers, Artidoro Pagnoni, Ari Holtzman, and Luke Zettlemoyer. Qlora: Efficient finetuning of quantized llms. *arXiv preprint arXiv:2305.14314*, 2023.
- [10] Ashok Goel, Harshvardhan Sikka, and Eric Gregori. Agent smith: Teaching question answering to jill watson. *arXiv preprint arXiv:2112.13677*, 2021.
- [11] Ashok K Goel and Lalith Polepeddi. Jill watson. *Learning engineering for online education: Theoretical contexts and design-based examples*. Routledge, 2018.
- [12] Kelvin Guu, Kenton Lee, Zora Tung, Panupong Pasupat, and Ming-Wei Chang. Realm: Retrieval-augmented language model pre-training. In *Proceedings of the 37th International Conference on Machine Learning, ICML’20*. JMLR.org, 2020.
- [13] Edward J Hu, Yelong Shen, Phillip Wallis, Zeyuan Allen-Zhu, Yanzhi Li, Shean Wang, Lu Wang, and Weizhu Chen. Lora: Low-rank adaptation of large language models. *arXiv preprint arXiv:2106.09685*, 2021.
- [14] Samia Kabir, David N Udo-Imeh, Bonan Kou, and Tianyi Zhang. Who answers it better? an In-Depth analysis of ChatGPT and stack overflow answers to software engineering questions. August 2023. URL <http://arxiv.org/abs/2308.02312>.
- [15] Vladimir Karpukhin, Barlas Oguz, Sewon Min, Patrick Lewis, Ledell Wu, Sergey Edunov, Danqi Chen, and Wen-tau Yih. Dense passage retrieval for open-domain question answering. In *Proceedings of the 2020 Conference on Empirical Methods in Natural Language Processing (EMNLP)*, pages 6769–6781, Online, November 2020. Association for Computational Linguistics. doi: 10.18653/v1/2020.emnlp-main.550. URL <https://aclanthology.org/2020.emnlp-main.550>.

- [16] Brian Knott, Shobha Venkataraman, Awni Hannun, Shubho Sengupta, Mark Ibrahim, and Laurens van der Maaten. CrypTen: Secure multi-party computation meets machine learning. September 2021. URL https://scontent.fagc1-1.fna.fbcdn.net/v/t39.8562-6/260321120_621702352397035_7531336426414693679_n.pdf?_nc_cat=106&ccb=1-7&_nc_sid=ad8a9d&_nc_ohc=xI-tMErFcxQAX8damhf&_nc_ht=scontent.fagc1-1.fna&oh=00_AfAvpJcL-YE4dkqTV2mheFleKL4U08kPh3SbpCYW_5VznQ&oe=650B4BFE.
- [17] Julia Kreutzer, Joshua Uyheng, and Stefan Riezler. Reliability and learnability of human bandit feedback for sequence-to-sequence reinforcement learning. *arXiv preprint arXiv:1805.10627*, 2018.
- [18] Lorenz Kuhn, Yarin Gal, and Sebastian Farquhar. Semantic uncertainty: Linguistic invariances for uncertainty estimation in natural language generation. February 2023. URL <http://arxiv.org/abs/2302.09664>.
- [19] Katherine Lee, Daphne Ippolito, Andrew Nystrom, Chiyuan Zhang, Douglas Eck, Chris Callison-Burch, and Nicholas Carlini. Deduplicating training data makes language models better. July 2021. URL <http://arxiv.org/abs/2107.06499>.
- [20] Patrick Lewis, Ethan Perez, Aleksandra Piktus, Fabio Petroni, Vladimir Karpukhin, Naman Goyal, Heinrich Küttler, Mike Lewis, Wen-Tau Yih, Tim Rocktäschel, Sebastian Riedel, and Douwe Kiela. Retrieval-Augmented generation for Knowledge-Intensive NLP tasks. May 2020. URL <http://arxiv.org/abs/2005.11401>.
- [21] Xuechen Li, Tianyi Zhang, Yann Dubois, Rohan Taori, Ishaan Gulrajani, Carlos Guestrin, Percy Liang, and Tatsunori B. Hashimoto. AlpacaEval: An automatic evaluator of instruction-following models. https://github.com/tatsu-lab/alpaca_eval, 2023.
- [22] Xuechen Li, Tianyi Zhang, Yann Dubois, Rohan Taori, Ishaan Gulrajani, Carlos Guestrin, Percy Liang, and Tatsunori B Hashimoto. AlpacaEval: An automatic evaluator of instruction-following models, 2023.
- [23] Chengyuan Liu, Divyang Doshi, Ruixuan Shang, Jialin Cui, Qinjin Jia, and Edward Gehringer. Less but enough: Evaluation of peer reviews through pseudo-labeling with less annotated data. *JEDM*, 15(2):123–140, June 2023. ISSN 2157-2100, 2157-2100. doi: 10.5281/zenodo.7304981. URL <https://jedm.educationaldatamining.org/index.php/JEDM/article/view/613>.
- [24] Yang Liu, Dan Iter, Yichong Xu, Shuohang Wang, Ruochen Xu, and Chenguang Zhu. G-eval: Nlg evaluation using gpt-4 with better human alignment, 2023.
- [25] Medicine National Academies of Sciences, Engineering et al. *Assessing and responding to the growth of computer science undergraduate enrollments*. National Academies Press, 2018.
- [26] N Nguyen and Sarah Nadi. An empirical evaluation of GitHub copilot’s code suggestions. *2022 IEEE/ACM 19th International Conference on Mining Software Repositories (MSR)*, 2022. doi: 10.1145/3524842.3528470. URL <https://www.semanticscholar.org/paper/cdfe9580f63070f311151444f9df32818cc858bf>.
- [27] OpenAI. Gpt-4 technical report, 2023.
- [28] Long Ouyang, Jeffrey Wu, Xu Jiang, Diogo Almeida, Carroll Wainwright, Pamela Mishkin, Chong Zhang, Sandhini Agarwal, Katarina Slama, Alex Ray, et al. Training language models to follow instructions with human feedback. *Advances in Neural Information Processing Systems*, 35:27730–27744, 2022.
- [29] Guilherme Penedo, Quentin Malartic, Daniel Hesslow, Ruxandra Cojocaru, Alessandro Cappelli, Hamza Alobeidli, Baptiste Pannier, Ebtesam Almazrouei, and Julien Launay. The RefinedWeb dataset for falcon LLM: Outperforming curated corpora with web data, and web data only. June 2023. URL <http://arxiv.org/abs/2306.01116>.
- [30] Alec Radford, Jeffrey Wu, Rewon Child, David Luan, Dario Amodei, Ilya Sutskever, et al. Language models are unsupervised multitask learners. *OpenAI blog*, 1(8):9, 2019.

- [31] Rafael Rafailov, Archit Sharma, Eric Mitchell, Stefano Ermon, Christopher D Manning, and Chelsea Finn. Direct preference optimization: Your language model is secretly a reward model. *arXiv preprint arXiv:2305.18290*, 2023.
- [32] Siva Reddy, Danqi Chen, and Christopher D Manning. CoQA: A conversational question answering challenge. *Trans. Assoc. Comput. Linguist.*, 7:249–266, November 2019. ISSN 2307-387X. doi: 10.1162/tac__a_00266. URL https://direct.mit.edu/tac_/article/43511.
- [33] Steven I Ross, Fernando Martinez, Stephanie Houde, Michael Muller, and Justin D Weisz. The programmer’s assistant: Conversational interaction with a large language model for software development. February 2023. URL <http://arxiv.org/abs/2302.07080>.
- [34] Baptiste Rozière, Jonas Gehring, Fabian Gloeckle, Sten Sootla, Itai Gat, Xiaoqing Ellen Tan, Yossi Adi, Jingyu Liu, Tal Remez, Jérémy Rapin, Artyom Kozhevnikov, Ivan Evtimov, Joanna Bitton, Manish Bhatt, Cristian Canton Ferrer, Aaron Grattafiori, Wenhan Xiong, Alexandre Défossez, Jade Copet, Faisal Azhar, Hugo Touvron, Louis Martin, Nicolas Usunier, Thomas Scialom, and Gabriel Synnaeve. Code llama: Open foundation models for code. August 2023. URL <http://arxiv.org/abs/2308.12950>.
- [35] John Schulman, Filip Wolski, Prafulla Dhariwal, Alec Radford, and Oleg Klimov. Proximal policy optimization algorithms. *arXiv preprint arXiv:1707.06347*, 2017.
- [36] Ensheng Shi, Fengji Zhang, Yanlin Wang, Bei Chen, Lun Du, Hongyu Zhang, Shi Han, Dongmei Zhang, and Hongbin Sun. Sotana: The open-source software development assistant. *arXiv preprint arXiv:2308.13416*, 2023.
- [37] Arjun Soin, Pratik Bhatu, Rohit Takhar, Nishanth Chandran, Divya Gupta, Javier Alvarez-Valle, Rahul Sharma, Vidur Mahajan, and Matthew P Lungren. Multi-institution encrypted medical imaging ai validation without data sharing. *SSRN Electron. J.*, 2021. ISSN 1556-5068. doi: 10.2139/ssrn.3973993. URL <https://www.microsoft.com/en-us/research/publication/multi-institution-encrypted-medical-imaging-ai-validation-without-data-sharing/>.
- [38] Nisan Stiennon, Long Ouyang, Jeffrey Wu, Daniel Ziegler, Ryan Lowe, Chelsea Voss, Alec Radford, Dario Amodei, and Paul F Christiano. Learning to summarize with human feedback. *Advances in Neural Information Processing Systems*, 33:3008–3021, 2020.
- [39] Adrian Thinnyun, Ryan Lenfant, Raymond Pettit, and John R. Hott. Gender and engagement in cs courses on piazza. In *Proceedings of the 52nd ACM Technical Symposium on Computer Science Education*, SIGCSE ’21, page 438–444, New York, NY, USA, 2021. Association for Computing Machinery. ISBN 9781450380621. doi: 10.1145/3408877.3432395. URL <https://doi.org/10.1145/3408877.3432395>.
- [40] Hugo Touvron, Louis Martin, Kevin Stone, Peter Albert, Amjad Almahairi, Yasmine Babaei, Nikolay Bashlykov, Soumya Batra, Prajwal Bhargava, Shruti Bhosale, et al. Llama 2: Open foundation and fine-tuned chat models. *arXiv preprint arXiv:2307.09288*, 2023.
- [41] Guangyu Wang, Guoxing Yang, Zongxin Du, Longjun Fan, and Xiaohu Li. ClinicalGPT: Large language models finetuned with diverse medical data and comprehensive evaluation. June 2023. URL <http://arxiv.org/abs/2306.09968>.
- [42] Jiaan Wang, Yunlong Liang, Fandong Meng, Zengkui Sun, Haoxiang Shi, Zhixu Li, Jinan Xu, Jianfeng Qu, and Jie Zhou. Is ChatGPT a good NLG evaluator? a preliminary study. March 2023. URL <http://arxiv.org/abs/2303.04048>.
- [43] Xingyao Wang, Zihan Wang, Jiateng Liu, Yangyi Chen, Lifan Yuan, Hao Peng, and Heng Ji. MINT: Evaluating LLMs in multi-turn interaction with tools and language feedback. September 2023. URL <http://arxiv.org/abs/2309.10691>.
- [44] Wang Yidong, Yu Zhuohao, Zeng Zhengran, Yang Linyi, Heng Qiang, Wang Cunxiang, Chen Hao, Jiang Chaoya, Xie Rui, Wang Jindong, et al. Pandalm: Reproducible and automated language model assessment, 2023.

- [45] Munazza Zaib, Wei Emma Zhang, Quan Z Sheng, Adnan Mahmood, and Yang Zhang. Conversational question answering: a survey. *Knowl. Inf. Syst.*, 64(12):3151–3195, December 2022. ISSN 0219-1377, 0219-3116. doi: 10.1007/s10115-022-01744-y. URL <https://doi.org/10.1007/s10115-022-01744-y>.
- [46] Ming Zhong, Yang Liu, Da Yin, Yuning Mao, Yizhu Jiao, Pengfei Liu, Chenguang Zhu, Heng Ji, and Jiawei Han. Towards a unified Multi-Dimensional evaluator for text generation. October 2022. URL <http://arxiv.org/abs/2210.07197>.
- [47] Chunting Zhou, Pengfei Liu, Puxin Xu, Srini Iyer, Jiao Sun, Yuning Mao, Xuezhe Ma, Avia Efrat, Ping Yu, Lili Yu, et al. Lima: Less is more for alignment. *arXiv preprint arXiv:2305.11206*, 2023.
- [48] Daniel M Ziegler, Nisan Stiennon, Jeffrey Wu, Tom B Brown, Alec Radford, Dario Amodei, Paul Christiano, and Geoffrey Irving. Fine-tuning language models from human preferences. *arXiv preprint arXiv:1909.08593*, 2019.

A Dataset Description

A.1 Dataset Statistics

Piazza⁴ is a widely used online question-answering forum for students and instructors used in thousands of universities across 90 countries. In a Piazza dataset, there are six types of user contributions, including question, i_answer (instructor answer), s_answer (student answer), followup, followup_response, and note. Each post has an associate folder label that students and instructors use to categorize the posts, such as exams, logistics, etc.

For this particular class, we have an average of six instructors and 953 students per semester, and there are 18,181 posts and 60,884 user contributions, from which we extracted 19,391 QA pairs in total across all eight semesters. On average, each contribution (e.g., question) has 52 ± 155 tokens, 38 ± 56 words, with the maximum being 5,561 tokens and 3,688 words.

We held out the 2022 semester for evaluation, which has 8 instructors, 1,096 students, and a total of 1,870 posts, from which we extracted a total of 1,827 QA pairs (note that each student answer and instructor answer to the same question will constitute two different QA pairs). The distribution of posts in the 2022 semester by the different folders and contribution types is shown in Figure 2(b).

In the end, we have 14,853 single-turn QA pairs without images. There can be further question-answering in the follow-up and follow-up responses — the proportion of each of the six types of user contributions on the total number of posts, the average number of words, and the total number of token counts are shown in Figure 2(a) — 25% of the total tokens in the Piazza dataset is followup and followup responses. Throughout all semesters, there are a total of 5,801 images in questions and answers, and we excluded all posts with an image in their question or answer body.

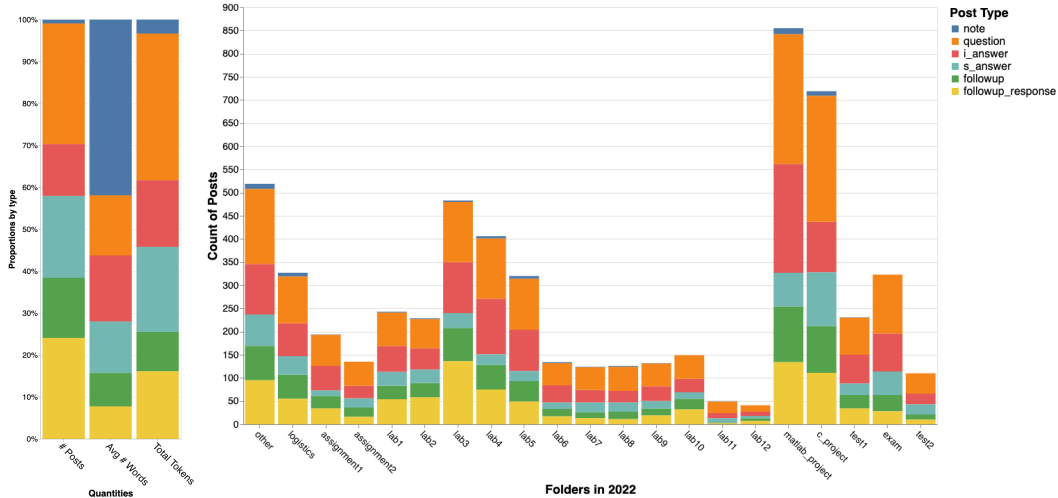


Figure 2: (b) The proportion of each type by the number of posts, average number of words, and the total number of tokens, aggregated across all posts in all semesters. (a) Breakdown of post categories and type of contributions in the 2022 semester.

⁴<https://piazza.com/>

A.2 Duplication in queries

Table 2: Examples of duplicate queries present in our dataset

Example Cluster 1	Example Cluster 2
<ul style="list-style-type: none"> • Lab 9 task 2: When I run this code, it says it cannot open input file "blank.bmp." How can I get it to open it? • Lab 9 task 2: When I run task 2 in developer command, it says: could not open input file, "Blank.bmp". I added it to my source files so what is causing this problem? • "Could not open input file: blank.bmp": How do I fix this error for lab 9 task 2? This is in Visual Studios, running it through the developer command prompt works fine. • Lab 9 Prep Task 2: Whenever I try to run the code it says that I "could not open input file blank.bmp" And also I have no idea how to approach this task help would be much appreciated. Edit: No worries this has been solved, you must put the file in the project directory. 	<ul style="list-style-type: none"> • Where can we access computers with Matlab in order to do our labs before lab times, or to get some Matlab study done? • Which computers in the University have Matlab installed on them? I'm guessing only the ones in the science department? • Which labs in the uni have Matlab installed so that we can check our running times if we've done them on our laptops? • Which computers have Matlab installed in uni? Because if work from labs are unfinished it would be convenient to know where you could finish it. • Are there any open computer labs at uni which have MATLAB, apart from the engineering ones?
Example Cluster 3	Example Cluster 4
<ul style="list-style-type: none"> • Are we allowed calculators in this test tonight? • Are we allowed to use calculators for the test? • Are we permitted calculators in the test? • Are we allowed a calculator for the test? • In the test, will we be allowed calculators? • Is calculator usage allowed tonight? 	<ul style="list-style-type: none"> • fprintf vs sprintf: Can these two be used interchangeably? • General Q: Does it make a difference if you use fprintf or sprintf? • When do we use fprintf and sprintf? Really confused by these two things. • What are the differences between Sprintf and Fprintf? And what does the "f" at the end of both commands correlate to? • What is the difference between fprintf and sprintf? When do we use which one?

Some examples of duplicate queries detected by clustering can be found in Table 2.

A.3 Preference data for DPO

Some examples of preference data from our dataset can be found in Table 3.

Table 3: Some examples of preference pairs in our dataset

Query: Hello all, what is the difference between writing '&' and '&&'. E.g
<pre>if (income > 14000 && income <= 48000) tax = 0.105 * 14000 + 0.175 * (income - 14000); end</pre>
<p>Preferred response: && is for scalars & is for vectors. The way in which MATLAB compares is different for each of the two there is also two more operators (and !).</p> <p>Over-simplifications aside && and are short circuit operators, they go left to right. If any of the conditions are false then the comparing is stopped. So for conditionOne && conditionTwo the condition on the left if it meets requirements (False here) will not check the condition on the right.</p> <p>Non-preferred response: && is for scalars & is for vectors</p>
<p>Query: How does the Quotient "%" thing work? Tried googling it, did a bunch of tests in C to try and work it out myself. No luck. How does it calculate stuff?</p> <p>Preferred response: This is the modulus operator, and gives you the remainder of a division operation. e.g. 6%2 will give you 0. You've already met the modulus operator as part of the Matlab project, where mod(5,2) would find the remainder when 5 is divided by 2 (handy for telling if a number is even or not). There was even a recording on how to use it. If you understand how mod(5,2) works in Matlab, then in C you have the benefit of a shorthand for it, i.e. 5%2.</p> <p>Non-preferred response: This is the modulus operator, and gives you the remainder of a division operation. e.g. 6%2 will give you 0.</p>
<p>Query: How do I get my while loop to start from the second line of data (e.g. not the header)?</p> <p>Preferred response: Add a fgetl(fid); before your loop starts. Alternatively, you could try to write some logic to skip it in the loop.</p> <p>Non-preferred response: Add a fgetl(fid); before your loop</p>

B Data Formats and Model Prompt

For SFT, we prepared the data like this:

```
{
  "instruction": "{subject}\n{question}",
  "input": "",
  "output": "instructor answer or student answer",
  "text": "{prompt}.\n[Question]: {question}\n[Answer]: {answer}"
}
```

The prompt format is as follows:

```
<s>[INST] <<SYS>>
You are a helpful, respectful, and honest teaching assistant for an
introductory programming course in Matlab and C. Your current task is to
answer student queries on Piazza. Always answer as helpfully as possible,
while being safe. Your answers should not include any harmful, unethical,
racist, sexist, toxic, dangerous, or illegal content. Please ensure that
your responses are socially unbiased and positive in nature. If a question
does not make any sense, or is not factually coherent, explain why instead
of answering something not correct. If you don't know the answer to a
question, please don't share false information. </SYS>>
Query subject: "<INSERT>"
Query body: "<INSERT>"
Please answer the query. [/INST]
```

For RAG, the prompt is similar to above with the following substring added before asking the query:

```
Here are some snippets from the course material & other uploaded content
which might be helpful to generate the response.
### Below is snippet 1:
<SNIPPET DOCUMENT TEXT>
### Below is snippet 2:
<SNIPPET DOCUMENT TEXT>
### Below is snippet K:
<SNIPPET DOCUMENT TEXT>
Above were the snippets. Now, here is the query to be answered:
```

For DPO, we formatted the data as follows:

```
{
  "instruction": "{subject}\n{question}",
  "input": "",
  "output1": "the original student or instructor answer (started_off_answer)",
  "output2": "the final student or instructor answer (updated_answer)",
  "preference": 2
}
```

C Experimental Settings

Inference Parameters: All generations were done with the following parameters:

- *max_length*: 2048
- *max_new_tokens*: 1024
- *top_p*: 1
- *top_k*: 50
- *temperature*: 0.3

The inference on LLaMA-2-70B-chat was done under 4-bit quantization.

Supervised Finetuning: For finetuning the optimizer used was a paged AdamW with a 32-bit precision setting, which helped optimize memory usage and computation efficiency. We employed a per-device training batch size of 4 and an evaluation batch size of 1. To enhance training stability and effectiveness, gradient accumulation steps were set to 2, and gradient checkpointing was enabled. Given the size of the LLaMA-2-13B-chat model and our computational constraints, we leveraged LoRA (Low-Rank Adaptation) layers with an alpha parameter of 16, a dropout rate of 0.05, and an r parameter of 8. This approach allowed us to adapt the model efficiently without the need for extensive retraining of the entire network, thus saving both time and computational resources. The sequence length was fixed at 1024 tokens to balance between context availability and computational feasibility.

DPO: The setting for DPO was the same as SFT but the beta parameter for the DPO loss was set at 0.1. The learning rate was increased to $5e-4$, and gradient accumulation steps were doubled to 4.

D Model Results Example Comparison

Using the same question, we also provide the different model answers and the corresponding LLM evaluation (using GPT-4) scores and human evaluation scores (one author's rating), both scaled to 1. The comparison is summarized in Table 4.

Table 4: LLM (GPT-4) and human rating comparison on model answers of the `c_project` question: “Can you put an if statement inside another if statement?”

Model	Answer	LLM	Human
LLaMA-2 Chat (7B)	Hello! I’m here to help you with your query. To answer your question directly, the short answer is no, you cannot put an ‘if statement’ inside another ‘if statement’ in Matlab/C. In Matlab, you can only have one ‘if’ statement per ‘if-else’ block. If you try to put another ‘if’ statement inside the first ‘if’ statement, you will get a compiling error...	0	0
LLaMA-2 Chat (13B)	Of course! I’d be happy to help. The answer to your question is yes, you can put an if statement inside another if statement in both Matlab and C. This is called nesting if statements. In Matlab, you can use the <code>elseif</code> keyword to nest if statements. [example omitted]. In C, you can use the <code>if</code> keyword to nest if statements. [example omitted]. I hope this helps! Let me know if you have any other questions.	1	0.5
LLaMA-2 Chat (70B)	Hello! I’m happy to help you with your question. Yes, it is possible to put an if statement inside another if statement. This is called a nested if statement. Here’s an example: [example omitted]. In this example, the inner if statement will only execute if the condition1 is true. If condition1 is false, the code inside the inner if statement will not be executed. It’s important to note that nesting if statements can make the code harder to read and understand, so it’s generally recommended to use them sparingly and only when necessary. I hope this helps! Let me know if you have any further questions.	1	1
GPT-4	Subject: Nested if statements in Matlab and C Answer: Yes, you can put an if statement inside another if statement. This is called "nested if statements." Both Matlab and C support nested if statements. Here’s an example in both languages: Matlab: [example omitted] C: [example omitted] In both examples, we have an outer if statement checking if ‘x’ is positive, and inside that, we have another if statement checking if ‘y’ is positive. This allows us to handle different cases based on values of ‘x’ and ‘y’.	1	0.5
GPT-4 + RAG	Yes, you can definitely put an "if" statement inside another "if" statement. This is known as nested if statements. Here’s a simple example: [example omitted] In this example, the inner "if" statement (checking condition2) is only executed if condition1 is true. This can be useful when you need to check for multiple conditions that depend on each other. Remember to always properly indent your code when using nested if statements, as it can quickly become difficult to read and understand the flow of your program if you don’t.	1	1
L13+RAG	Hello! As your helpful teaching assistant, I’m here to help you with your query. Yes, it is possible to put an if statement inside another if statement in C programming. This is called nested if statements. Here’s an example: [example omitted] In this example, the inner if statement (condition2) will only be executed if the outer if statement (condition1) is true. I hope this helps! If you have any more questions or need further clarification, please don’t hesitate to ask :-)	1	1
L13+SFT	Yes.	0.5	0.25
L13+SFT +DPO	Certainly! Yes, it is possible to put an if statement inside another if statement in MATLAB and C. This is known as nested if statements. In MATLAB, you can use the ‘if’ statement within another ‘if’ statement like this: [example omitted] In C, you can use the ‘if’ statement within another ‘if’ statement like this: [example omitted] It’s important to note that when using nested if statements, you should always make sure that the inner if statement is fully enclosed within the outer if statement, as shown in the examples above. Additionally, it’s worth noting that using nested if statements can make your code more complex and difficult to read. It’s usually a good idea to break up your code into separate if statements if possible, to make it easier to understand and maintain.	1	0.75
L13+SFT +DPO +RAG	Yes, you can put an if statement inside another if statement in C programming. This is called nesting if statements. Here’s an example: [example omitted] In the above example, the inner if statement is nested inside the outer if statement. The outer if statement checks the condition ‘condition1’, and if it is true, the inner if statement is executed. If the inner if statement is false, the outer if statement will execute the code inside the ‘else’ block. You can use this syntax to add more complexity to your code and make decisions based on multiple conditions. I hope this helps! Let me know if you have any more questions.	1	1

E Evaluation Rubrics, Examples and Evaluation Prompt

E.1 Rubric and Prompt

Evaluation prompt: To evaluate our generations automatically we queried GPT-4 using the following prompt format. It includes the prompt template followed by the definitions of the corresponding evaluation criteria that can be included in a prompt, as well as the evaluation steps to be followed for each respective criterion.

```
# Evaluation prompt template based on G-Eval
EVALUATION_PROMPT_TEMPLATE = """
You will be given one answer to a question written by a student
    ↪ on a Question-Answer platform for a Computer Science
    ↪ undergraduate course. You will also have access to the
    ↪ ground truth answer given by a human teaching assistant.
    ↪ Your task is to rate the answer on one metric. Please
    ↪ make sure you read and understand these instructions very
    ↪ carefully. Please keep the ground truth answer given by
    ↪ the teaching assistant in mind while reviewing, and refer
    ↪ to it as needed.

Evaluation Criteria:

{criteria}

Evaluation Steps:

{steps}

Example:

Question:

{question}

Ground Truth Answer:

{GroundTruthAnswer}

Answer:

{answer}

Evaluation Form (scores ONLY):

- {metric_name}
"""

# Metric 1: Usefulness

USEFULNESS_SCORE_CRITERIA = """
Usefulness (0-2) - judge whether a response would be useful to
    ↪ a Teaching Assistant in answering a student's question.

Here is the scale:
0 - A score of 0 means that the response is not useful at all.
    ↪ \
A Teaching Assistant would simply reject this answer\
because it is not a natural response, is irrelevant to the
    ↪ question, or is too verbose.
```

```

1 - A score of 1 means that the response is partially useful. \
A Teaching Assistant needs to edit this answer, but it still
    ↳ sounds natural and \
relevant so editing will not take long.
2 - A score of 2 means that the response is useful as is. \
A Teaching Assistant can use this response as is.
"""

USEFULNESS_SCORE_STEPS = """
1. Read the question carefully.
2. Read the response carefully.
2. Read the ground truth answer carefully.
3. Consider whether the response would be useful to a Teaching
    ↳ Assistant in answering a student's question.
4. Assign a usefulness score from 0 to 2.
"""

# Metric 2: Accuracy

ACCURACY_SCORE_CRITERIA = """
Accuracy (0-2) - determine whether this response provides a
    ↳ factually correct answer to the question.

Here is the scale:
0 - A score of 0 means that the response is completely
    ↳ inaccurate. The answer is entirely incorrect or provides
    ↳ false information.
1 - A score of 1 means that the response is partially accurate.
    ↳ The answer lacks some correct information or contains
    ↳ incorrect or unnecessary information.
2 - A score of 2 means that the response is accurate. The
    ↳ answer is completely accurate, providing correct
    ↳ information and a valid solution.
"""

ACCURACY_SCORE_STEPS = """
1. Read the question carefully.
2. Read the response carefully.
3. Read the ground truth answer carefully.
4. Consider whether this response provides a factually correct
    ↳ answer to the question.
5. Assign an accuracy score from 0 to 2.
"""

```

Listing 1: Python code for defining the evaluation prompt template.

Evaluation rubric: Our evaluation rubric for human evaluation and examples are summarized in Table 5. Note that an answer can still be useful even if it is factually inaccurate.

The example answers are adopted from the model answers to the question in the `c_project` folder: *“Can you put an if statement inside another if statement?”* And the reference human answer is:

Can you? Yes. Should you? Sometimes.
 For the project, it is perfectly okay.
 Generally, it is considered bad practice as:

```

if (A) {
if (B) {
// Some code
}
}

```

can always be written as:

```
if (A && B) {  
  // Some code  
}
```

But, there is not really an actual issue with it outside of readability.

E.2 Discussion on the correlation between Human Scores and GPT-4 scores

We attempted to better understand how well GPT-4's rating of model responses correlated with a human's judgment of the model responses. Both the Usefulness and Accuracy metrics defined could take 3 values ie 0, 0.5, and 1. The confusion matrices corresponding to these metrics can be found in Figure 3.

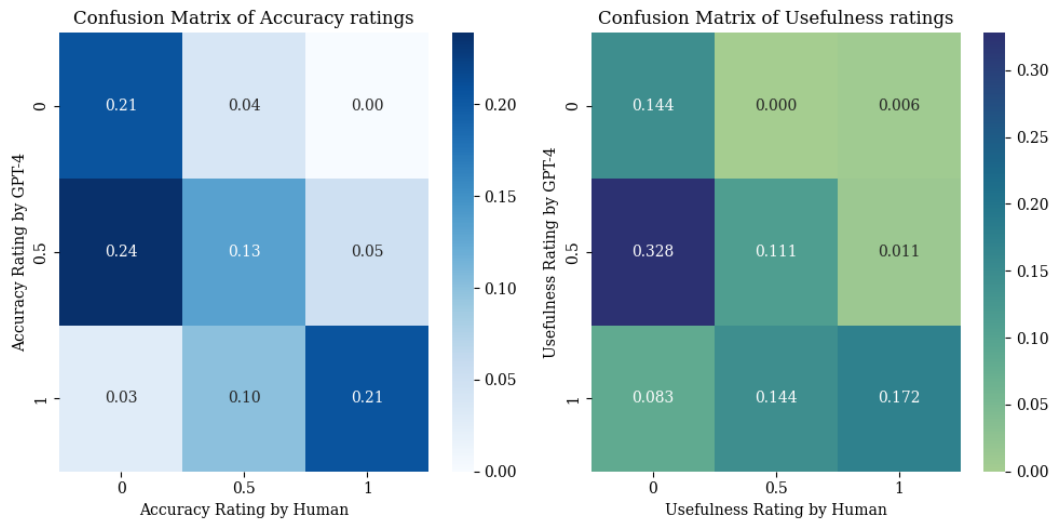


Figure 3: Confusion matrices of agreement between GPT4 and human ratings

Table 5: Human evaluation scoring criteria. Using an example question on the `c_project`: “Can you put an if statement inside another if statement?” The example answers are edited based on the model answer.

Category	Score	Scoring Criteria	Example answer	Explanation
Usefulness	0	Useless. A TA would simply reject this answer as it is not a natural response, is irrelevant, is too verbose, etc.	Yes. (L13+SFT)	Although the answer is correct, it is too brief to be useful for a TA.
	0.5	Partially useful. A TA needs to edit this answer, but it still sounds natural and relevant so editing will not take long.	... The answer to your question is yes, you can put an if statement inside another if statement in both Matlab and C. This is called nesting if statements. In Matlab, you can use the <code>elseif</code> keyword to nest if statements. [example omitted]. In C, you can use the <code>if</code> keyword to nest if statements. [example omitted]. ... (L13)	The answer still contain content on Matlab that is not relevant to this C question and also does not talk about trade-offs with nested ifs, so a TA may need to delete and add more content based on model output.
	1	Useful. A TA would directly accept this answer or make only minor edits since it is a natural, coherent answer to the question.	Certainly! Yes, it is possible to put an if statement inside another if statement in MATLAB and C. This is known as nested if statements. In MATLAB, you can use the ‘if’ statement within another ‘if’ statement like this: [example omitted]. In C, you can use the ‘if’ statement within another ‘if’ statement like this: [example omitted]. Additionally, it’s worth noting that using nested if statements can make your code more complex and difficult to read. It’s usually a good idea to break up your code into separate if statements if possible, to make it easier to understand and maintain. (L13+SFT+DPO)	The question is useful as it not only gives an example but also talk about nested if statements can make code more complex. It does contain extra information on Matlab, but that can be easily deleted so only minor edits are needed on this answer.
Accuracy	0	Completely inaccurate. The answer is entirely incorrect or provides false information.	Hello! I’m here to help you with your query. To answer your question directly, the short answer is no, you cannot put an ‘if statement’ inside another ‘if statement’ in Matlab/C. In Matlab, you can only have one ‘if’ statement per ‘if-else’ block. If you try to put another ‘if’ statement inside the first ‘if’ statement, you will get a compiling error... (L7)	This answer is inaccurate as nesting ifs is allowed in both matlab and c.
	0.5	Partially accurate. The answer lacks some correct information or contains incorrect or unnecessary information.	The answer to your question is yes, you can put an if statement inside another if statement in both Matlab and C. This is called nesting if statements. In Matlab, you can use the <code>elseif</code> keyword to nest if statements. [example omitted]. In C, you can use the <code>if</code> keyword to nest if statements. [example omitted]. (L13)	The answer is partially accurate because although it contains correct information on C, it also has unnecessary information on Matlab.
	1	Accurate. The answer is completely accurate, providing correct information and a valid solution.	Yes, you can definitely put an “if” statement inside another “if” statement. This is known as nested if statements. [example omitted]. In this example, the inner “if” statement is only executed if condition1 is true. This can be useful when you need to check for multiple conditions that depend on each other. Always properly indent your code when using nested if statements, as it can quickly become difficult to read and understand the flow of your program. (G4+RAG)	This answer is accurate in that it contains all the correct information and examples, it also does not contain extra information on Matlab.