

Sample Complexity of Opinion Formation on Networks

Haolin Liu*
University of Virginia
srs8rh@virginia.edu

Rajmohan Rajaraman*
Northeastern University
r.rajaraman@northeastern.edu

Ravi Sundaram*
Northeastern University
r.sundaram@northeastern.edu

Anil Vullikanti*
University of Virginia
asv9v@virginia.edu

Omer Wasim*
Northeastern University
wasim.o@northeastern.edu

Haifeng Xu*
University of Chicago
haifengxu@uchicago.edu

Abstract

Consider public health officials aiming to spread awareness about a new vaccine in a community interconnected by a social network. How can they distribute information with minimal resources, ensuring community-wide understanding that aligns with the actual facts? This concern mirrors numerous real-world situations. In this paper, we initialize the study of sample complexity in opinion formation to solve this problem. Our model is built on the recognized opinion formation game, where we regard each agent’s opinion as a data-derived model parameter, not just a real number as in prior studies. Such an extension offers a wider understanding of opinion formation and ties closely with federated learning. Through this formulation, we characterize the sample complexity bounds for any network and also show asymptotically tight bounds for specific network structures. Intriguingly, we discover optimal strategies often allocate samples inversely to the degree, hinting at vital policy implications. Our findings are empirically validated on both synthesized and real-world networks.

1 Introduction

In today’s interconnected world, rapid dissemination of information plays a pivotal role in shaping public understanding and behavior, especially in areas of critical importance like public health. People learn and form opinions through personal investigations and interactions with neighbors. The heterogeneity of social networks often means that not every individual requires the same amount of information to form an informed opinion. Some may be heavily influenced by their peers, while others may need more direct information. This differential requirement presents both a challenge and an opportunity: How can one distribute information to ensure the entire community is well-informed, without unnecessary redundancies or gaps in knowledge dissemination?

To answer this question, the first step is to understand the dynamics of opinion formation within social networks. Building on the seminal work of [DeGroot \[1974\]](#), one of the predominant and practical models has emerged wherein individuals shape their own beliefs by consistently observing and averaging the opinions of their network peers [[DeGroot, 1974](#), [Friedkin and Johnsen, 1990](#), [DeMarzo et al., 2003](#), [Golub and Jackson, 2008](#), [Bindel et al., 2015](#)]. We will adopt this seminal framework to model the opinion formation process among agents. However, these works always encapsulate opinions as single numeric values. While this provides a foundational understanding, it can not capture the nuanced ways in which individuals process and integrate new information into their existing belief systems. To address this issue, our formulation generalizes the opinions to

*The authors are listed in alphabetical order.

be a model parameter learned using a machine learning-based approach, as explored in Haghtalab et al. [2021] to study belief polarization. Such formulation aligns with the perspective of bounded rationality that contains complexity cost [Papadimitriou and Yannakakis, 1994, Rubinstein, 1998]. It also resonates with the human decision-making procedure proposed by Simon [2013] based on prior experiences and available data.

Specifically, we adopt the game theoretical formulation of this opinion dynamic process introduced by Bindel et al. [2015]. Within this framework, an agent’s equilibrium opinion emerges as a weighted average of everyone’s initial opinions on the network, where the weights are unique and determined by the network structure. It is not guaranteed, however, that a node’s equilibrium opinion would have a small generalization error. Motivated by the work of Blum et al. [2021], we study the conditions under this actually happens (i.e., each node has a model with a small generalization error).

We observe that when considering opinions as data-driven model parameters, the equilibrium models share the same mathematical structure as *fine-grained federated learning* proposed in Donahue and Kleinberg [2021]. This alignment allows the application of generalization error bounds for fine-grained federated learning to measure the quality of an individual’s learned opinion. While our primary emphasis remains on the linear model depicted in Donahue and Kleinberg [2021], we somewhat extend their error bounds to handle more general cases. These techniques pave the way to solve our primary problem of interest: how should samples be distributed across the network such that at the equilibrium of the opinion formation game, everyone has a model that is close enough to the ground-truth, and the number of samples is minimized?

1.1 Overview of results

Problem formulation. We utilize the game-theoretic framework of the opinion-averaging process from Bindel et al. [2015], but extend the opinion formulation using the approach of Haghtalab et al. [2021]. We assume every agent i in a given network G has a dataset S_i from which she learns an initial model θ_i (also known as “internal opinion”); θ_i need not be a fixed number (as in Bindel et al. [2015]), but can be learned through a machine learning approach, as in Haghtalab et al. [2021]. Agent i ’s goal is to find a model θ_i that is close to its internal opinion, as well as to that of its neighbors, denoted by $N(i)$; i.e. compute θ_i that minimizes the loss function $\|\theta_i - \bar{\theta}_i\|^2 + \sum_{j \in N(i)} v_{ij} \|\theta_i - \theta_j\|^2$, where $v_{ij} \geq 0$ measures the influence of a neighboring agent j to agent i . We refer to \mathbf{v} , where $[\mathbf{v}]_{ij} = v_{ij}$, as the influence factor matrix. The unique Nash equilibrium of this game is $(\theta_1^{eq}, \dots, \theta_n^{eq})^T = W^{-1}(\theta_1, \dots, \theta_n)^T$ where $W = \mathcal{L} + I$ and \mathcal{L} is the weighted Laplacian matrix of G . We use expected square loss to measure the quality of θ_i^{eq} for every $i \in [n]$. Namely, we show that for a wide range of (generalized) linear regression, the expected square loss of θ_i^{eq} is bounded by $K \sum_{j=1}^n \frac{(W_{ij}^{-1})^2}{|S_j|}$ where K is a constant. With the above results, given target error ϵ , we introduce an optimization framework to solve our motivated problem which minimizes the total number of samples $\sum_i |S_i|$ such that $K \sum_{j=1}^n \frac{(W_{ij}^{-1})^2}{|S_j|} \leq \epsilon$ for every i (Theorem 6). The solution is denoted as $TSC(G, \mathbf{v}, \epsilon)$.

Network effects of total sample complexity. In Theorem 7, we derive upper and lower bounds of $TSC(G, \mathbf{v}, \epsilon)$ for general graphs; our experiments show that these bounds are quite tight empirically. We also study the natural case for which the influence factor matrix \mathbf{v} is uniform, i.e. $v_{ij} = \alpha \geq 0 \forall i, j$ to derive more interpretable bounds. Let $TSC(G, \alpha, \epsilon)$ denote the total sample complexity in this setting, d_i be the degree of node i and $M(\epsilon)$ be the minimum samples for one agent to learn a local model individually with error ϵ . We show that $\sum_{i=1}^n \frac{1}{(\alpha d_i + 1)^2} \leq \frac{TSC(G, \alpha, \epsilon)}{M(\epsilon)} \leq \sum_{i=1}^n \frac{\alpha + 1}{\alpha d_i + 1}$ (Theorem 9). Assigning $\frac{\alpha + 1}{\alpha d_i + 1}$ to agent i can ensure everyone learns a good model. Thus, **the optimal TSC is achieved when the number of samples for an agent is inversely proportional to its degree.** In other words, low degree nodes need more samples in the optimal solution, in stark contrast to many network mining problems, e.g., influence maximization, where it suffices to choose high degree nodes. We believe that this result has potentially policy implications.

Additionally, for many interesting network instances we establish asymptotically tight bounds for $TSC(G, \alpha, \epsilon)$, when α is a constant: (1) For cliques, $TSC = \Theta(M(\epsilon))$; (2) For star graphs, $TSC = \Theta(nM(\epsilon))$; (3) For the d dimensional hypercube $TSC = \Theta(\frac{nM(\epsilon)}{d^2})$; and (4) For random d -regular graphs (with high probability), and d regular expander (with constant expansion), $TSC = \Theta(\max\{\frac{n}{d^2}, 1\})M(\epsilon)$.

Experiments. We compute the total sample complexity and the near optimal solutions for a large number of synthetic and real-world networks. We find that our theoretical bounds on TSC, e.g., [Theorem 7](#), are quite tight. Furthermore, we find that solutions for real-world networks are consistent with [Theorem 9](#). We also observe interesting effects of α . Roughly speaking, when α is relatively small, the optimal sample assignment tends to be independent of n , and nodes of a specific degree get similar number of samples; however, this trend fails to hold when α is large.

1.2 Related Work and Comparisons

Sample complexity of collaborative learning. Building on [Blum et al. \[2017\]](#), a series of papers [[Chen et al., 2018](#), [Nguyen and Zakyntinou, 2018](#), [Blum et al., 2021](#), [Haghtalab et al., 2022](#)] studied the minimum number of samples to ensure every agent has a low-error model in a collaborative learning setting. In this setting, there is a center that can iteratively draw samples from different mixtures of agents’ data distributions, and dispatch the final model to each agent. In contrast, we use the well-established decentralized opinion formation framework to describe the model exchange game; the final model of each agent is given by the equilibrium of this game.

Our formulation is similar to [Blum et al. \[2021\]](#), which also considers the sample complexity of equilibrium, ensuring every agent has a sufficient utility guarantee. However, [Blum et al. \[2021\]](#) study this problem in an incentive-aware setting without networks, which mainly focuses on the stability and fairness of the equilibrium. In contrast, our research is centered on the network effect of the equilibrium generated by the opinion formation model. Moreover, [Blum et al. \[2021\]](#) assumes the agents’ utility has certain structures that are not derived from error bounds while we directly minimize the generalization error of agents’ final models.

Fully decentralized federated learning. To reduce the communication cost in standard federated learning [[McMahan et al., 2017](#)], [Lalitha et al. \[2018, 2019\]](#) first studied fully decentralized federated learning on networks, where they use Bayesian approach to model agents’ belief and give an algorithm that enables agents to learn a good model by belief exchange with neighbors. This setting can be regarded as a combination of Bayesian opinion formation models [[Banerjee, 1992](#), [Bikhchandani et al., 1992](#), [Smith and Sørensen, 2000](#), [Acemoglu et al., 2006](#)] and federated learning. In the literature regarding opinion formation on networks, besides those Bayesian models, non-Bayesian models are usually considered more flexible and practical [[DeGroot, 1974](#), [Friedkin and Johnsen, 1990](#), [DeMarzo et al., 2003](#), [Golub and Jackson, 2008](#), [Bindel et al., 2015](#)]. Comprehensive surveys of these two kinds of models can be found in [Jackson \[2010\]](#) and [Acemoglu and Ozdaglar \[2011\]](#). Our study makes connections between non-Bayesian opinion formation models and federated learning for the first time. Compared with [Lalitha et al. \[2018, 2019\]](#), we assume each agent can observe the model of neighbors, rather than a belief function. We do not restrict to specific algorithms but use game theoretical approaches to find the unique Nash equilibrium and analyze sample complexity at this equilibrium.

2 Problem Formulation

We consider a fixed set $V = \{1, 2, \dots, n\}$ of agents (also referred to as nodes) connected by a network $G = (V, E)$. Let $N(i)$ denote the set of neighbors, and d_i the degree of agent i respectively. Moreover, we assume every agent i has a dataset S_i to form their own initial opinion $\bar{\theta}_i \in \mathbb{R}^d$ (also known as “internal opinion”) which is a

model parameter. All missing proof in this section can be found in [Appendix A](#).

2.1 Opinion formation process

To formulate the opinion formation on networks, we adopt the well-studied repeated averaging process. Namely, we utilize a variation on the seminal DeGroot model [DeGroot \[1974\]](#) proposed by [Friedkin and Johnsen \[1990\]](#). [Bindel et al. \[2015\]](#) equally model this process as a game in which each agent i tries to find a final opinion θ_i that is simultaneously close to its internal opinion $\bar{\theta}_i$ and the observed neighbors' opinion $\theta_j, \forall j \in N(i)$. Formally, agent i seeks θ_i which minimizes the loss

$$\|\theta_i - \bar{\theta}_i\|^2 + \sum_{j \in N(i)} v_{ij} \|\theta_i - \theta_j\|^2$$

where $v_{ij} \geq 0, \forall i, j \in [n], j \in N(i)$ measures the influence of agent j to agent i .

In the real world, v_{ij} 's are usually unknown and set to one by default for all i, j . Motivated by this, we consider the special uniform case where $v_{ij} = \alpha \geq 0 \forall i, j$. [Lemma 1](#) gives the unique equilibrium of this game, which also studied by [Bindel et al. \[2015\]](#).

Lemma 1. *The unique Nash equilibrium $\theta^{eq} = (\theta_1^{eq}, \dots, \theta_n^{eq})^T$ of the above game is $\theta^{eq} = W^{-1}\bar{\theta}$ where $W_{ij} = \begin{cases} \sum_{j \in N(i)} v_{ij} + 1 & j = i \\ -v_{ij} & j \in N(i) \\ 0 & j \notin N(i), j \neq i \end{cases}$ and $\bar{\theta} = (\bar{\theta}_1, \dots, \bar{\theta}_n)$. When all $v_{ij} = \alpha \geq 0, W_{ij} = \begin{cases} \alpha d_i + 1 & j = i \\ -\alpha & j \in N(i) \\ 0 & j \notin N(i), j \neq i \end{cases}$*

In [Appendix A.2](#), we also show that $\sum_{j=1}^n W_{ij}^{-1} = 1$ and $W_{ij}^{-1} \geq 0$ for all $i, j \in [n]$. Thus, from [Lemma 1](#), the equilibrium model of every agent is a convex combination of all the agents' internal opinion on the network.

2.2 Derivation of error bounds

We assume agent i 's dataset $S_i = \{(x_i^j, y_i^j)\}_{j \in [m_i]}$ has $m_i > 0$ samples, where $x_i^j \in R^d, \forall j \in [m_i]$ are independently drawn from distribution D_i . There is a global ground-truth model θ^* such that $y_i^j = f(\theta^*, x_i^j) + \eta_i^j$ where $\mathbb{E}[\eta_i^j] = 0$ and $\text{Var}[\eta_i^j] = v_i^2$ such that $v_i^2, \forall i \in [n]$ are drawn from the same distribution. We use the expected square loss to measure the quality of agents' final opinions. Namely, we consider the loss

$$\mathbb{E}_{x \sim D_i, \forall j, S_j \sim Z_j^{m_j}} \left[(f(\theta_i^{eq}, x) - f(\theta^*, x))^2 \right]$$

where $Z_j^{m_j}$ is the joint distribution of dataset S_j . For notational simplicity, we also denote it as $\mathbb{E}_i \left[(f(\theta_i^{eq}, x) - f(\theta^*, x))^2 \right]$.

Given that the initial models $\bar{\theta}_i, \forall i$ are well-bounded ([Equation 1](#)), [Lemma 2](#) yields the error bound of the equilibrium models. Its proof can be found in [Appendix A.2](#).

Lemma 2. *For any agent i , given*

$$\mathbb{E}_i \left[(f(\bar{\theta}_i, x) - f(\theta^*, x))^2 \right] \leq \frac{K}{m_i} \quad (1)$$

where K is independent of m_i and $f(\theta, x)$ is linear for θ . Then if $\bar{\theta}_i$ is an unbiased estimator of θ^* , we have

$$\mathbb{E}_i \left[\left(f \left(\sum_{j=1}^n w_{ij} \bar{\theta}_j, x \right) - f(\theta^*, x) \right)^2 \right] \leq K \sum_{j=1}^n \frac{w_{ij}^2}{m_j}$$

where $\sum_{j=1}^n w_{ij} = 1$ and $w_{ij} \geq 0$ for all $i, j \in [n]$. We further show that $\sum_{j=1}^n W_{ij}^{-1} = 1$ and $W_{ij}^{-1} > 0$ which implies

$$\mathbb{E}_i \left[(f(\theta_i^{eq}, x) - f(\theta^*, x))^2 \right] \leq K \sum_{j=1}^n \frac{(W_{ij}^{-1})^2}{m_j}$$

To utilize [Lemma 2](#), we need to identify the learning problem for a single agent that derives $\bar{\theta}_i$ satisfying the condition [Equation 1](#). In fact, this type of bound appears widely for different linear regression problems, and we list several examples below.

Ordinary linear regression. Consider a general linear model from [Audibert and Catoni \[2010\]](#). Let Θ be a closed convex set of \mathbb{R}^d and $\phi_1, \dots, \phi_d : \mathbb{R}^d \rightarrow \mathbb{R}$ be d prediction functions. Consider the regression function class $\mathcal{F} = \left\{ f(\theta, \cdot) = \sum_{j=1}^d \theta_j \phi_j(\cdot); (\theta_1, \dots, \theta_d) \in \Theta \right\}$. For any $f(\theta, \cdot) \in \mathcal{F}$, we have $f(\theta, x) = \sum_{j=1}^d \theta_j \phi_j(x)$ for any $x \in \mathbb{R}^d$. When $\phi_j(x) = x_j$ where x_j is the j -th entry of x , we have $f(\theta, x) = \langle \theta, x \rangle$ which is exactly the standard linear model. Let $\phi(x) = (\phi_1(x), \dots, \phi_d(x))$, we have the following theorem.

Theorem 3 (Theorem 1.4 in [Audibert and Catoni \[2010\]](#)¹). *Assume $\sup_{\theta \in \Theta} \|\theta\|_2 \leq 1$, $\text{ess sup} \|\phi(x)\|_2 \leq H$ and $|y| \leq C$ for all possible data (x, y) . If $\bar{\theta}_i = \underset{\theta \in \Theta}{\text{argmin}} \frac{1}{m_i} \sum_{j=1}^{m_i} (y_i^j - f(\theta, x_i^j))^2$. Then*

$$\mathbb{E}_i \left[(f(\bar{\theta}_i, x) - f(\theta^*, x))^2 \right] \leq \kappa(H + C)^2 \frac{d+1}{m_i}$$

where κ is a numerical constant.

[Theorem 3](#) shows that with standard boundness constraints, general linear regression satisfies the condition [Equation 1](#) in [Lemma 2](#). Note that [Lemma 2](#) further requires $\bar{\theta}_i$ is an unbiased estimator. This can be achieved by making the following standard assumptions. For agent i , define $X_i = [\phi(x_i^1), \dots, \phi(x_i^{m_i})]^\top$ and $Y_i = [y_i^1, \dots, y_i^{m_i}]^\top$, if we further assume $X_i^\top X_i$ is invertible and $(X_i^\top X_i)^{-1} X_i^\top Y_i \in \Theta$. Then the empirical risk minimizer in [Theorem 3](#) is $\bar{\theta}_i = (X_i^\top X_i)^{-1} X_i^\top Y_i$, which is known to be unbiased.

Besides [Theorem 3](#), there are several special cases in linear regression where the error admits closed-form solutions. For example, in the case when $f(\theta, x) = \langle \theta, x \rangle$ ($\phi(x_i^j) = x_i^j, \forall i, j$) and let $\mathbb{E}[v_i^2] = \mu_v$ denote the expectation of the noise variance, [Donahue and Kleinberg \[2021\]](#) give the following theorem.

Theorem 4 (Theorem 4.1 of [Donahue and Kleinberg \[2021\]](#)). *If D_i is a d -dimensional multivariate normal distribution with zero mean and $f(\theta, x) = \langle \theta, x \rangle$, then for $\bar{\theta}_i = (X_i^\top X_i)^{-1} X_i^\top Y_i$, we have*

$$\mathbb{E}_i \left[(f(\bar{\theta}_i, x) - f(\theta^*, x))^2 \right] = \frac{d\mu_v}{m_i - d - 1}$$

In the case of mean estimation, the error is $\frac{\mu_v}{m_i}$.

These closed-form solutions utilize unbiased estimators and satisfy the condition [Equation 1](#) in [Lemma 2](#), ensuring tightness of [Lemma 2](#) and the following analysis.

¹Compared with the original version, we convert their error measure to an equivalent form and further take expectation over the dataset

For the preceding discussion, we assume $\bar{\theta}_i$ is unbiased and every agent shares the same θ^* . Although these are standard and compatible with our problem, we also discuss how to relax them in [Appendix A.2](#). Specifically, removing these assumptions will introduce certain structural errors that are fixed given all distributions, but as long as [Equation 1](#) holds, the controllable portion of the error through sample allocation remains $\mathcal{O}\left(\sum_{j=1}^n \frac{(W_{ij}^{-1})^2}{m_j}\right)$ similar to [Lemma 2](#), which ensures that our analysis based on this bound hold for more general settings. Note that even though $\bar{\theta}_i$ is biased, [Equation 1](#) can still hold. This is exemplified in [Theorem 3](#) as well as in ridge regression shown below.

Ridge regression. When $f(\theta, x) = \langle \theta, x \rangle$, we have the following theorem for ridge regression.

Theorem 5 (Theorem 1 of [Mourtada and Rosasco \[2022\]](#)). Assume $v_i^2 \leq \sigma^2$, and $\|x\|_2 \leq R$ for any $x \sim D_i$. If $\bar{\theta}_i = \operatorname{argmin}_{\theta \in \Theta} \frac{1}{m_i} \sum_{j=1}^{m_i} \left(y_i^j - f(\theta, x_i^j)\right)^2 + \lambda \|\theta\|_2^2$ with $\lambda = \Theta\left(\frac{R^2}{m_i}\right)$, then

$$\mathbb{E}_i \left[\left(f(\bar{\theta}_i, x) - f(\theta^*, x) \right)^2 \right] \leq \mathcal{O} \left(\frac{\sigma^2 d + R^2 \|\theta^*\|_2^2}{m_i} \right)$$

[Theorem 5](#) shows that with proper choice of λ , ridge regression with biased ERM estimator also satisfies the [Equation 1](#) condition in [Lemma 2](#).

Besides the bounds discussed above, there are several other generalization error bounds for linear regression that admit $\mathcal{O}\left(\frac{1}{m_i}\right)$ rate. Some of them require weak assumptions but utilize more complex estimators beyond empirical risk minimization (ERM). Instances include projection estimators when the data distribution is known and specially crafted PAC-Bayesian estimators, offering sharp bounds under relaxed conditions, as detailed in [Audibert and Catoni \[2010\]](#) and [Audibert and Catoni \[2011\]](#). Nonetheless, we focus on the ERM estimator for its intuitive alignment with human learning processes. [Hsu et al. \[2012\]](#) also considers the ERM solution and obtains $\mathcal{O}\left(\frac{1}{m_i}\right)$ error bounds even though the underlying model is not linear. However, their results require m_i is sufficiently large, which may not hold in our study of total sample complexity. More discussion and comparison of existing linear regression error bounds can be found in Section 2.5 of [Hsu et al. \[2012\]](#) and Section 1 of [Audibert and Catoni \[2010\]](#).

[Lemma 2](#) (as well as [Lemma 16](#) in [Appendix A.2](#) for more general settings) actually analyze the generalized error of model federation $\hat{\theta}_i = \sum_{j=1}^n w_{ij} \bar{\theta}_j$ where $\bar{\theta}_j = \operatorname{argmin}_{\theta} L(\theta, S_j)$ for a certain loss function L and w_{ij} 's are the normalized weights. This scheme is referred as *fine-grained federated learning* in [Donahue and Kleinberg \[2021\]](#) and is different from the standard federated learning objective [[Mohri et al., 2019](#), [Chen et al., 2021](#), [Fallah et al., 2021](#), [Hu et al., 2023](#)], where they study the performance of $\tilde{\theta} = \operatorname{argmin}_{\theta} \sum_{i=1}^n w_i L(\theta, S_i)$ where L is the loss function and w_i 's are the normalized weights. Existing results mostly focus on the model that minimizes the weighted average loss while our bound investigates the weighted sum of local models that minimize the corresponding local errors. To the best of our knowledge, [Donahue and Kleinberg \[2021\]](#) gave the first error bound for such model federation but they only show $\mathcal{O}\left(\sum_{j=1}^n \frac{w_{ij}^2}{m_j}\right)$ bound for very constrained cases ([Theorem 4](#)). Our [Lemma 2](#) shows that this trend holds for much broader problems.

2.3 Total sample complexity for opinion formation

Using technique tools in the preceding sections, we initiate the study of total sample complexity of opinion formation. Recall that we want to ensure that at the equilibrium, every node on the network has a model with

a small generalization error. Specifically, we want to ensure $\mathbb{E}_i \left[(f(\theta_i^{\epsilon q}, x) - f(\theta_i^*, x))^2 \right] \leq \epsilon$ for any $i \in [n]$ and a given $\epsilon > 0$. From Equation 1 in Lemma 2, using $M(\epsilon) = \frac{\epsilon}{K}$ data samples is enough for an individual agent to ensure its local model $\bar{\theta}_i$ has low error. We define the influence factor matrix \mathbf{v} with $[\mathbf{v}]_{ij} = v_{ij}$.

The Total Sample Complexity (TSC) problem. We define the total sample complexity $TSC(G, \mathbf{v}, \epsilon)$ as the minimum number of samples $\sum_i m_i$, which ensures that for each node i , the equilibrium solution $\theta_i^{\epsilon q}$ corresponding for opinion formation on graph G with influence factor \mathbf{v} , has generalization error at most ϵ . A characterization of TSC is formulated in Theorem 6.

Theorem 6. For any $\epsilon > 0$, let $(m_i^*, i = 1, \dots, n)$ denote an optimal solution of the following optimization problem as a measure of the minimum samples for opinion formation on graph G with influence factor \mathbf{v} .

Primal (P)

$$\begin{aligned} \min_{m_1, \dots, m_n} \quad & \sum_{i=1}^n m_i \\ \text{s.t.} \quad & \sum_{j=1}^n \frac{(W_{ij}^{-1})^2}{m_j} \leq \frac{1}{M(\epsilon)}, \quad \forall i \\ & m_i > 0, \quad \forall i \end{aligned}$$

Dual (D)

$$\begin{aligned} \max_{\lambda_1, \dots, \lambda_n} \quad & 2 \sum_{i=1}^n \sqrt{\sum_{j=1}^n \lambda_j (W_{ij}^{-1})^2} - \frac{1}{M(\epsilon)} \sum_{i=1}^n \lambda_i \\ \text{s.t.} \quad & \lambda_i \geq 0, \quad \forall i \end{aligned}$$

where $M(\epsilon) = \frac{\epsilon}{K}$. Then, $\sum_{i=1}^n m_i^* \leq TSC(G, \mathbf{v}, \epsilon) + n$.

Note that every m_i should be an integer but the optimization in Theorem 6 consider a continuous relaxation where $m_i > 0$. However, we show that our solution gives an n -additive approximation to TSC; this is, in general, a very good approximation since we have $m_i^* \geq 1$ for all i . In the following sections, for simplification, we abuse the notation and use $TSC(G, \mathbf{v}, \epsilon)$ to denote the solution of the optimization in Theorem 6.

3 Network Effects on Total Sample Complexity

In this section, we will show the solution property of the optimization in Theorem 6 for different networks. In Section 3.1, we consider arbitrary influence weights and show empirical tight upper and lower bounds. In Section 3.2, we investigate the uniform-influence-weight case and derive interpretable bounds related to degree. We further show asymptotically tight bound for different special network structures. In this section, we further simplify the notation by using $L_i(\theta)$ to represent $\mathbb{E}_i \left[(f(\theta, x) - f(\theta^*, x))^2 \right]$.

3.1 Total sample complexity bounds for networks with general influence factors

With the formulation in Theorem 6, we investigate the total sample complexity for a given network to make sure every agent learns a good model. A trivial bound is $M(\epsilon) \leq TSC(G, \mathbf{v}, \epsilon) \leq nM(\epsilon)$ which means learning through the game is always more beneficial than learning individually but needs at least the samples for one agent to learn a good model. In Theorem 7, together with this trivial bound, we derive a new bound that has excellent empirical performance (shown in Section 4). All proofs in this subsection are given in Appendix B.

Since W^{-1} is positive-definite, from the Schur product theorem, $(W^{-1}) \circ (W^{-1})$ is also positive-definite where \circ is the Hadamard product (element-wise product). Define $B = ((W^{-1}) \circ (W^{-1}))^{-1}$ and $[B]_{ij} = b_{ij}$. Theorem 7 establishes a bound for graphs with general influence factors, which is empirically tight from our experiments.

Theorem 7. Let $\gamma_i = \max\{0, \sum_{j=1}^n \frac{b_{ij}}{(\sum_{k=1}^n b_{jk})^2}\}$ for every $i \in [n]$, then we have

$$\max\left\{\sum_{i=1}^n \left(2\sqrt{\sum_{j=1}^n \gamma_j (W_{ij}^{-1})^2} - \gamma_i\right), 1\right\} \leq \frac{TSC(G, \mathbf{v}, \epsilon)}{M(\epsilon)} \leq \min\left\{\sum_{i=1}^n \frac{1}{\sum_{j=1}^n b_{ij}}, n\right\}$$

Assigning $\frac{1}{\sum_{j=1}^n b_{ij}}M(\epsilon)$ samples to node i can make sure at the equilibrium, every agent $i \in [n]$ has error $L_i(\theta_i^{eq}) \leq \epsilon$.

Although the above two bounds give good empirical estimations to the TSC, deriving closed-form solution for the optimization is still interesting, and is investigated in [Lemma 8](#) under a certain condition.

Lemma 8. If $\sum_{j=1}^n \frac{b_{ij}}{(\sum_{k=1}^n b_{jk})^2} \geq 0$ for all $i \in [n]$, $TSC(G, \mathbf{v}, \epsilon) = \sum_{i=1}^n \frac{1}{\sum_{j=1}^n b_{ij}}M(\epsilon)$ where the optimal $m_i^* = \frac{1}{\sum_{j=1}^n b_{ij}}M(\epsilon)$ and now the dual variable $\lambda_i^* = \sum_{j=1}^n \frac{b_{ij}}{(\sum_{k=1}^n b_{jk})^2}M^2(\epsilon)$ for all $i \in [n]$

Since the condition in [Lemma 8](#) does not always hold for any graph, one open problem is to characterize the graphs that satisfy this condition. It is easy to verify that this condition holds for cliques; empirical results in [Section 4](#) suggest that it may also hold (with high probability) for random d -regular graphs.

3.2 Total sample complexity bounds for networks with uniform influence factors

Although the bounds in [Theorem 7](#) are tight empirically, they are unintuitive and do not guarantee theoretical tightness. To solve this issue, we further investigate the natural case where the influence weights are uniform. Let $TSC(G, \alpha, \epsilon)$ be the solution of the optimization in [Theorem 6](#) when all $v_{ij} = \alpha$. [Theorem 9](#) shows a more interpretable bound for $TSC(G, \alpha, \epsilon)$ related to degree, and serves as the first step to derive tight bounds for several specific graph classes.

Theorem 9.

$$\sum_{i=1}^n \frac{1}{(\alpha d_i + 1)^2}M(\epsilon) \leq TSC(G, \alpha, \epsilon) \leq \sum_{i=1}^n \frac{\alpha + 1}{\alpha d_i + 1}M(\epsilon)$$

Assigning $\frac{\alpha+1}{\alpha d_i + 1}M(\epsilon)$ samples to node i can make sure at the equilibrium, every agent $i \in [n]$ has error $L_i(\theta_i^{eq}) \leq \epsilon$.

The proof is deferred to [Appendix C](#). From [Theorem 9](#), roughly speaking, the optimal sample allocation should be inversely proportional to the node degrees. This has interesting policy implications; in contrast to other social network models, e.g., the classic work on influence maximization [Kempe et al. \[2003\]](#), our result suggests that allocating more resources to low-connectivity agents benefits the network at large. We provide empirical validation in [Section 4](#).

With the help of [Theorem 9](#), we could show asymptotically tight bounds for several graph classes by leveraging their unique properties. We first focus on two simple cases.

Lemma 10. For n -clique,

$$TSC(G, \alpha, \epsilon) = \left(1 + \frac{n-1}{(n\alpha + 1)^2}\right)M(\epsilon)$$

in which every agent has sample size $\frac{(\alpha+1)^2 + (n-1)\alpha^2}{(n\alpha+1)^2}M(\epsilon)$.

Lemma 11. For an n -agent star graph,

$$\frac{n-1}{(\alpha+1)^2}M(\epsilon) \leq TSC \leq nM(\epsilon)$$

Lemma 11 can be directly derived from Theorem 9. Thus, if α is a constant, then $TSC = \Theta(M(\epsilon))$ for a clique and $TSC = \Theta(nM(\epsilon))$ for a star.

Then we show several cases in which the $\mathcal{O}\left(\sum_{i=1}^n \frac{1}{d_i}\right)$ upper bound in Theorem 9 can be improved to $\mathcal{O}\left(\sum_{i=1}^n \frac{1}{d_i^2}\right)$ that matches the lower bound. Our proof techniques rely on upper-bounding the total sample complexity via spectral properties of the graph Laplacian matrix. Details can be found in Appendix C.

Lemma 12. For a d -dimensional hypercube where $d = \log n$, s.t. n is a power of 2, if $\alpha \geq \frac{3}{8}$, we have $TSC(G, \alpha, \epsilon) = \Theta\left(\frac{nM(\epsilon)}{d^2}\right)$. Assigning $m_i = \Theta\left(\frac{M(\epsilon)}{d^2}\right)$ to agent i suffices to ensure $L_i(\theta_i^{eq}) \leq \epsilon$ for every $i \in [n]$.

Lemma 13. For a random d -regular graph, with probability of at least $1 - O(n^{-\tau})$ where $\tau = \lceil \frac{\sqrt{d-1}+1}{2} \rceil - 1$

(1) If $d \geq \frac{\sqrt{n}}{\alpha}$, $TSC(G, \alpha, \epsilon) = \Theta(M(\epsilon))$. Assigning $m_i = \Theta\left(\frac{M(\epsilon)}{n}\right)$ to agent i suffices to ensure $L_i(\theta_i^{eq}) \leq \epsilon$ for every $i \in [n]$.

(2) If $d < \frac{\sqrt{n}}{\alpha}$, $TSC(G, \alpha, \epsilon) = \Theta\left(\frac{nM(\epsilon)}{\alpha^2 d^2}\right)$. Assigning $m_i = \Theta\left(\frac{M(\epsilon)}{\alpha^2 d^2}\right)$ to agent i suffices to ensure $L_i(\theta_i^{eq}) \leq \epsilon$ for every $i \in [n]$.

When G is a d -regular expander. We define $\tau(G) = \min_{|S|:|S| \leq n/2} \frac{|\partial S|}{d|S|}$ (where $\partial S = \{(u, v) \in E : u \in S, v \in V \setminus S\}$) as the edge expansion of the graph G . In other words, the edge expansion is a measure of how well-connected the graph is. Alternatively, it can be seen as a lower bound on the probability that if a random edge is chosen from any fixed subset of vertices S , the edge will have one endpoint outside S .

Lemma 14. For a d -regular expander G with edge expansion $\tau(G)$, we have that:

(1) When $d \leq \frac{\sqrt{n}}{\alpha\tau(G)^2}$, then $TSC \leq \mathcal{O}\left(\frac{nM(\epsilon)}{\alpha^2 d^2 \tau(G)^4}\right)$. Assigning $m_i = \Theta\left(\frac{M(\epsilon)}{\alpha^2 d^2 \tau(G)^4}\right)$ to agent i suffices to ensure $L_i(\theta_i^{eq}) \leq \epsilon$ for every $i \in [n]$.

(2) When $d > \frac{\sqrt{n}}{\alpha\tau(G)^2}$, then $TSC \leq \mathcal{O}(M(\epsilon))$. Assigning $m_i = \Theta\left(\frac{M(\epsilon)}{n}\right)$ to agent i suffices to ensure $L_i(\theta_i^{eq}) \leq \epsilon$ for every $i \in [n]$.

Thus for regular graphs with constant expansion, following Theorem 9 and Lemma 14, we have that $TSC = \Theta\left(\frac{nM(\epsilon)}{\alpha^2 d^2}\right)$ for $d < O\left(\frac{\sqrt{n}}{\alpha}\right)$ and $TSC = \Theta(M(\epsilon))$ for $d > \Omega\left(\frac{\sqrt{n}}{\alpha}\right)$.

Remark 15. The bounds given in Lemma 13 and Lemma 14 suggest that graph expansion is inversely related to the total sample complexity. However, note that the hypercube has expansion $O\left(\frac{1}{\log n}\right) = o(1)$ but admits a tight sample complexity of $\Theta\left(\frac{nM(\epsilon)}{d^2}\right)$, in contrast to the upper bound for general expanders. A natural open question is to see if there exist other families of graphs having $o(1)$ expansion, for which the sample complexity is close to $\Theta\left(\frac{nM(\epsilon)}{d^2}\right)$.

4 Experiments

We use experiments on both synthetic and real-world networks to further understand the TSC, distribution of samples, and the quality of our bounds. We observe good agreement with many of our theoretical results.

Note that in our convex program (P) in [Theorem 6](#), if we change $M(\epsilon)$ to $kM(\epsilon)$ for any $k \in \mathbb{R}^+$, the optimal solution (m_1^*, \dots, m_n^*) will become (km_1^*, \dots, km_n^*) . Thus, $\frac{m_i^*}{M(\epsilon)}$ is a fixed value for any $i \in [n]$. We care about this ratio which uses $M(\epsilon)$ as a benchmark to measure sample assignment. In our experiments, all samples are calculated in this normalized version. To solve the optimization (P) exactly, we reformulate it to a second-order cone programming (SOCP) and then use the solver CVXOPT ([Andersen et al. \[2013\]](#)) to solve it. More details can be found in [Appendix D](#). We now describe the networks used in our experiments.

Synthetic networks. We use three types of synthetic networks: scale-free (**SF**) networks [Barabási and Albert \[1999\]](#), random d-regular graphs (**RR**), and Erdos-Renyi random graphs (**ER**). The exact parameters for these graphs used in different experiments are given in [Appendix E](#).

Real-world networks. The networks we use (labeled as **RN**) are shown in [Table 1](#) with their features (d_{max}/d_{min} are the largest/smallest degree and err_u/err_l will be defined later). We use the 130bit network, the econ-mahindas network ([Rossi and Ahmed \[2015\]](#)), the ego-Facebook network ([Leskovec and Mcauley \[2012\]](#)), and the email-Eu-core temporal network ([Paranjape et al. \[2017\]](#)). The last two networks are also in [Leskovec and Krevl \[2014\]](#).

Network	Nodes	Edges	err_u	err_l
ego-Facebook	4039	88234	27%	24%
Econ	1258	7620	6.6%	1.3%
Email-Eu	986	16064	30%	21%
130bit	584	6067	41%	36%

Table 1: Real-world networks and bound performance

Our results are summarized below.

Distribution of samples. Here we assume the influence factors are uniform and $\alpha = 1$. We show how the sample assignment is related to degrees in the optimal solution on different kinds of networks: scale-free ([Figures 1\(a\) and 1\(b\)](#)), Erdos-Renyi random networks ([Figures 1\(c\) and 1\(d\)](#)), and real-world networks ([Figures 1\(e\), 1\(f\) and 1\(g\)](#)). [Figures 1\(a\), 1\(c\), 1\(e\) and 1\(f\)](#) show the average number of samples for each degree; [Figure 1\(f\)](#) only shows this trends for degrees larger than 8. [Figure 1\(b\), 1\(d\) and 1\(g\)](#) show the variance of sample number for each degree.

Our main observations are: (1) The samples assigned to nodes with the same degree tend to be almost the same (i.e., the variance is small), (2) Fewer samples tend to be assigned to high-degree agents, and (3) The behavior is quite consistent in both synthetic and real networks. The first two observations are consistent with [Theorem 9](#), which states that assigning $\mathcal{O}(\frac{1}{d_i})M(\epsilon)$ samples to agent i can make sure everyone learns a good model.

Tightness of bounds. We empirically show the performance of the bounds in [Theorem 7](#). Here, all influence factors v_{ij} s are generated randomly from $[0, 1]$ (please see [Appendix E](#) for more details, including on other influence factors). For each network, the random influence factors are generated 100 times. Let err_u and err_l be the maximum relative error of the upper and lower bound in [Theorem 7](#) respectively among these random experiments. We visualize the performance of bounds by choosing the random experiment such that err_u is reached and see that those two bounds are very tight on synthetic networks: (1) for SF ([Figure 2\(a\)](#)), the maximum $err_u = 5.3\%$ and the maximum $err_l = 0.9\%$, (2) for RR ([Figure 2\(b\)](#)), the maximum $err_u = 5e-3\%$ and the maximum $err_l = 3e-6\%$, and (3) for ER ([Figure 2\(c\)](#)), the maximum $err_u = 0.9\%$ and the maximum $err_l = 7.4\%$.

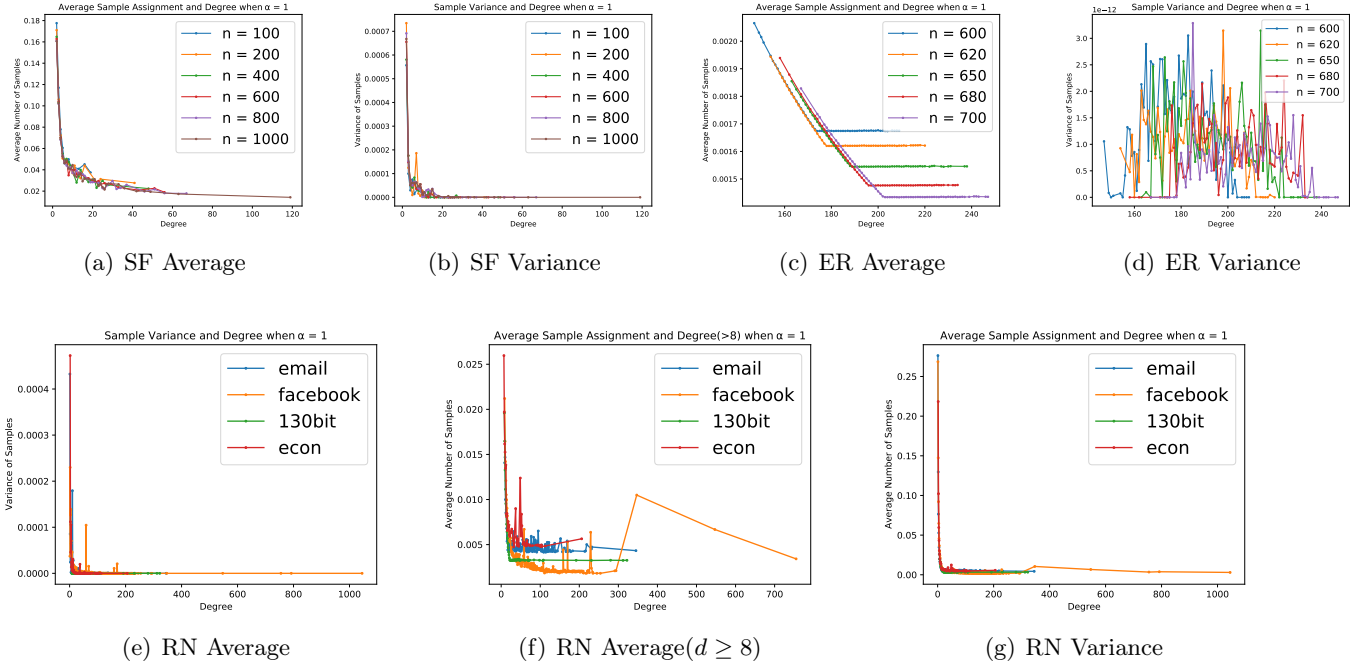


Figure 1: Relationship between sample distribution and degree for different networks when $\alpha = 1$. The x-axis is node degree and the y-axis is the average or variance of $N^d = \{m_i^* : d_i = d, i \in [n]\}$ where m_i^* is the sample assigned to agent i at the optimal point.

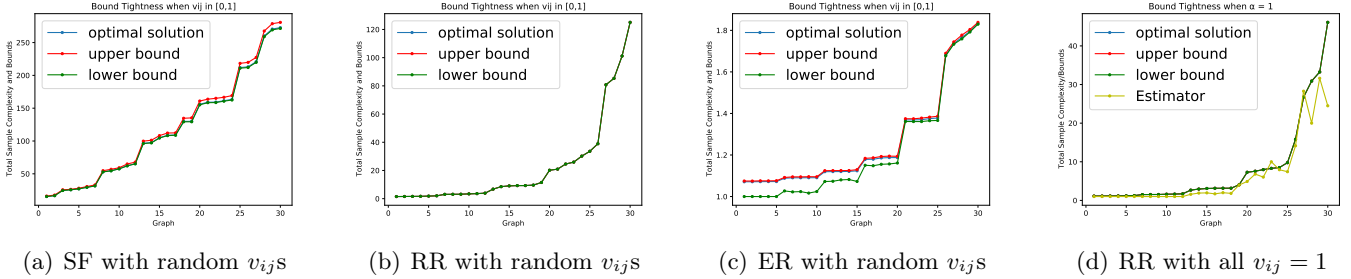


Figure 2: Bound tightness for synthetic networks

Surprisingly, the upper and lower bounds coincide with the optimal solution for random regular graphs. We speculate that random regular graphs satisfy the condition in [Lemma 8](#) (with high probability), which makes these two bounds equal to the optimal solution. [Table 1](#) shows the performance of our bounds for real-world networks, which are relatively tight for all of them.

We also test the performance of the asymptotically tight bounds for random d -regular graphs in [Lemma 13](#) when the influence factors are uniform with $v_{ij} = \alpha = 1$. In [Figure 2\(d\)](#), the yellow estimator line is $\max\{\frac{n}{d^2}, 1\}$ for an n -node d -regular graph. It is very close to the optimal solution, which supports our theoretical bounds.

Impact of influence factors. Informally, we observe that when α is relatively small, the sample assignment tends to be independent of n but if α is large, when n gets larger, fewer samples tend to be assigned to nodes with the same degree. Another observation is that the performance of bounds in [Theorem 7](#) tends to become worse when the influence factors get larger. These results are presented detailedly in [Appendix E](#).

5 Discussion and future work

While there has been a lot of work on opinion formation games, the generalization error of the equilibrium solution has not been considered before. We extend the game-theoretic framework of the opinion-averaging process from [Bindel et al. \[2015\]](#), using the approach of [Haghtalab et al. \[2021\]](#), and introduce the Total Sample Complexity (TSC) problem, which corresponds to the minimum total number of samples that ensures that the equilibrium solution has low generalization error. We present tight bounds on the TSC, and analyze the structure of optimal sample distributions. Our results show that the network helps in reducing the TSC, and its structure plays an important role. The inverse dependence on the degree of a node is a counter-intuitive finding.

Our formulation opens the door to numerous intriguing future works. For instance, our findings have currently only been validated for (generalized) linear regression. It is valuable to explore whether other learning problems admit the error bound in [Lemma 2](#). Two potential learning approaches are kernel methods and soft SVM with hinge loss. Moreover, it turns out that our problem formulation is similar to the best arm identification problem for multi-armed bandits with fixed confidence [[Karnin et al., 2013](#)]. It is interesting to extend our results analog to the fixed budget setting [[Karnin et al., 2013](#)] for best arm identification. Namely, assuming the number of samples is fixed, how to assign them to minimize the total error? Another future direction is to consider individual-level incentives for sample collection, building on the recent results of [Blum et al. \[2021\]](#).

References

- Daron Acemoglu and Asuman Ozdaglar. Opinion dynamics and learning in social networks. *Dynamic Games and Applications*, 1(1):3–49, 2011.
- Daron Acemoglu, Victor Chernozhukov, and Muhamet Yildiz. Learning and disagreement in an uncertain world, 2006.
- Martin S Andersen, Joachim Dahl, Lieven Vandenberghe, et al. Cvxopt: A python package for convex optimization. *abel. ee. ucla. edu/cvxopt*, 88, 2013.
- Jean-Yves Audibert and Olivier Catoni. Linear regression through pac-bayesian truncation. *arXiv preprint arXiv:1010.0072*, 2010.
- Jean-Yves Audibert and Olivier Catoni. Robust linear least squares regression. 2011.
- Abhijit V Banerjee. A simple model of herd behavior. *The quarterly journal of economics*, 107(3):797–817, 1992.
- Albert-László Barabási and Réka Albert. Emergence of scaling in random networks. *science*, 286(5439):509–512, 1999.
- Sushil Bikhchandani, David Hirshleifer, and Ivo Welch. A theory of fads, fashion, custom, and cultural change as informational cascades. *Journal of political Economy*, 100(5):992–1026, 1992.
- David Bindel, Jon Kleinberg, and Sigal Oren. How bad is forming your own opinion? *Games and Economic Behavior*, 92:248–265, 2015.
- Avrim Blum, Nika Haghtalab, Ariel D. Procaccia, and Mingda Qiao. Collaborative pac learning. In *Proceedings of the 31st International Conference on Neural Information Processing Systems*, NIPS’17, page 2389–2398, Red Hook, NY, USA, 2017. Curran Associates Inc. ISBN 9781510860964.
- Avrim Blum, Nika Haghtalab, Richard Lanus Phillips, and Han Shao. One for one, or all for all: Equilibria and optimality of collaboration in federated learning. In *International Conference on Machine Learning*, pages 1005–1014. PMLR, 2021.
- Stephen Boyd, Stephen P Boyd, and Lieven Vandenberghe. *Convex optimization*, pages 232–236. Cambridge university press, 2004.
- Jiecao Chen, Qin Zhang, and Yuan Zhou. Tight bounds for collaborative pac learning via multiplicative weights. *Advances in neural information processing systems*, 31, 2018.
- Shuxiao Chen, Qinqing Zheng, Qi Long, and Weijie J Su. A theorem of the alternative for personalized federated learning. *arXiv preprint arXiv:2103.01901*, 2021.
- Morris H DeGroot. Reaching a consensus. *Journal of the American Statistical association*, 69(345):118–121, 1974.
- Peter M DeMarzo, Dimitri Vayanos, and Jeffrey Zwiebel. Persuasion bias, social influence, and unidimensional opinions. *The Quarterly journal of economics*, 118(3):909–968, 2003.
- Kate Donahue and Jon Kleinberg. Model-sharing games: Analyzing federated learning under voluntary participation. In *Proceedings of the AAAI Conference on Artificial Intelligence*, volume 35, pages 5303–5311, 2021.

- Alireza Fallah, Aryan Mokhtari, and Asuman Ozdaglar. Generalization of model-agnostic meta-learning algorithms: Recurring and unseen tasks. *Advances in Neural Information Processing Systems*, 34:5469–5480, 2021.
- Noah E Friedkin and Eugene C Johnsen. Social influence and opinions. *Journal of Mathematical Sociology*, 15 (3-4):193–206, 1990.
- Joel Friedman. A proof of alon’s second eigenvalue conjecture. In *Proceedings of the thirty-fifth annual ACM symposium on Theory of computing*, pages 720–724, 2003.
- Benjamin Golub and Matthew O Jackson. How homophily affects diffusion and learning in networks. *arXiv preprint arXiv:0811.4013*, 2008.
- Nika Haghtalab, Matthew O Jackson, and Ariel D Procaccia. Belief polarization in a complex world: A learning theory perspective. *Proceedings of the National Academy of Sciences*, 118(19):e2010144118, 2021.
- Nika Haghtalab, Michael Jordan, and Eric Zhao. On-demand sampling: Learning optimally from multiple distributions. *Advances in Neural Information Processing Systems*, 35:406–419, 2022.
- Daniel Hsu, Sham M Kakade, and Tong Zhang. Random design analysis of ridge regression. In *Conference on learning theory*, pages 9–1. JMLR Workshop and Conference Proceedings, 2012.
- Xiaolin Hu, Shaojie Li, and Yong Liu. Generalization bounds for federated learning: Fast rates, unparticipating clients and unbounded losses. In *The Eleventh International Conference on Learning Representations*, 2023. URL <https://openreview.net/forum?id=-EHqoysUYLx>.
- Matthew O Jackson. *Social and economic networks*. Princeton university press, 2010.
- Zohar Karnin, Tomer Koren, and Oren Somekh. Almost optimal exploration in multi-armed bandits. In *International Conference on Machine Learning*, pages 1238–1246. PMLR, 2013.
- David Kempe, Jon Kleinberg, and Éva Tardos. Maximizing the spread of influence through a social network. In *Proceedings of the Ninth ACM SIGKDD International Conference on Knowledge Discovery and Data Mining*, KDD ’03, page 137–146, New York, NY, USA, 2003. Association for Computing Machinery. ISBN 1581137370.
- Anusha Lalitha, Shubhanshu Shekhar, Tara Javidi, and Farinaz Koushanfar. Fully decentralized federated learning. In *Third workshop on Bayesian Deep Learning (NeurIPS)*, 2018.
- Anusha Lalitha, Osman Cihan Kilinc, Tara Javidi, and Farinaz Koushanfar. Peer-to-peer federated learning on graphs. *arXiv preprint arXiv:1901.11173*, 2019.
- Jure Leskovec and Andrej Krevl. SNAP Datasets: Stanford large network dataset collection. <http://snap.stanford.edu/data>, June 2014.
- Jure Leskovec and Julian McAuley. Learning to discover social circles in ego networks. *Advances in neural information processing systems*, 25, 2012.
- Brendan McMahan, Eider Moore, Daniel Ramage, Seth Hampson, and Blaise Aguera y Arcas. Communication-efficient learning of deep networks from decentralized data. In *Artificial intelligence and statistics*, pages 1273–1282. PMLR, 2017.
- Mehryar Mohri, Gary Sivek, and Ananda Theertha Suresh. Agnostic federated learning. In *International Conference on Machine Learning*, pages 4615–4625. PMLR, 2019.

- Jaouad Mourtada and Lorenzo Rosasco. An elementary analysis of ridge regression with random design. *Comptes Rendus. Mathématique*, 360(G9):1055–1063, 2022.
- Huy Nguyen and Lydia Zakyntinou. Improved algorithms for collaborative pac learning. *Advances in Neural Information Processing Systems*, 31, 2018.
- Christos H Papadimitriou and Mihalis Yannakakis. On complexity as bounded rationality. In *Proceedings of the twenty-sixth annual ACM symposium on Theory of computing*, pages 726–733, 1994.
- Ashwin Paranjape, Austin R Benson, and Jure Leskovec. Motifs in temporal networks. In *Proceedings of the tenth ACM international conference on web search and data mining*, pages 601–610, 2017.
- Ryan A. Rossi and Nesreen K. Ahmed. The network data repository with interactive graph analytics and visualization. In *AAAI*, 2015. URL <https://networkrepository.com>.
- Ariel Rubinstein. *Modeling bounded rationality*. MIT press, 1998.
- Herbert A Simon. *Administrative behavior*. Simon and Schuster, 2013.
- Lones Smith and Peter Sørensen. Pathological outcomes of observational learning. *Econometrica*, 68(2):371–398, 2000.
- Daniel A. Spielman. Spectral and algebraic graph theory incomplete draft, dated december 4, 2019. 2019. URL <http://cs-www.cs.yale.edu/homes/spielman/sagt/sagt.pdf>.
- David M Young. *Iterative solution of large linear systems*, pages 42–44. Elsevier, 2014.

A Missing proof in Section 2

A.1 Missing proof in Section 2.1

Lemma 1. The unique Nash equilibrium $\theta^{eq} = (\theta_1^{eq}, \dots, \theta_n^{eq})^\top$ of the above game is $\theta^{eq} = W^{-1}\bar{\theta}$ where $W_{ij} = \begin{cases} \sum_{j \in N(i)} v_{ij} + 1 & j = i \\ -v_{ij} & j \in N(i) \\ 0 & j \notin N(i), j \neq i \end{cases}$ and $\bar{\theta} = (\bar{\theta}_1, \dots, \bar{\theta}_n)$. When all $v_{ij} = \alpha \geq 0$, $W_{ij} = \begin{cases} \alpha d_i + 1 & j = i \\ -\alpha & j \in N(i) \\ 0 & j \notin N(i), j \neq i \end{cases}$

Proof. For any agent i , given $\theta_j (j \in N(i))$, by setting the gradient of the loss function to zero, we have the best response for i is $\theta_i = \frac{\bar{\theta}_i + \sum_{j \in N(i)} v_{ij} \theta_j}{1 + \sum_{j \in N(i)} v_{ij}}$. An action profile $\theta^{eq} = (\theta_1^{eq}, \dots, \theta_n^{eq})^\top$ is a Nash equilibrium if and only if for any i , $\theta_i^{eq} = \frac{\bar{\theta}_i + \sum_{j \in N(i)} v_{ij} \theta_j^{eq}}{1 + \sum_{j \in N(i)} v_{ij}}$, which is equivalent to $(\sum_{j \in N(i)} v_{ij} + 1)\theta_i^{eq} - \sum_{j \in N(i)} v_{ij} \theta_j^{eq} = \bar{\theta}_i$ for

any i . Combining all these equations, we have $W\theta^{eq} = \bar{\theta}$ where $W_{ij} = \begin{cases} \sum_{j \in N(i)} v_{ij} + 1 & j = i \\ -v_{ij} & j \in N(i) \\ 0 & j \notin N(i), j \neq i \end{cases}$

Note that $W = \mathcal{L} + I_n$ where \mathcal{L} is the weighted Laplacian matrix of the graph G and I_n is the $n \times n$ identity matrix. Since \mathcal{L} is positive semi-definite, W is positive definite. Thus W is invertible and $\theta^{eq} = W^{-1}\bar{\theta}$. Given the graph structure, θ^{eq} is unique and thus the Nash equilibrium is unique. When all $v_{ij} = \alpha$, we can simplify

$$W_{ij} = \begin{cases} \alpha d_i + 1 & j = i \\ -\alpha & j \in N(i) \\ 0 & j \notin N(i), j \neq i \end{cases} \quad \text{by direct calculation.} \quad \square$$

A.2 Missing proof in Section 2.2 and discussions on general settings

Lemma 2. For any agent i , given

$$\mathbb{E}_i \left[(f(\bar{\theta}_i, x) - f(\theta^*, x))^2 \right] \leq \frac{K}{m_i}$$

where K is independent of m_i and $f(\theta, x)$ is linear for θ . Then, if for any i , $\bar{\theta}_i$ is an unbiased estimator of θ^* , we have

$$\mathbb{E}_i \left[\left(f \left(\sum_{j=1}^n w_{ij} \bar{\theta}_j, x \right) - f(\theta^*, x) \right)^2 \right] \leq K \sum_{j=1}^n \frac{w_{ij}^2}{m_j}$$

where $\sum_{j=1}^n w_{ij} = 1$ and $w_{ij} \geq 0$ for all $i, j \in [n]$. We further show that $\sum_{j=1}^n W_{ij}^{-1} = 1$ and $W_{ij}^{-1} > 0$ which implies

$$\mathbb{E}_i \left[(f(\theta_i^{eq}, x) - f(\theta^*, x))^2 \right] \leq K \sum_{j=1}^n \frac{(W_{ij}^{-1})^2}{m_j}$$

Proof. For any agent i , given

$$\mathbb{E}_i \left[(f(\bar{\theta}_i, x) - f(\theta^*, x))^2 \right] \leq \frac{K}{m_i}$$

, for any normalized weights such that $\sum_{j=1}^n w_{ij} = 1$ and $w_{ij} \geq 0$ for all $i, j \in [n]$, we have

$$\begin{aligned}
& \mathbb{E}_i \left[\left(f \left(\sum_{j=1}^n w_{ij} \bar{\theta}_j, x \right) - f(\theta^*, x) \right)^2 \right] \\
&= \mathbb{E}_i \left[\left(\sum_{j=1}^n w_{ij} f(\bar{\theta}_j, x) - f(\theta^*, x) \right)^2 \right] && (f(\theta, x) \text{ is linear for } \theta) \\
&= \mathbb{E}_i \left[\left(\sum_{j=1}^n w_{ij} (f(\bar{\theta}_j, x) - f(\theta^*, x)) \right)^2 \right] && (\sum_{j=1}^n w_{ij} = 1) \\
&= \mathbb{E}_i \left[\sum_{j=1}^n w_{ij}^2 (f(\bar{\theta}_j, x) - f(\theta^*, x))^2 \right] + \sum_{j=1}^n \sum_{k \neq j} w_{ij} w_{ik} \mathbb{E}_i [(f(\bar{\theta}_j, x) - f(\theta^*, x)) (f(\bar{\theta}_k, x) - f(\theta^*, x))] \\
&= \sum_{j=1}^n w_{ij}^2 \mathbb{E}_i [(f(\bar{\theta}_j, x) - f(\theta^*, x))^2] && (\bar{\theta}_i, \forall i \in [n] \text{ are unbiased estimator}) \\
&\leq K \sum_{j=1}^n \frac{w_{ij}^2}{m_j}
\end{aligned}$$

Since $v_{ij} > 0$, every non-diagonal element in W is negative. On the other hand, since $W = \mathcal{L} + I$ where \mathcal{L} is the weighted Laplacian matrix of G , W is symmetric and positive definite. Thus W is a Stieltjes matrix. From [Young \[2014\]](#), the inverse of any Stieltjes matrix is a non-negative matrix. Thus, W^{-1} is a non-negative matrix.

Let $\bar{1}$ be the vector in which all elements are 1. Since $W\bar{1} = \alpha L\bar{1} + \bar{1} = \bar{1}$, we have $\bar{1} = W^{-1}W\bar{1} = W^{-1}\bar{1}$. Thus, $\sum_{j=1}^n (W^{-1})_{ij} = 1$ for any i and $(W^{-1})_{ij} \in [0, 1]$. Since the best response update for i is $\theta_i = \frac{\bar{\theta}_i + \sum_{j \in N(i)} v_{ij} \theta_j}{1 + \sum_{j \in N(i)} v_{ij}}$, the final weight $(W_{ij})^{-1} = 0$ if and only if i and j are not connected. Since we consider a connected network (or we can consider different connected components separately), we have $W_{ij}^{-1} > 0$. Thus, W_{ij}^{-1} 's are normalized weights and given $\theta_i^{eq} = \sum_{j=1}^n W_{ij}^{-1} \bar{\theta}_j$ from [Lemma 2](#), we have

$$\mathbb{E}_i \left[(f(\theta_i^{eq}, x) - f(\theta^*, x))^2 \right] \leq K \sum_{j=1}^n \frac{(W_{ij}^{-1})^2}{m_j}$$

□

So far, we only consider the setting where we can easily construct unbiased estimators and every agent shares the same ground-truth parameter θ^* . In this subsection, we will go beyond these two assumptions and show that in more general settings, the term that can be controlled by samples remains the same while other additional terms are structural errors that are fixed given all data distributions.

Now we consider the following settings. Every agent $i \in [n]$ has a data set $\mathcal{S}_i = \{(x_i^j, y_i^j)\}_{j \in [m_i]}$ with $m_i > 0$ samples, where $x_i^j \in R^d$ and $y_i^j = (\theta_i^*)^\top x_i^j + \eta_i^j$ with $E[\eta_i^j] = 0$ and $\text{Var}[\eta_i^j] = v_i^2$. The noise η_i^j 's are independent for all i, j . For any d -dimensional vector x (e.g. θ_i^*, x_i^j), we use $x(k)$, $k \in [d]$ to denote the k -th dimension of x . In the data generating process, θ_i^*, v_i^2, x_i^j are all random variables drawn from the following distributions.

- For every agent i , $\theta_i^* \in R^d$ is drawn independently from distribution Θ . Let $\text{Var}(\theta_i^*) = \sigma^2$. Let $\theta_i^*(k)$ be the k dimension of θ_i^* , we define $\text{Var}(\theta_i^*(k)) = \sigma_k^2$ for all $k \in [d]$.

- v_i^2 s for every agent i are drawn independently from distribution V with $\mathbb{E}[v_i^2] = \mu_v$.
- For every agent i , for all $j \in [m_i]$, the d dimensional data point x_i^j is independently drawn from D_i .

Let $X_i = \begin{bmatrix} (x_i^1)^T \\ \vdots \\ (x_i^{m_i})^T \end{bmatrix} \in \mathbb{R}^{m_i \times d}$ be the data matrix, $Y_i = \begin{bmatrix} y_i^1 \\ \vdots \\ y_i^{m_i} \end{bmatrix} \in \mathbb{R}^{m_i \times 1}$ and $\eta_i = \begin{bmatrix} \eta_i^1 \\ \vdots \\ \eta_i^{m_i} \end{bmatrix} \in \mathbb{R}^{m_i \times 1}$. To measure the performance of a given model θ , we still use the expected square loss but take expectation on all the above parameters. Namely, for a data-dependent model $\theta(\bigcup_{i=1}^n S_i)$, we use the expected error

$$\mathbb{E}_{x \sim D_i, (\forall i, \theta_i^* \sim \Theta, X_i \sim D_i^{m_i}, v_i^2 \sim V, \eta_i)}[(x^T \theta - x^T \theta_i^*)^2]$$

to measure the performance of θ for agent i . Note that this expectation is taken from all random variables. We also denote it in short by

$$\mathbb{E}_{total}^i[(x^T \theta - x^T \theta_i^*)^2]$$

Lemma 16. *For every agent i with model $\bar{\theta}_i$, assume we have*

$$\mathbb{E}_{total}^i \left[\left(x^\top \bar{\theta}_i - x^\top \theta_i^* \right)^2 \right] \leq \frac{K}{m_i}$$

where K is independent of m_i . Moreover, for any agent $i \in [n]$, let $\mathbb{E}[\bar{\theta}_i] - \theta_i^* = b_i$, which denotes the bias of estimator $\bar{\theta}_i$. Let $\hat{\theta}_i = \sum_{j=1}^n w_{ij} \bar{\theta}_j$ where $\sum_{j=1}^n w_{ij} = 1$ and $w_{ij} \geq 0$, we have

$$\mathbb{E}_{total}^i \left[\left(x^\top \hat{\theta}_i - x^\top \theta_i^* \right)^2 \right] = L_i + T_i$$

where

$$L_i \leq K \sum_{j=1}^n \frac{w_{ij}^2}{m_j}$$

$$T_i = \sum_{j=1}^n \sum_{k \neq i} w_{ij} w_{ik} b_j^\top \mathbb{E}_{x \sim D_i} [x^\top x] b_k + \left(\sum_{j \neq i} w_{ij}^2 + \left(\sum_{j \neq i} w_{ij} \right)^2 \right) \cdot \sum_{k=1}^d \mathbb{E}_{x \sim D_i} [(x(k))^2] \cdot \sigma_k^2$$

Proof. Let $\hat{\theta}_i^* = \sum_{j=1}^n w_{ij} \theta_j^*$, we have

$$\begin{aligned} & \mathbb{E}_{total}^i \left[\left(x^\top \hat{\theta}_i - x^\top \theta_i^* \right)^2 \right] \\ &= \mathbb{E}_{total}^i \left[\left(x^\top \hat{\theta}_i - x^\top \hat{\theta}_i^* + x^\top \hat{\theta}_i^* - x^\top \theta_i^* \right)^2 \right] \\ &= \underbrace{\mathbb{E}_{total}^i \left[\left(x^\top \hat{\theta}_i - x^\top \hat{\theta}_i^* \right)^2 \right]}_{\text{term1}} + \underbrace{\mathbb{E}_{total}^i \left[\left(x^\top \hat{\theta}_i^* - x^\top \theta_i^* \right)^2 \right]}_{\text{term2}} + \underbrace{2 \mathbb{E}_{total}^i \left[\left(x^\top \hat{\theta}_i - x^\top \hat{\theta}_i^* \right) \cdot \left(x^\top \hat{\theta}_i^* - x^\top \theta_i^* \right) \right]}_{\text{term3}} \end{aligned}$$

For **term1**, we have

$$\begin{aligned}
& \mathbb{E}_{total}^i \left[\left(x^\top \widehat{\theta}_i - x^\top \widehat{\theta}_i^* \right)^2 \right] \\
&= \mathbb{E}_{total}^i \left[\left(\sum_{j=1}^n x^\top (w_{ij} \bar{\theta}_j - w_{ij} \theta_j^*) \right)^2 \right] \\
&= \mathbb{E}_{total}^i \left[\sum_{j=1}^n w_{ij}^2 \left(x^\top \bar{\theta}_j - x^\top \theta_j^* \right)^2 \right] + \sum_{j=1}^n \sum_{k \neq j} w_{ij} w_{ik} \mathbb{E}_{total}^i \left[\left(x^\top (\bar{\theta}_j - \theta_j^*) \cdot x^\top (\bar{\theta}_k - \theta_k^*) \right) \right] \\
&= \sum_{j=1}^n w_{ij}^2 \mathbb{E}_{total}^i \left[\left(x^\top \bar{\theta}_j - x^\top \theta_j^* \right)^2 \right] + \sum_{j=1}^n \sum_{k \neq j} w_{ij} w_{ik} b_j^\top \mathbb{E}_{x \sim D_i} \left[x^\top x \right] b_k \\
&\leq K \sum_{j=1}^n \frac{w_{ij}^2}{m_j} + \sum_{j=1}^n \sum_{k \neq j} w_{ij} w_{ik} b_j^\top \mathbb{E}_{x \sim D_i} \left[x^\top x \right] b_k
\end{aligned}$$

From the proof of Theorem 4.2 in [Donahue and Kleinberg \[2021\]](#), **term2** is

$$\left(\sum_{j \neq i} w_{ij}^2 + \left(\sum_{j \neq i} w_{ij} \right)^2 \right) \cdot \sum_{k=1}^d \mathbb{E}_{x \sim D_i} [(x(k))^2] \cdot \sigma_k^2$$

Now consider **term3**, we have

$$\begin{aligned}
& \mathbb{E}_{X_i \sim D_i^{m_i}, v_i^2 \sim V, \eta_i \forall i} \left[\sum_{j=1}^n w_{ij} \left(x^\top (\bar{\theta}_j - \theta_j^*) \right) \right] = \sum_{j=1}^n w_{ij} x^\top b_j \\
& \mathbb{E}_{\theta_i^* \sim \Theta, \forall i} \left[x^\top \widehat{\theta}_i^* - x^\top \theta_i^* \right] = x^\top \left(\sum_{j=1}^n w_{ij} \mathbb{E}_{\theta_j^* \sim \Theta} [\theta_j^*] - \mathbb{E}_{\theta_i^* \sim \Theta} [\theta_i^*] \right) = 0
\end{aligned}$$

Thus, **term3** = 0. Combining all these three terms finishes the proof. \square

From [Lemma 16](#), the expected error can be decomposed into two components. The first part L_i captures the variance of models and can be controlled by the number of samples. On the other hand, the T_i term is fixed given all data distributions, which denotes the inherent bias of the system. Such bias originates from two sources. Firstly, it arises from the discrepancy between estimators and ground-truth models, occurring when the optimal parameter is absent from the hypothesis class or when an extra regularization term is employed to manage variance (e.g. ridge regression). The second part of bias comes from the difference in the ground-truth models among agents. Given L_i has the same structure as the bounds in [Lemma 2](#) and T_i is fixed, the sample assignment policy derived from our optimization framework is also applicable to this general settings.

A.3 Missing proof in [Section 2.3](#)

Theorem 6. For any $\epsilon > 0$, let $(m_i^*, i = 1, \dots, n)$ denote an optimal solution of the following optimization problem as a measure of the minimum samples for opinion formation on graph G with influence factor \mathbf{v} .

Primal (P)

$$\begin{aligned} \min_{m_1, \dots, m_n} \quad & \sum_{i=1}^n m_i \\ \text{s.t.} \quad & \sum_{j=1}^n \frac{(W_{ij}^{-1})^2}{m_j} \leq \frac{1}{M(\epsilon)}, \quad \forall i \\ & m_i > 0, \quad \forall i \end{aligned}$$

Dual (D)

$$\begin{aligned} \max_{\lambda_1, \dots, \lambda_n} \quad & 2 \sum_{i=1}^n \sqrt{\sum_{j=1}^n \lambda_j (W_{ij}^{-1})^2} - \frac{1}{M(\epsilon)} \sum_{i=1}^n \lambda_i \\ \text{s.t.} \quad & \lambda_i \geq 0, \quad \forall i \end{aligned}$$

where $M(\epsilon) = \frac{\epsilon}{K}$. Then, $\sum_{i=1}^n m_i^* \leq TSC(G, \mathbf{v}, \epsilon) + n$.

Proof. Recall that the definition of $TSC(G, \mathbf{v}, \epsilon)$ is the minimum number of samples $\sum_i m_i$, which ensures that for each node i , the equilibrium solution θ_i^{eq} corresponding for opinion formation on graph G with influence factor \mathbf{v} , has generalization error at most ϵ . Given [Lemma 2](#), $TSC(G, \mathbf{v}, \epsilon)$ is defined as the solution of the following integer programming.

$$\begin{aligned} \min_{m_1, \dots, m_n} \quad & \sum_{i=1}^n m_i \\ \text{s.t.} \quad & \sum_{j=1}^n \frac{(W_{ij}^{-1})^2}{m_j} \leq \frac{1}{M(\epsilon)}, \quad \forall i \\ & m_i \in \mathbb{Z}^+, \quad \forall i \end{aligned}$$

The primal optimization (P) is a continuous relaxation of this integer programming. Specifically, we have $\sum_{i=1}^n m_i^* \leq TSC(G, \mathbf{v}, \epsilon) \leq \sum_{i=1}^n \lceil m_i^* \rceil \leq \sum_{i=1}^n m_i^* + n$. Thus, the optimal solution gives an n -additive approximation to the integer program.

Now we investigate the dual form. The Lagrangian of optimization (P) is

$$L = \sum_{i=1}^n m_i + \sum_{i=1}^n \lambda_i \left(\sum_{j=1}^n \frac{w_{ij}^2}{m_j} - \frac{1}{M(\epsilon)} \right) \quad (\lambda_i \geq 0)$$

in domain $m_i > 0, \forall i$. When $\lambda_i = 0$ for all i , we have $\inf_{m_1, \dots, m_n} L = 0$. When $\exists \lambda_i \neq 0$, from $\frac{\partial L}{\partial m_i} = 1 - \sum_{j=1}^n \lambda_j \frac{w_{ji}^2}{m_i^2}$,

the Lagrangian function gets minimum value when $m_i = \sqrt{\sum_{j=1}^n \lambda_j w_{ij}^2} > 0$. Now

$$\begin{aligned} \min_{m_1, \dots, m_n} L &= \sum_{i=1}^n \sqrt{\sum_{j=1}^n \lambda_j w_{ij}^2} + \sum_{i=1}^n \lambda_i \left(\sum_{j=1}^n \frac{w_{ij}^2}{\sqrt{\sum_{k=1}^n \lambda_k w_{kj}^2}} - \frac{1}{M(\epsilon)} \right) \\ &= \sum_{i=1}^n \sqrt{\sum_{j=1}^n \lambda_j w_{ij}^2} + \sum_{j=1}^n \left(\frac{\sum_{i=1}^n \lambda_i w_{ij}^2}{\sqrt{\sum_{k=1}^n \lambda_k w_{kj}^2}} \right) - \frac{1}{M(\epsilon)} \sum_{i=1}^n \lambda_i \\ &= 2 \sum_{i=1}^n \sqrt{\sum_{j=1}^n \lambda_j w_{ij}^2} - \frac{1}{M(\epsilon)} \sum_{i=1}^n \lambda_i \end{aligned}$$

Thus when $\exists \lambda_i \neq 0$, the maxmin problem of Lagrangian is

$$\begin{aligned} \max_{\lambda_1, \dots, \lambda_n} & 2 \sum_{i=1}^n \sqrt{\sum_{j=1}^n \lambda_j w_{ij}^2} - \frac{1}{M(\epsilon)} \sum_{i=1}^n \lambda_i \\ \text{s.t.} & \lambda_i \geq 0, \forall i \quad \exists \lambda_i \neq 0 \end{aligned}$$

Note that when all $\lambda_i = 0$, this optimization is 0 which matches the infimum of the Lagrangian function when all $\lambda_i = 0$. Thus we can remove the constraint $\exists \lambda_i \neq 0$. The dual problem of optimization (P) is:

$$\begin{aligned} \max_{\lambda_1, \dots, \lambda_n} & 2 \sum_{i=1}^n \sqrt{\sum_{j=1}^n \lambda_j w_{ij}^2} - \frac{1}{M(\epsilon)} \sum_{i=1}^n \lambda_i \\ \text{s.t.} & \lambda_i \geq 0, \forall i \end{aligned}$$

□

B Missing proof in Section 3.1

To simplify notations, assume $a_{ij} = (W^{-1})_{ij}$ for all $i, j \in [n]$. Since W^{-1} is positive-definite, from the Schur product theorem, $(W^{-1}) \circ (W^{-1})$ is also positive-definite where \circ is the Hadamard product (element-wise product). Let $B = ((W^{-1}) \circ (W^{-1}))^{-1}$ and $[B]_{ij} = b_{ij}$.

Lemma 17. $\sum_{j=1}^n b_{ij} > 0$ for all $i \in [n]$

Proof. Let $W_2 = W^{-1} \circ W^{-1}$, we have $W_2^{-1} = B$. Let $W_2^*, (W^{-1})^*$ be the adjoint matrix of W_2, W^{-1} respectively. We have $B = W_2^{-1} = \frac{1}{\det(W_2)} W_2^*$. Consider the sum of the n^{th} row of B , to prove it is positive, since $\det(W_2)$ is positive, we only need to prove the sum of the n^{th} row of W_2^* is positive. The n^{th} -row sum of W_2^* is $\det(W_2(n))$ where $W_2(n)$ is generated by replacing the n^{th} row of W_2 to all one

vector. Similarly, we can define $W^{-1}(n) = \begin{bmatrix} a_{11} & \cdots & a_{1n} \\ \vdots & \ddots & \vdots \\ a_{(n-1)1} & \cdots & a_{(n-1)n} \\ 1 & \cdots & 1 \end{bmatrix}$. Since W^{-1} is positive definite, the first

$(n-1)$ leading principal minors of $W^{-1}(n)$, which are exactly the same as W^{-1} , are positive. On the other

hand, $\det(W^{-1}(n)) = \sum_{j=1}^n (W^{-1})_{nj}^* = \det(W^{-1}) \sum_{j=1}^n W_{nj} = \det(W^{-1}) > 0$. Thus, $W^{-1}(n)$ is positive definite. Note that $W_2(n) = W^{-1}(n) \circ W^{-1}(n)$, from Schur product theorem, $W_2(n)$ is positive definite. Thus $\det(W_2(n)) > 0$, which means $\sum_{j=1}^n b_{nj} > 0$. By relabeling each node to n , we can get $\sum_{j=1}^n b_{ij} > 0$ for all $i \in [n]$. \square

We first prove [Lemma 8](#) which will guide us to derive the [Theorem 7](#).

Lemma 8. *When $\sum_{j=1}^n \frac{b_{ij}}{(\sum_{k=1}^n b_{jk})^2} \geq 0$ for all $i \in [n]$, the closed-form solution of the optimization (P) is $\sum_{i=1}^n \frac{1}{\sum_{j=1}^n b_{ij}} M(\epsilon)$ when $\lambda_i = \sum_{j=1}^n \frac{b_{ij}}{(\sum_{k=1}^n b_{jk})^2} M^2(\epsilon)$ and $m_i = \frac{1}{\sum_{j=1}^n b_{ij}} M(\epsilon)$ for all $i \in [n]$*

Proof. Since primal optimization is a convex optimization problem. Following Slater condition [[Boyd et al., 2004](#)], strong duality holds because there is a point that strictly satisfies all constraints. Thus, we can only consider the solution of dual form.

$$\begin{aligned} \max_{\lambda_1, \dots, \lambda_n} \quad & 2 \sum_{i=1}^n \sqrt{\sum_{j=1}^n \lambda_j a_{ij}^2} - \frac{1}{M(\epsilon)} \sum_{i=1}^n \lambda_i \\ \text{s.t.} \quad & \lambda_i \geq 0, \forall i \end{aligned}$$

Let $g(\lambda)$ be the objective function of optimization (D). Setting gradient to zero, we have $\frac{\partial g}{\partial \lambda_k} = \sum_{i=1}^n \frac{a_{ik}^2}{\sqrt{\sum_{j=1}^n \lambda_j a_{ij}^2}} -$

$$\frac{1}{M(\epsilon)} = \sum_{i=1}^n \frac{a_{ki}^2}{\sqrt{\sum_{j=1}^n \lambda_j a_{ij}^2}} - \frac{1}{M(\epsilon)} = 0 \text{ for any } i. \text{ Let } \frac{1}{\sqrt{\sum_{j=1}^n \lambda_j a_{ij}^2}} = p(i), \text{ we have } \begin{bmatrix} a_{11}^2 & \cdots & a_{1n}^2 \\ a_{21}^2 & \cdots & a_{2n}^2 \\ \vdots & \ddots & \vdots \\ a_{n1}^2 & \cdots & a_{nn}^2 \end{bmatrix} \begin{bmatrix} p(1) \\ \vdots \\ p(n) \end{bmatrix} =$$

$\begin{bmatrix} \frac{1}{M(\epsilon)} \\ \vdots \\ \frac{1}{M(\epsilon)} \end{bmatrix}$. The matrix here is equivalent to $(W^{-1}) \circ (W^{-1})$ where \circ denotes the Hadamard product of

two matrices. Since W is positive definite, W^{-1} is also positive definite. From Schur product theorem, $(W^{-1}) \circ (W^{-1})$ is positive definite and then is invertible. Since $B = ((W^{-1}) \circ (W^{-1}))^{-1}$ and $[B]_{ij} = b_{ij}$, we have $p(i) = \frac{1}{M(\epsilon)} \sum_{j=1}^n b_{ij}$. In [Lemma 17](#), we have shown that $\sum_{j=1}^n b_{ij} > 0$, thus, this solution is valid.

Considering λ_i , we have $\sum_{j=1}^n \lambda_j a_{ij}^2 = \frac{1}{p^2(i)}$ for any i . Thus $\begin{bmatrix} a_{11}^2 & \cdots & a_{1n}^2 \\ a_{21}^2 & \cdots & a_{2n}^2 \\ \vdots & \ddots & \vdots \\ a_{n1}^2 & \cdots & a_{nn}^2 \end{bmatrix} \begin{bmatrix} \lambda_1 \\ \vdots \\ \lambda_n \end{bmatrix} = \begin{bmatrix} \frac{1}{p^2(1)} \\ \vdots \\ \frac{1}{p^2(n)} \end{bmatrix}$. We have

$\lambda_i = \sum_{j=1}^n \frac{b_{ij}}{p^2(j)} = \sum_{j=1}^n \frac{b_{ij}}{(\sum_{k=1}^n b_{jk})^2} M^2(\epsilon)$. (Note that it can be negative) This solution is valid if and only if

$\sum_{j=1}^n \frac{b_{ij}}{(\sum_{k=1}^n b_{jk})^2} \geq 0$ for any $i \in [n]$. If this solution is valid, the optimal solution is:

$$\begin{aligned}
& 2 \sum_{i=1}^n \sqrt{\sum_{j=1}^n \lambda_j a_{ij}^2} - \frac{1}{M(\epsilon)} \sum_{i=1}^n \lambda_i \\
&= 2 \sum_{i=1}^n \frac{1}{p(i)} - \frac{1}{M(\epsilon)} \sum_{i=1}^n \sum_{j=1}^n \frac{b_{ij}}{(\sum_{k=1}^n b_{jk})^2} M^2(\epsilon) \\
&= 2M(\epsilon) \sum_{i=1}^n \frac{1}{\sum_{j=1}^n b_{ij}} - M(\epsilon) \sum_{j=1}^n \frac{\sum_{i=1}^n b_{ij}}{(\sum_{k=1}^n b_{kj})^2} \\
&= 2M(\epsilon) \sum_{i=1}^n \frac{1}{\sum_{j=1}^n b_{ij}} - M(\epsilon) \sum_{i=1}^n \frac{1}{\sum_{j=1}^n b_{ij}} \\
&= M(\epsilon) \sum_{i=1}^n \frac{1}{\sum_{j=1}^n b_{ij}}
\end{aligned}$$

From KKT conditions, setting the gradient of the Lagrangian function of (P) to zero, we have

$$\begin{aligned}
m_i &= \sqrt{\sum_{k=1}^n \lambda_k a_{ik}^2} \\
&= M(\epsilon) \sqrt{\sum_{k=1}^n \sum_{t=1}^n \frac{b_{kt}}{(\sum_{j=1}^n b_{tj})^2} a_{ik}^2} \\
&= M(\epsilon) \sqrt{\sum_{t=1}^n \frac{1}{(\sum_{j=1}^n b_{tj})^2} \sum_{k=1}^n a_{ik}^2 b_{kt}} \\
&= M(\epsilon) \sqrt{\sum_{t=1}^n \frac{1}{(\sum_{j=1}^n b_{tj})^2} I_{it}} \\
&= \frac{1}{\sum_{j=1}^n b_{ij}} M(\epsilon)
\end{aligned}$$

where I_{it} is the element on the i -th row and t -th column of identity matrix I . The fourth equality comes from $B = (W^{-1} \circ W^{-1})^{-1}$ where the $(W^{-1} \circ W^{-1})_{ij} = a_{ij}^2$. \square

Theorem 7. Let $\gamma_i = \max\{0, \sum_{j=1}^n \frac{b_{ij}}{(\sum_{k=1}^n b_{jk})^2}\}$ for every $i \in [n]$, then we have

$$\max\left\{2 \sum_{i=1}^n \sqrt{\sum_{j=1}^n \gamma_j (W_{ij}^{-1})^2} - \sum_{i=1}^n \gamma_i, 1\right\} M(\epsilon) \leq TSC(G, \mathbf{v}, \epsilon) \leq \min\left\{\sum_{i=1}^n \frac{1}{\sum_{j=1}^n b_{ij}}, n\right\} M(\epsilon)$$

Assigning $\frac{1}{\sum_{j=1}^n b_{ij}} M(\epsilon)$ samples to node i can make sure at the equilibrium, every agent $i \in [n]$ has error $L_i(\theta_i^{eq}) \leq \epsilon$.

Proof. (1) $TSC(G, \mathbf{v}, \epsilon) \leq nM(\epsilon)$ is trivial because $m_i = M(\epsilon)$ for any i is a feasible solution for the optimization (P) because $\sum_{j=1}^n (W_{ij}^{-1})^2 \leq 1$ for any $i \in [n]$

(2) Let $\bar{m} = (\frac{1}{m_1}, \dots, \frac{1}{m_n})^T$, $\bar{M} = (\frac{1}{M(\epsilon)}, \dots, \frac{1}{M(\epsilon)})^T$. In optimization (P), setting the first constraints to equality for every $i \in [n]$, we have $(W^{-1} \circ W^{-1})\bar{m} = \bar{M}$. From Lemma 17, the solution $\bar{m} = B\bar{M}$ is feasible ($m_i > 0, \forall i$). Now $\frac{1}{m_i} = \frac{\sum_{j=1}^n b_{ij}}{M(\epsilon)}$, $m_i = \frac{1}{\sum_{j=1}^n b_{ij}} M(\epsilon)$, and $\sum_{i=1}^n m_i = \sum_{i=1}^n \frac{1}{\sum_{j=1}^n b_{ij}} M(\epsilon)$. Since \bar{m} is in the feasible region, $TSC(G, \alpha, \epsilon) \leq \sum_{i=1}^n \frac{1}{\sum_{j=1}^n b_{ij}} M(\epsilon)$. Thus, $TSC(G, \mathbf{v}, \epsilon) \leq \sum_{i=1}^n \frac{1}{\sum_{j=1}^n b_{ij}} M(\epsilon)$. Assigning $\frac{1}{\sum_{j=1}^n b_{ij}} M(\epsilon)$ samples to node i can make sure at the equilibrium, for every agent $i \in [n]$, $L_i(\theta_i^{eq}) \leq \epsilon$.

(3) In the dual form (D), $\lambda_i = \frac{M(\epsilon)^2}{n}$ for any i is a feasible solution. From strong duality, we have

$$\begin{aligned} TSC(G, \mathbf{v}, \epsilon) &\geq 2M(\epsilon) \sum_{i=1}^n \sqrt{\frac{1}{n} \sum_{j=1}^n (W_{ij}^{-1})^2 - M(\epsilon)} \\ &\geq 2M(\epsilon) \sum_{i=1}^n \sqrt{\frac{1}{n} \left(\frac{\sum_{j=1}^n W_{ij}^{-1}}{\sqrt{n}} \right)^2 - M(\epsilon)} && \text{(Cauchy-Schwarz)} \\ &\geq M(\epsilon) && (\sum_{j=1}^n W_{ij}^{-1} \text{ for all } i) \end{aligned}$$

(4) The other lower bound is inspired by Lemma 8 and truncate all λ_i to $\max\{0, \sum_{j=1}^n \frac{b_{ij}}{(\sum_{k=1}^n b_{jk})^2}\}$ to ensure they are in the feasible set of the dual form (D). \square

C Missing proof in Section 3.2

To simplify notations, assume $a_{ij} = (W^{-1})_{ij}$ for all $i, j \in [n]$. We will first list more observations related to a_{ij} .

Observation 18. $\frac{1}{\alpha d_i + 1} \leq a_{ii} \leq \frac{1}{\alpha + 1} \frac{1}{d_i + 1}$.

Proof. From $WW^{-1} = I$, we have $(d_i \alpha + 1)a_{ii} - \alpha \sum_{j \in N(i)} a_{ij} = 1$. From $a_{ii} + \sum_{j \neq i} a_{ij} = 1$, we have $(d_i \alpha + 1)a_{ii} - \alpha(1 - a_{ii}) \leq 1$, which is equivalent to $a_{ii} \leq \frac{1}{\alpha + 1} \frac{1}{d_i + 1}$. On the other hand, $(d_i \alpha + 1)a_{ii} \geq 1$, $a_{ii} \geq \frac{1}{d_i \alpha + 1}$. Thus $\frac{1}{\alpha d_i + 1} \leq a_{ii} \leq \frac{1}{\alpha + 1} \frac{1}{d_i + 1}$. \square

Observation 19. $a_{ij} \leq \frac{\alpha}{\alpha \max\{d_i, d_j\} + 1}$ for $i \neq j$.

Proof. From $WW^{-1} = I$, we have $(d_i \alpha + 1)a_{ij} - \alpha \sum_{k \in N(i)} a_{kj} = 0$. Combining with $\sum_{k \in N(i)} a_{kj} = \sum_{k \in N(i)} a_{jk} \leq 1$, we have $a_{ij} \leq \frac{\alpha}{\alpha d_i + 1}$. Similarly, we get $a_{ji} \leq \frac{\alpha}{\alpha d_j + 1}$. Since $a_{ij} = a_{ji}$, we have $a_{ij} \leq \frac{\alpha}{\alpha \max\{d_i, d_j\} + 1}$. \square

Theorem 9.

$$\sum_{i=1}^n \frac{1}{(\alpha d_i + 1)^2} M(\epsilon) \leq TSC(G, \alpha, \epsilon) \leq \sum_{i=1}^n \frac{\alpha + 1}{\alpha d_i + 1} M(\epsilon)$$

Assigning $\frac{\alpha + 1}{\alpha d_i + 1} M(\epsilon)$ samples to node i can make sure at the equilibrium, every agent $i \in [n]$ has error $L_i(\theta_i^{eq}) \leq \epsilon$.

Proof. (1) For the upper bound, let $m_i = \frac{|S|}{\alpha d_i + 1}$. The optimization (P) then becomes

$$\begin{aligned} \min_{|S|} \quad & |S| \sum_{i=1}^n \frac{1}{\alpha d_i + 1} \\ \text{s.t.} \quad & \frac{1}{|S|} \sum_{j=1}^n a_{ij}^2 (\alpha d_j + 1) \leq \frac{1}{M(\epsilon)}, \quad \forall i \\ & |S| > 0 \end{aligned}$$

The optimal solution is $p_{inv}^* = M(\epsilon) \left(\sum_{i=1}^n \frac{1}{\alpha d_i + 1} \right) \max_i \{ \sum_{j=1}^n a_{ij}^2 (\alpha d_j + 1) \}$ when $|S| = M(\epsilon) \max_i \{ \sum_{j=1}^n a_{ij}^2 (d_j + 1) \}$. From Observation 18 and Observation 19,

$$\begin{aligned} \sum_{j=1}^n a_{ij}^2 (\alpha d_j + 1) &= a_{ii}^2 (\alpha d_i + 1) + \sum_{j \neq i} a_{ij}^2 (\alpha d_j + 1) \\ &\leq a_{ii} \frac{\alpha + 1}{\alpha d_i + \alpha + 1} (\alpha d_i + 1) + \sum_{j \neq i} a_{ij} \frac{\alpha}{\alpha \max\{d_i, d_j\} + 1} (\alpha d_j + 1) \\ &\leq a_{ii} \frac{\alpha + 1}{\alpha d_i + 1} (\alpha d_i + 1) + \sum_{j \neq i} a_{ij} \frac{\alpha + 1}{\alpha d_j + 1} (\alpha d_j + 1) \\ &= (\alpha + 1) \sum_{j=1}^n a_{ij} \\ &= (\alpha + 1) \end{aligned}$$

Note that this bound holds for all i , thus we have

$$\begin{aligned} p_{inv}^* &= M(\epsilon) \left(\sum_{i=1}^n \frac{1}{\alpha d_i + 1} \right) \max_i \{ \sum_{j=1}^n a_{ij}^2 (\alpha d_j + 1) \} \\ &\leq M(\epsilon) \left(\sum_{i=1}^n \frac{\alpha + 1}{\alpha d_i + 1} \right) \end{aligned}$$

Thus, $TSC(G, \alpha, \epsilon) \leq p_{inv}^* \leq \left(\sum_{i=1}^n \frac{\alpha + 1}{\alpha d_i + 1} \right) M(\epsilon)$.

(2) For the lower bound, we utilize the dual form (D). Let $\lambda_i = \lambda (\alpha d_i + 1)^x > 0$ where $x \in R$ will be optimized later. The dual optimization then becomes

$$\begin{aligned} \max_{\lambda} \quad & 2\sqrt{\lambda} \sum_{i=1}^n \sqrt{\sum_{j=1}^n a_{ij}^2 (\alpha d_j + 1)^x} - \frac{\lambda}{M(\epsilon)} \sum_{i=1}^n (\alpha d_i + 1)^x \\ \text{s.t.} \quad & \lambda > 0 \end{aligned}$$

Let $d_{power}^*(x)$ be the solution of this optimization given $x \in R$. Since the objective function is a quadratic function, the function gets maximal value when

$$\sqrt{\lambda} = M(\epsilon) \frac{\sum_{i=1}^n \sqrt{\sum_{j=1}^n a_{ij}^2 (\alpha d_j + 1)^x}}{\sum_{i=1}^n (\alpha d_i + 1)^x} > 0$$

Thus,

$$d_{power}^*(x) = M(\epsilon) \frac{(\sum_{i=1}^n \sqrt{\sum_{j=1}^n a_{ij}^2 (\alpha d_j + 1)^x})^2}{\sum_{i=1}^n (\alpha d_i + 1)^x}$$

From Observation 18, we have $a_{ii}^2 \geq \frac{1}{(d_i \alpha + 1)^2}$, thus

$$\begin{aligned} d_{power}^*(x) &= M(\epsilon) \frac{(\sum_{i=1}^n \sqrt{\sum_{j=1}^n a_{ij}^2 (\alpha d_j + 1)^x})^2}{\sum_{i=1}^n (\alpha d_i + 1)^x} \\ &\geq M(\epsilon) \frac{(\sum_{i=1}^n (\alpha d_j + 1)^{\frac{x-2}{2}})^2}{\sum_{i=1}^n (\alpha d_i + 1)^x} \end{aligned}$$

Note that this holds for all $x \in \mathbb{R}$, to get the tightest bound, we should find the maximal value of the last term. By Cauchy-Schwarz inequality, we have

$$\begin{aligned} \frac{(\sum_{i=1}^n (\alpha d_j + 1)^{\frac{x-2}{2}})^2}{\sum_{i=1}^n (\alpha d_i + 1)^x} &\leq \sum_{i=1}^n \frac{((\alpha d_j + 1)^{\frac{x-2}{2}})^2}{(\alpha d_i + 1)^x} \\ &= \sum_{i=1}^n \frac{1}{(\alpha d_i + 1)^2} \end{aligned}$$

This maximum value is achieved when $x = -2$. Thus $d_{power}^*(x) \geq M(\epsilon) \sum_{i=1}^n \frac{1}{(\alpha d_i + 1)^2}$. \square

Lemma 10. For n -clique, $TSC(G, \alpha, \epsilon) = (1 + \frac{n-1}{(n\alpha+1)^2})M(\epsilon)$, every agent has the same number of samples $\frac{(\alpha+1)^2 + (n-1)\alpha^2}{(n\alpha+1)^2} M(\epsilon)$.

Proof. For n -clique, we have
$$\begin{bmatrix} 1 + (n-1)\alpha & -\alpha & \cdots & -\alpha \\ -\alpha & 1 + (n-1)\alpha & \cdots & -\alpha \\ \vdots & \ddots & \ddots & \vdots \\ -\alpha & -\alpha & \cdots & 1 + (n-1)\alpha \end{bmatrix} \begin{bmatrix} \theta_1^{eq} \\ \theta_2^{eq} \\ \vdots \\ \theta_n^{eq} \end{bmatrix} = \begin{bmatrix} \bar{\theta}_1 \\ \bar{\theta}_2 \\ \vdots \\ \bar{\theta}_n \end{bmatrix}.$$
 The solution

to this system is $\hat{\theta}_i = \frac{(\alpha+1)\bar{\theta}_i + \alpha \sum_{j \neq i} \bar{\theta}_j}{n\alpha+1}$ for any $i \in [n]$. Thus for any i , $a_{ii} = \frac{\alpha+1}{n\alpha+1}$, $a_{ij} = \frac{\alpha}{n\alpha+1}$ ($j \neq i$). Since the constraints of optimization (P) are symmetric now, there is an optimal solution such that $m_1 = m_2 = \cdots = m_n = |S|$. The constraint now becomes $|S| \geq M(\epsilon) \sum_{j=1}^n a_{ij}^2 = \frac{(\alpha+1)^2 + (n-1)\alpha^2}{(n\alpha+1)^2} M(\epsilon) > 0$. Thus the unique optimal solution is $\frac{n(\alpha+1)^2 + n(n-1)\alpha^2}{(n\alpha+1)^2} M(\epsilon) = (1 + \frac{n-1}{(n\alpha+1)^2})M(\epsilon)$ when $|S| = \frac{(\alpha+1)^2 + (n-1)\alpha^2}{(n\alpha+1)^2} M(\epsilon)$. \square

Lemma 11. For an n -agent star graph, $\frac{n-1}{(\alpha+1)^2} M(\epsilon) \leq TSC(G, \alpha, \epsilon) \leq nM(\epsilon)$

Proof. This can be directly get from the trivial bound in Theorem 7 and Theorem 9. \square

Recall the optimization problem in Theorem 6. To get a lower bound on any m_i , we upper bound the quantity $\sum_{j=1}^n (W^{-1})_{ij}^2$ for any i . The key idea is to investigate the structure of W^{-1} . Since $W = \alpha\mathcal{L} + I$ is a symmetric positive definite matrix when the influence factors have uniform value α , it can be written in terms of its eigen-decomposition as $W = PDP^T$ where P is an orthonormal matrix whose columns p_1, p_2, \dots, p_n are unit eigenvectors of W s.t. for any $i \neq j$ $p_i^T p_j = 0$, and D is the diagonal matrix of the corresponding eigenvalues of W . Let $\lambda_1, \lambda_2, \dots, \lambda_n$ denote the eigenvalues of the Laplacian matrix of G such that $\lambda_1 \leq \lambda_2 \leq \dots \leq \lambda_n$. By definition of W , it follows that the eigenvalues of W can be expressed as $1 + \alpha\lambda_1, 1 + \alpha\lambda_2, \dots, 1 + \alpha\lambda_n$.

It is well known that for any graph, $\lambda_1 = 0$ and for d -regular graphs, the eigenvalues $\lambda_i \in [0, 2d] \forall i \in [n]$. Furthermore, note that $P^T P = P P^T = I$ so that $P^{-1} = P^T$. Another observation we make is that the eigenvectors p_1, p_2, \dots, p_n of W are simply the eigenvectors of the Laplacian L .

Similarly, we express W^{-1} in terms of its eigen-decomposition. Since $W = P D P^T$, it follows that $W^{-1} = P D^{-1} P^T$ where D^{-1} is the diagonal matrix such that $(D^{-1})_{ii} = \frac{1}{1+\alpha\lambda_i}$ for all $i \in [n]$. To lower bound any entry of W^{-1} , it suffices to compute the eigenvalues and eigenvectors of the Laplacian matrix L . Based on the above observations, we have,

$$(W^{-1})_{ij} = \sum_{k=1}^n \frac{1}{1+\alpha\lambda_k} P_{ik} P_{jk} = \sum_{k=1}^n \frac{1}{1+\alpha\lambda_k} (p_k)_i (p_k)_j$$

where $(p_k)_i$ denotes the i^{th} -entry of the eigenvector p_k . This implies that

$$\sum_{j=1}^n (W^{-1})_{ij}^2 = \sum_{j=1}^n \sum_{k=1}^n \frac{1}{1+\alpha\lambda_k} (p_k)_i (p_k)_j)^2 = (W^{-2})_{ii}$$

where W^{-2} denotes the matrix $(W^{-1})^2$. The last equality follows from the fact that W is symmetric. Now, note that $W^{-2} = P (D^{-1})^2 P^T$ so that, $(W^{-2})_{ii} = \sum_{k=1}^n \frac{1}{(1+\alpha\lambda_k)^2} P_{ik}^2 = \sum_{k=1}^n \frac{1}{(1+\alpha\lambda_k)^2} (p_k)_i^2$.

Effectively, to bound $TSC(G, \alpha, \epsilon)$ we upper bound the quantity $(W^{-2})_{ii}$ which depends only on α , eigenvalues and eigenvectors of the graph Laplacian L , summarized in the following Lemma.

Lemma 20. $TSC(G, \alpha, \epsilon) \leq nM(\epsilon) \max_i \{(W^{-2})_{ii}^2\} = nM(\epsilon) \max_i \{\sum_{k=1}^n \frac{1}{(\alpha\lambda_k+1)} (p_k)_i^2\}$. Moreover, assigning $M(\epsilon) \max_i \{\sum_{k=1}^n \frac{1}{(\alpha\lambda_k+1)} (p_k)_i^2\}$ samples to each agent can make sure $L_i(\theta_i^{\epsilon q}) \leq \epsilon$ for all $i \in [n]$.

Proof. At the end of the proof of the upper bound in [Theorem 9](#), by setting $m_1 = m_2 = \dots = m_n$, we show that $TSC(G, \alpha, \epsilon) \leq nM(\epsilon) \max_i \{\sum_{j=1}^n (W_{ij}^{-1})^2\}$. Thus $TSC(G, \alpha, \epsilon) \leq nM(\epsilon) \max_i \{\sum_{k=1}^n \frac{1}{(\alpha\lambda_k+1)} (p_k)_i^2\}$ and assigning $M(\epsilon) \max_i \{\sum_{k=1}^n \frac{1}{(\alpha\lambda_k+1)} (p_k)_i^2\}$ samples to each agent can make sure $L_i(\theta_i^{\epsilon q}) \leq \epsilon$ for all $i \in [n]$. \square

Lemma 12. Consider a graph G which is a d -dimensional hypercube where $d = \log n$, and n is a power of 2. Then, when α is a constant with $\alpha \geq \frac{3}{8}$, $TSC(G, \alpha, \epsilon) = \Theta(\frac{nM(\epsilon)}{d^2})$ and assigning $m_i = \Theta(\frac{M(\epsilon)}{d^2})$ suffices to make sure $L_i(\theta_i^{\epsilon q}) \leq \epsilon, \forall i \in [n]$.

Proof. It is known that for the hypercube, it holds that for all eigenvectors p_k , and all $i \in [n]$, $(p_k)_i \in \{\frac{-1}{\sqrt{n}}, \frac{1}{\sqrt{n}}\}$ and eigenvalues of L are given by $2i$ for $i \in \{0, 1, \dots, d\}$ with multiplicity $\binom{d}{i}$ respectively [\[Spielman, 2019\]](#). Based on this, we have that for any i ,

$$\begin{aligned} (W^{-2})_{ii} &= \sum_{k=1}^n \frac{1}{(1+\alpha\lambda_k)^2} (p_k)_i^2 \\ &= \frac{1}{n} \sum_{k=1}^n \frac{1}{(1+\alpha\lambda_k)^2} \\ &= \frac{1}{n} \sum_{i=0}^d \binom{d}{i} \frac{1}{(2i\alpha+1)^2} \end{aligned}$$

We bound the quantity, $\sum_{i=0}^d \binom{d}{i} \frac{1}{(2i\alpha+1)^2}$. For this purpose, we look at the quantity $z(1+z^2)^d = \sum_{i=0}^d \binom{d}{i} z^{2i+1}$ where z will be set later. Now,

$$\begin{aligned}
z(1+z^2)^d &= \sum_{i=0}^d \binom{d}{i} z^{2i+1} && \iff \\
\int (1+z^2)^d z dz &= \sum_{i=0}^d \binom{d}{i} \int z^{2i} z dz && \iff \\
\frac{(1+z^2)^{d+1}}{2(d+1)} &= \sum_{i=0}^d \binom{d}{i} \frac{z^{2i+2}}{2i+2} && \iff \\
\frac{(1+z^2)^{d+1}}{2(d+1)} z &= \sum_{i=0}^d \binom{d}{i} \frac{z^{2i+2}}{2i+2} z && \iff \\
\int \frac{(1+z^2)^{d+1}}{2(d+1)} z dz &= \sum_{i=0}^d \binom{d}{i} \int \frac{z^{2i+2}}{2i+2} z dz && \iff \\
\frac{(1+z^2)^{d+2}}{4(d+1)(d+2)} &= \sum_{i=0}^d \binom{d}{i} \frac{z^{2i+4}}{(2i+2)(2i+4)}
\end{aligned}$$

Integrating over $[0, 1]$ and setting $d = \log n$ we get that,

$$\sum_{i=0}^d \binom{d}{i} \frac{1}{(2i+2)(2i+4)} = \frac{4n}{4(d+1)(d+2)} = \frac{n}{(d+1)(d+2)}.$$

Assuming $\alpha \geq \frac{3}{8}$, we get,

$$\begin{aligned}
\sum_{i=0}^d \binom{d}{i} \frac{1}{(2i\alpha+1)^2} &= \sum_{i=0}^d \binom{d}{i} \frac{1}{4\alpha^2 i^2 + 4\alpha i + 1} \\
&= \sum_{i=0}^d \binom{d}{i} \frac{8}{8(4\alpha^2 i^2 + 4\alpha i + 1)} \\
&\leq \sum_{i=0}^d \binom{d}{i} \frac{8}{4i^2 + 12i + 8} \\
&= \sum_{i=0}^d \binom{d}{i} \frac{8}{(2i+2)(2i+4)}
\end{aligned}$$

It follows that,

$$\sum_{i=0}^d \binom{d}{i} \frac{1}{(2i\alpha+1)^2} \leq 8 \sum_{i=0}^d \binom{d}{i} \frac{1}{(2i+2)(2i+4)} = \frac{8n}{(d+1)(d+2)}$$

so that,

$$\begin{aligned}
(W^{-2})_{ii} &= \frac{1}{n} \sum_{i=0}^d \binom{d}{i} \frac{1}{(2i\alpha + 1)^2} \\
&\leq \frac{1}{n} \frac{8n}{(d+1)(d+2)} \\
&= O\left(\frac{1}{d^2}\right)
\end{aligned}$$

Note that this holds for all $i \in [n]$. Thus, by [Lemma 20](#), we get that $m_i = O\left(\frac{M(\epsilon)}{d^2}\right)$ for all $i \in [n]$ suffices when G is a d -dimensional hypercube and $\alpha \geq \frac{3}{8}$. On the other hand, from [Theorem 7](#) and [Theorem 9](#), we have $TSC(G, \alpha, \epsilon) = \Theta(\max\{\frac{n}{d^2}, 1\}M(\epsilon))$. Since $d = \log n < \sqrt{n}$, $TSC(G, \alpha, \epsilon) = \Theta\left(\frac{nM(\epsilon)}{d^2}\right)$ and assigning $m_i = \Theta\left(\frac{M(\epsilon)}{d^2}\right)$ samples to every agent i can ensure $L_i(\theta_i^{eq}) \leq \epsilon$ for all i . \square

Lemma 13. For a random d -regular graph, with probability of at least $1 - O(n^{-\tau})$ where $\tau = \lceil \frac{\sqrt{d-1}+1}{2} \rceil - 1$

- (1) If $d \geq \frac{\sqrt{n}}{\alpha}$, $TSC(G, \alpha, \epsilon) = \Theta(M(\epsilon))$ and $m_i = \Theta\left(\frac{M(\epsilon)}{n}\right)$ suffices to make sure $L_i(\theta_i^{eq}) \leq \epsilon$, $\forall i \in [n]$.
- (2) If $d < \frac{\sqrt{n}}{\alpha}$, $TSC(G, \alpha, \epsilon) = \Theta\left(\frac{nM(\epsilon)}{\alpha^2 d^2}\right)$ and $m_i = \Theta\left(\frac{M(\epsilon)}{\alpha^2 d^2}\right)$ suffices to make sure $L_i(\theta_i^{eq}) \leq \epsilon$, $\forall i \in [n]$.

Proof. For a random d -regular graph, it is known that the largest eigenvalue of the adjacency matrix is d and with the probability of at least $1 - O(n^{-\tau})$ where $\tau = \lceil \frac{\sqrt{d-1}+1}{2} \rceil - 1$, the rest of the eigenvalues are in the range $[-2\sqrt{d} - o(1), 2\sqrt{d} + o(1)]$ [[Friedman, 2003](#)]. This implies that for the Laplacian the smallest eigenvalue is 0 and the rest of the eigenvalues are $\Theta(d)$. Since in the Laplacian matrix, $(p_1)_i = \frac{1}{\sqrt{n}}$ for all $i \in [n]$. We have that, for every i ,

$$\begin{aligned}
(W^{-2})_{ii} &= \sum_{k=1}^n \frac{1}{(1 + \alpha\lambda_k)^2} (p_k)_i^2 \\
&= \frac{1}{n} + \frac{1}{\Omega(\alpha^2 d^2)} \sum_{k=2}^n (p_k)_i^2 \\
&= \frac{1}{n} + \frac{1}{\Omega(\alpha^2 d^2)} \left(1 - \frac{1}{n}\right) \\
&\leq \frac{1}{n} + \frac{1}{\Omega(\alpha^2 d^2)}
\end{aligned}$$

From [Lemma 20](#), we have $TSC(G, \alpha, \epsilon) \leq \max_i \{(W^{-2})_{ii}\} nM(\epsilon) \leq \left(\frac{1}{n} + \frac{1}{\Omega(\alpha^2 d^2)}\right) nM(\epsilon)$. Thus, when $d \geq \frac{\sqrt{n}}{\alpha}$, $TSC(G, \alpha, \epsilon) \leq \frac{nM(\epsilon)}{\Omega(n)} = O(M(\epsilon))$, setting $m_i = \Theta\left(\frac{M(\epsilon)}{n}\right)$ for every i suffices for every agent to learn good model. When $d < \frac{\sqrt{n}}{\alpha}$, $TSC(G, \alpha, \epsilon) \leq \frac{nM(\epsilon)}{\Omega(\alpha^2 d^2)} = O\left(\frac{nM(\epsilon)}{\alpha^2 d^2}\right)$, setting $m_i = \Theta\left(\frac{M(\epsilon)}{\alpha^2 d^2}\right)$ for every i suffices. From [Theorem 7](#) and [Theorem 9](#), the lower bound for d -regular graphs is $TSC(G, \alpha, \epsilon) \geq \max\left\{\frac{nM(\epsilon)}{(\alpha d+1)^2}, M(\epsilon)\right\}$. Thus when $d \geq \frac{\sqrt{n}}{\alpha}$, $TSC(G, \alpha, \epsilon) = \Theta(M(\epsilon))$. When $d < \frac{\sqrt{n}}{\alpha}$, $TSC(G, \alpha, \epsilon) = \Theta\left(\frac{nM(\epsilon)}{\alpha^2 d^2}\right)$ \square

Lemma 14. Consider a graph G which is a d -regular expander with expansion $\tau(G)$. Then, we have that

(1) When $d \leq \frac{\sqrt{n}}{\alpha\tau(G)^2}$, then $TSC(G, \alpha, \epsilon) \leq O(\frac{nM(\epsilon)}{\alpha^2 d^2 \tau(G)^4})$, and $m_i = \Theta(\frac{M(\epsilon)}{\alpha^2 d^2 \tau(G)^4})$ suffices to make sure $L_i(\theta_i^{eq}) \leq \epsilon$ for every $i \in [n]$.

(2) When $d > \frac{\sqrt{n}}{\alpha\tau(G)^2}$, then $TSC(G, \alpha, \epsilon) \leq O(M(\epsilon))$ and $m_i = \Theta(\frac{M(\epsilon)}{n})$ suffices to make sure $L_i(\theta_i^{eq}) \leq \epsilon$ for every $i \in [n]$.

Proof. Since $\lambda_1 = 0$ for any graph, we know from Cheeger's inequality that the second smallest eigenvalue λ_2 satisfies,

$$\frac{\lambda_2}{2d} \leq \tau(G) \leq \sqrt{2 \frac{\lambda_2}{d}}$$

from which it follows that $\lambda_2 \geq \frac{d\tau(G)^2}{2}$. Then, we have that

$$\begin{aligned} (W^{-2})_{ii} &= \sum_{k=1}^n \frac{1}{(1 + \alpha\lambda_k)^2} (p_k)_i^2 \\ &\leq \frac{1}{n} + \frac{4}{\alpha^2 d^2 \tau(G)^4} \sum_{k=2}^n (p_k)_i^2 \\ &\leq \frac{1}{n} + \frac{4}{\alpha^2 d^2 \tau(G)^4} \end{aligned}$$

Note that this holds for all $i \in [n]$. Thus, by [Lemma 20](#), $TSC(G, \alpha, \epsilon) \leq (\frac{1}{n} + \frac{4}{\alpha^2 d^2 \tau(G)^4}) nM(\epsilon)$. When $d \geq \frac{\sqrt{n}}{\alpha\tau(G)^2}$, $TSC(G, \alpha, \epsilon) \leq O(M(\epsilon))$, setting $m_i = \Theta(\frac{M(\epsilon)}{n})$ for every agent $i \in [n]$ suffices. When $d < \frac{\sqrt{n}}{\alpha\tau(G)^2}$, $TSC(G, \alpha, \epsilon) \leq O(\frac{nM(\epsilon)}{\alpha^2 d^2 \tau(G)^4})$. \square

D Missing proof in [Section 4](#)

Lemma 21. *The primal optimization (P) is equivalent to the following second-order cone programming.*

$$\begin{aligned} \min_{t_1, \dots, t_n, z_1, \dots, z_n} \quad & \sum_{i=1}^n z_i \\ \text{s.t.} \quad & \sum_{j=1}^n a_{ij}^2 t_j \leq \frac{1}{M(\epsilon)}, \quad \forall i \\ & \|[t_i - z_i, 2]\|_2 \leq t_i + z_i, \quad \forall i \\ & t_i > 0, \quad \forall i \end{aligned}$$

The optimal solution (z_1^*, \dots, z_n^*) is equal to the optimal solution (m_1^*, \dots, m_n^*) in the optimization (P).

Proof. The original optimization problem is :

$$\begin{aligned} \min_{m_1, \dots, m_n} \quad & \sum_{i=1}^n m_i \\ \text{s.t.} \quad & \sum_{j=1}^n \frac{a_{ij}^2}{|S_j|} \leq \frac{1}{M(\epsilon)}, \quad \forall i \\ & m_i > 0, \quad \forall i \end{aligned}$$

Let $t_i = \frac{1}{m_i}$ and $z_i \geq \frac{1}{t_i}$, the programming is equivalent to

$$\begin{aligned} \min_{t_1, \dots, t_n, z_1, \dots, z_n} \quad & \sum_{i=1}^n z_i \\ \text{s.t.} \quad & \sum_{j=1}^n a_{ij}^2 t_i \leq \frac{1}{M(\epsilon)}, \quad \forall i \\ & z_i t_i \geq 1, \quad \forall i \\ & t_i > 0, \quad \forall i \end{aligned}$$

The constraint $z_i t_i \geq 1$ is equivalent to $\|[t_i - z_i, 2]\|_2 \leq t_i + z_i$. Thus, this programming is equivalent to the following second-order cone programming.

$$\begin{aligned} \min_{t_1, \dots, t_n, z_1, \dots, z_n} \quad & \sum_{i=1}^n z_i \\ \text{s.t.} \quad & \sum_{j=1}^n a_{ij}^2 t_i \leq \frac{1}{M(\epsilon)}, \quad \forall i \\ & \|[t_i - z_i, 2]\|_2 \leq t_i + z_i, \quad \forall i \\ & t_i > 0, \quad \forall i \end{aligned}$$

□

E More Experiments

In this section, we will give more detailed experiments. These experiments are done with seven 8-core Intel CPUs. The most time-consuming part is generating random weights 100 times and running corresponding experiments in [Section E.2](#). Actually, there is little difference among these random experiments and in order to reproduce our experiments quickly, you can simply set the ‘‘Iter num’’ parameter to 1 in our code.

E.1 Distribution of Samples at the Optimal Point

To study the distribution of samples, we assume all $v_{ij} = \alpha \geq 0$. In our experiments, we choose $\alpha = 0.01, 0.1, 1, 5, 10$. For figures in this section, the x-axis is node degree and the y-axis is the average or variance of $N^d = \{m_i^* : d_i = d, i \in [n]\}$ where m_i^* is the sample assigned to agent i at the optimal point.

We generate scale-free networks using Barabasi–Albert preferential attachment [Barabási and Albert \[1999\]](#) with attachment parameter 2 (Incoming node will attach to two existing nodes) for $n = 100, 200, 400, 600, 800, 1000$. [Figure 3](#) and [Figure 4](#) show the average sample number and variance for different α .

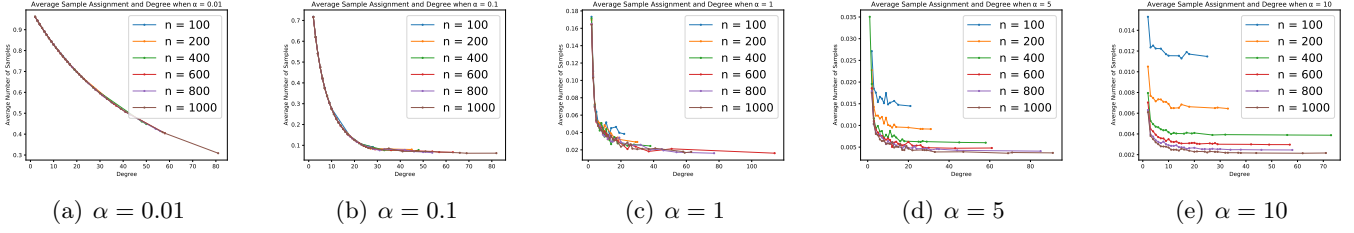


Figure 3: Relationship between average samples and degree of SF for different α .

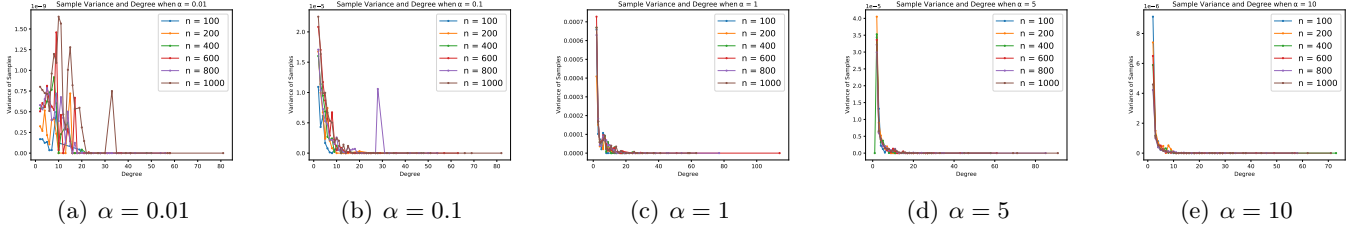


Figure 4: Relationship between sample variance and degree of SF for different α .

We use Erdos-Renyi random networks with probability 0.3(Two nodes has the probability 0.3 to have one edge) for $n = 600, 620, 650, 680, 700$. Figure 5 and Figure 6 show the average sample number and variance for different α .

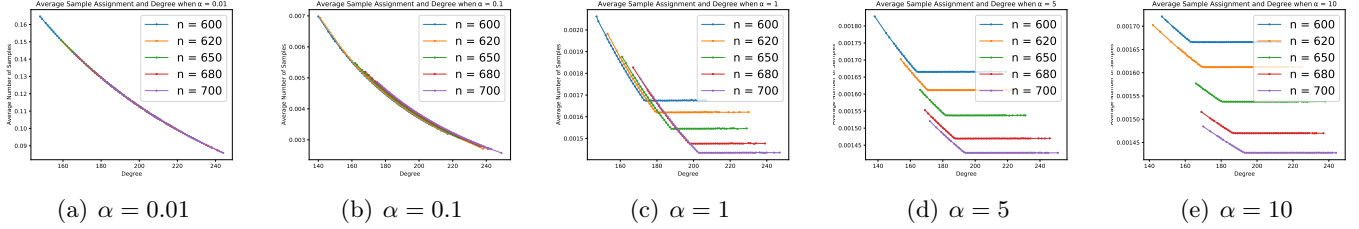


Figure 5: Relationship between average samples and degree of ER for different α .

For real-world networks, Figure 7, 8, and Figure 9 show the average sample number and variance for different α .

Based on the above results, low-degree agents tend to have more samples, and agents with the same degree tend to have the same number of samples. When α is small, the sample assignment seems to have relatively good monotonicity with d_i but as α gets larger, the trend for high degrees becomes more unpredictable.

Another observation is that as n increases, the samples assigned to each degree decrease when α gets larger. Our theory can not explain this well now, and it is interesting to investigate it more in future work.

E.2 Tightness of bounds

In this section, we test the tightness of our upper and lower bound in Theorem 7. We also study the impact of the magnitude of influences factors on the performance of bounds. The influence factors $v_{i,j}$ s are uniformly generated at random from $[0, 0.01], [0, 0.1], [0, 1], [0, 5], [0, 10]$. For each network, the random influence factors

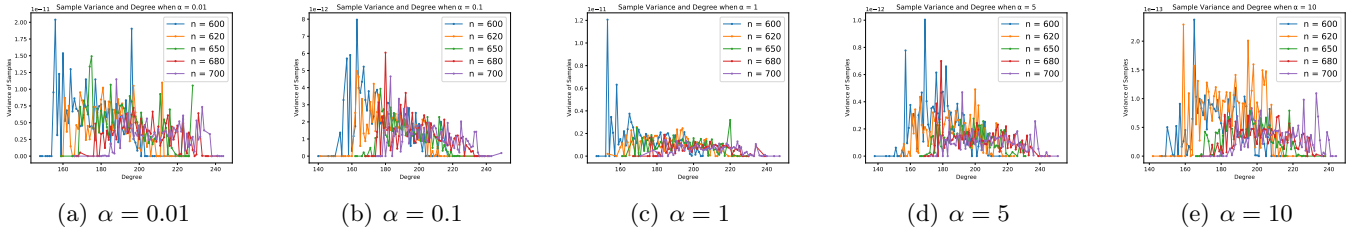


Figure 6: Relationship between sample variance and degree of ER for different α .

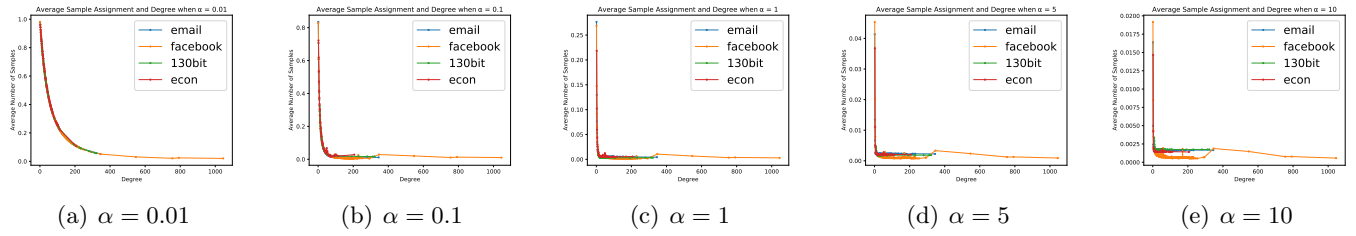


Figure 7: Relationship between average samples and degree of RN for different α .

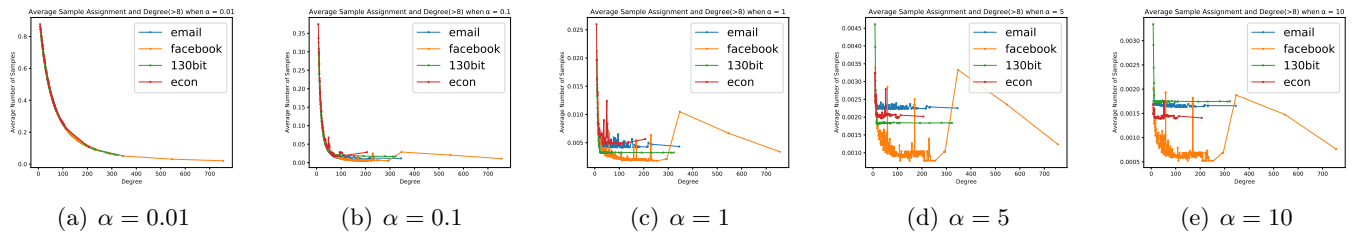


Figure 8: Relationship between average samples and degree of RN for different α (when $d \geq 8$).

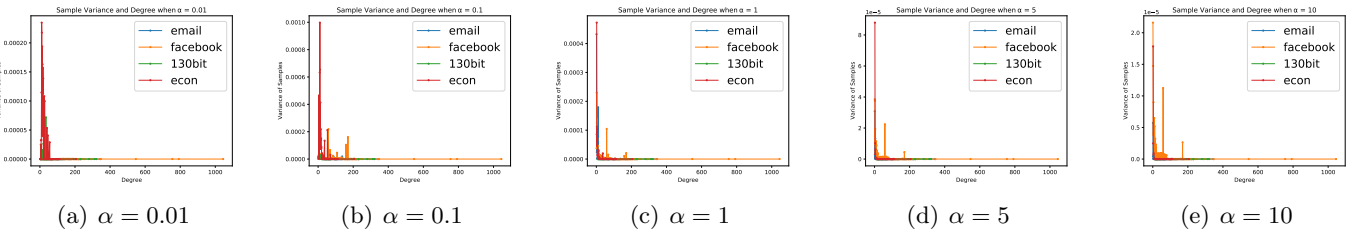


Figure 9: Relationship between sample variance and degree of RN for different α

are generated 100 times. Let err_u and err_l be the maximum relative error of the upper and lower bound in [Theorem 7](#) respectively among these random experiments. We visualize the performance of bounds by choosing the random experiment such that err_u is reached

Our synthesized graphs are generated for $n = 100, 200, 400, 600, 800, 1000$. For each n , we generate 5 different networks(The detailed process will be discussed later). For all these 30 networks, we calculate their optimal solution, the upper bound and the lower bound. Then we plot all these values in ascending order based on the optimal value. In the following figures, the x -axis denotes the graph label and the y -axis shows the value of total sample complexity and its bounds

For scale-free networks, we iterate 100 times, in each round, for each n , we randomly generate three networks with attachment parameter 2 and two networks with attachment parameter 3. The influence factors of these networks are also randomly generated in a given range. The plot is given in [Figure 10](#) and the maximum relative errors for bounds are shown in [Table 2](#).

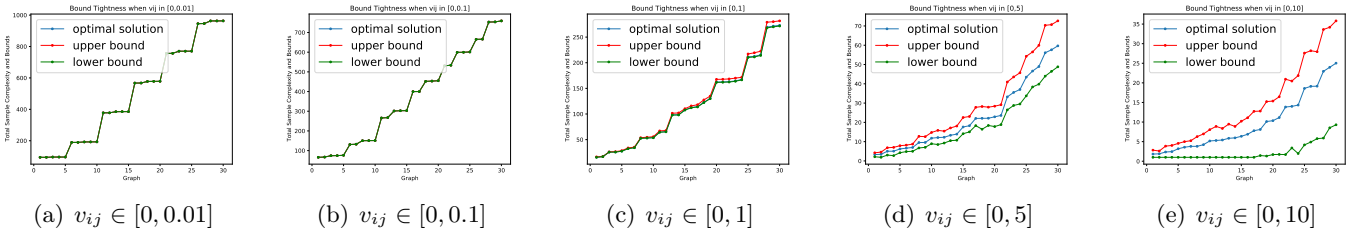


Figure 10: Bounds of SF for different influence factors v_{ij} s

Range of influence factors v_{ij}	[0, 0.01]	[0, 0.1]	[0, 1]	[0, 5]	[0, 10]
err_u	9e-6%	0.2%	5.3%	44%	71%
err_l	1e-9%	2e-4%	0.9%	49%	90%

Table 2: Relative error for bounds of SF

For random regular graphs, we iterate 100 times, in each round, for each n , we generate graphs with degree roughly equal to $n^{0.25+0.1k}$ where $k = \{0, 1, 2, 3, 4\}$. The influence factors of these networks are also randomly generated in a given range. The plot is given in [Figure 11](#) and the maximum relative errors for bounds are shown in [Table 3](#).

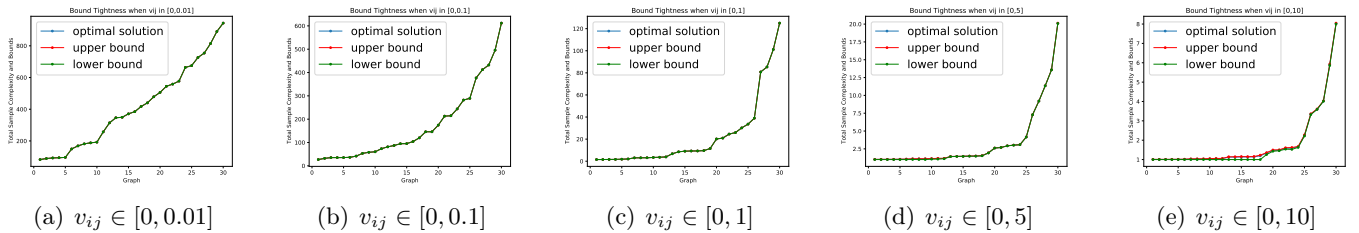


Figure 11: Bounds of RR for different influence factors v_{ij} s

For Erdos-Renyi graphs, we iterate 100 times, in each round, for each n , we generate 5 graphs with edge-connection probability 0.25. The influence factors of these networks are also randomly generated in a given

Range of influence factors v_{ij}	[0, 0.01]	[0, 0.1]	[0, 1]	[0, 5]	[0, 10]
err_u	4e-5%	7e-5%	5e-3%	1.8%	3.8%
err_l	3e-10%	1e-5%	3e-6%	13%	20%

Table 3: Relative error for bounds of RR

range. The plot is given in Figure 12 and the maximum relative errors for bounds are shown in Table 4.

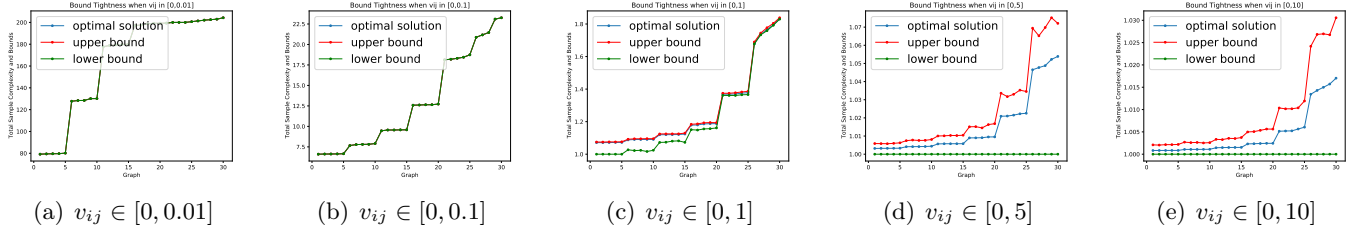


Figure 12: Bounds of ER for different α

Range of influence factors v_{ij}	[0, 0.01]	[0, 0.1]	[0, 1]	[0, 5]	[0, 10]
err_u	1e-4%	4e-8%	0.9%	8.9%	3.8%
err_l	3e-5%	1e-4%	7.4%	8.7%	9.9%

Table 4: Relative error for bounds of ER

In Table 5, we show the relative error for bounds of different real-world networks for different α .

Network	Upper bound of v_{ij}	err_u	err_l
ego-Facebook	0.01	2.2e−6%	6.6e−7%
ego-Facebook	0.1	0.4%	3e−3%
ego-Facebook	1	27%	24%
ego-Facebook	5	89%	74%
ego-Facebook	10	98%	70%
Econ	0.01	1e−6%	< 1e−14%
Econ	0.1	0.1%	3e−5%
Econ	1	6.6%	1.3%
Econ	5	64%	88%
Econ	10	112%	75%
Email-Eu	0.01	3e−7%	1e−13%
Email-Eu	0.1	0.23%	4.3e−5%
Email-Eu	1	30%	21%
Email-Eu	5	117%	76%
Email-Eu	10	151%	60%
130bit	0.01	2e−7%	3e−13%
130bit	0.1	0.8%	8e−3%
130bit	1	41%	36%
130bit	5	65%	11%
130bit	10	42%	3.4%

Table 5: Bounds for real-world networks for different α

From all experiments above, we can observe that the performance of the bounds in [Theorem 7](#) is excellent when the influence factors are small but get worse when the influence factors become larger.

The reason why these two bounds get good performance for small influence factors has the following intuitive explanation. Consider the original optimization in [Theorem 6](#), when all influence factors are zero, the optimal value is achieved when we set all inequality of the first constraint to equality. When influence factors are small, the optimal solution will also tend to be the value derived in this way, which is exactly the method we get our upper and lower bound.

Through all these experiments, an obvious result is that when α gets large, the total sample complexity decreases. However, our upper bound in [Theorem 9](#), by assigning each agent $\frac{\alpha+1}{\alpha d_i+1}M(\epsilon)$, does not capture this trend. It seems that we can remove the α in the numerator to improve this bound and we leave it as future work.