

# Noise-robust proofs of quantum network nonlocality

Sadra Boreiri,<sup>1,\*</sup> Bora Ulu,<sup>1,\*</sup> Nicolas Brunner,<sup>1</sup> and Pavel Sekatski<sup>1</sup>

<sup>1</sup>*Department of Applied Physics, University of Geneva, Switzerland*

Quantum networks allow for novel forms of quantum nonlocality. By exploiting the combination of entangled states and entangled measurements, strong nonlocal correlations can be generated across the entire network. So far, all proofs of this effect are essentially restricted to the idealized case of pure entangled states and projective local measurements. Here we present noise-robust proofs of network quantum nonlocality, for a class of quantum distributions on the triangle network that are based on entangled states and entangled measurements. The key ingredient is a result of approximate rigidity for local distributions that satisfy the so-called “parity token counting” property with high probability. Considering quantum distributions obtained with imperfect sources, we obtain noise robustness up to  $\sim 80\%$  for dephasing noise and up to  $\sim 0.67\%$  for white noise. Additionally, we can prove that all distributions in the vicinity of some ideal quantum distributions are nonlocal, with a bound on the total-variation distance. Our work opens interesting perspectives towards the practical implementation of quantum network nonlocality.

## I. INTRODUCTION

A growing interest has recently been devoted to the question of quantum nonlocality in networks, see e.g. [1] for a review. A general framework has been developed to investigate nonlocal correlations in networks featuring independent sources [2–11]. A central motivation comes from the fact that the network setting allows for novel forms of nonlocality compared to the more standard Bell test, where a single source distributes a physical resource (e.g. an entangled quantum state) to the parties.

Notably, it is possible to observe quantum nonlocality with parties performing a fixed measurement [3, 4]; see also [12] for a recent experiment. That is, in each round of the experiment, each party provides an output, but they receive no input. This in contrast to the standard Bell test where the use of measurement inputs is essential.

Another key aspect of the network setting is the possibility to exploit joint entangled measurements (where one

or more eigenstates are non-separable) [13]. Similarly as in quantum teleportation, the combination of entangled states and entangled joint measurements allows for strong correlations to be distributed across the entire network. Notably, this leads to novel forms of quantum nonlocal correlations that are genuine to the network structure [14], in the sense that they crucially rely on the use of entanglement joint measurements [15, 16]. This is possible for a simple triangle network, as in Fig. 1.

While these works represent significant progress in our understanding of quantum nonlocality, they suffer from one major limitation. Namely, these proofs of genuine quantum network nonlocality are derived in an ideal noiseless setting, where the sources distribute ideal (pure) quantum states and nodes perform ideal (projective) quantum measurements. However, these proofs no longer apply when any realistic level of noise is considered. This represents a major hurdle towards any practical implementation or application of these ideas, as any experiment features a certain amount of noise originating from unavoidable technical imperfections. Moreover, numerical analysis based on neural networks indicates noise-robust nonlocality [17].

One can draw a parallel with the situation of nonlocality in the mid-sixties. Indeed, John Bell’s initial proof of nonlocality applied only to the idealized case of a pure entangled state and projective local measurements [18]. A key step was then made by Clauser, Horne, Shimony and Holt who derived a noise-robust proof of quantum nonlocality via their famous CHSH Bell inequality [19], which enabled the first Bell experiments. This is still today the most commonly used test of nonlocality, and the basis of many applications within the device-independent approach (see e.g. [20]).

In this work we address the question of noise-robust proofs of quantum network nonlocality. We derive methods for this problem and discuss a number of examples. Our main contributions are the following. We present a general family of quantum distributions on the triangle network (without inputs) and prove their nonlocality in the ideal (noiseless) case. These distributions are based

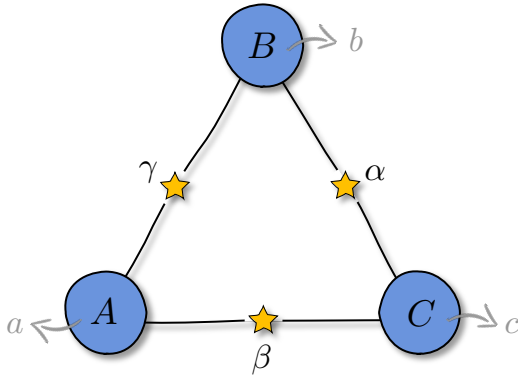


FIG. 1. The triangle network features three distant parties, connected pairwise by three independent sources distributing physical systems.

\* These authors contributed equally to this work

on the concept of “parity token counting” (PTC) and include as a special case the distributions of Renou et al. [14], from now on referred to as RGB4. In turn, we derive noise-robust nonlocality proofs for these quantum distributions. The key ingredient is a result of approximate rigidity for local distributions that are PTC, which allows us to deal with noise. In particular, we identify quantum distributions that remain nonlocal when up to  $\sim 80\%$  dephasing noise, or  $\sim 0.67\%$  white noise, is added at each source. Moreover, we characterize the distributions in the vicinity of a given nonlocal distribution. For a specific quantum distribution, we can show that any distribution in a  $\sim 0.27\%$  total-variation distance ball around it is nonlocal. This can be viewed as a Bell inequality, in the sense that it guarantees that a full-measure region of the correlation set is nonlocal.

The paper is organized as follows. In Section II, we provide the general context, introduce notations, and review the concept of parity token counting (PTC) distributions. In Section III, we prove results on approximate PTC rigidity for local distributions. This allows us to bound local correlations that approximately verify the PTC condition. Additionally, we derive an analytical outer relaxation of the set of binary output correlations compatible with a triangle-local model. In Section IV, we introduce a general family of quantum nonlocal distributions. We first prove their nonlocality in the noiseless case. In turn, based on the results of Section III, we prove results on the nonlocality of these distributions in the noisy case. Finally, we conclude in Section VI and discuss future perspectives.

## II. BACKGROUND

To start we recall some background notions and fix the notations. Consider a triangle network as in Fig. 1, where three independent sources (labelled  $\alpha$ ,  $\beta$  and  $\gamma$ ) distribute physical systems to three distant parties (nodes  $A$ ,  $B$  and  $C$ ). Each party thus receives two physical subsystems (from two different sources), and produces a measurement outcome, denoted by the classical variables  $a$ ,  $b$  and  $c$  (of finite cardinality  $d$ <sup>1</sup>). The experiment results in the joint probability distribution  $P(a, b, c)$ .

We aim to understand which distributions are compatible with the triangle causal network depicted in Fig. 1. The set of possible distributions depends on the underlying physical theory. We are interested here in distributions that can be realized in classical physics (where the sources produce correlated classical variables) and in quantum theory (where the sources can produce entangled states). Our focus will be on quantum distributions that cannot be realized classically, hence demonstrating network nonlocality.

First, a distribution  $P_L(a, b, c)$  is said to be triangle-local if it admits a classical model, i.e. it can be decomposed as

$$P_L(a, b, c) = \mathbb{E} \left( P_A(a|\beta, \gamma) P_B(b|\gamma, \alpha) P_C(c|\alpha, \beta) \right), \quad (1)$$

where  $\mathbb{E}$  is the expected value over the independently distributed classical variables  $\alpha, \beta, \gamma$ . Furthermore, the conditional probabilities  $P_X(x|\xi, \xi')$  can be considered deterministic without loss of generality, and represented by the response functions  $x(\xi, \xi')$ . A distribution that does not admit a decomposition of the form (1) is termed triangle-nonlocal, or simply nonlocal in the following.

Second, we say that a distribution  $P_Q(a, b, c)$  is triangle-quantum if it can be written as

$$P_Q(a, b, c) = \text{tr} \left( \rho_{B_L C_R}^\alpha \otimes \rho_{C_L A_R}^\beta \otimes \rho_{A_L B_R}^\gamma \times E_{A_L A_R}^a \otimes E_{B_L B_R}^b \otimes E_{C_L C_R}^c \right) \quad (2)$$

where  $\rho^\xi$  denote the quantum states distributed by the sources (density operators), and  $\{E_{Y Y'}^x\}$  denote the measurements performed at each node (POVMs). Note that one should pay attention to the order of subsystems when computing (2).

For a given output cardinality  $d$  we denote the set of all triangle-local distributions  $\mathcal{L}_\Delta^d$  and the set of all triangle-quantum distributions  $\mathcal{Q}_\Delta^d$ . In general, characterizing these sets is a challenging problem. Outer approximations can be derived [6, 8, 9, 21], but typically only provide loose bounds.

For  $d \geq 3$ , it is known that  $\mathcal{L}_\Delta^d \subset \mathcal{Q}_\Delta^d$ , i.e. there exists quantum distributions that are nonlocal (see [22] and references therein). For  $d = 2$ , this is still an open question.

Known proofs of quantum nonlocality for the triangle network are of two types. The first are distributions that can be viewed as a clever embedding of a standard Bell test (e.g. CHSH) on the triangle network without inputs. The initial construction was derived by Fritz [4]; see also [22–25]. For this class of distributions, noise-robust methods have been recently developed [26], leading to a first experiment [12]. Due to their connection with standard Bell tests, these distributions can be implemented without the need of any entangled measurements. Hence the nonlocality of these distributions originates solely from the use of an entangled state.

In contrast, there exist quantum distributions on the triangle network based on the judicious combination of entangled states and measurements, as first shown by Renou and colleagues [14]. It was recently shown that this distribution requires in fact the use of entangled measurements [16], hence demonstrating genuine network quantum nonlocality [15]. So far, these nonlocality proofs are essentially restricted to an ideal noiseless scenario see e.g. [14, 22, 27–29]). That is, they consider a setting where the shared states  $\rho^\xi$  are pure and the local measurements  $\{E_{Y Y'}^x\}$  are projective. However, these proofs no longer

<sup>1</sup> For simplicity we assume here that the cardinality is the same for all outputs.

apply when any realistic amount of noise is included<sup>2</sup>. On the other hand, numerical analysis based on machine learning suggests that the nonlocality of these quantum distributions is in fact robust to noise [17], up to  $\approx 10\%$  white noise at the sources for some instances of the RGB4 distribution. Deriving noise-robust analytical proofs is therefore an important open problem, which we address in this work.

### A. PTC distributions and rigidity

A key class of distributions for our work are termed parity token counting (PTC). These are local distributions on the triangle network, obtained via the following model. Each source possesses a single token that it sends to either one of its connected parties with some given probability. For instance, the source  $\alpha$  sends its token to Bob with probability  $p_\alpha$  and to Charlie with probability  $1 - p_\alpha$ . Then each party outputs the parity of the total number of received tokens. Therefore if we define the binary random variable  $t_\alpha \in \{0, 1\}$  as the number of tokens  $\alpha$  sends to Bob,  $t_\beta \in \{0, 1\}$  as the number of tokens  $\beta$  sends to Charlie, and  $t_\gamma \in \{0, 1\}$  as the number of tokens  $\gamma$  sends to Alice, then for example Alice is receiving  $t_\gamma$  from the source  $\gamma$  and  $t_\beta \oplus 1$  from the source  $\beta$  and its response function would be  $a(\beta, \gamma) = t_\gamma \oplus t_\beta \oplus 1$ , where  $\oplus$  denotes the sum modulo two.

The distribution  $P(a, b, c)$  resulting from the above PTC model has binary outputs ( $d = 2$ ). By construction, any such distribution satisfies

$$a \oplus b \oplus c = 1, \quad (3)$$

which we refer to as the PTC condition.

Let us now explore the reverse link. Starting from a distribution that satisfies the PTC condition, what can we infer on the underlying classical model? Interestingly, PTC distributions demonstrate a form of rigidity [22]; note that this property of rigidity was initially discussed for token counting models [27]. Rigidity means that a PTC distribution can only be obtained via a PTC model (up to irrelevant relabellings). That is, for any local model leading to a PTC distribution, there exists for each source a token function

$$\begin{aligned} T_\xi : \xi \rightarrow t_\xi \in \{0, 1\} \quad \text{such that} \\ x(\xi, \xi') = t_\xi \oplus t_{\xi'} \oplus 1. \end{aligned} \quad (4)$$

In addition, if the probability distribution is such that  $E_a, E_b, E_c \neq 0$  for  $E_x = \Pr(x = 0) - \Pr(x = 1)$ , the

<sup>2</sup> Note the semi-analytical methods of inflation [6] can detect a specific instance of the RGB4 distribution, but the resulting noise-robustness is around  $10^{-7}$  for white noise at the sources, so irrelevant from any practical perspective.

token functions can be chosen to fulfill

$$p_\alpha(t) := \Pr(t_\alpha = t) = \frac{1}{2} \left( 1 + (-1)^t \sqrt{\left| \frac{E_b E_c}{E_a} \right|} \right) \quad (5)$$

and similar equalities of the other sources. This means that there is essentially only a unique local model over the triangle which can simulate such a distribution. In [22] one can find a simple characterization of the local PTC set  $\mathcal{L}_{\Delta|PTC}^2$ , containing all triangle-local distributions that satisfy the PTC condition of Eq. (3). We find that this set covers about 12.5% of the volume<sup>3</sup> of  $\mathcal{P}_{PTC}^2$  – the set of binary probability distributions  $P(a, b, c)$  fulfilling Eq. (3).

Remarkably the PTC rigidity, albeit formulated differently, is also true for any quantum PTC distribution [16]. In particular, this implies that in the slice of the probability set where the parity condition in Eq. (3) holds there is no separation between the quantum and local sets, i.e.  $\mathcal{Q}_{\Delta|PTC}^2 = \mathcal{L}_{\Delta|PTC}^2$ .

### III. APPROXIMATE PTC RIGIDITY FOR LOCAL DISTRIBUTIONS

Let us now consider a local distribution  $P(a, b, c)$  for which the parity condition only holds approximately, i.e.

$$\Pr(a \oplus b \oplus c = 1) \geq 1 - \varepsilon. \quad (6)$$

Intuitively, one expects the underlying local model to verify some approximate form of rigidity. This is what we now establish.

Since the response functions are deterministic<sup>4</sup>, there is a set

$$\Lambda = \{\xi | a(\beta, \gamma) \oplus b(\alpha, \gamma) \oplus c(\alpha, \beta) = 1\} \quad (7)$$

containing all the values  $\xi = (\alpha, \beta, \gamma)$  for which the parity condition in Eq. (3) is true. By assumption we have  $\Pr(\xi \in \Lambda) \geq 1 - \varepsilon$ .

Let us now take any value  $\gamma_*$  for which  $\Pr(\xi \in \Lambda | \gamma = \gamma_*) \geq 1 - \varepsilon$ . Such a value must exist, since this probability can not be strictly lower than its average on all  $\gamma$ . For the chosen value of  $\gamma$  we define the token function to be

$$t_{\gamma_*} = 1. \quad (8)$$

<sup>3</sup> We have computed the volume of the set by uniformly sampling  $10^6$  points  $P$  from the PTC slice  $\mathcal{P}_{PTC}^2$  and verifying for each point if it admits a local model or not. For symmetric distributions  $E_A = E_B = E_C$  we find that the set  $\mathcal{L}_{\Delta|PTC}^2$  is characterized by a simple inequality  $P(1, 1, 1) \geq \frac{1}{4}$ .

<sup>4</sup> Note that any measurement that is not described by a deterministic response function can be decomposed as an additional local source of randomness followed by a deterministic response function. In this case, the randomness source can be merged with one of the sources present in the network, and all of the following arguments can be applied at the level of the merged sources.

Next, take  $S = \{(\alpha, \beta) | (\alpha, \beta, \gamma_*) \in \Lambda\}$  to be the set of all pairs  $(\alpha, \beta)$  for which the parity condition holds when  $\gamma = \gamma_*$ . On this set we now define the token functions  $t_\alpha$  and  $t_\beta$  as

$$\begin{aligned} t_\alpha &= b(\alpha, \gamma_*) \\ t_\beta &= a(\beta, \gamma_*). \end{aligned} \quad (9)$$

Let us check that for  $\gamma = \gamma_*$  and any values  $\alpha$  and  $\beta$  in  $S$ , the PTC rigidity of Eq.(4) holds. By construction we have  $t_\beta \oplus t_{\gamma_*} \oplus 1 = t_\beta = a(\beta, \gamma_*)$  and  $t_\alpha \oplus t_{\gamma_*} \oplus 1 = b(\alpha, \gamma_*)$ , while

$$t_\beta \oplus t_\alpha \oplus 1 = a(\beta, \gamma_*) \oplus b(\alpha, \gamma_*) \oplus 1 = c(\alpha, \beta) \quad (10)$$

follows from the parity condition at  $(\alpha, \beta, \gamma_*) \in \Lambda$ . In addition, we have a lower bound on the probability that  $(\alpha, \beta)$  fall in  $S$

$$\Pr((\alpha, \beta) \in S) = \Pr(\xi \in \Lambda | \gamma = \gamma_*) \geq 1 - \varepsilon. \quad (11)$$

Finally, consider the set

$$\Upsilon = \{\xi | (\alpha, \beta) \in S \text{ and } \xi \in \Lambda\}. \quad (12)$$

For all the values  $\gamma$  that appear in  $\Upsilon$  we define

$$t_\gamma = 1 \oplus a(\beta, \gamma) \oplus a(\beta, \gamma_*). \quad (13)$$

Let us verify that with this definition, PTC rigidity holds on the set  $\Upsilon$ . We have

$$\begin{aligned} t_\gamma \oplus t_\beta \oplus 1 &= a(\beta, \gamma) \oplus a(\beta, \gamma_*) \oplus a(\beta, \gamma_*) = a(\beta, \gamma) \\ t_\gamma \oplus t_\alpha \oplus 1 &= a(\beta, \gamma) \oplus a(\beta, \gamma_*) \oplus b(\alpha, \gamma_*) \\ &= a(\beta, \gamma) \oplus c(\alpha, \beta) \oplus 1 = b(\alpha, \gamma) \end{aligned} \quad (14)$$

and  $t_\alpha \oplus t_\beta \oplus 1 = c(\alpha, \beta)$  has already been shown. It remains to bound the probability that the local variables belong to  $\Upsilon$

$$\begin{aligned} \Pr(\xi \in \Upsilon) &= 1 - \Pr(\xi \notin \Lambda \text{ or } (\alpha, \beta) \notin S) \\ &\geq 1 - \Pr(\xi \notin \Lambda) - \Pr((\alpha, \beta) \notin S) \\ &\geq 1 - 2\varepsilon. \end{aligned} \quad (15)$$

In summary, we have shown that the following result holds.

**Result 1. (Approximate PTC rigidity)** *For any triangle local model leading to a distribution  $P(a, b, c) \in \mathcal{L}_\Delta^2$  that fulfills the approximate parity condition  $\Pr(a \oplus b \oplus c = 1) \geq 1 - \varepsilon$ , there exists a subset  $\Upsilon$  of local variable values  $\xi = (\alpha, \beta, \gamma)$  with  $\Pr(\xi \in \Upsilon) \geq 1 - 2\varepsilon$ , on which one can define the token functions  $T_\alpha, T_\beta, T_\gamma$  that satisfy the PTC rigidity  $a(\beta, \gamma) = t_\beta \oplus t_\gamma \oplus 1$  etc.*

The set  $\Upsilon$  gives rise to the following subnormalized distribution  $P(a, b, c, \xi \in \Upsilon)$  which satisfies  $\sum_{a, b, c} P(a, b, c, \xi \in \Upsilon) \geq 1 - 2\varepsilon$ . For simplicity let us

assume that this bound is tight (otherwise one can repeat the following discussion with a second parameter  $\varepsilon' \leq \varepsilon$  and reach the same final conclusions), it follows that

$$P(a, b, c, \xi \in \Upsilon) + 2\varepsilon P'(a, b, c) = P(a, b, c), \quad (16)$$

where  $P'(a, b, c)$  is some<sup>5</sup> (non necessarily local) distribution.

Now, let us prolong the token functions  $T_\xi$  to all the values of the local variables that do not appear in  $\Upsilon$ , this can be done by e.g. assigning  $t_\xi = 0$  to all such values. With the token functions defined everywhere we can now define a new probability distribution

$$\tilde{P}(a, b, c) = \mathbb{E} \left( P_{ptc}(a|t_\beta, t_\gamma) P_{ptc}(b|t_\alpha, t_\gamma) P_{ptc}(c|t_\alpha, t_\beta) \right) \quad (17)$$

where the outputs are obtained with the PTC response functions

$$P_{ptc}(x|t_\xi, t_{\xi'}) = \begin{cases} 1 & x = t_\xi \oplus t_{\xi'} \oplus 1 \\ 0 & x \neq t_\xi \oplus t_{\xi'} \oplus 1 \end{cases}. \quad (18)$$

By construction this distribution is triangle local and PTC. Furthermore, we know that  $P(a, b, c)$  and  $\tilde{P}(a, b, c)$  agree on the subset  $\xi \in \Upsilon$ , hence the identity

$$P(a, b, c, \xi \in \Upsilon) + 2\varepsilon \tilde{P}'(a, b, c) = \tilde{P}(a, b, c) \quad (19)$$

holds for some PTC (non necessarily local) distributions  $\tilde{P}'$ . Combining Eqs. (16,19) we conclude that the observed local distribution must satisfy  $P(a, b, c) = \tilde{P}(a, b, c) - 2\varepsilon \tilde{P}'(a, b, c) + 2\varepsilon P'(a, b, c)$ , which can be nicely expressed in terms of total variation distance

$$\delta(P, \tilde{P}) = \frac{1}{2} \sum_{a, b, c} |P(a, b, c) - \tilde{P}(a, b, c)| \leq 2\varepsilon. \quad (20)$$

We have thus shown that any local distribution  $P(a, b, c)$  satisfying the approximate parity condition of Eq. (6), must be close to the local PTC set

$$\delta(P, \mathcal{L}_{\Delta|PTC}^2) = \min_{\tilde{P} \in \mathcal{L}_{\Delta|PTC}^2} \delta(P, \tilde{P}) \leq 2\varepsilon \quad (21)$$

In turn, the approximate parity conditions is equivalent to a bound on the total variation distance between  $P$  and the PTC slice of the probability set  $\delta(P, \mathcal{P}_{PTC}^2) = \min_{Q \in \mathcal{P}_{PTC}^2} \delta(P, Q) \leq \varepsilon$ . Therefore, we have shown the following result.

<sup>5</sup> Note that we know the values  $P'(a, b, c)$  on the outcomes with wrong parity and will exploit this fact later.



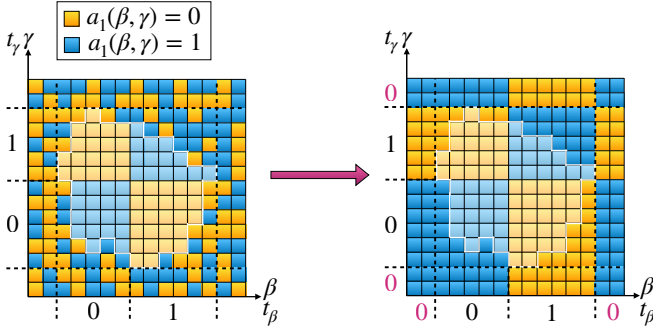


FIG. 2. A graphical representation of the construction used in the proof of approximate PTC rigidity. The coordinates along the axes represent different values of the local variables  $\beta$  and  $\gamma$ , here discretized to 15 possible values each. The color of each square gives the value of Alice's outcome  $a(\beta, \gamma) = 0$  (yellow) and  $a(\beta, \gamma) = 1$  (blue). On the left, the lighter region depicts the set  $\Upsilon$  on which the binary token functions  $t_\beta$  and  $t_\gamma$  are defined (given below the axes) and satisfy  $a(\beta, \gamma) = t_\beta \oplus t_\gamma \oplus 1$ . On the right, the token functions are prolonged on the whole set of local variable by setting them to 0 outside of  $\Upsilon$ . The values obtained by applying the PTC response function  $a(\beta, \gamma) = t_\beta \oplus t_\gamma \oplus 1$  (right) are not guaranteed to match the observed values  $a(\beta, \gamma)$  (left) outside of  $\Upsilon$ .

**Result 2.(Relaxation of the local set  $\mathcal{L}_\Delta^2$ )** Any triangle local distribution  $P(a, b, c) \in \mathcal{L}_\Delta^2$  that is close to the PTC slice of the probability set  $\delta(P, \mathcal{P}_{PTC}^2) \leq \varepsilon$  is also close to the local PTC set  $\delta(P, \mathcal{L}_{\Delta|PTC}^2) \leq 2\varepsilon$

In words the approximate rigidity allows us to define a cone of distributions  $\hat{\mathcal{L}}_\Delta^2$  that are accessible when going away from the PTC slice. Loosely speaking – if we only move a distance  $\varepsilon$  from  $\mathcal{L}_{\Delta|PTC}^2$  perpendicular to the PTC slice we can not move more than a distance  $\varepsilon$  inside the slice. Any distribution outside of the cone is guaranteed to be nonlocal, i.e. we have established an outer approximation of the local set  $\mathcal{L}_\Delta^2 \subset \hat{\mathcal{L}}_\Delta^2$ . It is an open question whether all quantum distributions are also contained in this cone.

To illustrate Result 2 we discuss the nonlocality of the noisy W distributions (see Appendix A).

#### IV. NOISE-ROBUST NONLOCALITY IN $\mathcal{Q}_\Delta^4$

We now consider a particular family of four-outcome quantum distributions on the triangle. Those are obtained from the following quantum models. Each source distributes a two-qubit state

$$|\psi\rangle = \lambda_0 |01\rangle + \lambda_1 |10\rangle, \quad (22)$$

with real and positive  $\lambda_0^2 + \lambda_1^2 = 1$ , to the neighbouring parties. While each party performs the same projective measurement  $\{\Pi_{x_1, x_2} = |\phi_{x_1, x_2}\rangle\langle\phi_{x_1, x_2}|\}$  on the two qubits it receives from neighbouring sources, with the

POVM elements given by projectors on the states

$$\begin{aligned} |\phi_{1,0}\rangle &= u |0, 1\rangle + v |1, 0\rangle \\ |\phi_{1,1}\rangle &= v |0, 1\rangle - u |1, 0\rangle \\ |\phi_{0,0}\rangle &= w |0, 0\rangle + z |1, 1\rangle \\ |\phi_{0,1}\rangle &= z |0, 0\rangle - w |1, 1\rangle \end{aligned} \quad (23)$$

with real positive  $u, v, w, z$  satisfying  $u^2 + v^2 = w^2 + z^2 = 1$ . The resulting family of quantum distribution is termed “tilted Bell state measurements” (TBSM) distribution, since the local measurements can be viewed as tilted Bell state measurements.

$$P(1, i, 1, j, 1, k) = (\lambda_0^3 u_i u_j u_k + \lambda_1^3 v_i v_j v_k)^2 \quad (24)$$

$$P(1, i, 0, j, 0, k) = (\lambda_0 \lambda_1^2 u_i w_j z_k + \lambda_1 \lambda_0^2 v_i w_k z_j)^2 \quad (25)$$

where  $u_0 = u, v_0 = v, w_0 = w, z_0 = z, u_1 = v, v_1 = -u, w_1 = z$  and  $z_1 = -w$

By setting  $w = 1 - z = 0$  one recovers the RGB4 family of distributions [14], while merging the outcomes (0, 0) and (0, 1) leads to the three-output family of quantum distributions introduced in [22].

As a warm up, we now present a proof of nonlocality of the distributions in Eq. (24) for a subsets of parameter values  $(\lambda_0, u, m)$ . It has the advantage of streamlining the proof techniques used in [14] and subsequently [22], while relying on the same basic idea, This will be helpful when we move to the noisy case.

##### A. Nonlocality of the noiseless TBSM distributions

The nonlocality proof proceeds by contradiction, so let us assume that the distribution is local. It is easy to see that when the second output is discarded, the resulting binary distributions

$$P(a_1, b_1, c_1) = \sum_{a_2, b_2, c_2} P(a_1, a_2, b_1, b_2, c_1, c_2) \quad (26)$$

satisfy the parity condition  $a_1 \oplus b_1 \oplus c_1 = 1$ . By rigidity, it follows that for any underlying local model there exist the binary token functions  $T_\xi$  that explain the distribution

$$P(\mathbf{x}_1) = \mathbb{E}(P_{PTC}(\mathbf{x}_1|\mathbf{t})), \quad (27)$$

where we introduced the compact notation  $\mathbf{x}_i = (a_i, b_i, c_i)$ ,  $\mathbf{t} = (t_\alpha, t_\beta, t_\gamma)$  and

$$P_{PTC}(\mathbf{x}_1|\mathbf{t}) = P_{ptc}(a_1|t_\beta, t_\gamma) P_{ptc}(b_1|t_\alpha, t_\gamma) P_{ptc}(c_1|t_\alpha, t_\beta),$$

with the response functions of Eq. (18). Furthermore, if  $E_{a_1}, E_{b_1}, E_{c_1} \neq 0$  the token distribution  $p(\mathbf{t}) = p_\alpha(t_\alpha) p_\beta(t_\beta) p_\gamma(t_\gamma)$  is known exactly via Eq. (5).

This conclusion is of course independent of whether we discard the outcomes  $\mathbf{x}_2$  or not. Hence, for any local model resulting in the TBSM distribution, we can

define the random variable  $\mathbf{t}$ , indicating the behavior of the tokens, using the Chain rule we have  $P(\mathbf{x}_1, \mathbf{x}_2) = \sum_{\mathbf{t}} p(\mathbf{t})P(\mathbf{x}_2|\mathbf{t})P(\mathbf{x}_1|\mathbf{t}, \mathbf{x}_2)$ . From the rigidity, we can infer that  $\mathbf{x}_1$  is solely a function of  $\mathbf{t}$ , leading to

$$P(\mathbf{x}_1, \mathbf{x}_2) = \sum_{\mathbf{t}} p(\mathbf{t})P_{PTC}(\mathbf{x}_1|\mathbf{t})P(\mathbf{x}_2|\mathbf{t}). \quad (28)$$

Here, all the distributions  $P(\mathbf{x}_2|\mathbf{t}) \in \mathcal{L}_{\Delta}^2$  must be triangle local. Furthermore, these distributions are not independent, since the output of a party (e.g.  $a_2$ ) can not be influenced by the source that is not connected to it (that is by  $\alpha$  and the token value  $t_\alpha$ ). This observation implies the following constraints on the marginal distributions  $P(a_2|\mathbf{t}) = \sum_{b_2, c_2} P(\mathbf{x}_2|\mathbf{t})$

$$P(a_2|t_\alpha = 0, t_\beta, t_\gamma) = P(a_2|t_\alpha = 1, t_\beta, t_\gamma) \quad \odot \quad (29)$$

and similar constraints for all permutations of parties, as indicated by the symbol  $\odot$ . The above discussion can be summarized as follows.

**Result 3. (Nonlocality of TBSM distributions)**

For any triangle local distribution  $P(\mathbf{x}_1, \mathbf{x}_2) \in \mathcal{L}_{\Delta}^4$  satisfying  $a_1 \oplus b_1 \oplus c_1 = 1$ , there exist eight probability distributions  $P(\mathbf{x}_2|\mathbf{t})$  such that

$$\begin{aligned} (3.i) \quad & P(\mathbf{x}_1, \mathbf{x}_2) = \sum_{\mathbf{t}} p(\mathbf{t})P_{PTC}(\mathbf{x}_1|\mathbf{t})P(\mathbf{x}_2|\mathbf{t}) \\ (3.ii) \quad & P(a_2|t_\alpha = 0, t_\beta, t_\gamma) = P(a_2|t_\alpha = 1, t_\beta, t_\gamma) \quad \odot \\ (3.iii) \quad & P(\mathbf{x}_2|\mathbf{t}) \in \mathcal{L}_{\Delta}^2 \quad \forall \mathbf{t} \end{aligned} \quad (30)$$

where  $P_{PTC}$  is the parity token counting response function and the token distribution  $p(\mathbf{t}) = p_\alpha(t_\alpha)p_\beta(t_\beta)p_\gamma(t_\gamma)$  is uniquely determined from  $P(\mathbf{x}_1)$  via Eq. (5) (except degenerate cases where it is not unique).

If we were able to show that these conditions can not be satisfied together, we could conclude that the distribution  $P(\mathbf{x}_1, \mathbf{x}_2)$  is nonlocal. Yet, the locality condition (3.iii) here is very challenging to formalize since we do not have a good characterization of the local set  $\mathcal{L}_{\Delta}^2$ . A simple solution is to relax it and keep the other two conditions. This relaxation gives rise to a simple linear program (LP) that must be feasible for any triangle local  $P(\mathbf{x}_1, \mathbf{x}_2)$  with  $a_1 \oplus b_1 \oplus c_1 = 1$ , that we give in appendix B.

In Fig. 3, we present the results of the LP for  $\lambda_0^2 = 0.225$ . One notes that the Result 3 can be used to prove the nonlocality of the noisy distribution, if the noise does not perturb the parity of the  $\mathbf{x}_1$  outcomes. For example, the local dephasing noise given by the channel  $\mathcal{E}_d : |\psi\rangle\langle\psi| \mapsto \varrho$  with

$$\varrho = (1-d)|\psi\rangle\langle\psi| + d(\lambda_0^2|01\rangle\langle 01| + \lambda_1^2|10\rangle\langle 10|) \quad (31)$$

is of this type. In the appendix B we give the LP which finds the minimal amount of dephasing noise such that

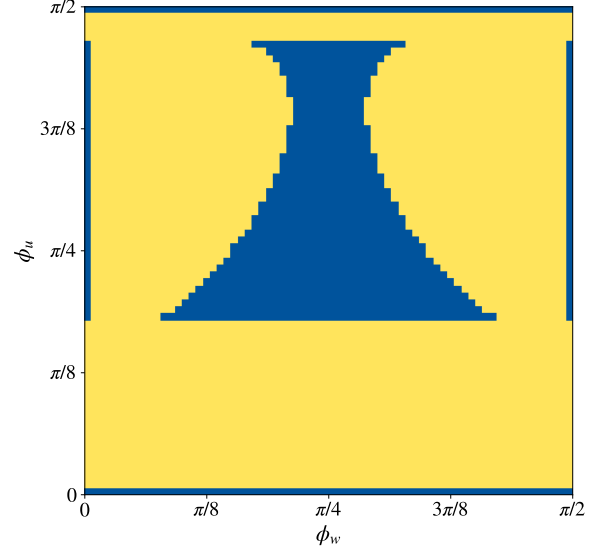


FIG. 3. **Nonlocality of noiseless TBSM distributions.** Nonlocal region depicted in yellow. Here distributions are parametrized via angles:  $u = \cos(\phi_u)$ ,  $w = \cos(\phi_w)$ . Parameter:  $\lambda_0^2 = 0.225$ .

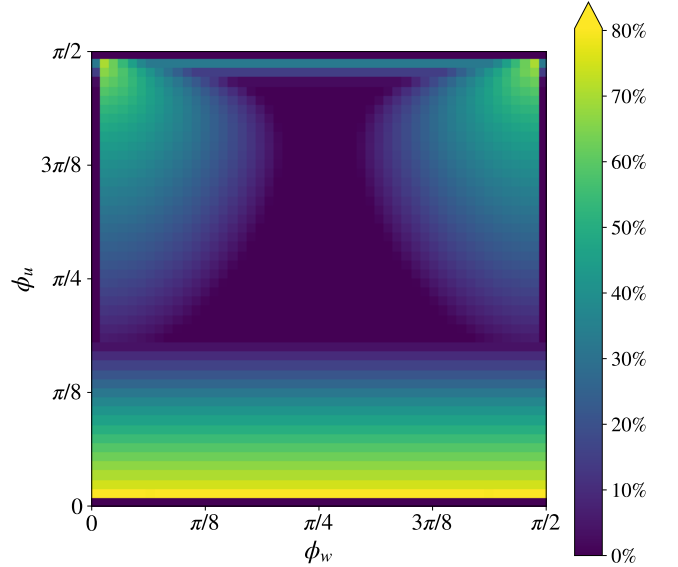


FIG. 4. **Dephasing Noise Robustness.** The amount of local dephasing noise  $d$  in Eq. (31) below which the TBSM distribution is guaranteed to be nonlocal. Parameters:  $u = \cos(\phi_u)$ ,  $w = \cos(\phi_w)$  and  $\lambda_0^2 = 0.225$ .

the distribution becomes triangle local. Its results are presented in Fig. 4 for  $\lambda_0^2 = 0.225$ .

Nevertheless, this still only applies to a slice of the quantum set  $\mathcal{Q}_{\Delta}^4$ . In the next section we derive an approach which singles out the nonlocality of a full-measure subset of triangle quantum distributions. Interestingly, we observe that the largest robustness to white noise, as well as for total-variation distance, is obtained for the

same parameters  $\lambda_0^2 = 0.225, \phi_u = 0.424$ .

### B. Nonlocality of the noisy TBSM distributions

Our main idea now is pretty simple – adjust the LP based nonlocality proof of the previous section to the setting of approximate PTC rigidity discussed in Section III.

Indeed, let us consider any triangle local distribution

$$P(\mathbf{x}_1, \mathbf{x}_2) = \mathbb{E}(P_A(a_1, a_2|\beta, \gamma)P_B(b_1, b_2|\alpha, \gamma)P_C(\dots))$$

such that  $\Pr(a_1 \oplus b_1 \oplus c_1 = 1) \geq 1 - \varepsilon$ . By approximate PTC rigidity we know that there exists a local PTC distribution  $\tilde{P}(\mathbf{x}_1)$  such that  $\delta(P(\mathbf{x}_1), \tilde{P}(\mathbf{x}_1)) \leq 2\varepsilon$ . This distribution was constructed by applying the token functions  $T_\xi$  to the sources, and replacing the detectors with the parity token counting response functions (See Fig. 2). This construction does not require us to discard the outcomes  $\mathbf{x}_2$ , and we can define a full distribution

$$\tilde{P}(\mathbf{x}_1, \mathbf{x}_2) = \mathbb{E}(P_{PTC}(\mathbf{x}_1|\mathbf{t})P_A(a_2|\beta, \gamma)P_B(b_2|\alpha, \gamma)\dots). \quad (32)$$

The distribution  $\tilde{P}$  is triangle local, by construction it agrees with the initial distribution on outcomes  $\mathbf{x}_2$  ( $\tilde{P}(\mathbf{x}_2) = P(\mathbf{x}_2)$ ), and is PTC local for the outcomes  $\mathbf{x}_1$ . Furthermore, we know that the two distributions match  $P(\mathbf{x}_1, \mathbf{x}_2, \xi \in \Upsilon) = \tilde{P}(\mathbf{x}_1, \mathbf{x}_2, \xi \in \Upsilon)$  on the subset  $\Upsilon$  of local variable values with  $\Pr(\xi \in \Upsilon) \geq 1 - 2\varepsilon$ , which is equivalent to a bound on their total variation distance

$$\delta(P(\mathbf{x}_1, \mathbf{x}_2), \tilde{P}(\mathbf{x}_1, \mathbf{x}_2)) \leq 2\varepsilon. \quad (33)$$

We have thus reached the following conclusion.

**Result 4. (Nonlocality of noisy TBSM distribution)** *For any triangle local distribution  $P(\mathbf{x}_1, \mathbf{x}_2) \in \mathcal{L}_\Delta^4$  satisfying  $\Pr(a_1 \oplus b_1 \oplus c_1 = 1) \geq 1 - \varepsilon$ , there exists a triangle local distribution  $\tilde{P}(\mathbf{x}_1, \mathbf{x}_2)$  such that*

$$\begin{aligned} (4.i) \quad & \tilde{P}(\mathbf{x}_1, \mathbf{x}_2) = 0 \quad \text{for } a_1 \oplus b_1 \oplus c_1 \neq 1 \\ (4.ii) \quad & \delta(P(\mathbf{x}_1, \mathbf{x}_2), \tilde{P}(\mathbf{x}_1, \mathbf{x}_2)) \leq 2\varepsilon. \\ (4.iii) \quad & \sum_{\mathbf{x}_1} \tilde{P}(\mathbf{x}_1, \mathbf{x}_2) = \sum_{\mathbf{x}_1} P(\mathbf{x}_1, \mathbf{x}_2) \end{aligned} \quad (34)$$

In turn, the distribution  $\tilde{P}$  satisfies the premises of the Result 3. We could thus verify the nonlocality of  $P$  by showing that no distribution  $\tilde{P}$  compatible with both Result 3 and 4 exists. A complication here is that the relation (5) between the distribution  $\tilde{P}(\mathbf{x}_1)$  and the underlying token distribution  $p(\mathbf{t})$  is non-linear. It is thus easier to introduce the token distributions  $p_\alpha, p_\beta, p_\gamma$  as additional variables rather than computing them from  $\tilde{P}$ . That way we can combine results 3 and 4 into the

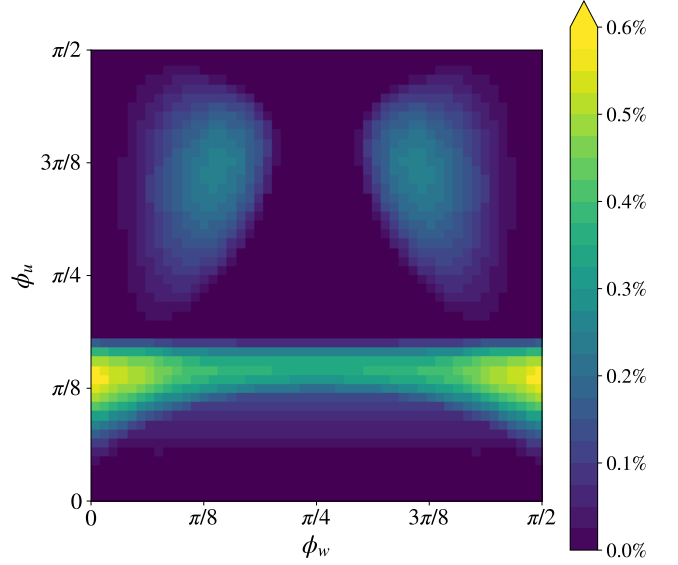


FIG. 5. **White Noise Robustness.** Maximal amount of white noise below which we can prove the nonlocality of TBSM distributions. The largest amount of noise that can be tolerated is here  $\omega = 0.6\%$ ; note that this value can be improved slightly (see main text). Parameters:  $u = \cos(\phi_u)$ ,  $w = \cos(\phi_w)$  and  $\lambda_0^2 = 0.225$ .

following corollary.

**Corollary of 4.** *For any triangle local distribution  $P(\mathbf{x}_1, \mathbf{x}_2) \in \mathcal{L}_\Delta^4$  satisfying  $\Pr(a_1 \oplus b_1 \oplus c_1 = 1) \geq 1 - \varepsilon$ , there exist probability distributions  $P(\mathbf{x}_2|\mathbf{t})$ ,  $p_\xi(t_\xi)$  and  $\tilde{P}(\mathbf{x}_1, \mathbf{x}_2)$  such that (4.ii), (4.iii), (3.ii), (3.iii) and*

$$(*) \quad \tilde{P}(\mathbf{x}_1, \mathbf{x}_2) = \sum_{\mathbf{t}} p(\mathbf{t}) P_{PTC}(\mathbf{x}_1|\mathbf{t}) P(\mathbf{x}_2|\mathbf{t}) \quad (35)$$

for  $p(\mathbf{t}) = p_\alpha(t_\alpha)p_\beta(t_\beta)p_\gamma(t_\gamma)$ .

As in the ideal case in order to verify this feasibility problem we start by forgetting the condition (3.iii) requiring the distributions  $P(\mathbf{x}_2|\mathbf{t})$  to be local. Note also that the condition (4.ii) on the total variation distance  $\delta(P, \tilde{P}) \leq 2\varepsilon$  is equivalent to the existence of two probability distributions  $P'(\mathbf{x}_1, \mathbf{x}_2)$  and  $\tilde{P}'(\mathbf{x}_1, \mathbf{x}_2)$  fulfilling  $P + 2\varepsilon P' = \tilde{P} + 2\varepsilon \tilde{P}'$ . By introducing these probabilities as variables we can rewire the conditions (4.iii) and (\*) as

$$(4.iii') \quad \sum_{\mathbf{x}_1} \tilde{P}'(\mathbf{x}_1, \mathbf{x}_2) = \sum_{\mathbf{x}_1} P'(\mathbf{x}_1, \mathbf{x}_2) \quad (36)$$

$$\begin{aligned} (*)' \quad & P(\mathbf{x}_1, \mathbf{x}_2) + 2\varepsilon(P'(\mathbf{x}_1, \mathbf{x}_2) - \tilde{P}'(\mathbf{x}_1, \mathbf{x}_2)) \\ & = \sum_{\mathbf{t}} p(\mathbf{t}) P_{PTC}(\mathbf{x}_1|\mathbf{t}) P(\mathbf{x}_2|\mathbf{t}) \end{aligned} \quad (37)$$

and get rid of (4.ii) and the variable  $\tilde{P}(\mathbf{x}_1, \mathbf{x}_2)$ . Finally, it is also possible to directly bound the values of the token

probabilities  $p_\xi(t_\xi)$  from (4.ii). One easily sees that the total variation distance implies  $|\tilde{E}_{x_1} - E_{x_1}| \leq 4\varepsilon$ . In fact, a slightly better bound can be obtained by using the fact that  $\tilde{P}$  is in the PTC slice

$$|\tilde{E}_{x_1} - E_{x_1}^\Lambda| \leq 3\varepsilon, \quad (38)$$

where  $E_{x_1}^\Lambda = \Pr(x_1 = 0, a_1 \oplus b_1 \oplus c_1 = 1) - \Pr(x_1 = 1, a_1 \oplus b_1 \oplus c_1 = 1)$ . Hence, if all the correlators for the observed distribution satisfy  $|E_{x_1}^\Lambda| \geq 3\varepsilon$  one can use Eq. (5) to obtain

$$\begin{aligned} \frac{1}{2} \left( 1 + \sqrt{\frac{(|E_{b_1}^\Lambda| - 3\varepsilon)(|E_{c_1}^\Lambda| - 3\varepsilon)}{|E_{a_1}^\Lambda| + 3\varepsilon}} \right) &\leq p_\alpha(0) \\ &\leq \frac{1}{2} \left( 1 + \sqrt{\frac{(|E_{b_1}^\Lambda| + 3\varepsilon)(|E_{c_1}^\Lambda| + 3\varepsilon)}{|E_{a_1}^\Lambda| - 3\varepsilon}} \right) \quad \circlearrowright. \end{aligned} \quad (39)$$

In the Appendix C we show how using this bound the feasibility problem in Eq. (35) can be relaxed to an LP, or a tighter collection of LPs for a grid of values  $p_\xi(0)$ . To illustrate this approach we now consider the family of noisy TBSM distributions, where local white noise is added to the pure state in Eq. (22) leading to the density operator

$$\rho = (1 - \omega) |\psi\rangle\langle\psi| + \omega \frac{\mathbb{1}}{2} \otimes \frac{\mathbb{1}}{2}. \quad (40)$$

The resulting distribution satisfies  $\Pr(a_1 \oplus b_1 \oplus c_1 = 1) = \frac{1}{2}(1 + (1 - \omega)^3)$ . In Fig. 5 we plot the maximal amount of white noise  $\omega$  for which we can prove the nonlocality of the distribution for  $\lambda_0^2 = 0.225$  and different measurement parameters. The maximal value that we find is about  $\omega = 0.67\%$  at  $\phi_u = 0.424$ .

In Appendix D we also discuss the nonlocality of the distributions for white noise at the measurements, measurements with a no-click probability, as well as photon-number-resolving detectors with limited efficiency in the case of the single-photon entanglement implementation [28].

### C. Nonlocality of regions of the quantum set.

So far we argued how the nonlocality of a given distribution  $P(\mathbf{x}_1, \mathbf{x}_2)$  can be demonstrated. However, to better understand the separation between the quantum and the local sets it is more insightful to derive expressions which single out whole regions of the quantum sets that are guaranteed to be nonlocal, similarly to the usual Bell tests. In the case of nonlocality without inputs, considered here, such expression must be nonlinear. We now derive such "Bell tests" in terms of total variation distance balls around a target quantum distribution.

Given a target quantum distribution  $\bar{P}(\mathbf{x}_1, \mathbf{x}_2) \in \mathcal{Q}_\Delta^4$  define the total variation distance ball as the following subset of the correlation set

$$\mathcal{B}_\varepsilon(\bar{P}) = \{P \in \mathcal{P}_\Delta^4 \mid \delta(P, \bar{P}) \leq \varepsilon\}. \quad (41)$$

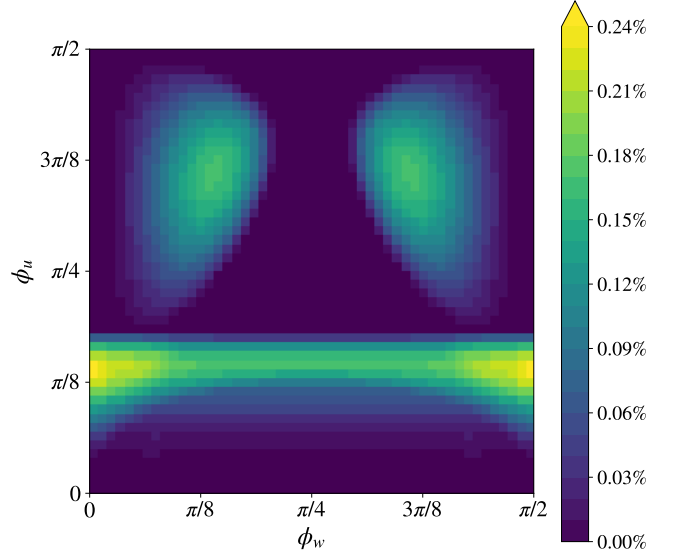


FIG. 6. **Total Variation.** The size of the total variation distance ball  $\mathcal{B}_\varepsilon(\bar{P})$  in Eq. (41) around the ideal TBSM distributions, for which we prove nonlocality. The maximal value we find is  $\varepsilon = 0.24\%$ , which can be improved to  $\varepsilon = 0.27\%$  (see main text). Parameters:  $u = \cos(\phi_u)$ ,  $w = \cos(\phi_w)$  and  $\lambda_0^2 = 0.225$ .

We will now show that for well chosen target distributions  $\bar{P}$  and small enough  $\varepsilon$  the whole set  $\mathcal{B}_\varepsilon(\bar{P})$  is nonlocal.

Concretely, consider  $\bar{P}$  such that  $a_1 \oplus b_1 \oplus c_1 = 1$ . Any distribution  $P \in \mathcal{B}_\varepsilon(\bar{P})$  must satisfy

$$\Pr(a_1 \oplus b_1 \oplus c_1 = 1) \geq 1 - \varepsilon. \quad (42)$$

In addition, if the ball contains some triangle local distribution  $P$  by Result 4 there must exist a local PTC distribution  $\tilde{P}$  with  $\delta(\tilde{P}(\mathbf{x}_1, \mathbf{x}_2), P(\mathbf{x}_1, \mathbf{x}_2)) \leq 2\varepsilon$  by (4.ii) and  $\delta(\tilde{P}(\mathbf{x}_2), P(\mathbf{x}_2)) = 0$  by (4.iii). By the triangle inequality  $\tilde{P}$  must also satisfy

$$\delta(\tilde{P}(\mathbf{x}_1, \mathbf{x}_2), \bar{P}(\mathbf{x}_1, \mathbf{x}_2)) \leq \delta(\tilde{P}, P) + \delta(P, \bar{P}) \leq 3\varepsilon \quad (43)$$

$$\delta(\tilde{P}(\mathbf{x}_2), \bar{P}(\mathbf{x}_2)) \leq 0 + \delta(P, \bar{P}) \leq \varepsilon. \quad (44)$$

Leading to the following conclusion.

**Result 5. (Nonlocality of a ball  $\mathcal{B}_\varepsilon(\bar{P})$ )** *If the ball  $\mathcal{B}_\varepsilon(\bar{P}) \subset \mathcal{P}_\Delta^4$  contains triangle local distributions, there exists a triangle local distribution  $\tilde{P}(\mathbf{x}_1, \mathbf{x}_2)$  such that*

- (5.i)  $\tilde{P}(\mathbf{x}_1, \mathbf{x}_2) = 0$  for  $a_1 \oplus b_1 \oplus c_1 \neq 1$
- (5.ii)  $\delta(\tilde{P}(\mathbf{x}_1, \mathbf{x}_2), \bar{P}(\mathbf{x}_1, \mathbf{x}_2)) \leq 3\varepsilon.$
- (5.iii)  $\delta(\tilde{P}(\mathbf{x}_2), \bar{P}(\mathbf{x}_2)) \leq \varepsilon.$

Naturally, this can be combined with the Result 3 in order to show that no local distribution  $\tilde{P}$  fulfilling (5.i) – (5.iii) can exist. The argumentation is fairly similar to the corollary of the result 4, and it is pointless to



repeat in the main text. In the Appendix E we present an LP relaxation of this feasibility problem. Note that the above formulation of Result 5 is elegant but not exactly tight with the argument leading to it. This is because the conditions (5.ii) and (5.iii) ignore the fact that the triangle inequality in Eqs. (43,44) is applied for the same distribution  $P(\mathbf{x}_1, \mathbf{x}_2)$ , which must satisfy  $\delta(\tilde{P}(\mathbf{x}_2), P(\mathbf{x}_2)) = 0$ . The LP derived in the appendix directly relies on the Eqs. (43,44). In Fig. 6 we plot the size of the ball  $\varepsilon$  around the TBSM distributions with  $\lambda_0^2 = 0.225$  which we prove to be nonlocal. The largest value we find is  $\varepsilon = 0.27\%$  and it is achieved for an RGB4 distribution ( $w = 0$ ).

## V. DISCUSSION

We have derived noise-robust proofs of quantum nonlocality in the triangle network without inputs. Our key ingredient is a result of approximate rigidity for parity token (PTC) local distributions. This allowed us to obtain bounds on the admissible noise for a general family of quantum distributions that we introduced, generalizing the RGB4 distributions [14]. We characterized noise-robustness in terms of limited visibility for the source states, considering dephasing and white noise. Alternatively, we can also characterize distributions in the vicinity of a target distribution, via a bound on the total-variation distance.

Our work opens different perspectives. First, it would be interesting to see if our methods can be applied to

larger networks and distributions satisfying PTC. This may lead to proofs of network nonlocality that are more robust to noise compared to the present results.

Another direction is to see how to strengthen the noise robustness for the nonlocality proof in our Result 4. A promising option is to revisit Result 3, and strengthen the last condition (3.iii). We used the standard implementation of the inflation technique, but stronger versions could be obtained by exploiting nonlinear constraints. While we could prove a robustness to white noise up to 0.67%, there is still potential for significant improvements; indeed numerical methods [17] suggest a robustness of up to  $\sim 10\%$ . Any progress in this direction would be relevant, in particular from the perspective of experimental demonstrations. Concerning dephasing noise, we demonstrated strong robustness, up to  $\sim 80\%$ . We conjecture that there exist quantum distributions that can tolerate an amount of dephasing noise arbitrarily close to one.

It would also be interesting to see if the property of approximate PTC rigidity can be extended from local models to quantum ones. If not, this could indicate the existence of quantum nonlocal correlations in the triangle network with binary outputs (and no inputs).

*Acknowledgements.*— We thank Wolfgang Dür for discussions. We acknowledge financial support from the Swiss National Science Foundation (project 2000021 and NCCR SwissMAP) and by the Swiss Secretariat for Education, Research and Innovation (SERI) under contract number UeM019-3.

- 
- [1] Armin Tavakoli, Alejandro Pozas-Kerstjens, Ming-Xing Luo, and Marc-Olivier Renou. Bell nonlocality in networks. *Reports on Progress in Physics*, 85(5):056001, mar 2022.
  - [2] C. Branciard, N. Gisin, and S. Pironio. Characterizing the nonlocal correlations created via entanglement swapping. *Phys. Rev. Lett.*, 104:170401, Apr 2010.
  - [3] Cyril Branciard, Denis Rosset, Nicolas Gisin, and Stefano Pironio. Bilocal versus nonbilocal correlations in entanglement-swapping experiments. *Physical Review A*, 85(3), Mar 2012.
  - [4] Tobias Fritz. Beyond Bell's theorem: correlation scenarios. *New Journal of Physics*, 14(10):103001, oct 2012.
  - [5] Denis Rosset, Cyril Branciard, Tomer Jack Barnea, Gilles Pütz, Nicolas Brunner, and Nicolas Gisin. Nonlinear bell inequalities tailored for quantum networks. *Phys. Rev. Lett.*, 116:010403, Jan 2016.
  - [6] Elie Wolfe, Robert W Spekkens, and Tobias Fritz. The inflation technique for causal inference with latent variables. *Journal of Causal Inference*, 7(2), 2019.
  - [7] Marc-Olivier Renou, Yuyi Wang, Sadra Boreiri, Salman Beigi, Nicolas Gisin, and Nicolas Brunner. Limits on correlations in networks for quantum and no-signaling resources. *Physical review letters*, 123(7):070403, 2019.
  - [8] Johan Åberg, Ranieri Nery, Cristhiano Duarte, and Rafael Chaves. Semidefinite tests for quantum network topologies. *Phys. Rev. Lett.*, 125:110505, Sep 2020.
  - [9] Elie Wolfe, Alejandro Pozas-Kerstjens, Matan Grinberg, Denis Rosset, Antonio Acín, and Miguel Navascués. Quantum inflation: A general approach to quantum causal compatibility. *Physical Review X*, 11, 05 2021.
  - [10] Patricia Contreras-Tejada, Carlos Palazuelos, and Julio I. de Vicente. Genuine multipartite nonlocality is intrinsic to quantum networks, 2020.
  - [11] Nicolas Gisin, Jean-Daniel Bancal, Yu Cai, Patrick Remy, Armin Tavakoli, Emmanuel Zambrini Cruzeiro, Sandu Popescu, and Nicolas Brunner. Constraints on nonlocality in networks from no-signaling and independence. *Nature Communications*, 11(1):1–6, 2020.
  - [12] Emanuele Polino, Davide Poderini, Giovanni Rodari, Iris Agresti, Alessia Suprano, Gonzalo Carvacho, Elie Wolfe, Askery Canabarro, George Moreno, Giorgio Milani, Robert W. Spekkens, Rafael Chaves, and Fabio Sciarrino. Experimental nonclassicality in a causal network without assuming freedom of choice. *Nature Communications*, 14(1), feb 2023.
  - [13] Nicolas Gisin. Entanglement 25 years after quantum teleportation: testing joint measurements in quantum networks. *Entropy*, 21(3):325, 2019.
  - [14] Marc-Olivier Renou, Elisa Bäumer, Sadra Boreiri, Nico-

- las Brunner, Nicolas Gisin, and Salman Beigi. Genuine quantum nonlocality in the triangle network. *Physical Review Letters*, 123(14), Sep 2019.
- [15] Ivan Šupić, Jean-Daniel Bancal, Yu Cai, and Nicolas Brunner. Genuine network quantum nonlocality and self-testing. *Phys. Rev. A*, 105:022206, Feb 2022.
- [16] Pavel Sekatski, Sadra Boreiri, and Nicolas Brunner. Partial self-testing and randomness certification in the triangle network. *Phys. Rev. Lett.*, 131:100201, Sep 2023.
- [17] Tamás Kriváchy, Yu Cai, Daniel Cavalcanti, Arash Tavakoli, Nicolas Gisin, and Nicolas Brunner. A neural network oracle for quantum nonlocality problems in networks. *npj Quantum Information*, 6(1):1–7, 2020.
- [18] J. S. Bell. On the Einstein Podolsky Rosen paradox. *Physics Physique Fizika*, 1:195–200, Nov 1964.
- [19] John F Clauser, Michael A Horne, Abner Shimony, and Richard A Holt. Proposed experiment to test local hidden-variable theories. *Physical review letters*, 23(15):880, 1969.
- [20] Nicolas Brunner, Daniel Cavalcanti, Stefano Pironio, Valerio Scarani, and Stephanie Wehner. Bell nonlocality. *Rev. Mod. Phys.*, 86:419–478, Apr 2014.
- [21] Rafael Chaves, Christian Majenz, and David Gross. Information-theoretic implications of quantum causal structures. *Nature Communications*, 6(1), jan 2015.
- [22] Sadra Boreiri, Antoine Girardin, Bora Ulu, Patryk Lipka-Bartosik, Nicolas Brunner, and Pavel Sekatski. Towards a minimal example of quantum nonlocality without inputs. *Phys. Rev. A*, 107:062413, Jun 2023.
- [23] Thomas C. Fraser and Elie Wolfe. Causal compatibility inequalities admitting quantum violations in the triangle structure. *Phys. Rev. A*, 98:022113, Aug 2018.
- [24] Mirjam Weilenmann and Roger Colbeck. Non-shannon inequalities in the entropy vector approach to causal structures. *Quantum*, 2:57, mar 2018.
- [25] Ivan Šupić, Jean-Daniel Bancal, and Nicolas Brunner. Quantum nonlocality in networks can be demonstrated with an arbitrarily small level of independence between the sources. *Phys. Rev. Lett.*, 125:240403, Dec 2020.
- [26] Rafael Chaves, George Moreno, Emanuele Polino, Davide Poderini, Iris Agresti, Alessia Suprano, Mariana R. Barros, Gonzalo Carvacho, Elie Wolfe, Askery Canabarro, Robert W. Spekkens, and Fabio Sciarrino. Causal networks and freedom of choice in bell’s theorem. *PRX Quantum*, 2:040323, Nov 2021.
- [27] Marc-Olivier Renou and Salman Beigi. Network nonlocality via rigidity of token counting and color matching. *Physical Review A*, 105(2):022408, 2022.
- [28] Paolo Abiuso, Tamás Kriváchy, Emanuel-Cristian Boghiu, Marc-Olivier Renou, Alejandro Pozas-Kerstjens, and Antonio Acín. Single-photon nonlocality in quantum networks. *Phys. Rev. Research*, 4:L012041, Mar 2022.
- [29] Alejandro Pozas-Kerstjens, Nicolas Gisin, and Marc-Olivier Renou. Proofs of network quantum nonlocality in continuous families of distributions. *Phys. Rev. Lett.*, 130:090201, Feb 2023.
- [30] J. A. Nelder and R. Mead. A Simplex Method for Function Minimization. *The Computer Journal*, 7(4):308–313, 01 1965.
- [31] Pauli Virtanen, Ralf Gommers, Travis E. Oliphant, Matt Haberland, Tyler Reddy, David Cournapeau, Evgeni Burovski, Pearu Peterson, Warren Weckesser, Jonathan Bright, Stéfan J. van der Walt, Matthew Brett, Joshua Wilson, K. Jarrod Millman, Nikolay Mayorov, Andrew R. J. Nelson, Eric Jones, Robert Kern, Eric Larson, C J Carey, İlhan Polat, Yu Feng, Eric W. Moore, Jake VanderPlas, Denis Laxalde, Josef Perktold, Robert Cimrman, Ian Henriksen, E. A. Quintero, Charles R. Harris, Anne M. Archibald, Antônio H. Ribeiro, Fabian Pedregosa, Paul van Mulbregt, and SciPy 1.0 Contributors. SciPy 1.0: Fundamental Algorithms for Scientific Computing in Python. *Nature Methods*, 17:261–272, 2020.
- [32] MOSEK ApS. *MOSEK Optimizer API for Python 10.1.16*, 2019.

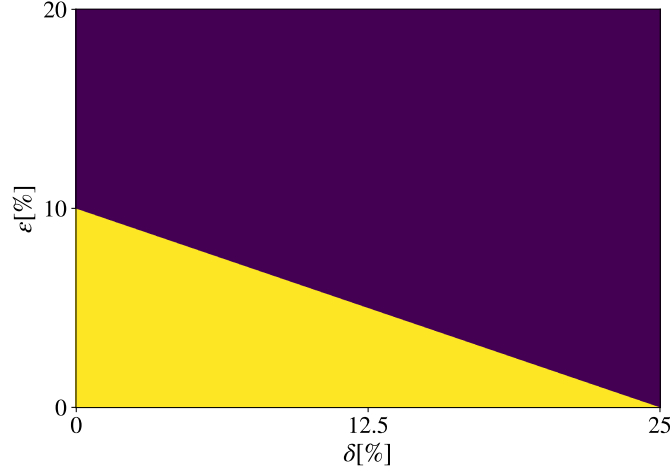


FIG. 7. In yellow we show the parameter region  $(\varepsilon, \delta)$  where the noisy W-distributions  $P_W^{(\varepsilon, \delta)}(a, b, c)$  in Eq. (A1) appear to be nonlocal.

### Appendix A: The noisy W-distribution

In this section we illustrate the Result 2 and discuss the nonlocality of noisy W-distributions. Such distributions  $P_W^{(\varepsilon, \delta)}$  are given by

$$P_W^{(\varepsilon, \delta)}(100) = \frac{1 - \varepsilon - \delta}{3} \circ, \quad P_W^{(\varepsilon, \delta)}(111) = \delta \quad (\text{A1})$$

and the other terms left unspecified. It satisfies the PTC condition with probability  $1 - \varepsilon$ . Hence, by our Result 2 we know that there must exist a local PTC distribution  $P(a, b, c)$  such that  $\delta(P_W^{(\varepsilon, \delta)}, P) \leq 2\varepsilon$ . With straightforward algebra, this condition can be rewritten as

$$\Delta^{(\varepsilon, \delta)}(P) = \sum_{(a,b,c)=(100),(010),(001)} \left| \frac{1 - \varepsilon - \delta}{3} - P(a, b, c) \right| + |\delta - P(111)| - 3\varepsilon \leq 0. \quad (\text{A2})$$

Now, the set of the PTC distributions can be parameterized with the three “token probabilities”  $p_\xi(0) = q_\xi \in [0, 1]$  leading to

$$P(111) = q_\alpha q_\beta q_\gamma + (1 - q_\alpha)(1 - q_\beta)(1 - q_\gamma) \quad (\text{A3})$$

$$P(100) = (1 - q_\alpha)q_\beta q_\gamma + q_\alpha(1 - q_\beta)(1 - q_\gamma) \quad \circ. \quad (\text{A4})$$

Therefore the implication of the result two is equivalent to

$$\Delta_{\min}^{(\varepsilon, \delta)} = \min_{q_\alpha, q_\beta, q_\gamma} \Delta^{(\varepsilon, \delta)}(q_\alpha q_\beta q_\gamma) \leq 0, \quad (\text{A5})$$

since there must exist a combination of  $q_\alpha, q_\beta, q_\gamma$  for which  $\Delta^{(\varepsilon, \delta)}(P) \leq 0$  holds. To prove that a distribution  $P_W^{(\varepsilon, \delta)}$  is not triangle local it is thus sufficient to show that  $\Delta_{\min}^{(\varepsilon, \delta)} > 0$ .

To perform the minimization in Eq. (A5), we used the Nelder-Mead or simplex search method [30] via the Python library SciPy [31]. The results of the minimization are reported in Fig. 7. Note that this is an empirical minimization algorithm, which does not provide a convergence guarantee. Therefore, we have only proven the nonlocality of a given distribution under the assumption that the global minimum was found. Nevertheless, the goal function  $\Delta^{(\varepsilon, \delta)}(q_\alpha, q_\beta, q_\gamma)$  is a smooth and well-behaved function of three variables on a compact interval, and with more computational resources it is possible to do the minimization in a guaranteed manner, e.g. using a branch-and-bound algorithm.

### Appendix B: Linear Program for TBSM when PTC is satisfied exactly

**Definition 1.** For a binary tuple of outputs  $\mathbf{x} = (a, b, c)$ , and a binary tuple of tokens  $\mathbf{t} = (t_\alpha, t_\beta, t_\gamma)$ , we define the PTC response function as follows:

$$P_{PTC}(\mathbf{x}|\mathbf{t}) = \begin{cases} 1 & a = t_\beta \oplus t_\gamma \oplus 1, \ b = t_\gamma \oplus t_\alpha \oplus 1, \ c = t_\alpha \oplus t_\beta \oplus 1 \\ 0 & o.w. \end{cases}.$$

This function is indeed, an indicator function of whether the outputs  $\mathbf{x}$  and tokens  $\mathbf{t}$  are consistent. Note that clearly for any  $\mathbf{t}$  there is only one consistent  $\mathbf{x}$ , and more interestingly for any PTC tuple  $\mathbf{x} = (a, b, c)$ , i.e.  $a \oplus b \oplus c = 1$ , there are exactly two consistent tokens  $\mathbf{t}$ , which are flipped of each other. For example for  $\mathbf{x} = (1, 1, 1)$  we find  $\mathbf{t} = (1, 1, 1)$ , or  $\mathbf{t} = (0, 0, 0)$ .

**Noiseless case:** nonlocality of  $P(\mathbf{x}_1\mathbf{x}_2)$  can be checked by the infeasibility of the following linear program with 8 probability distributions (64 variables)  $P(\mathbf{x}_2|\mathbf{t})$ , where we use the compact notation  $\mathbf{x}_i = (a_i, b_i, c_i)$ ,  $\mathbf{t} = (t_\alpha, t_\beta, t_\gamma)$

$$\begin{aligned} (i) \quad & P(\mathbf{x}_1, \mathbf{x}_2) = \sum_{\mathbf{t}} p(\mathbf{t}) P_{PTC}(\mathbf{x}_1|\mathbf{t}) P(\mathbf{x}_2|\mathbf{t}) \\ (ii) \quad & \sum_{b_2, c_2} P(a_2, b_2, c_2|0, t_\beta, t_\gamma) - \sum_{b_2, c_2} P(a_2, b_2, c_2|1, t_\beta, t_\gamma) = 0 \quad \odot \end{aligned} \quad (B1)$$

Note that as mentioned before, for any PTC tuple of  $\mathbf{x}_1$ , there are exactly two consistent  $\mathbf{t}$ , therefore the sum in (i), is only over two terms.

**Dephasing noise:** the local dephasing noise given by the channel  $\mathcal{E}_d : |\psi\rangle\langle\psi| \mapsto \varrho$  with

$$\varrho = (1-d)|\psi\rangle\langle\psi| + d(\lambda_0^2|01\rangle\langle 01| + \lambda_1^2|10\rangle\langle 10|) \quad (B2)$$

where  $|\psi\rangle = \lambda_0|01\rangle + \lambda_1|10\rangle$ . Note that the resulting distribution  $P$  in the presence of the dephasing noise is still a PTC distribution and can be written as

$$P = (1-d)^3 P_Q + (1 - (1-d)^3) P_C$$

Where  $P_Q$  is the quantum distribution obtained without the presence of dephasing noise ( $d = 0$ ), and  $P_C$  is the classical distribution ( $d = 1$ ), therefore we have,  $P = P_Q + (P_C - P_Q)e$  for  $e := (1 - (1-d)^3)$  and using (B1) finding the minimum amount of dephasing noise  $d$  for which the distribution becomes local can be written as

$$\text{Minimize } e \quad (B3)$$

$$\text{s.t. } (i) \quad P_Q(\mathbf{x}_1\mathbf{x}_2) = \sum_{\mathbf{t}} p(\mathbf{t}) P_{PTC}(\mathbf{x}_1|\mathbf{t}) P(\mathbf{x}_2|\mathbf{t}) + (P_Q(\mathbf{x}_1\mathbf{x}_2) - P_C(\mathbf{x}_1\mathbf{x}_2))e \quad (B4)$$

$$(ii) \quad \sum_{b_2, c_2} P(a_2, b_2, c_2|0, t_\beta, t_\gamma) - \sum_{b_2, c_2} P(a_2, b_2, c_2|1, t_\beta, t_\gamma) = 0 \quad \odot \quad (B5)$$

Solving this LP, we find the optimum value  $e^*$ , which translates to the optimum dephasing noise  $d^* = 1 + \sqrt[3]{e^* - 1}$ . We used MOSEK Optimizer API for Python to solve the Linear Program [32].

### Appendix C: Linear Program for noisy TBSM distributions

**Lemma 1.** For probability distributions  $p(x)$  and  $q(x)$  the following statements are equivalent,

- (i) There exist probability distributions  $p'$  and  $q'$  such that  $p(x) = q(x) + \varepsilon p'(x) - \varepsilon q'(x)$
- (ii)  $\delta_{TV}(p, q) \leq \varepsilon$

*Proof.* (i)  $\Rightarrow$  (ii) :

$$\delta_{TV}(p, q) = \frac{1}{2} \sum_x |p(x) - q(x)| = \frac{\varepsilon}{2} \sum_x |p'(x) - q'(x)| = \varepsilon \delta_{TV}(p', q') \leq \varepsilon$$

(ii)  $\Rightarrow$  (i) : let's define  $r(x) = p(x) - q(x)$ , then we have  $\sum_x r(x) = 0$  and  $\sum_x |r(x)| \leq \varepsilon$  we define  $p'(x) = \frac{|r(x)|}{\sum_x |r(x)|}$  and  $q'(x) = p'(x) - \frac{r(x)}{\varepsilon}$ . □

**LP for an observed distribution with  $\Pr(\mathbf{a}_1 \oplus \mathbf{b}_1 \oplus \mathbf{c}_1 = 1) \geq 1 - \varepsilon$ :** Nonlocality of an observed distribution  $P(\mathbf{x}_1 \mathbf{x}_2)$  can be checked by the infeasibility of the following quadratic constrained program with 6 probability distributions  $P(\mathbf{x}_2, \mathbf{t}), P'(\mathbf{x}_1, \mathbf{x}_2), \tilde{P}'(\mathbf{x}_1, \mathbf{x}_2), p_\alpha(t), p_\beta(t), p_\gamma(t)$ .

$$(*) \quad P(\mathbf{x}_1, \mathbf{x}_2) = \underbrace{\sum_{\mathbf{t}} P_{PTC}(\mathbf{x}_1 | \mathbf{t}) P(\mathbf{x}_2, \mathbf{t})}_{\tilde{P}(\mathbf{x}_1 \mathbf{x}_2)} - 2\varepsilon P'(\mathbf{x}_1, \mathbf{x}_2) + 2\varepsilon \tilde{P}'(\mathbf{x}_1, \mathbf{x}_2) \quad (C1)$$

$$(4.iii') \quad \sum_{\mathbf{x}_1} \tilde{P}'(\mathbf{x}_1, \mathbf{x}_2) = \sum_{\mathbf{x}_1} P'(\mathbf{x}_1, \mathbf{x}_2) \quad (C2)$$

$$(ii) \quad p_\alpha(1) \sum_{b_2, c_2} P(a_2, b_2, c_2, 0, t_\beta, t_\gamma) - p_\alpha(0) \sum_{b_2, c_2} P(a_2, b_2, c_2, 1, t_\beta, t_\gamma) = 0 \quad \odot$$

Note that  $P(t_\alpha, t_\beta, t_\gamma) = p_\alpha(t_\alpha)p_\beta(t_\beta)p_\gamma(t_\gamma)$  is implied by the last constraint. Furthermore, this constraint is coming from the network structure which implies  $P(a_2|0, t_\beta, t_\gamma) = P(a_2|1, t_\beta, t_\gamma)$ . Moreover, note that here  $p_\alpha(t), p_\beta(t), p_\gamma(t)$  correspond to the PTC distribution  $\tilde{P}$  and not the observed distribution  $P$ , therefore we do not know their values and we consider them as additional variables. Note that the quadratic constrains in (iii) are not convex, i.e. if we write these constrains in the form of  $x^T Q x$ , the matrix  $Q$  is not positive semidefinite.

Note that although we do not know the distributions  $p_\alpha(t), p_\beta(t), p_\gamma(t)$  but we can bound them:

First notice that  $p_\alpha(t_\alpha = 0) = \frac{1}{2}(1 + \sqrt{|\frac{\tilde{E}_{b_1}\tilde{E}_{c_1}}{E_{a_1}}|})$ . Where,  $\tilde{E}_{x_1} = \tilde{P}(x_1 = 0) - \tilde{P}(x_1 = 1)$ . It's straightforward to see that the total variation distance leads to the conclusion that  $|\tilde{E}_{x_1} - E_{x_1}| \leq 4\varepsilon$ . In fact, a slightly better bound can be obtained by using the fact that  $\tilde{P}$  is in the PTC slice, see section C1 below,

$$|\tilde{E}_{x_1} - E_{x_1}^\Lambda| \leq 3\varepsilon, \quad (C3)$$

where  $E_{x_1}^\Lambda = P(x_1 = 0, a_1 \oplus b_1 \oplus c_1 = 1) - P(x_1 = 1, a_1 \oplus b_1 \oplus c_1 = 1)$  is computed from the PTC part of the observed distribution  $P$ . Hence, if all the correlators for the observed distribution satisfy  $|E_{x_1}^\Lambda| \geq 3\varepsilon$  one can use Eq. (5) to obtain

$$l_\alpha := \frac{1}{2} \left( 1 + \sqrt{\frac{(|E_{b_1}^\Lambda| - 3\varepsilon)(|E_{c_1}^\Lambda| - 3\varepsilon)}{|E_{a_1}^\Lambda| + 3\varepsilon}} \right) \leq p_\alpha(0) \leq \frac{1}{2} \left( 1 + \sqrt{\frac{(|E_{b_1}^\Lambda| + 3\varepsilon)(|E_{c_1}^\Lambda| + 3\varepsilon)}{|E_{a_1}^\Lambda| - 3\varepsilon}} \right) := u_\alpha \quad \odot. \quad (C4)$$

Therefore (ii) can be written as:

$$l_\alpha \sum_{b_2, c_2} P(a_2, b_2, c_2, 0, t_\beta, t_\gamma) - (1 - l_\alpha) \sum_{b_2, c_2} P(a_2, b_2, c_2, 1, t_\beta, t_\gamma) \leq 0 \quad (C5)$$

$$u_\alpha \sum_{b_2, c_2} P(a_2, b_2, c_2, 0, t_\beta, t_\gamma) - (1 - u_\alpha) \sum_{b_2, c_2} P(a_2, b_2, c_2, 1, t_\beta, t_\gamma) \geq 0. \quad (C6)$$

Finally, note that the LP has to be satisfied for some values  $p_\xi(t_\xi)$  of the token probabilities in the intervals  $[l_\alpha, u_\alpha]$ . In practice, it is convenient to divide each interval into smaller intervals  $[l_\alpha + k \frac{u_\alpha - l_\alpha}{M}, l_\alpha + (k+1) \frac{u_\alpha - l_\alpha}{M}]$ , and verify that no solution can be found within any of the  $M^3$  possible combinations of intervals. This gives a better result as compared to the harsher relaxation in Eqs. (C5, C6).

Furthermore, to see how good is this relaxation of the  $p_\xi(t_\xi)$  variable to a finite set of intervals, we also check the feasibility of the LP for the honest values of  $p_\xi(0) = q_\xi = \lambda_0^2$ , i.e. the values which appear in the quantum strategy and are thus feasible by construction. This gives an upper bound on the maximum amount of noise for which the original feasibility problem could guarantee that the distribution is nonlocal.

As an illustration, we can obtain bounds on the white noise robustness of the RGB4 distributions, see Fig. 8.

### 1. Development of the $3\varepsilon$ bound.

Note that we have:

$$P(\mathbf{x}_1, \boldsymbol{\xi} \in \Lambda) = P(\mathbf{x}_1, \boldsymbol{\xi} \in \Upsilon) + \varepsilon P''(\mathbf{x}_1) \\ \tilde{P}(\mathbf{x}_1) = P(\mathbf{x}_1, \boldsymbol{\xi} \in \Upsilon) + 2\varepsilon \tilde{P}'(\mathbf{x}_1)$$



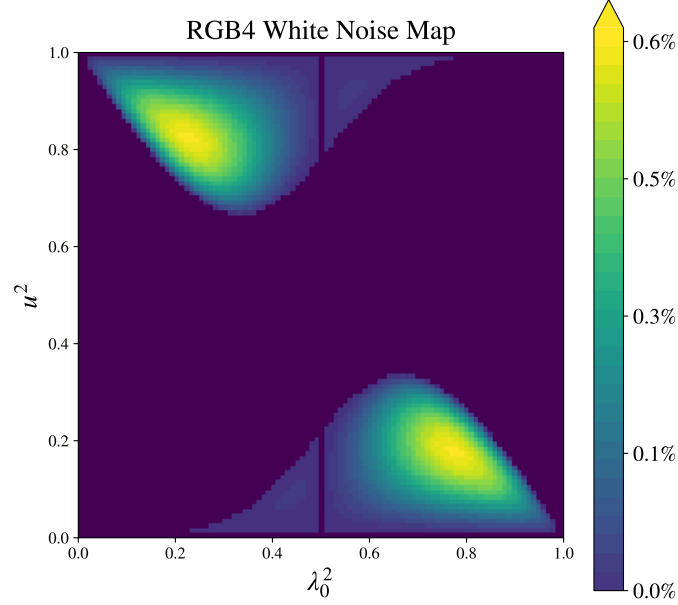


FIG. 8. **Noise robustness of the RGB4 distributions.** Maximal amount of white noise below which we can prove the nonlocality of RGB4 distributions (TBSM distributions with  $w = 1$ ).

Which can be rewritten as :

$$\tilde{P}(\mathbf{x}_1) = P(\mathbf{x}_1, \xi \in \Lambda) + 2\varepsilon\tilde{P}'(\mathbf{x}_1) - \varepsilon P''(\mathbf{x}_1)$$

Therefore with  $E_{x_1}^\Lambda = P(x_1 = 0, a_1 \oplus b_1 \oplus c_1 = 1) - P(x_1 = 1, a_1 \oplus b_1 \oplus c_1 = 1)$  we have

$$\tilde{E}_{x_1} = E_{x_1}^\Lambda + 2\varepsilon\tilde{E}'_{x_1} - \varepsilon E''_{x_1}$$

Therefore,

$$\tilde{E}_{x_1} \in [E_{x_1}^\Lambda - 3\varepsilon, E_{x_1}^\Lambda + 3\varepsilon].$$

#### Appendix D: Other noise models

*a. White noise at the measurement.* Alternatively to the white noise at the source, discussed in the main text, one can consider white noise affecting the measurements. In this case the POVM elements describing the measurement are replaced by

$$E_{x_1, x_2} = (1 - \omega') |\phi_{x_1, x_2}\rangle\langle\phi_{x_1, x_2}| + \omega' \frac{\mathbb{1}}{2} \otimes \frac{\mathbb{1}}{2}. \quad (\text{D1})$$

Note that here for the resulting distribution we have  $\Pr(a_1 \oplus b_1 \oplus c_1 = 1) = \frac{1}{2} (1 + (1 - \omega')^3)$ . In Fig. 9(a), we depict the robustness to measurement white noise of the TBSM distributions with  $\lambda_0^2 = 0.225$ . The maximal amount of noise for which we can prove that nonlocality of the distribution is given by  $\omega' = 0.61\%$  for the case  $\phi_u = 0.425$  and  $w = 1$ .

Considering the combined effect of white noise at the sources and the parties we get,  $\Pr(a_1 \oplus b_1 \oplus c_1 = 1) = \frac{1}{2} (1 + (1 - \omega')^3 (1 - \omega)^3)$ . In Fig. 9(b), we depict the nonlocality of the TBSM distribution with  $\phi_u = 0.425$  and  $w = 1$  as a function of both the noise parameters.

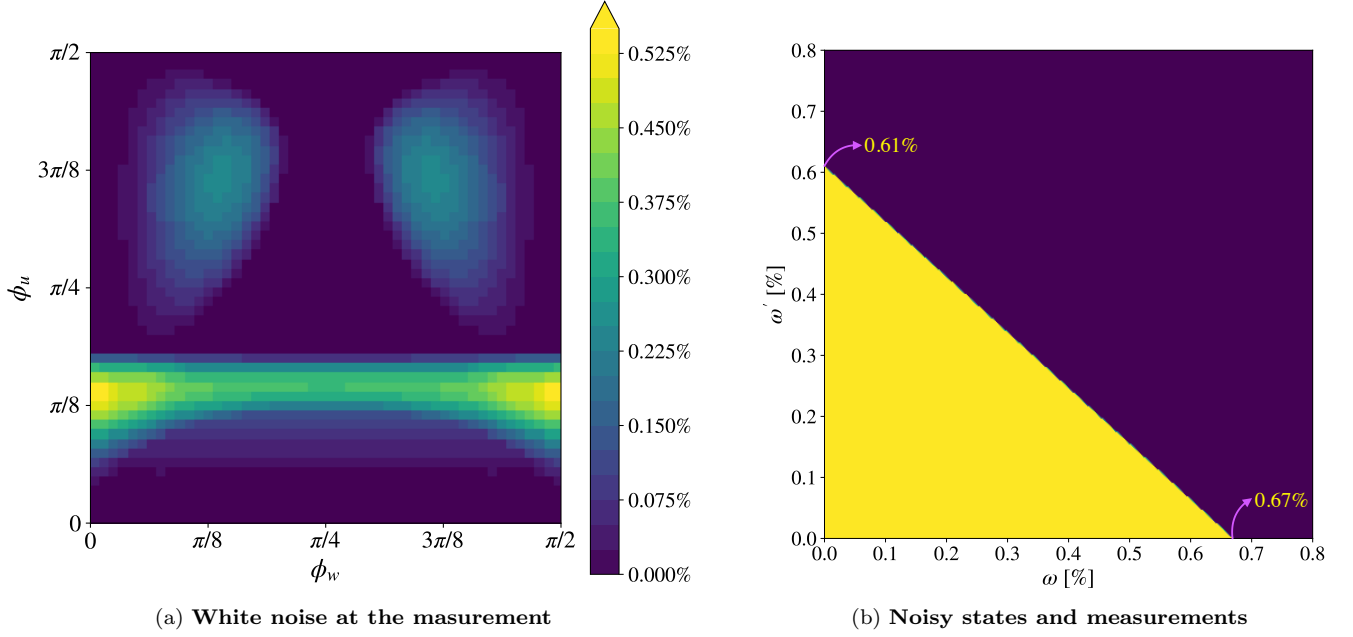


FIG. 9. **(a)** Maximal amount of white noise at the level of measurements per party below which we can prove the nonlocality of the TBSM distribution. Parameters:  $u = \cos(\phi_u)$ ,  $w = \cos(\phi_w)$  and  $\lambda_0^2 = 0.225$ , grid-size=10. **(b)** Noise robustness of the TBSM distribution when noise is added to both states ( $\omega$ ) and measurements ( $\omega'$ ). The distribution is nonlocal in the yellow region. Parameters:  $\lambda_0^2 = 0.225$ ,  $\phi_u = 0.424$ ,  $\phi_w = 0$ , grid-size=50.

**b. No-click noise.** Another natural imperfection to consider is the possibility that the measurement does not produce an outcome with probability  $p$ . This is described by five-outcome POVM given by

$$E_{x_1, x_2} = (1 - p) |\phi_{x_1, x_2}\rangle\langle\phi_{x_1, x_2}| \quad \forall x_1, x_2 = 0, 1 \quad (\text{D2})$$

$$E_\emptyset = p \mathbb{1} \quad (\text{D3})$$

where  $E_\emptyset$  is the element associated to the no-click event. The probability distribution obtained with such measurements has five outcomes for each party, and is not readily analyzed with the results presented in this paper. However, a trick commonly used for device independent quantum key distribution is to relabel the no-click outcome to one of the four "good" outcomes restoring output cardinality.

We find that the optimal strategy (for noise robustness) is for each party to relabel the no-click outcome to  $\emptyset \rightarrow (1, 0)$ , which corresponds to the POVM

$$E_{1,0} = (1 - p) |\phi_{1,0}\rangle\langle\phi_{1,0}| + p \mathbb{1} \quad (\text{D4})$$

$$E_{x_1, x_2} = (1 - p) |\phi_{x_1, x_2}\rangle\langle\phi_{x_1, x_2}| \quad \forall (x_1, x_2) \neq (1, 0). \quad (\text{D5})$$

For this strategy we prove the nonlocality of the resulting distribution for up to a no-click probability of  $p = 0.85\%$ , see Fig. 10(a).

Note that if e.g. the sources produce two photons entangled in polarization  $|0\rangle = |1_h\rangle$  and  $|1\rangle = |1_v\rangle$ , a limited photon transmission (or detector efficiency)  $\eta$  would correspond to the no-click noise with  $(1 - p) = \eta^2$ .

**c. Single photon entanglement implementation with loss.** For  $w = 1$  the TBSM distributions (RGB4) can be realised with single-photon entanglement (vacuum state  $|0\rangle$  and single photon  $|1\rangle$ ), linear optics and photon number resolving detectors [28]. In this case the dominant noise is the limited efficiency of the detectors, which can be modeled as a photon loss channel with transmission  $\eta$ . Formally, we have the channel

$$\mathcal{E}(\rho) = K_0 \rho K_0^\dagger + K_1 \rho K_1^\dagger \quad (\text{D6})$$

$$K_0 = |0\rangle\langle 0| + \sqrt{\eta} |1\rangle\langle 1| \quad (\text{D7})$$

$$K_1 = \sqrt{1 - \eta} |0\rangle\langle 1| \quad (\text{D8})$$

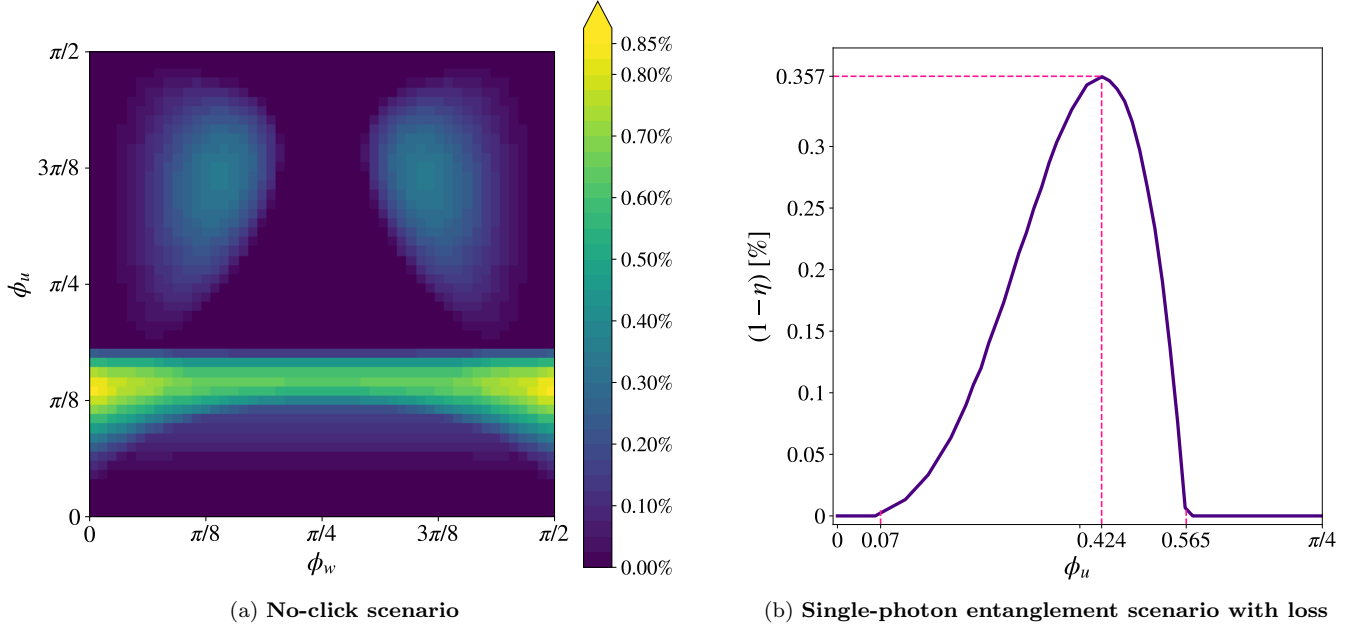


FIG. 10. **(a)** Maximal no-click probability at each party below which we can prove the nonlocality of the distribution. Parameters:  $u = \cos(\phi_u)$ ,  $w = \cos(\phi_w)$  and  $\lambda_0^2 = 0.225$ , grid-size=10. **(b)** Maximal amount of photon loss at measurements below which we can prove the nonlocality of the RGB4 distribution (TBSM with  $w = 1$ ) for the single-photon entanglement implementation. Here  $\eta$  denotes the detection efficiency, i.e. the probability that an emitted photon is detected. Parameters:  $u = \cos(\phi_u)$ ,  $w = 1$  and  $\lambda_0^2 = 0.225$

which is applied on all of the six modes. Alternatively, the noise can be absorbed in the measurements by considering the POVM elements

$$E_{x_1, x_2} = \mathcal{E}^* \otimes \mathcal{E}^*(\Pi_{x_1, x_2}) = \sum_{i, j=0}^1 K_i^\dagger \otimes K_j^\dagger \Pi_{x_1, x_2} K_i \otimes K_j. \quad (\text{D9})$$

Recall that for  $w = 1$  the original projectors for  $x_1 = 1$  read  $\Pi_{00} = |00\rangle\langle 00|$  and  $\Pi_{01} = |11\rangle\langle 11|$ , while the lossy POVM elements read

$$E_{0,0} = \begin{pmatrix} 1 & 0 & 0 & 0 \\ 0 & 1-\eta & 0 & 0 \\ 0 & 0 & 1-\eta & 0 \\ 0 & 0 & 0 & (1-\eta)^2 \end{pmatrix} \quad E_{0,1} = \begin{pmatrix} 0 & 0 & 0 & 0 \\ 0 & 0 & 0 & 0 \\ 0 & 0 & 0 & 0 \\ 0 & 0 & 0 & \eta^2 \end{pmatrix} \quad (\text{D10})$$

$$E_{1,0} = \begin{pmatrix} 0 & 0 & 0 & 0 \\ 0 & \eta u^2 & \eta uv & 0 \\ 0 & \eta uv & \eta v^2 & 0 \\ 0 & 0 & 0 & (1-\eta)\eta \end{pmatrix} \quad E_{1,1} = \begin{pmatrix} 0 & 0 & 0 & 0 \\ 0 & \eta v^2 & -\eta uv & 0 \\ 0 & -\eta uv & \eta u^2 & 0 \\ 0 & 0 & 0 & (1-\eta)\eta \end{pmatrix} \quad (\text{D11})$$

in the computational basis  $\{|00\rangle, |01\rangle, |10\rangle, |11\rangle\}$ .

The nonlocality of the resulting distributions can be detected up to a transmission loss of  $1 - \eta = 0.357\%$ , see Fig. 10 (b).

### Appendix E: Linear Program for the total variation distance

Given a target quantum distribution  $\bar{P}(\mathbf{x}_1, \mathbf{x}_2) \in \mathcal{Q}_\Delta^4$  define the total variation distance ball as the following subset of the correlation set

$$\mathcal{B}_\varepsilon(\bar{P}) = \{P \in \mathcal{P}_\Delta^4 | \delta(P, \bar{P}) \leq \varepsilon\}. \quad (\text{E1})$$

We will now demonstrate that for well chosen target distributions  $\bar{P}$  and small enough  $\varepsilon$  the entire set  $\mathcal{B}_\varepsilon(\bar{P})$  is nonlocal. Concretely, consider  $\bar{P}$  such that  $a_1 \oplus b_1 \oplus c_1 = 1$ . Any distribution  $P \in \mathcal{B}_\varepsilon(\bar{P})$  must satisfy

$$\Pr(a_1 \oplus b_1 \oplus c_1 = 1) \geq 1 - \varepsilon. \quad (\text{E2})$$

We will prove that all distributions in  $\mathcal{B}_\varepsilon(\bar{P})$  are nonlocal by contradiction. Let us assume that the ball contains some triangle local distribution  $P$ , then from Result 3 there must exist a local PTC distribution  $\tilde{P}$  with  $\delta(\tilde{P}(\mathbf{x}_1, \mathbf{x}_2), P(\mathbf{x}_1, \mathbf{x}_2)) \leq 2\varepsilon$  and  $\delta(\tilde{P}(\mathbf{x}_2), P(\mathbf{x}_2)) = 0$ . By triangle inequality  $\tilde{P}$  must also satisfy

$$\delta(\tilde{P}(\mathbf{x}_1, \mathbf{x}_2), \bar{P}(\mathbf{x}_1, \mathbf{x}_2)) \leq \delta(\tilde{P}, P) + \delta(P, \bar{P}) \leq 3\varepsilon \quad (\text{E3})$$

$$\delta(\tilde{P}(\mathbf{x}_2), \bar{P}(\mathbf{x}_2)) \leq 0 + \delta(P, \bar{P}) \leq \varepsilon. \quad (\text{E4})$$

Therefore, from Eq. (E3) and Lemma 1

$$\bar{P}(\mathbf{x}_1, \mathbf{x}_2) = \underbrace{\sum_t P_{PTC}(\mathbf{x}_1 | \mathbf{t}) P(\mathbf{x}_2, \mathbf{t})}_{\bar{P}(\mathbf{x}_1 \mathbf{x}_2)} - 3\varepsilon \bar{P}'(\mathbf{x}_1, \mathbf{x}_2) + 3\varepsilon \tilde{P}'(\mathbf{x}_1, \mathbf{x}_2) \quad (\text{E5})$$

$$\bar{P}(\mathbf{x}_2) = \tilde{P}(\mathbf{x}_2) - \varepsilon \bar{P}'(\mathbf{x}_2) + \varepsilon \tilde{P}'(\mathbf{x}_2) \quad (\text{E6})$$

Moreover from this equation and Eq. (E4) we get  $\delta(\tilde{P}'(\mathbf{x}_2), \bar{P}'(\mathbf{x}_2)) \leq 1/3$ , therefore again by Lemma 1, we have

$$(4.iii') \sum_{\mathbf{x}_1} \tilde{P}'(\mathbf{x}_1, \mathbf{x}_2) - \sum_{\mathbf{x}_1} \bar{P}'(\mathbf{x}_1, \mathbf{x}_2) + \frac{1}{3} \tilde{P}''(\mathbf{x}_2) - \frac{1}{3} \bar{P}''(\mathbf{x}_2) = 0 \quad (\text{E7})$$

Moreover, like before, we use the network constraint that  $P(a_2|0, t_\beta, t_\gamma) = P(a_2|1, t_\beta, t_\gamma)$  written as the following

$$(ii) \ p_\alpha(0) \sum_{b_2, c_2} P(a_2, b_2, c_2, 0, t_\beta, t_\gamma) - p_\alpha(1) \sum_{b_2, c_2} P(a_2, b_2, c_2, 1, t_\beta, t_\gamma) = 0 \quad \circlearrowright \quad (\text{E8})$$

Note that here  $p_\alpha(t), p_\beta(t), p_\gamma(t)$  correspond to the PTC distribution  $\tilde{P}$  which is not observed, but we can bound  $p_\alpha(t), p_\beta(t), p_\gamma(t)$ :

Notice that  $p_\alpha(t_\alpha = 0) = \frac{1}{2} (1 + \sqrt{|\frac{\bar{E}_{b_1} \bar{E}_{c_1}}{\bar{E}_{a_1}}|})$ . Where,  $\tilde{E}_{x_1} = \tilde{P}(x_1 = 0) - \tilde{P}(x_1 = 1)$ . It's straightforward to see that the total variation distance  $\delta(\tilde{P}, \bar{P}) \leq 3\varepsilon$ , leads to the conclusion that  $|\tilde{E}_{x_1} - \bar{E}_{x_1}| \leq 6\varepsilon$ . Where  $\bar{E}_{x_1} = \bar{P}(x_1 = 0) - \bar{P}(x_1 = 1)$  is computed from the target PTC distribution  $\bar{P}$ . Hence, if all the correlators for the target distribution satisfy  $|\bar{E}_{x_1}| \geq 6\varepsilon$  one can use Eq. (5) to obtain

$$l_\alpha := \frac{1}{2} \left( 1 + \sqrt{\frac{(|\bar{E}_{b_1}| - 6\varepsilon)(|\bar{E}_{c_1}| - 6\varepsilon)}{|\bar{E}_{a_1}| + 6\varepsilon}} \right) \leq p_\alpha(0) \leq \frac{1}{2} \left( 1 + \sqrt{\frac{(|\bar{E}_{b_1}| + 6\varepsilon)(|\bar{E}_{c_1}| + 6\varepsilon)}{|\bar{E}_{a_1}| - 6\varepsilon}} \right) := u_\alpha \quad \circlearrowright. \quad (\text{E9})$$

Therefore (ii) can be written as:

$$\begin{aligned} l_\alpha \sum_{b_2, c_2} P(a_2, b_2, c_2, 0, t_\beta, t_\gamma) - (1 - l_\alpha) \sum_{b_2, c_2} P(a_2, b_2, c_2, 1, t_\beta, t_\gamma) &\leq 0 \\ u_\alpha \sum_{b_2, c_2} P(a_2, b_2, c_2, 0, t_\beta, t_\gamma) - (1 - u_\alpha) \sum_{b_2, c_2} P(a_2, b_2, c_2, 1, t_\beta, t_\gamma) &\geq 0 \end{aligned} \quad (\text{E10})$$

Combining Equations E5, E7 E10, we get a set of linear constraints which should be satisfied if there exist any local distribution inside the ball  $\mathcal{B}_\varepsilon(\bar{P})$ . Therefore, the infeasibility of this LP, proves non-locality of all of the points in  $\mathcal{B}_\varepsilon(\bar{P})$ . (See Fig. 6). Again to find tighter bounds we use the grid technique.