

Vicinal Risk Minimization for Few-Shot Cross-lingual Transfer in Abusive Language Detection

Gretel Liz De la Peña Sarracén
Universitat Politècnica de València
gredela@posgrado.upv.es

Paolo Rosso
Universitat Politècnica de València
proso@dsic.upv.es

Robert Litschko*
MaiNLP, LMU Munich
rlitschk@cis.lmu.de

Goran Glavaš
CAIDAS, University of Würzburg
goran.glavas@uni-wuerzburg.de

Simone Paolo Ponzetto
DWS Group, University of Mannheim
ponzetto@uni-mannheim.de

Abstract

Cross-lingual transfer learning from high-resource to medium and low-resource languages has shown encouraging results. However, the scarcity of resources in target languages remains a challenge. In this work, we resort to data augmentation and continual pre-training for domain adaptation to improve cross-lingual abusive language detection. For data augmentation, we analyze two existing techniques based on vicinal risk minimization and propose MIXAG, a novel data augmentation method which interpolates pairs of instances based on the angle of their representations. Our experiments involve seven languages typologically distinct from English and three different domains. The results reveal that the data augmentation strategies can enhance few-shot cross-lingual abusive language detection. Specifically, we observe that consistently in all target languages, MIXAG improves significantly in multidomain and multilingual environments. Finally, we show through an error analysis how the domain adaptation can favour the class of abusive texts (reducing false negatives), but at the same time, declines the precision of the abusive language detection model.

1 Introduction

Few-shot learning (FSL) is a machine learning paradigm that allows models to generalize from a small set of examples (Wang et al., 2020, 2023). Unlike traditional methods, FSL does not require training a model from scratch. Instead, pre-trained models are extended with just a little information, which is useful when training examples are scarce or data annotation is expensive.

Transfer learning is popularly used in few-shot learning, where the prior knowledge from a source task is transferred to the few-shot task (Pan and Yang, 2010; Pan et al., 2019). Usually, training data is abundant in the source task, while training data is low in the target task. In natural language processing, few-shot cross-lingual transfer learning (Glavaš et al., 2020; Schmidt et al., 2022; Winata et al., 2022) is the type of few-shot transfer learning in which the source/target tasks are the same but the source/target languages are different. A pre-trained multilingual model is first fine-tuned in a high-resource language and then fine-tuned on a few data in a target language (Zhao et al., 2021).

Due to the limited availability of examples in the target language, naive fine-tuning can lead to overfitting and thus poor generalization performance on the few-shot task (Parnami and Lee, 2022). A strategy usually used to alleviate this problem, not just in the few-shot cross-lingual transfer but in FSL in general, is to increase the number of samples of the few-shot task from prior knowledge. This is the data-level approach (Chen et al., 2023), which can be divided into two categories: 1) transforming samples from the few existing examples (Arthaud et al., 2021; Zhou et al., 2022; Zhang et al., 2022) and 2) transforming samples from external datasets (Antoniou and Storkey, 2019; Rosenbaum et al., 2022; Pana et al., 2023).

Contributions. In this work, we explore abusive language detection in seven topologically diverse languages via few-shot cross-lingual transfer learning at the data-level. Although a number of studies have examined abusive language, we aim to take advantage of resources available for English in other less explored and low-resource languages. We focus on two aspects: 1) considering languages

* Work done while at University of Mannheim

that are typologically distinct from English and 2) with little effort. Previous works focus on languages that are similar to English, such as European languages (Stappen et al., 2020; Nozza, 2021; Rodríguez et al., 2021; Firmino et al., 2021; Zia et al., 2022; Castillo-López et al., 2023). In contrast, we analyze languages that are more different from English. ‘Little effort’ refers to a consistent strategy across all languages, without requiring external resources or ad hoc processing for each particular language. The main contributions of this paper can be summarized as follows:

- *Dataset extension:* We rely on a multidomain and multilingual dataset for abusive language detection (Glavaš et al., 2020). This dataset contains texts in 5 languages which have been obtained by translating original English texts. To facilitate a more comprehensive evaluation, we extend the dataset by manually translating it into Spanish.

- *Few-shot cross-lingual transfer learning improvement at data-level:* We rely on Vicinal Risk Minimization (VRM) (Chapelle et al., 2000) to generate synthetic samples in the vicinity of the examples to increase the amount of information to fine-tune the model in the target language. In this work we use three VRM-based techniques: 1) SSMB (Ng et al., 2020), which uses two functions to move randomly through a variety of data, 2) MIXUP (Zhang et al., 2018), which linearly combines pairs of examples to obtain new samples and 3) MIXAG, our variant of MIXUP, which controls the angle between an example and the synthetic data generated in its neighbourhood.

- *Unsupervised language adaptation:* We also simulate a fully unsupervised setup, removing the label information from the target languages. In that setup, we examine a strategy to address the lack of information that zero-shot transfer (no example to fine-tune the model) faces. The general idea is to make a domain adaption for abusive terms via masked language modeling (MLM) in the target language before the zero-shot transfer.

We aim to answer the following research questions:

RQ1: What is the role of VRM-based techniques in few-shot cross-lingual abusive language detection?

RQ2: What is the impact of different languages on few-shot cross-lingual abusive language detection?

RQ3: How does VRM-based techniques fare against domain specialization for cross-lingual transfer of abusive language detection models?

2 Background and Related Work

In this section, we discuss the main issue of few-shot learning and how data-based approaches can alleviate it. We take the definitions from Wang et al. (2020), where more details can be found. Then, we provide a brief overview of abusive language and align our work with recent studies focused on few-shot cross-lingual transfer approaches.

Few-Shot Learning. Few-shot learning deals with a small training set $D_{train} = \{(x_i, y_i)\}$ to approximate the optimal function f^* that maps input x to output y , given a joint probability distribution $p(x, y)$. Thus, a FSL algorithm is an optimization strategy that searches in a functions space F to find the set of parameters that determine the best $f' \in F$. The performance is measured by a loss function $l(f(x), y)$ which defines the expected risk with respect to $p(x, y)$. However, $p(x, y)$ is unknown, hence the empirical risk is used instead (Fernandes de Mello et al., 2018). This is the average of sample losses over D_{train} and can be reduced with a larger number of examples. One major challenge for FSL is then the small size of D_{train} , which can lead to the empirical risk not being a good approximation of the expected risk. To alleviate this problem, an approach that exploits prior knowledge can be used (Wang et al., 2023). Data-level approach involves methods that augment D_{train} with prior knowledge (Feng et al., 2021; Bayer et al., 2022; Dai et al., 2023).

Vicinal Risk Minimization formalizes the data augmentation as an extension of D_{train} by drawing samples from a neighbourhood of the existing samples (Chapelle et al., 2000). The distribution $p(x, y)$ is approximated by a vicinity distribution $D_v = \{(\hat{x}_i, \hat{y}_i)\}_{i=1}^{N_v}$, whose instances are a function of the instances of D_{train} . Vicinal risk (R_v) is then calculated on D_v as Equation 1.

$$R_v = \frac{1}{N_v} \sum_{i=1}^{N_v} l(f(\hat{x}_i), \hat{y}_i) \quad (1)$$

In this work, we study three VRM-based techniques that use different strategies to generate the vicinity distribution (see §4).

Abusive Language. Typically, abusive language refers to a wide range of concepts (Balayn et al., 2021; Poletto et al., 2021), including hate speech (Yin and Zubiaga, 2021; Alkomah and Ma, 2022; Jain and Sharma, 2022), profanity (Soykan et al.,

2022), aggressive language (Muti et al., 2022; Kancierz et al., 2021), offensive language (Pradhan et al., 2020; Kogilavani et al., 2021), cyberbullying (Rosa et al., 2019) and misogyny (Shushkevich and Cardiff, 2019). Pamungkas et al. (2023) overview recent research across domains and languages. They identify that English is still the most widely studied language, but abusive language datasets have been extended to other languages, including Italian, Spanish and German (Corazza et al., 2020; Mamani-Condori and Ochoa-Luna, 2021; Risch et al., 2021). In addition, we have found studies for other languages such as Arabic (Khairy et al., 2021), Danish (Sigurbergsson and Derczynski, 2020), Dutch (Caselli et al., 2021), Hindi (Das et al., 2022), Polish (Ptaszynski et al., 2019) and Portuguese (Leite et al., 2020). Regardless, some works like (Stappen et al., 2020) state that there is a need to extend the resources for diverse and low-resource languages. To cover this problem, Glavaš et al. (2020) propose a multidomain and multilingual evaluation dataset. They show that language-adaptive additional pre-training of general-purpose multilingual models can improve the performance in transfer experiments. These are promising results, and although there are works like (Pamungkas et al., 2023) that cite this dataset, we have not found works that exploit it. In this work, we extend the study of the original work (Glavaš et al., 2020) to assess strategies for enhancing the performance of abusive language detection in low-resource languages.

Cross-Lingual Abusive Language Detection.

In recent years, cross-lingual abusive language detection has gained increasing attention in zero-shot (Eronen et al., 2022) and few-shot (Mozafari et al., 2022) transfer. Pamungkas and Patti (2019) propose a hybrid approach with deep learning and a multilingual lexicon for cross-lingual abusive content detection. Ranasinghe and Zampieri (2020) use English data for cross-lingual contextual word embeddings and transfer learning to make predictions in languages with fewer resources. More recently, Mozafari et al. (2022) propose an approach based on meta-learning for few-shot hate speech and offensive language detection in low-resource languages. They show that meta-learning models can quickly generalize and adapt to new languages with only a few labelled data points to identify hateful or offensive content. Their meta-learning models are based on optimization-level and metric-level.

These are two approaches to improve the problem of poor data availability in few-shot learning. In contrast, we focus on the data-level approach. Unlike other works that are also based on increasing data (Shi et al., 2022), we explore VRM-based strategies for abusive language detection.

3 Dataset and Experimental Setup

XHate-999 (Glavaš et al., 2020) is an available dataset intended to explore several variants of abusive language detection. This dataset includes three different domains: Fox News (GAO), Twitter/Facebook (TRAC), and Wikipedia (WUL). In our work, we define ALL as the set of instances resulting from the union of all three domains. Each domain comprises different amounts of annotated data (abusive/non-abusive) in English for training, validation, and testing (see Appendix A). English test instances are translated into five target languages: Albanian (SQ), Croatian (HR), German (DE), Russian (RU), and Turkish (TR).

We extended this dataset with texts in Spanish. To generate the texts, we rely on machine translation and post-editing, following the monitored translation-based approach described in the dataset paper. Thus, slight modifications were made in the Spanish translation to reflect and maintain the level of abuse in the original English instances.

Models. We rely on mBERT (Devlin et al., 2019) base cased with $L = 12$ transformer layers, hidden state size of $H = 768$, and $A = 12$ self-attention heads (see Appendix A for more details). First, we retrain the model with the XHate-999 training and validation sets, to obtain the model (*model_base*) that we use in all our experiments. We search the following hyper-parameter grid: training epochs in the set $\{2, 3, 4\}$ and learning rate in $\{10^{-4}, 10^{-5}, 10^{-6}\}$. We train and evaluate in batches of 2 texts, with a maximal length of 512 tokens, and optimize the models with Adam (Kingma and Ba, 2015). We set the random seeds to 7 to facilitate the reproducibility of experiments.

Fine-tuning and Evaluation Details. For each language, we draw 90% of instances from the test set to evaluate *model_base*. In few-shot cross-lingual transfer experiments, we use the remaining 10% of instances to fine-tune *model_base* before the evaluation. i.e. we use 10 instances to fine-tune *model_base* in GAO (and 89 to evaluate), while the respective numbers are 30 (270)

for TRAC, 60 (540) for WUL, and 100 (899) for ALL (GAO+TRAC+WUL). Notice that for each language, the test set used by Glavaš et al. (2020) is different from the one we use. However, we do not observe a significant difference between the use of the full test set and the use of the subset we rely on (see Appendix C to examine the results).

Statistical Analysis. In our experiments, we used McNemar’s test as (Dietterich, 1998) recommends. This is a paired non-parametric statistical hypothesis test where the rejection of the null hypothesis suggests that there is evidence to say that the models disagree in different ways. We set the significance level to 0.05 and use $\alpha_{altered}$, obtained with the Bonferroni correction (Napierala, 2012).

4 Few-Shot Cross-lingual Transfer

We first examine the ability of three VRM-based techniques in few-shot cross-lingual transfer learning for abusive language detection to address **RQ1**.

4.1 SSMBA

Ng et al. (2020) propose SSMBA, a data augmentation method for generating synthetic examples with a pair of corruption and reconstruction functions to move randomly on a data manifold. In the corruption function, we use two strategies: 1) masking a word in each text in a random way (default) or 2) masking the salient abusive words in each text. To identify abusive words, we use HurtLex (Bassignana et al., 2018), a multilingual lexicon with harmful words. For texts that do not contain words in the lexicon, we follow strategy 1. In the reconstruction functions, we use mBERT.

4.2 MIXUP

(Zhang et al., 2018; Sun et al., 2020) is a VRM-based technique that constructs a synthetic example (\hat{x}_i, \hat{y}_i) (in the vicinity distribution) from the linear combination of two pairs (x_i, y_i) and (x_j, y_j) , drawn at random from the training set D_{train} as Equation 2, with $\lambda \sim \beta(\alpha, \alpha)$ where α is a hyperparameter¹.

$$\begin{aligned}\hat{x}_i &= \lambda x_i + (1 - \lambda)x_j \\ \hat{y}_i &= \lambda y_i + (1 - \lambda)y_j\end{aligned}\quad (2)$$

We rely on a **multilingual GPT model** (Shli-azhko et al., 2022) (see Appendix A) **for the linear**

¹We tried some values different from 1 for α and MIXUP was not sensitive to variation, so we set it to 0.2.

combination of the texts representations (Equation 3): we obtain the embedding E_w of each word of a text x_i and concatenate them to generate the vector representation $E(x_i)$. Then, we combine two texts x_i and x_j as the linear combination of their representations $E(x_i)$ and $E(x_j)$. Note that E_w is a single step of an auto-regressive model. The obtained vector is split into vectors of the same size as the original word embeddings E_w . Finally, we decode those vectors to obtain a sequence T of words, that we use as the new syntactic text \hat{x}_i . The linear combination of the labels $y \in \{0, 1\}$, when y_i and y_j are different depends on the value of λ . We assign 1 to \hat{y}_i when the combination is greater than or equal to 0.5. Otherwise, we assign 0.

$$\hat{x}_i = T(\lambda E(x_i) + (1 - \lambda)E(x_j)) \quad (3)$$

Procedure. This VRM-based technique is an iterative process. In each iteration, the few-shot set D_{train} is divided into pairs of samples to combine. Thus, the number of instances generated in each iteration is equal to $\frac{N}{2}$, where N is the number of samples in D_{train} . We make sure not to take the same pairs of examples in different iterations.

4.3 MIXAG

Motivated by the idea of MIXUP, we propose the **variant MIXAG: mix vectors with a focus on the AnGLE between them**. We hypothesize that the distance between an example and the new synthetic examples may be relevant to generate an effective vicinity. As this aspect cannot be easily controlled in the original MIXUP, we propose a particular case which interpolates pairs of instances based on the angle of their representation.

The idea is to define a linear combination (Equation 4) with the parameter λ as a function of the angle α between the original vectors x_i and x_j , as well as the angle θ between the new vector \hat{x} and one of the original vectors (Figure 1).

$$\hat{x} = \lambda x_i + x_j \quad (4)$$

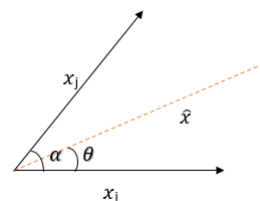


Figure 1: MIXAG description.

Using the Law of Sines we express λ as a function (Equation 5) of the cosine of α , which can be obtained with Equation 6, and the cosine of θ , which is the parameter of MIXAG. $\|\cdot\|$ denotes the norm of a vector. We refer readers to Appendix B for more details.

$$\lambda = \frac{\|x_j\|(\cos(\theta)\sqrt{1-\cos(\alpha)^2}-\cos(\alpha)\sqrt{1-\cos(\theta)^2})}{\|x_i\|\sqrt{1-\cos(\theta)^2}} \quad (5)$$

$$\cos(\alpha) = \frac{x_i x_j}{\|x_i\|\|x_j\|} \quad (6)$$

For MIXAG, we define the combination of texts by Equation 7, following the same representation and processing of texts as in MIXUP. The difference is basically in the parameter λ .

$$\hat{x}_i = T(\lambda E(x_i) + E(x_j)) \quad (7)$$

In this work, we set $\theta = \frac{\alpha}{2}$, thus the parameter of MIXAG is defined by Equation 8. We suggest extending this study to analyze how the parameter $\cos(\theta)$ can influence the results.

$$\cos(\theta) = \sqrt{\frac{1 + \cos(\alpha)}{2}} \quad (8)$$

Procedure. This VRM-based technique is also an iterative process. In this case, we randomly select a sample x_i from D_{train} and create the pairs with x_i and each of the rest of the samples of D_{train} . Therefore, the number of instances generated in each iteration is $N - 1$, where N is the number of samples in D_{train} .

4.4 Multilingual MIXUP/MIXAG

By default, in MIXUP and MIXAG we use the few-shot set D_{train} of each language to generate new instances for that particular language. Alternatively, we use the union of the D_{train} of all languages. For each pair of original texts x_i and x_j , we make sure that x_i is from the language in the analysis, while x_j is a text from any language.

4.5 Multidomain MIXUP/MIXAG

We rely on training data for GAO, TRAC and WUL, as well as ALL (WUL+TRAC+GAO) in all monolingual and multilingual experiments. In short, we analyze performance when training and testing 1) only on a particular domain (for example, when testing on GAO we train only on GAO training data) and 2) on all available data from all three data sets (multidomain setup).

4.6 Results and Analysis

A summary of cross-lingual transfer results for the variants - few-shot and few-shot with SSMBA, MIXUP and MIXAG - is provided in Figure 2 (we refer readers to Appendix C for all the results).

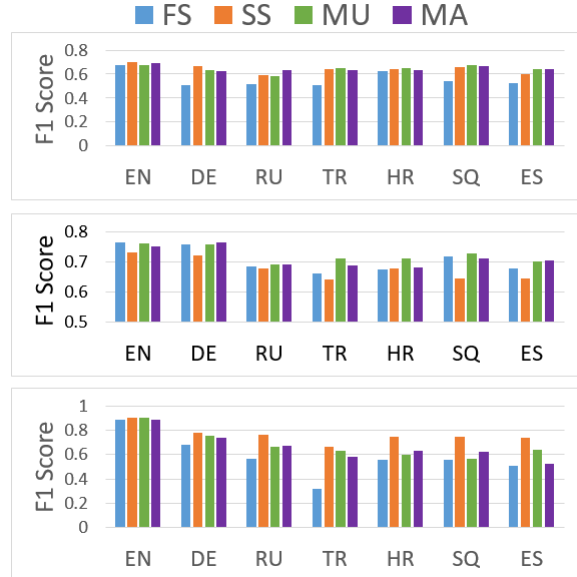


Figure 2: Performance with mBERT of few-shot (FS) cross-lingual transfer and the variants: SSMBA (SS), MIXUP (MU) and MIXAG (MA). **Upper Figure:** GAO domain, **Middle Figure:** TRAC domain and **Lower Figure:** WUL domain

As expected, we observed that VRM-based techniques improve the performance of few-shot cross-lingual transfer in most cases. There is no clear difference between the VRM-based techniques, but we can see interesting results that vary depending on the domain. In the GAO domain, all three techniques seem to have similar results across languages. In TRAC, MIXUP seems to be slightly better than MIXAG in most languages. However, the critical result in this domain is that SSMBA fails to improve the few-shot cross-lingual transfer. In contrast, SSMBA seems to be the best technique in WUL. We believe that these results are due to the nature of the texts in each domain. TRAC contains texts from Twitter and Facebook. We speculate that the reconstruction function of SSMBA affects the quality of the vicinity generated for each text by introducing terms that differ from common terms in this domain. On the other hand, WUL contains text from Wikipedia, which supports our assumption.

Multidomain. Table 1 shows the results for all the variants of the VRM-based techniques. We illustrate and analyze the results for the combination

ALL	EN	DE	RU	TR	HR	SQ	ES
ZS	0.8085	0.7156	0.6308	0.3627	0.6214	0.6127	0.6008
FS	0.8112	0.7141	0.6329	0.4063	0.6316	0.6238	0.6130
SS	0.8077	0.7253	0.7071	0.6568	0.6965	0.6990	0.6838
SS-HL	0.8097	0.7273	0.6987	0.6689	0.6725	0.6909	0.6973
MU	0.8102	0.7404	0.7013	0.6740	0.7116	0.7001	0.6878
MMU	0.8284	0.7500	0.7312	0.7113	0.7371	0.7128	0.7250
MU-SS	0.8176	0.7531	0.7233	0.6839	0.7186	0.6881	0.7087
MA	0.8083	0.7245	0.6757	0.5616	0.6710	0.6788	0.6508
MMA	<u>0.8237</u>	0.7585	0.7392	0.7224	0.7523	0.7344	0.7476
MA-SS	0.8096	0.7229	0.7193	0.6369	0.6759	0.6734	0.6713

Table 1: Zero-shot (ZS) and few-shot (FS) cross-lingual transfer performance with mBERT on the union of all domains. We also show 8 variants for FS: 1) SSMBA (SS) and 2) SSMBA with HurtLex (SS-HL), 3) MIXUP (MU), 4) multilingual MIXUP (MMU), 5) MIXUP with SSMBA (MU-SS), 6) MIXAG (MA), 7) multilingual MIXAG (MMA), 8) MIXAG with SSMBA (MA-SS). The results ($\alpha_{altered} = .005$) are reported in terms of F1 and significantly better results are underlined for each language and domain. Numbers in bold indicate the best results.

of all domains. The results by domain are detailed in Appendix C.

All languages except German seem to benefit from few-shot cross-lingual transfer w.r.t. zero-shot cross-lingual transfer. Likewise, the few-shot cross-lingual transfer is improved with VRM-based techniques as in the results by domain.

SSMBA improves few-shot cross-lingual transfer in all languages except English. In this heterogeneous domain, we do not observe the problem that SSMBA has in TRAC. On the other hand, the use of HurtLex does not seem to be a relevant strategy, since the results are similar to those obtained with the default strategy (random selection). This is an encouraging result, which suggests that we can use SSMBA to improve few-shot cross-lingual transfer learning without relying on external resources.

MIXUP seems to be better than SSMBA and MIXAG for most languages. However, multilingual MIXAG is significantly the best strategy. This is a good indicator of the benefits of our variant for multidomain and multilingual environments. Note that the multilingual strategies outperform the rest of the variants and that particularly, multilingual MIXAG consistently performs better than multilingual MIXUP. This suggests that our hypothesis about the implication of controlling the angle between the original texts and the new synthetic texts seems to be relevant in multilingual data.

Finally, we combine MIXUP/MIXAG with SSMBA: First, we augment the data with SSMBA and then augment the new vicinity with MIXUP/MIXAG. The results are also shown in Table 1. This strategy offers some improvement over

MIXUP/MIXAG in most cases.

Correlation Analysis. Thus far, we have observed that the behaviour of the strategies seems quite similar across languages. For instance, the few-shot cross-lingual transfer is outperformed with the VRM-based techniques. This motivates us to investigate **RQ2**, i.e. we examine if there is a high correlation between the performance of few-shot cross-lingual transfer (and its variants with VRM-based techniques) and the linguistic proximity scores of each language to English.

We analyze the correlation between the performance of the strategies that we use for cross-lingual transfer learning and the distance between each language and English. We rely on the tool LANG2VEC² which proves language vectors that encode linguistic features from the URIEL database (Littell et al., 2017). We obtain the vector representation of the languages with 4 features: 1) SYN: encodes syntactic properties, 2) FAM: encodes memberships in language families, 3) INV: denotes the presence of natural classes of sounds and 4) PHO: encodes phonological properties.

Then, with the vectors from each linguistic feature, we calculate the cosine similarity between each language and English. Finally, we calculate the Pearson correlation coefficients (Sedgwick, 2012) between the cosine similarity and the performance of each cross-lingual strategy across languages and domains.

Table 2 shows the correlation coefficients for the significant linguistic features with a significance

²<https://github.com/antonisa/lang2vec>

	SYN	FAM	INV	PHO
FS	0.664	0.661	0.607	0.516
SS	0.527	0.627	0.608	0.486
MU	0.405	0.628	0.633	0.463
MA	0.571	0.721	0.686	0.529

Table 2: Pearson correlation coefficients between linguistic proximity scores (features SYN, FAM, INV, PHO) and few-shot (FS), few-shot with SSMB (SS), few-shot with MIXUP (MU) and few-shot with MIXAG (MA) cross-lingual transfer performance with mBERT across all languages and domains.

level of 0.05 (Appendix C shows the correlation coefficients for all metrics and the similarity scores between each language and English). Coefficients whose magnitude is between 0.5 and 0.7 indicate a moderate correlation, while coefficients between 0.3 and 0.5 indicate a low correlation.

We only observe a moderate correlation between the performance of each strategy and the distance between the target languages and English. We consider these results encouraging because they suggest that the strategies are possibly consistent across languages.

4.7 Ablation Studies

MIXAG is a data augmentation method that randomly combines inputs and accordingly combines one-hot-label encodings. This is a variant of MIXUP where the new data is obtained by defining the angle between the inputs and the new instance.

In our strategy, we randomly select pairs of inputs and set the angle between the new instance and one of the inputs as $\theta = \frac{\alpha}{2}$, where α is the angle between the original inputs. However, there are other strategies that could be used. For example, selecting data pairs whose latent representations are close neighbors, as well as defining other values for θ . To compare MIXAG with these alternative possibilities, we run a set of ablation study experiments using not only mBERT, but also the XLM-R model (Conneau et al., 2020). We focus on multilingual and multimodal MIXAG (MMA in ALL) as it is the best data augmentation method that we observed in the first experiments.

On the one hand, we compare the combination of random pairs of inputs with the combination of nearest neighbors (NN). On the other hand, we set the angle $\theta = \frac{\alpha}{3}$ to evaluate the impact of varying this parameter on the performance of the method. Finally, we use an alternative model for the text rep-

resentation. Specifically, we used the multilingual generative model mT0 (Muennighoff et al., 2023), instead of mGPT.

From the results of the ablation study in Table 3, we have the following observations. First, there are no significant differences with $\alpha = .05$ between the variants studied, although experiments with XLM-R seem to have shown some improvement. Secondly, we note that the variation of the angle between the inputs and the generated instances does not seem to represent a relevant factor.

All five variants obtain very similar results with mBERT. The variation of the factors that we analyze does not seem to influence the performance of the method. However, with XLM-R we observe some interesting findings. Spanish and Russian are the only languages where MMA method is not surpassed by the other variants. In the rest of the languages, we observe the opposite behaviour, where text representation with the alternative model mT0 seems to be the best strategy. Notice that in Albanian the use of mT0 for text representation together with the strategy of selecting the nearest neighbor for interpolation seems to be the best variant.

5 Unsupervised Language Adaptation

In this section, we investigate the scenarios in which there is no information about the target language for the few-shot cross-lingual transfer. In § 4 we used a small amount of supervised data D_{train} in the target language to fine-tune the pre-trained model. This allowed us to adapt the model to the abusive language of each particular language. In contrast, now we assume that the labels of D_{train} are not available. This is a simulated experiment where we only have an unlabelled set of texts and the set D_{test} in which we want to detect abusive language. Previous works have examined this scenario by adjusting a model with unlabelled external data. In this work, **we use only a few unlabelled instances from D_{train} .**

Basically, this strategy is a zero-shot cross-lingual transfer learning in which the model is adapted to the abusive terms of the target language. As mBERT is pre-trained on general-purpose and multilingual corpora, it is familiar with the target languages. However, it has not been adjusted to the particular case of abusive language. We follow then a two-step methodology: 1) continual pre-training for domain adaptation via masked language modeling (MLM) to make it familiar to the partic-

model	variant	EN	DE	RU	TR	HR	SQ	ES
mBERT	MMA	0.8237	0.7585	0.7392	0.7224	0.7523	0.7344	0.7476
	MMA-NN	0.8233	0.7585	0.7201	0.6473	0.7523	0.7273	0.7466
	MMA-ANG	0.8233	0.7475	0.7169	0.6774	0.7415	0.7273	0.7466
	MMA-MT0	0.8238	0.7585	0.7392	0.7224	0.7523	0.7344	0.7476
	MMA-MT0-NN	0.8254	0.7687	0.7314	0.6696	0.7477	0.7314	0.7528
XLM-R	MMA	0.8236	0.7927	0.7561	0.7258	0.7180	0.7780	0.7670
	MMA-NN	0.8251	0.7942	0.7328	0.7267	0.7180	0.7797	0.7650
	MMA-ANG	0.8251	0.7940	0.7521	0.7267	0.7216	0.7797	0.7650
	MMA-MT0	0.8245	0.7952	0.7503	0.7281	0.7243	0.7798	0.7658
	MMA-MT0-NN	0.8245	0.7940	0.7503	0.7297	0.7180	0.7803	0.7658

Table 3: Results of the ablation studies for 4 variants of multilingual MIXAG (MMA): 1) interpolation only between nearest neighbors (MMA-NN), 2) set $\theta = \frac{\alpha}{3}$ (MMA-ANG), 3) text representation with mT0 (MMA-MT0) and 4) text representation with mT0 and interpolation between nearest neighbors (MMA-MT0-NN). The results ($\alpha_{altered} = .005$) are reported in terms of F1 for each of the model mBERT and XLM-R.

ular abusive terms, and then 2) employ zero-shot learning to detect abusive language.

5.1 Results and Analysis

Table 4 illustrates the results obtained with the methodology across domains and languages. In most cases, the strategy of prior adaptation to the abusive terms seems to outperform zero-shot cross-lingual transfer learning. English is the only language in which the MLM adaptation worsens the results in all domains. Moreover, TRAC also shows no improvement, similar to the behaviour observed with SSMBA in few-shot cross-lingual transfer.

These results allow us to answer **RQ3**: although domain adaptation can improve zero-shot cross-lingual transfer, VRM-based techniques seem to be more robust in few-shot cross-lingual transfer.

Error Analysis. In order to deepen the analysis of what happens in the model with the zero-shot cross-lingual transfer adaptation, we also analyze two metrics: Recall and Precision. Recall refers to the true positive rate and is the number of true positives divided by the total number of positive texts. Precision refers to the positive predictive value and is the number of true positives divided by the total number of positive predictions. In this work, positive refers to the class of abusive texts.

Results across domains and languages are in Appendix C. In all cases we observe an increase in Recall, indicating that adapting the model could improve the proportion of the class of abusive texts that is correctly classified. At first glance, it seems to be a good result, since it is desirable to reduce the number of false negatives in abusive language detection. However, we observe that precision is reduced, suggesting that this strategy favours the

positive class: while false negatives are reduced, false positives are increased.

Critical cases are negative texts that can be incorrectly detected as abusive. In order to study this phenomenon, we examine the percentage of texts that are non-abusive and are well-classified with zero-shot transfer learning and misclassified with the MLM adaptation. We investigate two statistics across languages and domains: 1) the percentage of non-abusive texts that are well-classified with zero-shot transfer and misclassified with the MLM adaptation and 2) the percentage of abusive texts that are misclassified with zero-shot transfer and well-classified with the MLM adaptation.

Table 5 illustrates the statistics across domains and languages. Consistent with the previous results we observe a detriment in the class of non-abusive texts. The number of negative texts well-classified with zero-shot transfer learning and misclassified with the MLM adaptation is large (reaching 100% in a case). However, that amount is surpassed in most cases by the gain in the class of abusive texts. We observe that the number of positive texts that are misclassified with zero-shot transfer learning and well-classified with adaptation via MLM is high (reaching 100% in four cases).

6 Conclusions and Future Work

In this work, we studied three techniques to improve few-shot cross-lingual transfer learning in abusive language detection. These techniques are concentrated on data-level approach to deal with the problem of data scarcity that can lead to a high estimation error in few-shot learning. Specifically, we focused on vicinal risk minimization techniques to increase the data in the vicinity of the

GAO	EN	DE	RU	TR	HR	SQ	ES
ZS	0.6747	0.5067	0.5205	0.5116	0.6234	0.5405	0.5263
ZS_MLM	0.6050	0.6364	0.6261	0.6341	0.6290	0.6016	0.6154
TRAC							
ZS	0.7642	0.7582	0.6815	0.6777	0.6892	0.7235	0.7000
ZS_MLM	0.6821	0.6480	0.6718	0.6785	0.6785	0.6995	0.6118
WUL							
ZS	0.8800	0.6698	0.5561	0.2945	0.5469	0.5556	0.4960
ZS_MLM	0.6093	0.6765	0.6708	0.6765	0.6732	0.6675	0.6765
ALL							
ZS	0.8085	0.7156	0.6308	0.3627	0.6214	0.6127	0.6008
ZS_MLM	0.6662	0.6711	0.6637	0.6716	0.6716	0.6721	0.6419

Table 4: Zero-shot (ZS) and adapted zero-shot (ZS_MLM) cross-lingual transfer performance with mBERT on domains (GAO, TRAC, WUL) and the union of all domains (ALL). Results are reported in terms of F1 and numbers in bold indicate those that are significantly better for each language and domain ($\alpha = .05$).

GAO	EN		DE		RU		TR		HR		SQ		ES	
	%P	%N	%P	%N	%P	%N	%P	%N	%P	%N	%P	%N	%P	%N
GAO	83.3	60	76.1	61.7	85.7	77.7	100	80.7	81.2	86.4	85.0	88.8	100	97.1
TRAC	81.2	74.6	82.3	83.8	91.8	88.8	88.1	92.9	87.5	80.7	100	90.5	69.2	89.3
WUL	85.7	83.8	62.2	78.0	56.8	63.8	74.5	89.3	88.3	96.1	99.3	98.8	96.7	98.8
ALL	87.2	83.9	76.6	84.1	100	100	100	88.4	88.9	94.5	99.5	99.4	83.9	93.3

Table 5: Percentage of non-abusive texts that are well-classified with zero-shot transfer and misclassified with the MLM adaptation (%N), and percentage of abusive texts that are misclassified with zero-shot transfer and well-classified with the MLM adaptation (%P).

few-shot samples. First, we explored two existing techniques: 1) SSMBA, which is based on a pair of functions to corrupt and reconstruct texts, and 2) MIXUP, which generates new samples from a linear combination of original instances pairs. Then, **we proposed MIXAG, a variant of MIXUP, to parameterize the combination of instances with the angle between them.** Our experiments were based on the multidomain and multilingual dataset XHATE-999, which allowed us to explore low-resource languages as target languages and English as the base language. This dataset contains six different languages, and we extended it to Spanish, following the same methodology that was used to generate the texts of the other languages. The results showed the effectiveness of VRM-based techniques to improve few-shot cross-lingual transfer learning in most domains and languages. Particularly, we observed that multilingual MIXAG outperforms the other strategies in the heterogeneous set (multidomain) for all target languages. At the same time, we observed that structural language similarity does not seem to be highly correlated with cross-lingual transfer success in none of the strategies. These results are encouraging for abusive language detection in low-resource settings, as

the strategies that we have examined appear to be consistent across languages.

Finally, we evaluated a scenario where it is not possible to perform a few-shot cross-lingual transfer due to the lack of supervised information. We used a strategy based on masked language modeling and saw a degradation in the class of non-abusive texts, but a gain in the class of abusive texts, reducing false negatives.

In future work, we aim to further examine our proposed VRM-based technique for data augmentation. MIXAG uses as a parameter the angle between the new instance and one of the original instances being combined. In our experiments, we fixed the angle as half the angle between the original instances, but we consider that the flexibility of varying that parameter must be exploited.

7 Limitations and Ethical Concerns

Our experiments relied on a dataset that only contains English texts in the training and development sets. Only the test set is multilingual. Therefore, we were forced to partition the test set in order to perform the few-shot cross-lingual transfer and domain adaptation experiments. We compared the

results obtained in zero-shot cross-lingual transfer with the original test set and with the subset used in our experiments. We did not observe statistical differences. However, this may be a limitation in comparing our results with the original results reported in the dataset paper. Moreover, we observed a limitation in the strategy of domain adaptation. As we discussed in the error analysis, although the class of abusive texts is favoured with this strategy, we observed a detriment in the negative class.

This work aims to improve abusive language detection in low-resource languages. While this can be useful for many languages, there are certain ethical implications. Therefore, we strongly recommend not using the proposed strategies as the sole basis for decision-making in abusive language detection. Regarding the issue of privacy, all the data we use in our experiments, both the original dataset and the new texts in Spanish that we generated, are publicly available. It should be noted that the scope of this work is strictly limited to the evaluation of models that are also publicly available, and it is not used to promote abusive language with the information obtained.

Acknowledgements

FairTransNLP research project (PID2021-124361OB-C31) funded by MCIN/AEI/10.13039/501100011033 and by ERDF, EU A way of making Europe. Part of the work presented in this article was performed during the first author’s research visit to the University of Mannheim, supported through a Contact Fellowship awarded by the DAAD scholarship program “STIBET Doktoranden”.

References

Fatimah Alkomah and Xiaogang Ma. 2022. A literature review of textual hate speech detection methods and datasets. *Information*, 13(6):273.

Antreas Antoniou and Amos Storkey. 2019. Assume, augment and learn: Unsupervised few-shot meta-learning via random labels and data augmentation. *arXiv preprint arXiv:1902.09884*.

Farid Arthaud, Rachel Bawden, and Alexandra Birch. 2021. [Few-shot learning through contextual data augmentation](#). In *Proceedings of the 16th Conference of the European Chapter of the Association for Computational Linguistics: Main Volume*, pages 1049–1062, Online. Association for Computational Linguistics.

Agathe Balayn, Jie Yang, Zoltan Szlavik, and Alessandro Bozzon. 2021. Automatic identification of harmful, aggressive, abusive, and offensive language on the web: a survey of technical biases informed by psychology literature. *ACM Transactions on Social Computing (TSC)*, 4(3):1–56.

Elisa Bassignana, Valerio Basile, Viviana Patti, et al. 2018. Hurltlex: A multilingual lexicon of words to hurt. In *CEUR Workshop Proceedings*, volume 2253, pages 1–6. CEUR-WS.

Markus Bayer, Marc-André Kaufhold, and Christian Reuter. 2022. A survey on data augmentation for text classification. *ACM Computing Surveys*, 55(7):1–39.

Tommaso Caselli, Arjan Schelhaas, Marieke Weultjes, Folkert Leistra, Hylke van der Veen, Gerben Timmerman, and Malvina Nissim. 2021. [DALC: the Dutch abusive language corpus](#). In *Proceedings of the 5th Workshop on Online Abuse and Harms (WOAH 2021)*, pages 54–66, Online. Association for Computational Linguistics.

Galo Castillo-López, Arij Riabi, and Djamé Seddah. 2023. Analyzing zero-shot transfer scenarios across spanish variants for hate speech detection. In *Tenth Workshop on NLP for Similar Languages, Varieties and Dialects (VarDial 2023)*, pages 1–13.

Olivier Chapelle, Jason Weston, Léon Bottou, and Vladimir Vapnik. 2000. Vicinal risk minimization. *Advances in neural information processing systems*, 13.

Jiaao Chen, Derek Tam, Colin Raffel, Mohit Bansal, and Diyi Yang. 2023. An empirical survey of data augmentation for limited data learning in nlp. *Transactions of the Association for Computational Linguistics*, 11:191–211.

Alexis Conneau, Kartikay Khandelwal, Naman Goyal, Vishrav Chaudhary, Guillaume Wenzek, Francisco Guzmán, Edouard Grave, Myle Ott, Luke Zettlemoyer, and Veselin Stoyanov. 2020. [Unsupervised cross-lingual representation learning at scale](#). In *Proceedings of the 58th Annual Meeting of the Association for Computational Linguistics*, pages 8440–8451, Online. Association for Computational Linguistics.

Michele Corazza, Stefano Menini, Elena Cabrio, Sara Tonelli, and Serena Villata. 2020. [Hybrid emoji-based masked language models for zero-shot abusive language detection](#). In *Findings of the Association for Computational Linguistics: EMNLP 2020*, pages 943–949, Online. Association for Computational Linguistics.

Haixing Dai, Zhengliang Liu, Wenxiong Liao, Xiaoke Huang, Zihao Wu, Lin Zhao, Wei Liu, Ninghao Liu, Sheng Li, Dajiang Zhu, et al. 2023. ChatAug: Leveraging ChatGPT for Text Data Augmentation. *arXiv preprint arXiv:2302.13007*.

- Mithun Das, Somnath Banerjee, and Animesh Mukherjee. 2022. Data bootstrapping approaches to improve low resource abusive language detection for indic languages. In *Proceedings of the 33rd ACM Conference on Hypertext and Social Media*, pages 32–42.
- Jacob Devlin, Ming-Wei Chang, Kenton Lee, and Kristina Toutanova. 2019. [BERT: Pre-training of deep bidirectional transformers for language understanding](#). In *Proceedings of the 2019 Conference of the North American Chapter of the Association for Computational Linguistics: Human Language Technologies, Volume 1 (Long and Short Papers)*, pages 4171–4186, Minneapolis, Minnesota. Association for Computational Linguistics.
- Thomas G Dietterich. 1998. Approximate statistical tests for comparing supervised classification learning algorithms. *Neural computation*, 10(7):1895–1923.
- Juuso Eronen, Michal Ptaszynski, Fumito Masui, Masaki Arata, Gniewosz Leliwa, and Michal Wroczynski. 2022. Transfer language selection for zero-shot cross-lingual abusive language detection. *Information Processing & Management*, 59(4):102981.
- Steven Y Feng, Varun Gangal, Jason Wei, Sarath Chandar, Soroush Vosoughi, Teruko Mitamura, and Edward Hovy. 2021. A survey of data augmentation approaches for nlp. *arXiv preprint arXiv:2105.03075*.
- Rodrigo Fernandes de Mello, Moacir Antonelli Ponti, Rodrigo Fernandes de Mello, and Moacir Antonelli Ponti. 2018. Statistical learning theory. *Machine Learning: A Practical Approach on the Statistical Learning Theory*, pages 75–128.
- Anderson Almeida Firmino, Cláudio Souza de Baptista, and Anselmo Cardoso de Paiva. 2021. Using cross lingual learning for detecting hate speech in portuguese. In *Database and Expert Systems Applications: 32nd International Conference, DEXA 2021, Virtual Event, September 27–30, 2021, Proceedings, Part II*, pages 170–175. Springer.
- Goran Glavaš, Mladen Karan, and Ivan Vulić. 2020. [XHate-999: Analyzing and detecting abusive language across domains and languages](#). In *Proceedings of the 28th International Conference on Computational Linguistics*, pages 6350–6365, Barcelona, Spain (Online). International Committee on Computational Linguistics.
- Archika Jain and Sandhya Sharma. 2022. A survey on identification of hate speech on social media post. In *2022 3rd International Conference on Computing, Analytics and Networks (ICAN)*, pages 1–6. IEEE.
- Kamil Kanclerz, Alicja Figas, Marcin Gruza, Tomasz Kajdanowicz, Jan Kocon, Daria Puchalska, and Przemyslaw Kazienko. 2021. [Controversy and conformity: from generalized to personalized aggressiveness detection](#). In *Proceedings of the 59th Annual Meeting of the Association for Computational Linguistics and the 11th International Joint Conference on Natural Language Processing (Volume 1: Long Papers)*, pages 5915–5926, Online. Association for Computational Linguistics.
- Marwa Khairy, Tarek M Mahmoud, and Tarek Abd-El-Hafeez. 2021. Automatic detection of cyberbullying and abusive language in arabic content on social networks: a survey. *Procedia Computer Science*, 189:156–166.
- Diederik P. Kingma and Jimmy Ba. 2015. [Adam: A method for stochastic optimization](#). In *3rd International Conference on Learning Representations, ICLR 2015, San Diego, CA, USA, May 7-9, 2015, Conference Track Proceedings*.
- SV Kogilavani, S Malliga, KR Jaiabinaya, M Malini, and M Manisha Kokila. 2021. Characterization and mechanical properties of offensive language taxonomy and detection techniques. *Materials Today: Proceedings*.
- João Augusto Leite, Diego Silva, Kalina Bontcheva, and Carolina Scarton. 2020. [Toxic language detection in social media for Brazilian Portuguese: New dataset and multilingual analysis](#). In *Proceedings of the 1st Conference of the Asia-Pacific Chapter of the Association for Computational Linguistics and the 10th International Joint Conference on Natural Language Processing*, pages 914–924, Suzhou, China. Association for Computational Linguistics.
- Patrick Littell, David R. Mortensen, Ke Lin, Katherine Kairis, Carlisle Turner, and Lori Levin. 2017. [URIEL and lang2vec: Representing languages as typological, geographical, and phylogenetic vectors](#). In *Proceedings of the 15th Conference of the European Chapter of the Association for Computational Linguistics: Volume 2, Short Papers*, pages 8–14, Valencia, Spain. Association for Computational Linguistics.
- Errol Mamani-Condori and José Ochoa-Luna. 2021. Aggressive language detection using vgcn-bert for spanish texts. In *Intelligent Systems: 10th Brazilian Conference, BRACIS 2021, Virtual Event, November 29–December 3, 2021, Proceedings, Part II 10*, pages 359–373. Springer.
- Marzieh Mozafari, Reza Farahbakhsh, and Noel Crespi. 2022. [Cross-lingual few-shot hate speech and offensive language detection using meta learning](#). *IEEE Access*, 10:14880–14896.
- Niklas Muennighoff, Thomas Wang, Lintang Sutawika, Adam Roberts, Stella Biderman, Teven Le Scao, M Saiful Bari, Sheng Shen, Zheng Xin Yong, Hailley Schoelkopf, Xiangru Tang, Dragomir Radev, Alham Fikri Aji, Khalid Almubarak, Samuel Albanie, Zaid Alyafeai, Albert Webson, Edward Raff, and Colin Raffel. 2023. [Crosslingual generalization through multitask finetuning](#). In *Proceedings of the 61st Annual Meeting of the Association for Computational Linguistics (Volume 1: Long Papers)*, pages 15991–16111, Toronto, Canada. Association for Computational Linguistics.

- Arianna Muti, Francesco Fernicola, and Alberto Barrón-Cedeño. 2022. [Misogyny and aggressiveness tend to come together and together we address them](#). In *Proceedings of the Thirteenth Language Resources and Evaluation Conference*, pages 4142–4148, Marseille, France. European Language Resources Association.
- Matthew A Napierala. 2012. What is the bonferroni correction? *Aaos Now*, pages 40–41.
- Nathan Ng, Kyunghyun Cho, and Marzyeh Ghassemi. 2020. [SSMBA: Self-supervised manifold based data augmentation for improving out-of-domain robustness](#). In *Proceedings of the 2020 Conference on Empirical Methods in Natural Language Processing (EMNLP)*, pages 1268–1283, Online. Association for Computational Linguistics.
- Debora Nozza. 2021. [Exposing the limits of zero-shot cross-lingual hate speech detection](#). In *Proceedings of the 59th Annual Meeting of the Association for Computational Linguistics and the 11th International Joint Conference on Natural Language Processing (Volume 2: Short Papers)*, pages 907–914, Online. Association for Computational Linguistics.
- Endang Wahyu Pamungkas, Valerio Basile, and Viviana Patti. 2023. Towards multidomain and multilingual abusive language detection: a survey. *Personal and Ubiquitous Computing*, 27(1):17–43.
- Endang Wahyu Pamungkas and Viviana Patti. 2019. [Cross-domain and cross-lingual abusive language detection: A hybrid approach with deep learning and a multilingual lexicon](#). In *Proceedings of the 57th Annual Meeting of the Association for Computational Linguistics: Student Research Workshop*, pages 363–370, Florence, Italy. Association for Computational Linguistics.
- Chongyu Pan, Jian Huang, Jianxing Gong, and Xingsheng Yuan. 2019. Few-Shot Transfer Learning for Text Classification with Lightweight Word Embedding Based Models. *IEEE Access*, 7:53296–53304.
- Sinno Jialin Pan and Qiang Yang. 2010. A survey on transfer learning. *IEEE Transactions on knowledge and data engineering*, 22(10):1345–1359.
- Mei-hong Pana, Hongyi Xin, and Hongbin Shen. 2023. Semantic transformation-based data augmentation for few-shot learning. *Available at SSRN 4321351*.
- Archit Parnami and Minwoo Lee. 2022. Learning from few examples: A summary of approaches to few-shot learning. *arXiv preprint arXiv:2203.04291*.
- Fabio Poletto, Valerio Basile, Manuela Sanguinetti, Cristina Bosco, and Viviana Patti. 2021. Resources and benchmark corpora for hate speech detection: a systematic review. *Language Resources and Evaluation*, 55:477–523.
- Rahul Pradhan, Ankur Chaturvedi, Aprna Tripathi, and Dilip Kumar Sharma. 2020. A review on offensive language detection. *Advances in Data and Information Sciences: Proceedings of ICDIS 2019*, pages 433–439.
- Michał Ptaszynski, Agata Pieciukiewicz, and Paweł Dybała. 2019. Results of the poleval 2019 shared task 6: First dataset and open shared task for automatic cyberbullying detection in polish twitter. *Warszawa: Institute of Computer Sciences. Polish Academy of Sciences*.
- Tharindu Ranasinghe and Marcos Zampieri. 2020. [Multilingual offensive language identification with cross-lingual embeddings](#). In *Proceedings of the 2020 Conference on Empirical Methods in Natural Language Processing (EMNLP)*, pages 5838–5844, Online. Association for Computational Linguistics.
- Julian Risch, Anke Stoll, Lena Wilms, and Michael Wiegand. 2021. Overview of the germeval 2021 shared task on the identification of toxic, engaging, and fact-claiming comments. In *Proceedings of the GermEval 2021 Shared Task on the Identification of Toxic, Engaging, and Fact-Claiming Comments*, pages 1–12.
- Sebastián E Rodríguez, Héctor Allende-Cid, and Héctor Allende. 2021. Detecting hate speech in cross-lingual and multi-lingual settings using language agnostic representations. In *Progress in Pattern Recognition, Image Analysis, Computer Vision, and Applications: 25th Iberoamerican Congress, CIARP 2021, Porto, Portugal, May 10–13, 2021, Revised Selected Papers 25*, pages 77–87. Springer.
- Hugo Rosa, Nádia Pereira, Ricardo Ribeiro, Paula Costa Ferreira, Joao Paulo Carvalho, Sofia Oliveira, Luísa Coheur, Paula Paulino, AM Veiga Simão, and Isabel Trancoso. 2019. Automatic cyberbullying detection: A systematic review. *Computers in Human Behavior*, 93:333–345.
- Andy Rosenbaum, Saleh Soltan, Wael Hamza, Marco Damonte, Isabel Groves, and Amir Saffari. 2022. [CLASP: Few-shot cross-lingual data augmentation for semantic parsing](#). In *Proceedings of the 2nd Conference of the Asia-Pacific Chapter of the Association for Computational Linguistics and the 12th International Joint Conference on Natural Language Processing (Volume 2: Short Papers)*, pages 444–462, Online only. Association for Computational Linguistics.
- Fabian David Schmidt, Ivan Vulić, and Goran Glavaš. 2022. [Don't stop fine-tuning: On training regimes for few-shot cross-lingual transfer with multilingual language models](#). In *Proceedings of the 2022 Conference on Empirical Methods in Natural Language Processing*, pages 10725–10742, Abu Dhabi, United Arab Emirates. Association for Computational Linguistics.
- Philip Sedgwick. 2012. Pearson's correlation coefficient. *Bmj*, 345.

- Xiayang Shi, Xinyi Liu, Chun Xu, Yuanyuan Huang, Fang Chen, and Shaolin Zhu. 2022. Cross-lingual offensive speech identification with transfer learning for low-resource languages. *Computers and Electrical Engineering*, 101:108005.
- Oleh Shliazhko, Alena Fenogenova, Maria Tikhonova, Vladislav Mikhailov, Anastasia Kozlova, and Tatiana Shavrina. 2022. [mgpt: Few-shot learners go multilingual](#).
- Elena Shushkevich and John Cardiff. 2019. Automatic misogyny detection in social media: A survey. *Computación y Sistemas*, 23(4):1159–1164.
- Gudbjartur Ingi Sigurbergsson and Leon Derczynski. 2020. [Offensive language and hate speech detection for Danish](#). In *Proceedings of the Twelfth Language Resources and Evaluation Conference*, pages 3498–3508, Marseille, France. European Language Resources Association.
- Levent Soykan, Cihan Karsak, Ilknur Durgar Elkahlout, and Burak Aytan. 2022. [A comparison of machine learning techniques for Turkish profanity detection](#). In *Proceedings of the Second International Workshop on Resources and Techniques for User Information in Abusive Language Analysis*, pages 16–24, Marseille, France. European Language Resources Association.
- Lukas Stappen, Fabian Brunn, and Björn Schuller. 2020. Cross-lingual zero-and few-shot hate speech detection utilising frozen transformer language models and axel. *arXiv preprint arXiv:2004.13850*.
- Lichao Sun, Congying Xia, Wenpeng Yin, Tingting Liang, Philip Yu, and Lifang He. 2020. [Mixup-transformer: Dynamic data augmentation for NLP tasks](#). In *Proceedings of the 28th International Conference on Computational Linguistics*, pages 3436–3440, Barcelona, Spain (Online). International Committee on Computational Linguistics.
- JianYuan Wang, KeXin Liu, YuCheng Zhang, Biao Leng, and JinHu Lu. 2023. Recent advances of few-shot learning methods and applications. *Science China Technological Sciences*, pages 1–25.
- Yaqing Wang, Quanming Yao, James T Kwok, and Lionel M Ni. 2020. [Generalizing from a few examples: A survey on few-shot learning](#). *ACM computing surveys (csur)*, 53(3):1–34.
- Genta Winata, Shijie Wu, Mayank Kulkarni, Thamar Solorio, and Daniel Preotiuc-Pietro. 2022. [Cross-lingual few-shot learning on unseen languages](#). In *Proceedings of the 2nd Conference of the Asia-Pacific Chapter of the Association for Computational Linguistics and the 12th International Joint Conference on Natural Language Processing (Volume 1: Long Papers)*, pages 777–791, Online only. Association for Computational Linguistics.
- Wenjie Yin and Arkaitz Zubiaga. 2021. Towards generalisable hate speech detection: a review on obstacles and solutions. *PeerJ Computer Science*, 7:e598.
- Hongyi Zhang, Moustapha Cissé, Yann N. Dauphin, and David Lopez-Paz. 2018. [mixup: Beyond empirical risk minimization](#). In *6th International Conference on Learning Representations, ICLR 2018, Vancouver, BC, Canada, April 30 - May 3, 2018, Conference Track Proceedings*. OpenReview.net.
- Xin Zhang, Miao Jiang, Honghui Chen, Chonghao Chen, and Jianming Zheng. 2022. Cloze-style data augmentation for few-shot intent recognition. *Mathematics*, 10(18):3358.
- Mengjie Zhao, Yi Zhu, Ehsan Shareghi, Ivan Vulić, Roi Reichart, Anna Korhonen, and Hinrich Schütze. 2021. [A closer look at few-shot crosslingual transfer: The choice of shots matters](#). In *Proceedings of the 59th Annual Meeting of the Association for Computational Linguistics and the 11th International Joint Conference on Natural Language Processing (Volume 1: Long Papers)*, pages 5751–5767, Online. Association for Computational Linguistics.
- Jing Zhou, Yanan Zheng, Jie Tang, Li Jian, and Zhilin Yang. 2022. [FlipDA: Effective and robust data augmentation for few-shot learning](#). In *Proceedings of the 60th Annual Meeting of the Association for Computational Linguistics (Volume 1: Long Papers)*, pages 8646–8665, Dublin, Ireland. Association for Computational Linguistics.
- Haris Bin Zia, Ignacio Castro, Arkaitz Zubiaga, and Gareth Tyson. 2022. Improving zero-shot cross-lingual hate speech detection with pseudo-label fine-tuning of transformer language models. In *Proceedings of the International AAAI Conference on Web and Social Media*, volume 16, pages 1435–1439.

A Reproducibility

Table 6 provides features and links to the pre-trained models that we use, and Table 7 illustrates details of the dataset.

Model:	mBERT
Vocab size:	120k
#Params:	177M
Link:	https://huggingface.co/bert-base-multilingual-cased
Use in this work:	SSMBA Experiments (zero-shot and few-shot cross-lingual transfer)
Model:	mGPT
Vocab size:	100k
#Params:	1417M
Link:	https://huggingface.co/ai-forever/mGPT
Use in this work:	MIXUP & MIXAG
Model:	XLM-R
Vocab size:	250k
#Params:	270M
Link:	https://huggingface.co/xlm-roberta-base
Use in this work:	Ablation studies
Model:	mt0
Vocab size:	250k
#Params:	550M
Link:	https://huggingface.co/bigscience/mt0-base
Use in this work:	Ablation studies

Table 6: Features of the models used in this work. We built our models directly on top of the [HuggingFace Transformers library](#).

Domain	Train (EN)	Validation (EN)	Test (LANG)
GAO	919	218	99
TRAC	10,341	2,593	300
WUL	71,754	24,130	600
ALL	83,014	26,941	999

Table 7: Number of texts in each set of the XHate-999 dataset. LANG stands for each language in {EN, SQ, HR, DE, RU, TR, ES}.

B MIXAG Details

MIXAG is a particular case of MIXUP where the parameter λ of the linear combination (Equation 9) is determined by the angle α between the original vectors x_i and x_j , as well as the angle θ between the new vector \hat{x} and one of the original vectors. We take x_i without loss of generality (see Figure 3). We rely on the cosine of α , calculated as Equation 10, where $\|\cdot\|$ denotes the norm of a vector. Notice that we only parameterize one of the original vectors, since α and θ are sufficient to determine \hat{x} .

$$\hat{x} = \lambda x_i + x_j \quad (9)$$

$$\cos(\alpha) = \frac{x_i x_j}{\|x_i\| \|x_j\|} \quad (10)$$

The objective is to express the parameter λ as a function of θ , hence we take advantage of the Law of Sines (Equation 11) that allows relating

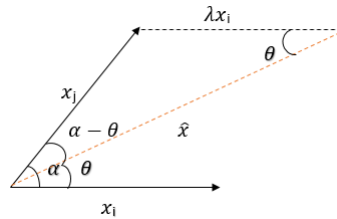


Figure 3: MIXAG explanation.

vectors and angles. Then, λ can be expressed in function of θ as Equation 12. Finally, using the known identities in Equations 13, we can define λ from the cosine of α , which can be obtained with Equation 10, and the cosine of θ , which is the parameter of MIXAG (Equation 14).

$$\frac{\lambda \|x_i\|}{\sin(\alpha - \theta)} = \frac{\|x_j\|}{\sin(\theta)} \quad (11)$$

$$\lambda = \frac{\|x_j\| \sin(\alpha - \theta)}{\|x_i\| \sin(\theta)} \quad (12)$$

$$\begin{aligned} \sin(\alpha - \theta) &= \sin(\alpha) \cos(\theta) - \cos(\alpha) \sin(\theta) \\ \sin(\theta) &= \sqrt{1 - \cos(\theta)^2}, \quad \sin(\alpha) = \sqrt{1 - \cos(\alpha)^2} \\ \sin(\alpha - \theta) &= \sqrt{1 - \cos(\alpha)^2} \cos(\theta) - \cos(\alpha) \sqrt{1 - \cos(\theta)^2} \end{aligned} \quad (13)$$

$$\lambda = \frac{\|x_j\| (\cos(\theta) \sqrt{1 - \cos(\alpha)^2} - \cos(\alpha) \sqrt{1 - \cos(\theta)^2})}{\|x_i\| \sqrt{1 - \cos(\theta)^2}} \quad (14)$$

C Results by Language and Domain

We show complete results in this section. Table 8 illustrates that there is no significant difference between using the full test set and using a subset of texts from the test set (the subset that we used in our experiment).

Table 9 illustrates the cosine similarity between each language and English for five linguistic features. We obtain these features as language vectors from LANG2VEC (Littell et al., 2017).

Table 10 shows the correlation coefficient and p-value for these linguistic features.

- **SYN:** vectors encode syntactic properties, e.g., if a subject appears before or after a verb.
- **FAM:** vectors encode memberships in language families.
- **INV:** vectors denote the presence or absence of natural classes of sounds.
- **PHO:** vectors encode phonological properties such as the consonant-vowel ratio.

GAO	EN	DE	RU	TR	HR	SQ	ES
FZS	0.6742	0.5185	0.5063	0.5217	0.6098	0.5432	0.5060
ZS	0.6747	0.5067	0.5205	0.5116	0.6234	0.5405	0.5263
TRAC							
FZS	0.7594	0.7527	0.6859	0.6806	0.6925	0.7177	0.7045
ZS	0.7642	0.7582	0.6815	0.6777	0.6892	0.7235	0.7000
WUL							
FZS	0.8812	0.6739	0.5581	0.2969	0.5476	0.5675	0.5049
ZS	0.8800	0.6698	0.5561	0.2945	0.5469	0.5556	0.4960
ALL							
FZS	0.8053	0.7146	0.6322	0.3565	0.6231	0.6088	0.6028
ZS	0.8085	0.7156	0.6308	0.3627	0.6214	0.6127	0.6008

Table 8: Cross-lingual transfer performance with mBERT on each domain (GAO, TRAC, WUL) and the union of all domains (ALL). FZS refers to zero-shot cross-lingual transfer with the full test set, which corresponds to the results reported in [XHATE-999: Analyzing and Detecting Abusive Language Across Domains and Languages](#). ZS refers to zero-shot cross-lingual transfer with 90% of the test set of each language, which corresponds to the results discussed in this paper. Results are reported in terms of F1.

	EN	DE	RU	TR	HR	SQ	ES
SYN	1.0	0.9025	0.8118	0.5067	0.8318	0.7959	0.8216
FAM	1.0	0.5443	0.1667	0.0	0.1260	0.3333	0.0962
INV	1.0	0.7628	0.6475	0.6658	0.6967	0.7249	0.6382
PHO	1.0	0.8058	0.8581	0.8181	0.8581	0.8704	0.8581
GEO	1.0	0.9976	0.9681	0.9825	0.9950	0.9919	0.9959

Table 9: Cosine similarity between each language vector and English vector for LANG2VEC-based language vectors (SYN, FAM, INV) considering all domains.

- **GEO:** vectors express orthodromic distances for languages w.r.t. fixed points on the Earth’s surface.

Table 11 shows the Precision and Recall results across domains and languages for the error analysis of the unsupervised language adaptation.

Table 12 shows the results for all variants across languages and domains.

	SYN		FAM		INV		PHO		GEO	
	Pearson	P-value	Pearson	P-value	Pearson	P-value	Pearson	P-value	Pearson	P-value
ZS	0.672	<.001	0.647	<.001	0.599	<.001	0.529	.003	<u>0.302</u>	<u>.119</u>
FS	0.664	<.001	0.661	<.001	0.607	<.001	0.516	.004	<u>0.289</u>	<u>.136</u>
SS	0.527	.004	0.627	<.001	0.608	<.001	0.486	.008	<u>0.261</u>	<u>.180</u>
MU	0.405	.033	0.628	<.001	0.633	<.001	0.463	.013	<u>0.315</u>	<u>.210</u>
MA	0.571	.001	0.721	<.001	0.686	<.001	0.529	.004	<u>0.245</u>	<u>.209</u>

Table 10: Complete table of correlations between zero-shot (ZS), few-shot (FS), few-shot with SSMB (SS), few-shot with MIXUP (MU) and few-shot with MIXAG (MA) cross-lingual transfer performance with mBERT across all languages and domains, with linguistic proximity scores (features SYN, FAM, INV, PHO, GEO). Correlations that are not statistically significant are underlined ($\alpha=.05$).

GAO	EN		DE		RU		TR		HR		SQ		ES	
	R	P	R	P	R	P	R	P	R	P	R	P	R	P
ZS	0.70	0.65	0.48	0.54	0.48	0.58	0.55	0.48	0.60	0.65	0.50	0.59	0.50	0.55
ZS_MLM	0.80	0.47	0.88	0.50	0.78	0.50	0.98	0.47	0.98	0.46	0.93	0.45	0.98	0.44
TRAC														
ZS	0.89	0.67	0.88	0.66	0.74	0.63	0.71	0.65	0.78	0.62	0.85	0.63	0.73	0.67
ZS_MLM	0.92	0.54	0.81	0.54	0.92	0.53	0.93	0.53	0.93	0.53	0.98	0.54	0.72	0.53
WUL														
ZS	0.80	0.98	0.51	0.97	0.39	0.94	0.17	0.96	0.38	0.97	0.40	0.92	0.33	0.97
ZS_MLM	0.83	0.48	0.89	0.49	0.99	0.51	0.98	0.51	0.99	0.51	0.97	0.51	0.99	0.51
ALL														
ZS	0.79	0.82	0.71	0.72	0.57	0.71	0.24	0.75	0.56	0.69	0.54	0.71	0.51	0.74
ZS_MLM	0.99	0.50	0.99	0.51	0.98	0.50	0.96	0.50	0.99	0.51	0.99	0.51	0.89	0.50

Table 11: Precision (P) and Recall (R) in cross-lingual transfer with mBERT on each domain (GAO, TRAC, WUL) and the union of all domains (ALL). ZS_MLM refers to adapted zero-shot cross-lingual transfer, while ZS refers to zero-shot cross-lingual transfer.

GAO	EN (n)	DE (n)	RU (n)	TR (n)	HR (n)	SQ (n)	ES (n)
ZS	0.6747	0.5067	0.5205	0.5116	0.6234	0.5405	0.5263
FS	0.6500	0.5455	0.5455	0.5556	0.6000	0.5385	0.5385
SS	0.7000	0.6667	0.5952	0.6400	0.6452	0.6598	0.6024
SS-HL	0.6667	0.6737	0.6136	0.6408	0.6588	0.6667	0.6279
MU	0.6742	0.6316	0.5806	0.6481	0.6531	0.6742	0.6444
MMU	0.6667	0.6316	0.5500	0.6355	0.6588	0.6882	0.6471
MU-SS	0.6591	0.6122	0.5926	0.6304	0.6444	0.6667	0.5333
MA	0.6882	0.6214	0.6304	0.6364	0.6292	0.6667	0.6408
MMA	0.6889	0.6526	0.6383	0.6549	0.6667	0.6517	0.6517
MA-SS	0.7033	0.6408	0.5977	0.6471	0.6444	0.6465	0.5278
TRAC							
ZS	0.7642	0.7582	0.6815	0.6777	0.6892	0.7235	0.7000
FS	0.7462	0.7561	0.6861	0.6620	0.6731	0.7183	0.6782
SS	0.7303	0.7208	0.6775	0.6411	0.6783	0.6452	0.6444
SS-HL	0.7261	0.7124	0.6776	0.6282	0.6736	0.6498	0.6544
MU	<u>0.7613</u>	0.7576	0.6923	0.7103	0.7103	0.7290	0.7003
MMU	0.7596	0.7508	0.6894	0.6906	0.6796	0.7148	<u>0.7043</u>
MU-SS	0.7403	0.7325	0.7010	0.6709	0.7162	0.6220	0.6894
MA	0.7516	0.7622	0.6901	0.6885	0.6801	0.7093	0.7047
MMA	0.7516	0.7622	0.6943	0.6885	0.6935	0.7066	0.7047
MA-SS	0.7222	0.7190	0.6554	0.6596	0.6567	0.6596	0.4909
WUL							
ZS	0.8800	0.6698	0.5561	0.2945	0.5469	0.5556	0.4960
FS	0.8845	0.6761	0.5657	0.3193	0.5567	0.5833	0.5040
SS	<u>0.9035</u>	0.7821	0.7636	0.6620	0.7443	<u>0.7490</u>	0.7348
SS-HL	0.9014	0.7696	0.7059	0.6636	0.7007	0.7043	0.7043
MU	0.9035	0.7576	0.6605	0.6333	0.5950	0.5650	0.6357
MMU	0.9006	0.7495	0.6574	0.6029	0.6394	0.5985	0.5802
MU-SS	0.9077	0.7776	0.7140	0.6800	0.7245	0.7071	0.7495
MA	0.8822	0.7406	0.6758	0.5821	0.6344	0.6230	0.5277
MMA	0.8911	0.7350	0.6605	0.5260	0.6682	0.6502	0.5656
MA-SS	0.9014	0.7911	0.7149	0.6787	0.7315	0.7505	0.7228
ALL							
ZS	0.8085	0.7156	0.6308	0.3627	0.6214	0.6127	0.6008
FS	0.8112	0.7141	0.6329	0.4063	0.6316	0.6238	0.6130
SS	0.8077	0.7253	0.7071	0.6568	0.6965	0.6990	0.6838
SS-HL	0.8097	0.7273	0.6987	0.6689	0.6725	0.6909	0.6973
MU	0.8102	0.7404	0.7013	0.6740	0.7116	0.7001	0.6878
MMU	0.8284	0.7500	0.7312	0.7113	0.7371	0.7128	0.7250
MU-SS	0.8176	0.7531	0.7233	0.6839	0.7186	0.6881	0.7087
MA	0.8083	0.7245	0.6757	0.5616	0.6710	0.6788	0.6508
MMA	<u>0.8237</u>	0.7585	0.7392	0.7224	0.7523	0.7344	0.7476
MA-SS	0.8096	0.7229	0.7193	0.6369	0.6759	0.6734	0.6713

Table 12: Zero-shot (ZS) and few-shot (FS) cross-lingual transfer performance with mBERT on each domain (GAO, TRAC, WUL) and the union of all domains (ALL). We also show 8 variants for FS: 1) SSMBA (SS) and 2) SSMBA with HurtLex (SS-HL), 3) MIXUP (MU), 4) multilingual MIXUP (MMU), 5) MIXUP with SSMBA (MU-SS), 6) MIXAG (MA), 7) multilingual MIXAG (MMA), 8) MIXAG with SSMBA (MA-SS). The results are reported in terms of F1 and significantly better results are underlined for each language and domain. Numbers in bold indicate the best results. We use $\alpha_{altered} = .005$ since we have 10 tests