

Architecture of Smart Certificates for Web3 Applications Against Cyberthreats in Financial Industry

1st Stefan Kambiz Behfar

*Department of Information Systems, Geneva School of Business Administration, Geneva, Switzerland
Department of Computer Science and Technology, University of Cambridge, Cambridge, United Kingdom
stefan-kambiz.behfar@hesge.ch*

2nd Jon Crowcroft

*Department of Computer Science and Technology, University of Cambridge, Cambridge, United Kingdom
Alan Turing Institute, London, United Kingdom
jon.crowcroft@cam.ac.uk*

Abstract—This study addresses the security challenges associated with the current internet transformations, specifically focusing on emerging technologies such as blockchain and decentralized storage. It also investigates the role of Web3 applications in shaping the future of the internet. The primary objective is to propose a novel design for 'smart certificates,' which are digital certificates that can be programmatically enforced. Utilizing such certificates, an enterprise can better protect itself from cyberattacks and ensure the security of its data and systems. Web3 recent security solutions by companies and projects like Certik, Forta, Slither, and Securiify are the equivalent of code scanning tool that were originally developed for Web1 and Web2 applications, and definitely not like certificates to help enterprises feel safe against cyberthreats. We aim to improve the resilience of enterprises' digital infrastructure by building on top of Web3 application and put methodologies in place for vulnerability analysis and attack correlation, focusing on architecture of different layers, Wallet/Client, Application and Smart Contract, where specific components are provided to identify and predict threats and risks. Furthermore, Certificate Transparency is used for enhancing the security, trustworthiness and decentralized management of the certificates, and detecting misuses, compromises, and malfeasances.

1. INTRODUCTION

Blockchain Technology (BT) has come into existence with a number of promising potential applications. After the emergence of Bitcoin, BT triggered fundamental debates in multiple areas, mostly related to the possibility to design smart contracts (self-enforcing contracts) and to apply them to a range of activities, including capital formation (Initial Coin Offerings and their transformations), digital securities, and Central Bank Digital Currencies (CBDCs). All this led to the establishment of new paradigms, including the crypto-economy and so-called Decentralized Finance (DeFi). Not surprisingly, many companies invested and established consortia in BT, channeling increasingly ingest amounts, reaching an all-time record of 26.8 billion dollar in 2022 (CBInsights

[1]), despite one of the most difficult years in terms of financial losses. The cryptocurrency market created by BT has reached a total market capitalization of more than 143 billion dollar (CoinMarketCap, 2019 [2]). Moreover, Chowdhury et al. (2018) [3] have shown that BT has been applied to many sectors including the public and academic institutes. Also, governments have applied the use of blockchain in the public sector (Berryhill, 2018 [4]).

BT implements a structural decentralization, promising the establishment of a radically new way of conducting business transactions, especially among untrusted entities. Cryptography, transparency, and decentralized smart contracts and smart ledgers are the key elements supporting verification, identification, authentication, integrity, and immutability. BT provides the exchange of transactions in a vast network of untrusted entities as well as chronologically linked and duplicated digital ledgers in a decentralized database. Furthermore, it eliminates the need to rely on a centralized authority by offering independent verification guarantees. Additionally, because there are no centralized authorities, blockchain services can apply immutability to prevent abuse even in the case of a hostile insider, which increases security properties for distributed systems (Maleh et al., 2020 [5]).

Given that BT is a cutting-edge technology with a lot of potential, there are doubts about how reliable it is (Natarajan et al, 2019 [6]). If a system had such authority, then its most potent actors may collude to alter the blockchain or stop its contents from being broadcast. There have been numerous documented cyberattacks, and blockchain implementations have several cybersecurity flaws (Luu et al., 2016 [7], Taylor et al., 2019 [8]). By transferring tiny quantities of "dust coins" to the personal wallets of the target victims, hackers were able to compromise the privacy and anonymity of Bitcoin (BTC) users, as evidenced by the attack on the Litecoin blockchain network in 2019. By undertaking a combined analysis of the addresses, hackers could discover the owner of each wallet and follow its international activity (Omelchenko, 2019 [9]).

Financial institutions are impacted by the growth of Blockchain-based financial services in a big way. Blockchain technology and smart contracts, for instance,

can remove intermediaries, centralized administration, fraud, and theft, making it simpler for the transparency mechanism to reduce financial services liability (Chang et al., 2020 [10]). In the financial industry, decentralized Blockchain networks eliminate financial intermediaries by allowing each financial partner to contribute to the network via a P2P network so that direct money transfers can be made. In addition, each financial organization maintains a distributed ledger with a finite volume of financial transactions per block. In conventional banking systems, the intermediary bank was entirely responsible for coordinating all transactions between multiple organizations. Blockchain technology removes the intermediary, enabling the majority of network nodes to confirm the legitimacy of a transaction. Due to the possibility of stored transactions leaking "sensitive and trading information," integrating public Blockchain and distributed ledgers would be extremely difficult (see Hameed et al. 2022 [11]). In order to address the integration challenges of distributed ledgers with Blockchain technology, Wang and Kogan (2018) [12] suggested a Blockchain-based privacy preservation technique to safeguard users' financial information. A private Blockchain network's financial transactions are protected by homomorphic encryption and zero-knowledge proof. The majority of Blockchain systems designed for financial transactions have "high transaction costs," "propagation delays," and "latency". Zhong et al. (2019) [13] presented a safe and simple payment method to effectively use Blockchain-based financial system services and to ensure system security and robustness.

Web3 refers to the next generation of the World Wide Web, which is characterized by decentralized technologies and applications built on blockchain and other distributed ledger technologies. The scope of this paper covers Web3 which differs from Web 2.0, emphasizing the decentralized, trustless, and blockchain-based nature of Web3 which is conceptualized as a third-generation technology, mainly characterized by the semantics of decentralized intelligence (Behfar, 2023 [14-15]). In a paper, Su et al (2021) [16] claimed to present the first study that analyzes and measures real-world attacks on Ethereum Dapps based upon the forensic evidence recorded on the blockchain. Chen et al (2023) [17] also presented an empirical study that uncovers unfair trades on popular DEX services on Ethereum and Binance Smart Chain. By joining and analyzing 60 million transactions, they found 671, 400 unfair trades on all six measured DEXes, including Uniswap, Balancer, and Curve.

The success of Web3 links to innovation in new security challenges created by different application architectures. A blockchain, network nodes, and smart contracts are used to handle logic and state in Web3 applications which are built in a decentralized fashion without relying on the traditional application logic and database layers that exist in Web2. Users can still update data by publishing new content or making purchases through a frontend that links to those nodes. Users are required to sign transactions using their private keys, which are commonly managed in wallets. This architecture is meant to protect user privacy and control and allow for complete transparency, open access, and immutability of transactions.

The design has security trade-offs, just like any other

system. As opposed to Web2, the blockchain does not rely on actors to be trustworthy, and is more difficult to update the system to fix security issues. Although users retain identity control, there are no middlemen to offer remedies in the event of attacks or major compromises. Because wallets are still software, which will never be completely reliable, they can still leak private data like an Ethereum address (see Dang, 2022 [18]). Due to all the above-mentioned Web3 security flaws, we propose an architecture to improve the capacity building in its digital infrastructure security. Ultimately we provide design of smart certificates (digital certificates that can be programmatically enforced) composed of various components with different layers suitable for deployment in any target domain against cyberattacks. Using such smart certificates, Web3 applications can implement best practices for secure data exchange, such as encryption and authentication, and ensure that all participants in the network are adhering to these practices. In section 2 we will discuss the research design including the research questions, and in section 3 we will provide the solution including the architecture of vulnerability detection and monitoring, usecases, and smart certificates, we will discuss the implementation in detail, and finally investigate the certificate transparency and its integration into the smart certificates.

2. RESEARCH DESIGN

2.1. Related Work

The rise of Web3 applications has ushered in a new era of decentralized internet, bringing forth various architectural solutions aimed at ensuring security, scalability, and user experience. This section delves into notable solutions in the domain and highlights the distinctiveness of our approach.

2.1.1. Traditional Web3 Security Measures.

- **Description:** Traditional security measures for Web3 applications often rely on code audits, manual testing, and basic encryption mechanisms to safeguard against vulnerabilities.
- **Limitations:** These methods can be time-consuming, error-prone, and may not capture all potential security threats, especially those that evolve over time.

2.1.2. Decentralized Identity Solutions.

- **Description:** Solutions like uPort or Sovrin provide decentralized identity systems for Web3, ensuring user privacy and data ownership.
- **Limitations:** While they enhance user privacy, they don't necessarily address broader application vulnerabilities or compliance needs.

2.1.3. Smart Contract Scanning Tools.

- **Description:** Tools like Mythril, Slither, and Securify offer automated scanning of smart contracts to detect vulnerabilities.
- **Limitations:** They focus solely on smart contract code and may overlook broader application or network-level vulnerabilities.

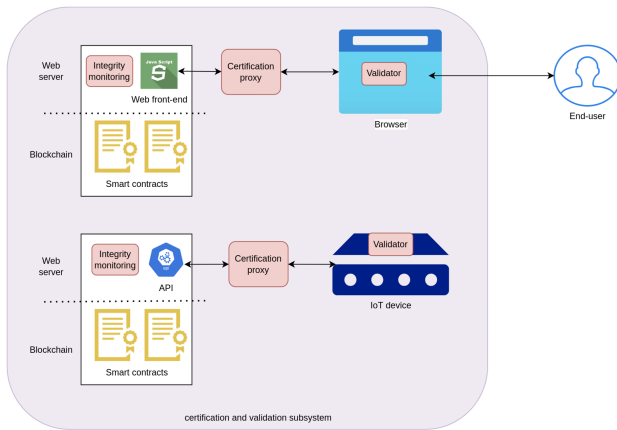


Figure 1. Certification and validation of web apps.

2.1.4. Decentralized Access Control Systems.

- **Description:** Solutions such as Ocean Protocol implement decentralized access control for data sharing in Web3 applications.
- **Limitations:** These systems primarily focus on data access and may not address other types of vulnerabilities or threats.

Our Approach: Our proposed architecture introduces smart certificates to enhance the security of Web3 applications:

- **Comprehensive Security:** Unlike traditional measures that focus on specific aspects of security, our smart certificates provide a holistic security solution, addressing both application-level and network-level vulnerabilities.
- **AI-Driven Threat Detection:** Our architecture integrates AI to predict and counteract threats in real-time, offering a proactive approach to security that goes beyond static code analysis.
- **Regulatory Compliance:** Extended version of our smart certificate ensures that Web3 applications not only remain secure but also complies with relevant regulations, bridging the gap between decentralized technologies and regulatory standards.
- **User-Centric Design:** Our architecture prioritizes end-users, offering them intuitive interfaces, real-time alerts, and the confidence that the Web3 applications they interact with adhere to the highest security standards.

2.2. Research Questions

This project targets to achieve protection against cyberattacks mainly from social media (but not necessarily) into Web3 apps. To realize this ambition first requires investigating different layers to which Web3 applications span. The project will develop a user-stimulating cyber security reference architecture, as seen in Figure 1; the enduser could be human or IoT devices. Nevertheless, a smart certificate is aimed to intervene in their communication with the Web3 app.

User profiling will be used to tailor the solution, as different types of users may desire different levels of privacy and security. A lead user will be able to define initial

profiles, which can then be regularly updated with the support of data analytics associated with the certification. Let us explore some relevant research questions such as:

RQ1: What are different layers to which Web3 applications span, provide detailed research on attacks that exist for Web3 apps?

RQ2: How user profiling will be used to tailor the solution, as different types of users may desire different levels of security?

The proposed cyber security inspection framework will encapsulate components, such as detectors of behavior and network anomalies, that will allow it to act as a risk assessment tool by controlling data being sent by the access point and blocking whenever it is needed. This will build and refine device-centric and user-centric data profiles according to the real-time event processing and network data analysis that will enable the system to act unobtrusively. The application vulnerability detection mechanism and toolkit and the AI engine will build upon blockchain technology and is benefiting from this concept by integrating the adaptation of the blockchain architecture to repel and counteract the most modern attacks by decentralizing its core risk assessment and AI engine. With the use of blockchain, each node on the network replicates the decision rules (smart contracts) for all nodes, making the whole system more dynamic and reliable by putting up in front the true benefits of the decentralization approach. But,

RQ3: How can one design and implement components that monitor/secure Web3 apps in each layer?

The proposed certificate is supposed to improve the resilience of digital infrastructure by building on top of the Web3 app smart certificates against cyberattacks, for attack detection, identification, and mitigation. This Web-Blockchain encompasses different layers, Media, Wallet/Client, where for each layer specific components will be provided for identifying and predicting cybersecurity/privacy threats and risks. The certification should be designed based on smart contract vulnerability detection and real-time web cyberattack detection, and attack correlation and integrity monitoring. In this project, the end-user is at its core, and special emphasis is given to informing and educating the user on these. Overall, end-users will be given the desired level of cyber control over security and privacy protection, while the engine will regularly review the security behavior and recommend improvements.

RQ4: How can one generate and update certificates for Web3 apps to substantially reduce vulnerabilities induced by the human factor?

To keep up with cybersecurity issues and threats, we need to prioritize types of threats according to the likelihood of exposure and severity of consequences and study how already identified best practices can be applied. On top of this, the anomaly detection tool will function as an extra security control point for unknown threats. The tool will detect deviations from the normal behavior of different entities (including IoT devices and end-users) by correlating new findings with known patterns of attacks. All the above will be tailored to the usable security needs that different types of Web3 app users may have, by co-defining appropriate policies.

RQ5: How can one provide an effective response to multiple cybersecurity threats on Web3 apps tailored to the end-user needs?

3. SOLUTION

Due to the increased scope of the nature of possible attacks more sophisticated methods to understand the consequences and implications are needed. Representation of different layers that these attacks could target is a key factor in the wide-scale adaptation. The typical structure of the layers in the Web3 application is presented on Figure 2.

3.1. Architecture of vulnerability detection and monitoring

The smart contracts approach will be employed in order for the nodes to be able to cooperate in a way more elaborate than simple message exchanging. Nodes will take part in the execution of smart contracts in a distributed and integrity-preserving manner. The attack correlator is based on Web3-Blockchain attacks to different layers as indicated in Figure 2. We use Convolutional Neural Network (CNN) to detect various vulnerabilities in the application layer and smart contracts; where one could use use artificial intelligence to detect new vulnerabilities and even predict cyberattacks. In fact, BT threats and vulnerabilities are classified into the following five categories:

- Clients vulnerabilities
- Consensus mechanism vulnerabilities
- Mining pool vulnerabilities
- Network vulnerabilities
- Smart contract vulnerabilities

We aim to build certification on top of the Web3 technologies, for attack detection, identification and mitigation. It focuses on specific layers, Media, Wallet/Client, Application, and Smart Contract, where for each layer specific components will be provided to ensure robust evidence capturing, which thereafter is processed for identifying and predicting cybersecurity/privacy threats and risks. The resulting information then further goes through the cybersecurity decision tool-chain for automated mitigation and awareness strategies. see Figure 3 for an illustration of monitoring activity and attack detection, and attacks correlation subsystem inputted by the vulnerabilities' repository, where the user spans the media and wallet layers.

With the traditional App architecture design, every application has to set up its own compatible servers for their own code execution. Additionally, such an approach is also implying a possibility for a single point of failure in the system. With the use of blockchain, each node (server, device etc.) on the network replicates the necessary data for all nodes, making a whole system more dynamic and reliable by putting up in front the true benefits of the decentralization approach. We are benefiting from this concept by integrating the adaptation of the blockchain architecture in order to maximize the data security and integrity aspects of the proposed cybersecurity solution.

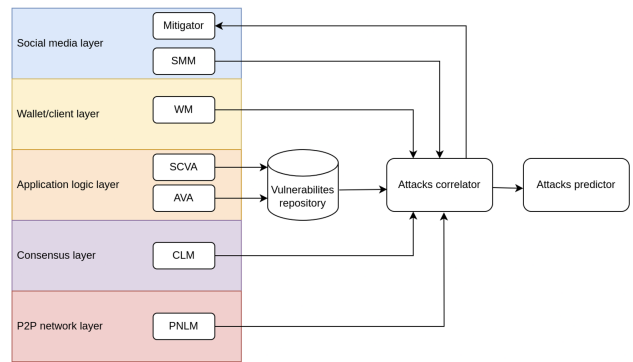


Figure 2. Web3-blockchain attacks to different layers, and attacks correlator.

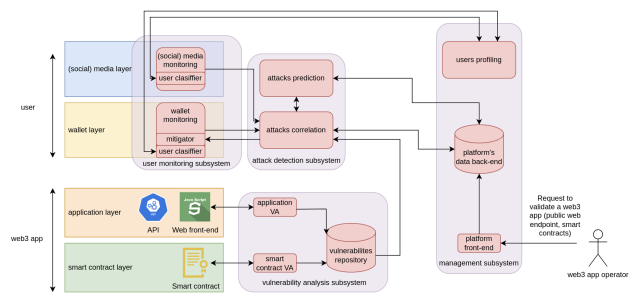


Figure 3. Monitoring activity and detection of attacks.

Not only it provides the novel cyber security tool, but also will have an integrated secure mechanism to detect the most modern attacks by decentralizing its core decision making engine.

In order to generate smart certificates for securing the Web3 apps against cyberattacks, the vulnerability scanning tool (as shown in Figure 3) for securing the chain component will be integrated into our solution. The resulting framework's supplementary component will be efficient and resilient to attacks or malfunctions. The attack correlation component integrates 1) (social) media monitoring, 2) wallet monitoring, and 3) attacks' prediction which is based on vulnerabilities' repository inputted from application and smart contract layer. The architecture described in Figure 3 offers a comprehensive solution for monitoring and detecting cyberattacks on Web3 applications. By integrating various monitoring tools, utilizing AI for enhanced threat prediction, and leveraging the benefits of blockchain, the system provides a robust and user-friendly approach to cybersecurity, which contains:

1. Vulnerability Scanning Tool: This tool is integrated into the solution to secure the chain component. Its primary function is to scan for potential vulnerabilities within the Web3 applications. By identifying these vulnerabilities, the system can take proactive measures to address them before they are exploited.

2. Attack Correlation Component: This component is central to the architecture and integrates several monitoring mechanisms:

- Social Media Monitoring: This monitors (social)

media connected components for potential threats related to vulnerabilities that might affect the Web3 applications.

- **Wallet Monitoring:** Given the decentralized nature of blockchain, wallet transactions and activities are monitored to detect any unusual patterns or security breaches.
- **Attacks' Prediction:** This is based on a repository of known vulnerabilities from the application and smart contract layer. By analyzing past vulnerabilities and current system states, the system can predict potential future attacks.

3. Data Flow: The vulnerability scanning tool feeds its findings into the attack correlation component. The data from social media monitoring, wallet monitoring, and the vulnerabilities' repository are all processed to predict potential attacks.

4. AI Integration: The system employs artificial intelligence to enhance its prediction capabilities. By analyzing the data from various sources, the AI can determine patterns and relationships that might not be immediately apparent. This allows for a more accurate prediction of potential threats.

5. Real-time Detection: One of the primary objectives of the architecture is to detect threats in real-time. By continuously monitoring various data sources and using AI to analyze this data, the system can quickly identify and respond to threats as they emerge.

6. Blockchain Integration: The decentralized nature of blockchain is leveraged to enhance the security of the system. By distributing the decision rules (smart contracts) across all nodes in the network, the system becomes more dynamic and resilient. This decentralization ensures that even if one node is compromised, the overall system remains secure.

7. User-Centric Approach: The enduser, whether human or IoT device, is at the core of the proposed solution. The system is designed to be unobtrusive, only intervening when necessary. This ensures that the user experience is not disrupted while still maintaining a high level of security.

3.2. Usecases

Here are some hypothetical use cases that demonstrate the practicality and applicability of the architecture:

Usecase 1: Social Media Threat Detection

Scenario: An employee on the browser with a running Web3 application is connected to a social media platform with a discovered vulnerability. This is picked up by the Social Media Monitoring component.

How the Architecture Responds: The system's AI analyzes and determines the severity of the threat. The vulnerability scanning tool checks if the Web3 application in question is vulnerable to the discovered vulnerability. If a potential threat is detected, the system alerts the application's security via the smart certificate

and recommends mitigation steps.

Usecase 2: Suspicious Wallet Activity

Scenario: A user's wallet starts making multiple transactions to unknown addresses within a short period, which is unusual for this user.

How the Architecture Responds: The Wallet Monitoring component detects this unusual pattern. The AI analyzes past transactions from this wallet and confirms that this behavior is out of ordinary. The smart certificate then temporarily freezes the wallet's transactions and sends an alert to the user, asking them to verify the transactions.

Usecase 3: Predictive Attack Prevention

Scenario: The Attacks' Prediction component, using data from the vulnerabilities' repository and current system states, predicts a potential DDoS attack on a Web3 application.

How the Architecture Responds: The system proactively scales up its resources to handle the increased traffic. It could also deploy additional security measures, such as rate limiting and IP filtering, to mitigate the effects of the attack. When the attack occurs, the system is prepared and can handle the increased load without significant disruption.

Usecase 4: Real-time Smart Contract Breach

Scenario: A smart contract on a decentralized application is executing transactions that are draining funds from user accounts.

How the Architecture Responds: The real-time detection component identifies the unusual smart contract behavior. The AI analyzes the smart contract's code and identifies a potential vulnerability being exploited. The smart certificate then halts the smart contract's operations and alerts the developers with details about the breach and the suspected vulnerability.

Usecase 5: Regulatory Compliance Check

Scenario: A financial institution using a Web3 application needs to ensure that all its transactions are compliant with GDPR.

How the Architecture Responds: The blockchain integration component, with its decentralized decision rules, ensures that all transactions are GDPR compliant. If a non-compliant transaction is detected, it's flagged, and the institution is alerted. The system also provides detailed logs and reports that the institution can use during regulatory audits.

3.3. Why smart certificates ?

Smart certificates can embed programmable logic, allowing them to automatically execute or validate certain conditions without manual intervention. This can be particularly useful for automating security and compliance checks. Web3 Application (User Interface) provides a user interface that allows users to interact with the smart certificate system. Users can issue, verify, and manage certificates using this interface.

In this architecture, Figure 4, when an issuer issues a smart certificate through Smart Contract 1, the certificate

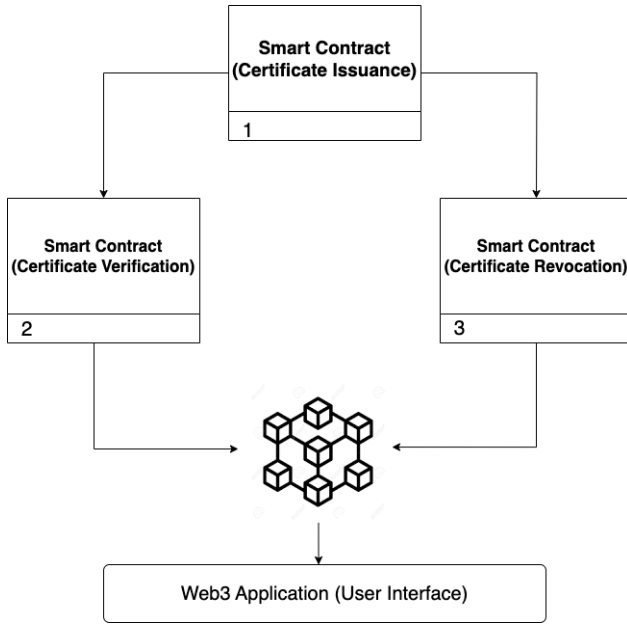


Figure 4. Architecture of smart certificates for Web3 application.

metadata (e.g., recipient's name, issuer's name, date of issuance) and the cryptographic hash of the certificate document are recorded on the blockchain. Recipients or third parties can then verify the certificate's authenticity by checking the hash on Smart Contract 2. If a certificate needs to be revoked, Smart Contract 3 handles the revocation process. Overall, this architecture enables a secure, transparent, and decentralized approach to certificate management, leveraging the benefits of blockchain technology and smart contract for Web3 applications.

The full mathematical formulas for smart certificates in Web3 applications involve various cryptographic operations and algorithms. Here, we'll outline the main formulas used in the issuance, verification, and revocation of smart certificates:

1. Certificate Issuance: Smart Contract 1 (Certificate Issuance): This smart contract handles the process of issuing smart certificates. Issuers interact with this contract to provide the necessary information and credentials for certificate issuance.

- Define the smart certificate data structure:

$$\text{Certificate} : \{\text{ID, Recipient's Name, Issuer's Name, Metadata, ...}\} \quad (1)$$
- Generate a digital signature using the issuer's private key (SK_i) for the certificate document (d) hash:

$$\text{Signature} : \text{Sigi} = \text{Sign}(SK_i, \text{Hash}(d)) \quad (2)$$

- Store the certificate metadata and digital signature on the blockchain:

$$\text{Certificate On-Chain Data} : \{\text{ID, Recipient's Name, Issuer's Name, Metadata, Signature}\} \quad (3)$$

2. Certificate verification: Smart Contract 2 (Certificate Verification): This smart contract is responsible for verifying the authenticity and validity of a smart certificate. Recipients or third parties can interact with this

contract to check the cryptographic hash of the certificate stored on the blockchain for verification.

- Retrieve the certificate from the blockchain with its on-chain data.
- Verify the digital signature using the issuer's public key (PK_i) and the certificate document (d) hash:

$$\text{Verification} : \text{Verify}(PK_i, \text{Hash}(d), \text{Sigi}) \quad (4)$$

3. Certificate revocation: Smart Contract 3 (Certificate Revocation): This smart contract manages the revocation mechanism for smart certificates. If a certificate needs to be invalidated (e.g., due to fraud or expiration), the revocation information is recorded on the blockchain using this contract.

- Define a revocation status (Revoked/Valid) for each certificate.
- If a certificate needs to be revoked, update its status to 'Revoked' on the blockchain.

4. Merkle Tree Implementation (optional):

- Construct a Merkle tree with the hashes of multiple certificate documents ($H(d_1), H(d_2), \dots, H(d_n)$).
- Calculate the Merkle root (MR_{root}) from the parent nodes' hashes ($H(P_1), H(P_2), \dots, H(P_{n-1})$).

5. Zero-Knowledge Proofs:

- Implement zero-knowledge proofs for scenarios where certain information needs to be proven without revealing the actual information. For example, proving possession of the private key without revealing the key itself.

6. Blockchain Transactions:

- Represent transactions as signed data packets that include the certificate data and issuer's digital signature:

$$\text{Transaction} : \{\text{Certificate, Signature}\} \quad (5)$$

By applying these concepts, Web3 applications can leverage smart certificates for secure, tamper-proof certificate management. The use of cryptographic operations ensures the authenticity of certificates, while the decentralized nature of the blockchain ensures transparency and trust in the certificate issuance and verification process. Additional techniques like Merkle trees and zero-knowledge proofs can enhance efficiency and privacy, respectively, in the handling of smart certificates on the blockchain.

3.4. Implementation of smart certificates for Web3

Implementing smart certificates for Web3 applications involves a combination of blockchain development, smart contract programming, and cryptographic operations. Here's a high-level overview of the steps in the implementation:

- Blockchain Platform: Select a suitable blockchain platform that supports smart contract functionality.

Ethereum is a popular choice for Web3 applications due to its robustness and support for smart contracts.

- **Smart Certificate Data Structure:** Determine the data structure of the smart certificate, including fields such as certificate ID, recipient's name, issuer's name, certificate metadata, and other relevant information.
- **Smart Contract Development:** Write smart contracts to handle the issuance, verification, and revocation of smart certificates. Create separate contracts for each functionality, such as a certificate issuance contract, a verification contract, and a revocation contract.
- **Test the smart contracts and user interface** to ensure their correctness and security. Deploy the smart contracts to the chosen blockchain network, make them accessible to users. Monitor the system for any potential issues or vulnerabilities. Regularly update and improve the smart contract code and user interface as needed. It is essential to follow best practices and conduct thorough testing to ensure the security and reliability of the smart certificate system.

Let's create a step-by-step example of implementing a smart certificate for a financial decentralized application (DApp). In this example, we'll create a simple "Certificate of Deposit" smart certificate using the Ethereum blockchain.

Step 1: Set Up the Environment

Before we begin, we make sure to have the following:

- Ethereum wallet (e.g., MetaMask) for interacting with the DApp.
- Ethereum development environment (e.g., Truffle and Ganache) for smart contract deployment.
- A code editor for writing Solidity and web application code (e.g., Visual Studio Code).

Step 2: Define the Smart Contract, Compile and Deploy it

Write a Solidity smart contract to define the Certificate of Deposit in decentralized exchange (DEX), see Listing 1. This contract will include functions for issuance, verification, and revocation of certificates. The algorithm is given in Algorithm 1.

In a DEX context, this CD smart contract can be integrated to offer users the ability to issue, verify, and potentially trade CD tokens representing ownership of certificates. Here's how it can be used:

Users can interact with the DEX interface to issue new CD certificates by specifying the deposit amount and maturity date. The DEX can provide a verification feature that allows users to check the validity of CD certificates before trading them. Users can enter a certificate ID to verify its authenticity. CD tokens can be represented as fungible tokens (e.g., ERC-20 tokens) that users can trade on the DEX. These tokens can represent ownership of CD certificates. Certificate owners can revoke their certificates if needed. This feature ensures that owners maintain control over their certificates' validity. The DEX can integrate this smart contract into its user interface, enabling users to issue, verify, and manage CD certificates seamlessly.

Listing 1: Smart contract to define the Certificate of Deposit (CD).

```
// SPDX-License-Identifier: MIT
pragma solidity ^ 0.8.0;

contract CertificateOfDeposit {
    struct Certificate {
        uint256 id;
        address owner;
        uint256 depositAmount;
        uint256 maturityDate;
        bool isRevoked;
    }
    Certificate[] public certificates;
    uint256 public nextCertificateId;
    event CertificateIssued(uint256 indexed id, address indexed owner, uint256 depositAmount, uint256 maturityDate);
    event CertificateRevoked(uint256 indexed id); }

    function issueCertificate(uint256 depositAmount, uint256 maturityDate) external {
        require(maturityDate > block.timestamp, "Maturity date must be in the future.");
        require(depositAmount > 0, "Deposit amount must be greater than 0.");
        certificates.push(Certificate(nextCertificateId, msg.sender, depositAmount, maturityDate, false));
        nextCertificateId++;
        emit CertificateIssued(nextCertificateId - 1, msg.sender, depositAmount, maturityDate);
    }

    function verifyCertificate(uint256 certificateId) external view returns (bool) {
        require(certificateId < certificates.length, "Certificate does not exist.");
        Certificate storage certificate = certificates[certificateId];
        return !certificate.isRevoked && certificate.maturityDate >= block.timestamp;
    }

    function revokeCertificate(uint256 certificateId) external {
        require(certificateId < certificates.length, "Certificate does not exist.");
        Certificate storage certificate = certificates[certificateId];
        require(certificate.owner == msg.sender, "Only the owner can revoke the certificate.");
        require(!certificate.isRevoked, "Certificate is already revoked.");
        certificate.isRevoked = true;
        emit CertificateRevoked(certificateId);
    }
}
```

To enhance the security of the smart certificate for use in Web3 applications like a decentralized exchange (DEX), one can implement vulnerability and anomaly detection functions, as shown in Figure 2 and Figure 3. These functions can help identify and respond to potential security threats or unusual activities.

For an extended version of the smart contract that includes anomaly detection, see Listing 2. Keep in mind that integrating machine learning with smart contracts involves additional complexities, such as securing the communication between the contract and the model server and managing off-chain data. In this example:

- We assume that an external machine learning model is deployed and accessible at the mlMod-

elServer address.

- The detectAnomaly function sends a request to the machine learning model's `/detect_anomaly` endpoint with the description and certificateId as inputs.
- If the machine learning model responds with "Anomaly," the certificate is marked as an anomaly, and an event is emitted.
- Note that this example uses an external HTTP client library (HttpClient) to make requests to the machine learning model.

Anomaly Detection Functions: This contract is integrated into the smart certificate "CertificateOfDeposit" to provide security features.

The field isAnomaly is added to the Certificate struct to mark certificates that have anomalies.

We introduce an AnomalyDetected event to log anomalies detected in certificates. This event can provide a description of the anomaly.

detectAnomaly Function allows certificate owners to detect anomalies and mark their certificates accordingly. It requires a certificate ID and a description of the anomaly. These anomaly detection features enhance the security of the smart certificate system and allow users to take action in response to potential security threats or unusual activities in their certificates. The contract marks the certificate with the isAnomaly flag, preventing further verification of that certificate. The AnomalyDetected event logs the anomaly's details for auditing and investigation.

3.5. Certificate transparency

Certificate Transparency (CT), see reference [19], is crucial for enhancing the security and trustworthiness of the Internet's Public Key Infrastructure (PKI). It aids in detecting misissued certificates, whether due to errors, compromises, or malfeasance by Certificate Authorities (CAs). CT helps prevent Man-in-the-Middle (MITM) attacks by making it difficult for fraudulent certificates to go unnoticed, thereby increasing the accountability of CAs and enhancing user trust in web communications. The public logging of certificates allows for rapid response to security incidents and democratizes the oversight of certificate issuance. Researchers, security professionals, and the general public can monitor and audit certificate issuance, maintaining the integrity of the web's security infrastructure. This broad oversight is essential in safeguarding against cyber threats and ensuring the reliability of secure internet communications, making CT a critical component in the modern web ecosystem.

Integration of Certificate Transparency (CT) into the architecture of smart certificates can be approached by focusing on the secure, transparent, and decentralized management of certificates. The architecture overview includes: Smart Contract 1, dedicated to Certificate Issuance, handles the process of issuing smart certificates, where issuers are required to provide necessary information and credentials. Smart Contract 2 focuses on Certificate Verification, ensuring the authenticity and validity of smart certificates by enabling recipients or third parties to check the cryptographic hash of the certificate stored on the blockchain. Smart Contract 3 deals with Certificate Revocation, managing the invalidation of certificates due to reasons such as

Listing 2: Smart contract to detect vulnerability and anomaly.

```
// SPDX-License-Identifier: MIT
pragma solidity ^ 0.8.0;

// Import an Ethereum-compatible HTTP library
import "@openzeppelin/contracts/Utils/HttpClient.sol";

contract CertificateOfDeposit {
    using HttpClient for HttpClient.Request;
    using HttpClient for HttpClient.Response;

    struct Certificate {
        uint256 id;
        address owner;
        uint256 depositAmount;
        uint256 maturityDate;
        bool isRevoked;
        bool isAnomaly; // Flag to detect anomalies
    }

    // Address of the external machine learning model server
    address public mlModelServer;

    // Event to log anomaly detection
    event AnomalyDetected(uint256 indexed certificateId, string
description);

    constructor(address _mlModelServer) {
        mlModelServer = _mlModelServer;
    }

    function detectAnomaly(uint256 certificateId, string mem-
ory
description) external {
        require(certificateId < certificates.length, "Certificate does
not
exist.");
        Certificate storage certificate = certificates[certificateId];
        require(certificate.owner == msg.sender, "Only the owner
can
detect anomalies.");
        require(!certificate.isRevoked, "Certificate is revoked and
cannot
have anomalies.");

        // Make an external request to the machine learning model
for
anomaly
detection
        string memory mlEndpoint = "/detect_anomaly";
        string memory requestBody = string
(abi.encodePacked(description, ",", uintToString (certifi-
cateId)));
        HttpClient.Request memory request = Http-
Client.createRequest("POST", mlModelServer, mlEndpoint,
requestBody);
        HttpClient.Response memory response = Http-
Client.send(request);

        // Check the response from the machine learning model
require(response.statusCode == 200, "Machine learning
model
error");
        require(response.body.equals("Anomaly"), "Not detected
as
an anomaly");
        // Mark the certificate as an anomaly
certificate.isAnomaly = true;
        // Emit an event to log the detection of the anomaly
emit AnomalyDetected(certificateId, description);
    }

    // Utility function to convert uint to string
    function uintToString(uint256 value) internal pure returns
(string memory) {
    }
}
```

fraud or expiration, with all revocation information being recorded on the blockchain. The Blockchain Network acts as the backbone of this system, functioning as a distributed ledger that records all certificate-related transactions and data, thereby guaranteeing transparency, immutability, and decentralization in the certificate management system. Complementing these components is the Web3 Application, which serves as a user interface, allowing users to issue, verify, and manage their certificates seamlessly. In Algorithm 1, we aim to explain in a graph structure the CT integration into our smart certificate architecture.

Algorithm 1: Graph Structure for Certificate Transparency Integration.

Nodes:

- Smart Certificate Issuance: Starting point for issuing a smart certificate.
- Certificate Metadata & Hash Generation: Compiling metadata and generating cryptographic hash.
- Submission to CT Log: Submitting hash and metadata to a CT log.
- Merkle Tree in CT Log: Storing certificate hashes in the log's Merkle tree.
- SCT Acquisition: Issuing a Signed Certificate Timestamp by the CT log.
- Smart Contract Verification: Verifying the SCT and certificate's presence in the CT log.
- Smart Contract Revocation: Managing updates and revocations of certificates.
- CT Monitors & Auditing: Continuous monitoring and auditing of CT logs.
- User Agent & Browser Integration: Enforcing CT in browsers and user agents.

Edges:

1. Smart Certificate Issuance → Certificate Metadata & Hash Generation.
 2. Certificate Metadata & Hash Generation → Submission to CT Log.
 3. Submission to CT Log → Merkle Tree in CT Log and SCT Acquisition.
 4. SCT Acquisition → Smart Contract Verification.
 5. Smart Contract Verification → Smart Contract Revocation.
 6. Merkle Tree in CT Log ↔ CT Monitors & Auditing (bidirectional).
 7. SCT Acquisition → User Agent & Browser Integration.
-

4. APPLICATION, POSSIBILITIES AND CHALLENGES

4.1. Possibilities of Smart Certificates for Web3 Applications

There is currently a lack of a common set of security standards that let Web3 app users rely on the common knowledge to detect malicious behavior; in addition, enterprises do not feel safe when using Web3 applications possibly facing with cyberattacks/intrusions also government audits. As an example, the current browsers most people use today are not built to handle the complexity of Web3. A fundamental yet unanswered question is how to assess the overall safety of a given decentralized application (DApp); as we provide certificates for the risks associated with enterprises using DApps. This includes checking whether the DApps contain suspicious code.

This check will help users to assess whether DApp has been compromised or is connected to risky components. In the context of decentralized financial paradigms, specific entities and instruments are especially relevant, including:

- Decentralized exchanges (DEXs): Allow users to trade cryptocurrencies directly with each other, bypassing centralized intermediaries.
- Lending and borrowing platforms: Enable users to earn interest on their crypto assets or borrow funds using their crypto assets as collateral.
- Stablecoins: Cryptocurrencies pegged to the value of a fiat currency or other stable asset.
- Tokenized securities: Digital tokens representing ownership in traditional financial assets, such as stocks or bonds.
- Insurance protocols: Decentralized insurance platforms that allow users to purchase insurance coverage against various risks.

But, how Web3 security certificates are different from Web1 and Web2 ?

4.1.1. Web3 versus security certificates in Web1 and Web2: Building the certificates includes bringing an extra layer of protection and making sure to use proper encryption protocols. Developing secure blockchain-based applications guidelines is a critical challenge that usually requires an appropriate relationship between the architectural components of the underlying domain and the Blockchain features in order to achieve optimal usability at various levels, the security and privacy regulations to ensure adequate user and industry partner compliance. Based on a decentralized concept the security levels should be considered for the following architectural principles (Hameed, 2022):

- Fully Decentralized: Fully decentralized networks allow anyone to join as a node and send transactions to other nodes without a trusted third party.
- Partially Decentralized: In a partially decentralized network, some nodes are allocated to monitor and administer network operations, while others may participate like in a completely decentralized network. An example of a partially decentralized network is a consortium blockchain.
- Distributed Storage: Distributed storage is a requirement for any decentralized architecture that emphasizes equality between P2P nodes to validate and verify transactions stored in the database.

Considering the parallels to Web1 and Web2, the initial versions of SSL/TLS had critical vulnerabilities. Security companies like Certik, Forta, Slither, and Securify also provide code scanning and application security testing tools that were originally developed for Web1 and Web2 applications. However, a significant portion of the Web2 security model deals with response, and mechanisms must be included to confirm transactions, which should take place in the first place in Web3, since transactions cannot be modified after they have been executed (see Dang 2022 [18]). Security must be extraordinarily adept at prevention, which is why we are not just producing smart certificates but also attack monitoring tools/components.

In order to prevent new attack vectors that target anything from cryptographic primitives to smart contract flaws, we use vulnerability detection via the vulnerabilities database in the application layer, wallet monitoring, and attack correlation.

4.1.2. Creation of smart certificates for enterprises: To create smart certificates for enterprises, one would need to follow a comprehensive process to ensure the certificates meet the highest security standards. Here is an overview of the steps:

- **Develop a security plan:** Based on the risk assessment, develop a comprehensive security plan that outlines the security measures needed to protect the enterprise from cyberthreats. The security plan should include vulnerability detection procedures, regulatory policies' procedures, and possibly the incident response.
- **Decide on the information to include:** outline all the output of attack detection and correlation, and decide what to include in the smart contract in order to build the digital smart certificates which are programmatically enforced.
- **Use a digital certificate platform:** To create smart certificates, we need to use a digital certificate platform that allows us to create, issue, and manage certificates.
- **Implement certificates:** Once certificates are created, they should be implemented across the enterprise's network and systems. This may involve installing certificates on servers, endpoints, and other devices to ensure safety and control.
- **Monitor and update certificates:** Cyberthreats and regulatory policies are continually evolving, so it's crucial to monitor and update certificates regularly. This may involve reissuing certificates, revoking compromised certificates, or updating certificates to address emerging threats.

4.2. Challenges of Smart Certificates for Web3 Applications

To realize the full potential of smart certificates for Web3 applications, addressing these challenges is essential. Advancements in blockchain scalability, user experience, privacy-preserving techniques, and standardization efforts will play a significant role in making smart certificates a transformative solution for certificate management in various industries.

- **User Adoption:** Educating and encouraging users to adopt blockchain-based smart certificates might be challenging due to the unfamiliarity with Web3 applications and the need to manage private keys securely.
- **Scalability:** The throughput and scalability limitations of certain blockchain networks may hinder the smooth handling of a large number of certificate transactions.
- **Interoperability with Traditional Systems:** Integrating blockchain-based smart certificates with existing centralized systems might require standardization efforts and adjustments.

- **Key Management:** Ensuring secure and user-friendly key management is crucial to avoid loss of access to certificates or compromise of private keys.
- **Regulatory Compliance:** Compliance with data protection and privacy regulations, such as GDPR, may present challenges when dealing with personal data on the blockchain.

There are also some specific concerns that we are working on to address in our future study:

Question: How are false positives of the models addressed?

Response: False positives are a common concern in threat detection models. To address this, one can employ a multi-tier validation system. Initially, potential threats identified by the model undergo a secondary validation process, which involves heuristic checks and pattern analysis. Additionally, one needs to continuously train and fine-tune the models using feedback loops, ensuring that the rate of false positives decreases over time. Regular audits and manual reviews also play a crucial role in refining the model's accuracy.

Question: How is response time optimized with increased work of evidence capturing and threat prediction time?

Response: One needs to employ parallel processing and distributed computing techniques to optimize response time. By processing evidence capturing and threat prediction simultaneously across multiple nodes, one could ensure swift response times. Additionally, by utilizing edge computing principles, processing data closer to the data source further reduces latency.

Question: How is the centralized repo of vulnerabilities secured? How can one address concerns about it being a potential giveaway to hackers?

Response: The centralized repo could be secured using state-of-the-art encryption techniques, multi-factor authentication, and strict access controls. Additionally, the repo does not store explicit vulnerabilities but rather signatures of vulnerabilities. This ensures that the data remains unintelligible and unusable to potential hackers.

Question: What could be a realistic collaboration method for forming the centralized repo with many stakeholders in a decentralized network?

Response: Collaboration could be facilitated through a consensus-driven approach. Stakeholders can propose additions or modifications to the repo. These proposals undergo a validation process where multiple nodes in the network verify the authenticity and relevance of the proposed data. Once a consensus is reached, the data is added to the repo. This method ensures transparency, accuracy, and collective decision-making.

Question: How could we address the implementation complexity in real-time, especially considering layer-wise security?

Response: While layer-wise security does introduce complexity, the proposed architecture is designed with modularity in mind. Each layer operates both independently and in conjunction with other layers. By employing microservices architecture and containerization, one could ensure that each component can be updated, scaled, or modified without affecting the entire system. This modular approach simplifies real-time

implementation and allows for seamless integration of security measures across layers.

5. CONCLUSION

A significant aspect of Web3 security relies on the ability of blockchains, that are software-controlled distributed networks, to be resilient to human intervention. Here, the space of humans could involve network defenders in the form of builders, security teams, and Web3 application endusers. In order to boost Web3 security, one must first categorize and profile different cyberattack types particular to Web3 application environments. This profiling task will drive the design of enterprise tools and frameworks to secure digital infrastructures and applications built on top of Web3 technology.

The desired outcome of this study is a usability-friendly cybersecurity smart certificate for Web3 applications. Such a certificate needs to incorporate security by design features identifying major cyberthreats affecting Web3 security alongside their causes. The sources of these causes often reflect security by design features that should necessarily be integral to technical and managerial solution suites boosting Web3 application security. This article focused on specific layers, Media, Wallet/Client, Application and Smart Contract, where for each layer specific components are provided to ensure robust evidence capturing, which thereafter is processed for identifying and predicting cybersecurity threats and risks. According to Dang (2022) [18], there are at least four bases that would advance preventative Web3 security:

- Source for vulnerabilities: There needs to be a source for known Web3 vulnerabilities such as National Vulnerability Database (NVD). In fact, Web3 needs a decentralized equivalent. For now, scattered information lives across places such as SWC Registry, Rekt, Smart Contract Attack Vectors, and DeFi Threat Matrix. Bug bounty programs such as those run by Immunefi.
- Security decision-making standards: The decision-making model for critical security design and individual incidents in Web3 is currently undefined. How Decentralized Autonomous Organizations (DAOs), security professionals, and service providers like Alchemy and Infura work together to tackle emerging security challenges needs to be made clearer. There are useful lessons from how huge open-source communities built processes and formed the OpenSSF and CNCF advisory committees to address security issues.
- Authentication: The majority of DApps, including the most well-known ones, do not yet authenticate or sign their API responses. This means that there is a gap in confirming that the response is coming from the intended app and that the data hasn't been altered in any way when a user's wallet gets data from these apps. Users must assess an app's security trustworthiness in a world where apps do not follow fundamental security best practices.
- Easier key management: The Web3 paradigm's user ability to transact is supported by cryptographic keys. These keys are also hard to manage

properly; entire businesses continue to be built around managing keys. The complexity involved with managing private keys is the primary consideration that drives users to choose hosted wallets rather than non-custodial ones. Ideally, further security innovation will provide users with better usability and protections for such scenarios.

References

- [1] CBInsights. 2023. State of Blockchain 2022 Report. <https://www.cbinsights.com/research/report/blockchain-trends-2022/>
- [2] CoinMarketCap. 2019. "Cryptocurrency market capitalizations—Coinmarketcap." <https://coinmarketcap.com/>
- [3] Chowdhury, M.J.M., Colman, A., Kabir, M.A., Han, J., Sarda, P. 2018. "Blockchain as a notarization service for data sharing with personal data store," In: Trust-Com/BigDataSE IEEE, pp. 1330–1335.
- [4] Berryhill, J. 2019. "New opsi guide to blockchain in the public sector—Observatory of public sector innovation observatory of public sector innovation." <https://oecd-opsi.org/new-opsi-guide-to-blockchain-in-the-public-sector>
- [5] Maleh, Y., Shojafar, M., Alazab M., and Romdhani, I. 2020. Blockchain for Cybersecurity and Privacy. First edition published by CRC Press.
- [6] Natarajan, H., Krause, S.K., Gradstein, H.L. 2019. "Distributed ledger technology (dlt) and blockchain." <https://documents.worldbank.org/curated/en/177911513714062215/distributed-ledger-technology-dlt-and-blockchain>
- [7] Luu, L., Chu, D.H., Olickel, H., Saxena, P., Hobor, A. 2016. "Making smart contracts smarter," In: Proceedings of the 2016 ACM SIGSAC Conference on Computer and Communications Security. CCS'16, pp. 254–269.
- [8] Taylor, P.J., Dargahi, T., Dehghantanha, A., Parizi, R.M., Choo, K.K.R. 2019. "A systematic literature review of blockchain cyber security," Digital Communications and Networks.
- [9] Omelchenko, D. 2019. "Litecoin experiencing dusting attack." <https://ihodl.com/topnews/2019-08-10/litecoin-experiencing-dusting-attack>
- [10] Chang, V., Baudier, P., Zhang, H., Xu, Q., Zhang, J., and Arami, M. 2020. "How Blockchain can impact financial services—The overview, challenges and recommendations from expert interviews," Technol. Forecast. Soc. Change (158), 120166.
- [11] Hameed, K., Barika, M., Garg, S., Amin, M.B., Kang, B. 2022. "A taxonomy study on securing Blockchain-based Industrial applications: An overview, application perspectives, requirements, attacks, countermeasures, and open issues."
- [12] Wang, Y. and Kogan, A. 2018. "Designing confidentiality-preserving blockchain-based transaction processing systems," Int. J. Account. Inf. Syst. (30), pp. 1–18.
- [13] Zhong, L., Wu, Q., Xie, J., Li, J., and Qin, B. "A secure versatile light payment system based on blockchain," Future Gener. Comput. Syst. (93), pp. 327–337.
- [14] Behfar, S.K., "Decentralized intelligence and bigdata analytics reciprocal relationship," Proceeding of IEEE International Conference on Blockchain Computing and Applications (BCCA Kuwait 2023).
- [15] Behfar, S.K., Théodoloz, F., Schranz, C., and Hosseinpour, M., "Blockchain-based data sharing platform customization with on/off-chain data balancing," Proceeding of IEEE International Conference on Blockchain Computing and Applications (BCCA Kuwait 2023).
- [16] Su, L., Shen, X., Du, X., Liao, X., Wang, X., Xing, L., and Liu, B., "Evil Under the Sun: Understanding and Discovering Attacks on Ethereum Decentralized Applications", Published in USENIX Security Symposium 2021.

- [17] Chen, J., Wang, Y., Zhou, Y., Ding, W., Tang, Y., Wang, X., and Li, K., "Understanding the Security Risks of Decentralized Exchanges by Uncovering Unfair Trades in the Wild", IEEE European Symposium on Security and Privacy (EuroS&P) 2023.
- [18] Dang, W.L. 2022. "Securing Web3". <https://www.unusual.vc/post/securing-Web3>.
- [19] "Certificate Transparency". <https://certificate.transparency.dev/howctworks/>.