

Too Much Information: Keeping Training Simple for BabyLMs

Lukas Edman Lisa Bylinina

Center for Language and Cognition
University of Groningen

j.l.edman@rug.nl, e.g.bylinina@rug.nl

Abstract

This paper details the work of the University of Groningen for the BabyLM Challenge (Warstadt et al., 2023). We follow the idea that, like babies, language models should be introduced to simpler concepts first and build off of that knowledge to understand more complex concepts. We examine this strategy of simple-then-complex through a variety of lenses, namely context size, vocabulary, and overall linguistic complexity of the data. We find that only one, context size, is truly beneficial to training a language model. However this simple change to context size gives us improvements of 2 points on average on (Super)GLUE tasks, 1 point on MSGS tasks, and 12% on average on BLiMP tasks. Our context-limited model outperforms the baseline that was trained on $10\times$ the amount of data.

1 Introduction

The pretraining of language models has traditionally relied on large amounts of data, which, for many languages, is readily available. However there exist several low-resource languages in which even unlabeled data is not so readily available. While transferring knowledge from other languages is often an effective way to achieve better performance, there may be implicit biases also transferred from the text of the higher-resource language, which could be potentially harmful. Additionally, given that a 13 year old sees less than 100 million words in their lifetime (orders of magnitude less than the amount used in LM pretraining), there ought to be methods that more efficiently learn from limited data.

Such is the motivation for the BabyLM Challenge and subsequently our work. We focus on the strict-small track, which limits the training data to only 10 million words, from a selection of domains with varying complexity (from child speak up to Wikipedia articles).

In our work, we investigate different methods for introducing the model to varying levels of complexity. Namely we ramp up the difficulty of the pretraining along 3 avenues:

1. Context length
2. Dataset complexity
3. Vocabulary size

Concerning context length, we adopt the strategy of starting with a small number of tokens per input and increasing this over the course of training, with the intuition that a human typically learns a language starting with short sentences with limited cross-sentential context, and builds up from there to longer contexts.

In addition, the sentences initially learned by a human are also simpler conceptually, starting with frequently-used words and building up to rarer words. To this end, we develop a strategy to filter the dataset such that the model starts training on simpler data and later trains on more complex data.

Similarly, we also follow the intuition that a human develops a vocabulary over time, originating from the chunking of characters within the words, and as such we start with a character-level vocabulary and introduce a transfer method to give a good initialization for a larger subword vocabulary.

2 Related Work

Concerning context size, prior work (Edman et al., 2022) has shown that in low-resource language modeling, using a lower context size can greatly help with model convergence. The concept of increasing context size is not novel: BERT (Devlin et al., 2018) was initially trained on a smaller context size of 128 tokens before being increased to 512, though, to our knowledge, this was done for efficiency reasons. There have been several works on internally reducing the scope of contextualization by limiting attention to local patches (Beltagy

et al., 2020; Zaheer et al., 2020), thereby decreasing the complexity of self-attention. These works were done with processing long documents in mind, however, and can have a negative impact on model speed given an extra layer of complexity in calculating self-attention.

Concerning vocabulary size, there is ample work on character-level models, where they have been shown to require less data for pretraining while achieving the same or better performance at the cost of training and inference speed (Xue et al., 2022). Character models also can greatly outperform subword models on out-of-domain tasks (Boukkouri et al., 2020), low-resource translation (Edman et al., 2023), and tasks which require morphology or character-level perturbations (Xue et al., 2022; Ingólfssdóttir et al., 2023). Their performance in these scenarios has been largely attributed to their non-static vocabulary, allowing for good initializations to unseen or rarely-seen words. All of this points to character-informed models being potentially useful for this shared task.

Concerning lexical complexity, (Eldan and Li, 2023) has shown that using a synthetic dataset of children’s stories, written for a 3 or 4 year old to understand, one can train a small (<10M parameter) Transformer model and generate stories near the quality of much larger models.

Another group of NLP approaches that condition learning on linguistic complexity is a branch of curriculum learning, exploring potential benefits from exposing models to training samples in a meaningful order, from easy to hard (Bengio et al. 2009; Kocmi and Bojar 2017; Zhang et al. 2018 among many others). These approaches show conceptual promise but are complicated by the choice of appropriate complexity measures and the pacing function.¹

3 Method

3.1 Model Choice

We opted to use encoder-only models. We initially experimented with encoder-decoder models, but found that the evaluation metrics for this shared task being non-generative gave encoder-only models an advantage, as it allows for full attention, rather than only causal attention. In terms of specific model selection, we opted for RoBERTa-base

(Liu et al., 2019) in order to directly compare with the provided baseline. We also experimented with (and ultimately submitted) DeBERTa-large (He et al., 2021) as it is a larger model and considered state-of-the-art for encoder-only models.

3.2 Training and Evaluation

Our pretraining uses the standard MLM scheme (Liu et al., 2019), which proved most effective initial tests.² Table 1 shows the hyperparameters we used for our pretraining experiments. For fine-tuning, we use the default hyperparameters provided by the shared task organizers.

Hyperparameter	Value
Learning rate	1e-4
Decay	0.01
Warmup steps	10000
Optimizer	AdamW
Batch size	256
Epochs	50

Table 1: Hyperparameters used.

We primarily evaluate with BLiMP (Warstadt et al., 2020a), due to its speed of evaluation and not requiring a fine-tuning step. We also report results of our best models for the BLiMP supplement, (Super-)GLUE (Wang et al., 2018, 2019), and MSGS (Warstadt et al., 2020b) tasks.

3.3 Vocabulary size

We first experiment with vocabulary size. For creating the vocabulary, we use SentencePiece’s Unigram model (Kudo and Richardson, 2018; Kudo, 2018). We found that a vocabulary size of 40k provided the best standalone performance on BLiMP (we report this in Appendix A).

We further experiment with a character-level vocabulary, and transferring to a subword vocabulary (of size 40k). To enable this transfer, we copy over all character-only embeddings, and initialize subword embeddings as the sum of their respective character embeddings. The main body of the transformer model is also directly copied. The language modelling head is simply re-trained from scratch.

¹Pacing function is a broad term used by Soviany et al. (2022), describing the method for ramping up difficulty across the course of training.

²We also varied masking amounts to 20% and 40% following Wettig et al. (2022), but did not see any increased performance on BLiMP.

3.4 Context size

We also experiment with context sizes in powers of 2, from 16 to 256. To achieve a consistent and coherent context size, we split the data into n -token examples (with n being the context size), prior to shuffling. Our initial experiments with determining the optimal vocabulary size use a context size of 64, although we later find that a context size of 32 performs slightly better.

3.5 Curriculum learning

We explored potential gains from different order of exposure of the model to training data, inspired by curriculum learning approaches (see [Bengio et al. 2009](#) and much subsequent work; for a recent comprehensive survey of the field of curriculum learning, see [Soviany et al. 2022](#)).

The basic motivating intuition is to start the training with subsets of data that are ‘simpler’ than others in some relevant sense, gradually increasing the complexity of data the model is trained on. Hopefully, simple data can give the model a head start that would also form a foundation for linguistic generalization. To try out this idea, we formulate a **complexity measure** that we use in data reordering. The measure is a combination of the following features:

- **Type/Token Ratio:** The number of unique words in a text divided by the length of the text in words. The feature targets lexical diversity of the text per text unit.
- **Mean word rarity:** The mean of rarity scores across all words in the text (word rarity score is $1 - \text{normalized log-frequency}$; it ranges from 0 to 1, the higher the rarer). This is another measure of text complexity via lexical diversity – this time, based on how rare the words used in the text are, as judged based on the whole training dataset.
- **Max word rarity:** The maximum of word rarity scores in the text. Same as above, but picking out the maximum – the peak of complexity-as-rarity reached in the text.
- **Punctuation density:** The proportion of punctuation marks in the union of words and punctuation marks in the text. This proportion is used as a proxy to syntactic complexity.
- **Mean sentence length** in the text, in words.
- **Mean word length** in the text, in characters. These last two scores approximate syntactic and morphological/lexical complexity, respectively.

Features like these and their different combinations are often used to measure text complexity and/or readability ([Bengio et al., 2009](#); [Spitkovsky et al., 2009](#); [Cirik et al., 2016](#); [Kocmi and Bojar, 2017](#); [Zhang et al., 2018](#); [Platanios et al., 2019](#); [Chang et al., 2021](#)).

In our experiments, we scale all these features to fit into the $[0,1]$ interval (with MinMax scaler) and use their mean as our complexity measure.

To assess the role of data ordering along the complexity scale based on the measure above, we trained triples of minimally different models, keeping everything apart from the data ordering fixed:

- **Curriculum model:** All training data is ordered by increasing complexity.
- **No-curriculum model:** No particular order is imposed on the training data.
- **Reversed-curriculum model:** Training data is ordered by **decreasing** complexity.

All models in this set of experiments are RoBERTa-base models trained following the two-stage procedure described in Section 4.1 – first, the models are trained on context size 32, then the context is increased to 128. Unlike in other experiments, however, each of the stages was further divided into three consecutive phases:

- **Phase 1:** The first 1/3 of the data is used in training, the other 2/3 are withheld. The curriculum model just sees the ‘easiest’ data here; the reversed-curriculum model sees the ‘most difficult’ portion; the baseline, no-curriculum model sees 1/3 of data without any particular selection;
- **Phase 2:** Another 1/3 of the data is unlocked. Now all models are being trained on 2/3 of all training data. Both the curriculum model and the reversed-curriculum model now have access to the middle of the complexity range.
- **Phase 3:** The final 1/3 of data is unlocked. Now all models are being trained on the whole range of complexity.

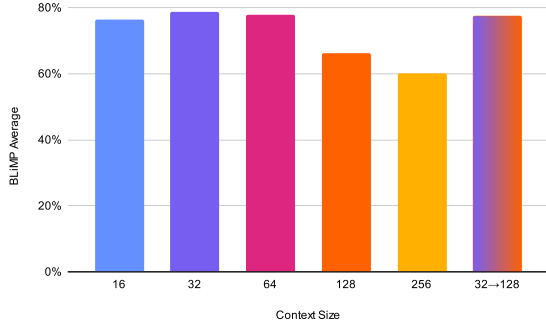


Figure 1: Average BLiMP score for models trained using various context sizes. 32→128 indicates a model trained initially on context size 32, then trained again on 128.

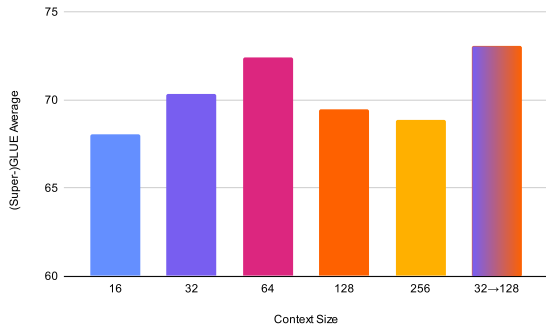


Figure 2: Average (Super-)GLUE score for models trained using various context sizes. 32→128 indicates a model trained initially on context size 32, then trained again on 128.

The data-unlocking procedure above happens twice: first, on a small context size (32 tokens), and later when the context size is increased (128 tokens).

Using the taxonomy of curriculum learning in (Soviany et al., 2022), we can describe our approach as vanilla data-level curriculum learning with easy-then-hard iterative schedule.

4 Results

4.1 Context Size

The vast majority of our improvement comes from limiting the context size. We show this in Figures 1 and 2. Here we can see that a context size of 32 gives the best performance on BLiMP, whereas 64 gives the best performance on GLUE. The overall shift in trend between the two benchmarks fits with the fact that the average input length is longer in GLUE than in BLiMP. There is a substantial drop in performance using a context size of greater than

64. To our understanding, the baselines provided by the task organizers use a context size of 128, which may explain their relatively poorer performance (as shown later in Figure 4).

However, if we simply first train with a context size of 32, then increase the context size to 128, we see a substantial gain over training on 128 from the beginning. In the case of GLUE, we see that increasing the context size from 32 to 128 increases the performance beyond what simply training on 32 or 128 alone can accomplish. This suggests that a larger context size is indeed necessary for performance on (Super-)GLUE, but pretraining initially on a smaller context can guide the model to more efficient training on larger context sizes.

4.2 Vocabulary Expansion

Next, we look at the performance of our models which were initially trained on a character-level vocabulary, then transferred to our 40k subword vocabulary. We show the results in Table 2.

	Vocabulary size	
	40k	Char→40k
Context size	32	78.6
	64	77.8
		77.1
		78.6

Table 2: Average performance on BLiMP across context and vocabulary sizes.

As we can see, the performance is mixed and depends on the context size. For context size 64, there appears to be an improvement, however for context size 32, the performance drops. The lack of improvement for context size 32 led us to leave out this technique in our final model, as the potential gains are inconsistent and training first on the character level adds a costly extra pretraining step.

As for the use of characters in low-resource pretraining, we suspect that there are better ways of integrating rather than via an extra initial pretraining step. Using our method, the model is susceptible to forgetting what it has learned during the character-level pretraining when it is pretraining for the second time.

Additionally, the evaluation metrics chosen for this shared task do not stand out as tasks where character models would be particularly beneficial. Other tasks where character-level models have been shown to greatly outperform subword-level models such as morphological inflection would be perhaps

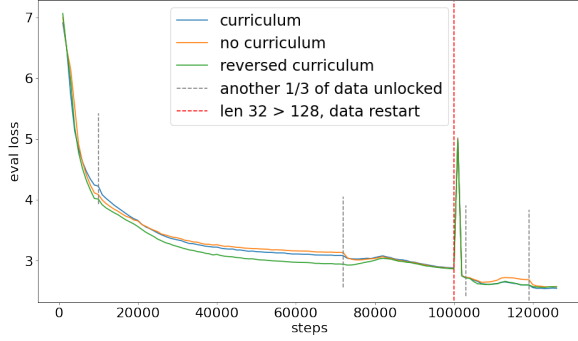


Figure 3: Loss dynamics for three minimally different models: curriculum; no curriculum; reversed curriculum.

more suitable for assessing the potential benefits of our character-informed model.

4.3 Curriculum learning

We evaluate the results of data ordering from simple to complex against two alternatives: no data ordering and reversed data ordering (from difficult to simple). We train triples of models that minimally differ from each other – everything apart from the order of data is kept constant.

Figure 3 shows evaluation loss dynamics of one typical model triples during training (we set up several training experiments, varying the number of epochs per phase, without qualitative change in results, so here we only report one of them).

While there are stages in training where the loss seems to indicate an advantage of the curriculum model against the baseline one, the no-curriculum model eventually catches up. Perhaps more surprisingly, the reversed-curriculum model shows systematically lower loss during longer phases of training.

Targeted linguistic evaluation also shows mixed results. Table 3 lists BLiMP scores for the model triple:

We don’t see a clear pattern in what types of linguistic phenomena benefit from a particular order of data exposure and can’t conclude whether the observed effects are robust and systematic.

The lack of a clear benefit from the curriculum might be traced back to at least one of the following:

- Low quality of the complexity metric;
- Inadequacy of the complexity metric for the training objective;
- Interfering data noise;

BLiMP Scores	Cur.	Rev. cur.	No cur.
Anaph. agree.	89.4	89.4	90.1
Arg. struct.	73.6	71.3	72.5
Binding	69.3	70.7	68.8
Control raising	71.1	71.0	70.5
Det. noun agree.	95.3	94.0	95.3
Ellipsis	86.2	82.2	83.7
Filler gap	75.9	70.7	72.8
Irregular forms	83.7	83.0	86.5
Island effects	54.9	62.1	53.5
NPI licensing	67.1	66.8	70.5
Quantifiers	68.9	69.3	66.2
SV agree.	81.2	81.8	78.8
Average	76.4	76.0	75.8

Table 3: The effect of data ordering on linguistic generalization.

- Non-optimal pacing function;
- The genuine lack of advantage from data re-ordering.

To illustrate some of these considerations, we pick three typical samples from the ordered dataset for context size 32 – from the ‘simplest’ end, from the middle, and from the ‘most complex’ end, respectively:

- (a) down!
up up up up up up up up
up up up up up down!
- (b) the flared skirt of the cone yet to
be combed, and this provide
- (c) p; amp; gt; & amp; amp; gt; Exactly.
& amp; amp; gt; & amp; amp; gt; Combining

The easiest samples are indeed linguistically simple – they contain a lot of repetitions, very simple syntactic structures and very frequent words. At the same time they are not very representative of the rest of the dataset, both grammatically and lexically. The typical sample from the main body of the dataset – samples like (b) – do not show the characteristic repetitive pattern and a large proportion of the lexical material across the dataset falls outside of what the simplest samples contain. The simplest data defined the way we do it is useful for generalization to the rest of the data only to a very limited degree: the model does see the most

frequent words, but the contexts of their use are pretty different from how they are typically used elsewhere. For a model with non-character-level tokenization, it might not be particularly helpful.

On the other side of the complexity scale, a lot of samples are indeed difficult, but in a way that does not necessarily reflect true linguistic complexity: vocabulary and punctuation features push up samples that contain elements of HTML, have collapsed space symbols, are lists or are written in languages that are not the main language of the dataset.

In a sense, both extreme ends of the complexity scale contain samples that are probably not good grounds for linguistic generalization given the MLM training objective, but in different ways.

4.4 Model Size

Table 4 shows the performances of the two models we used, as well as DeBERTa-base to control for the differences in model architecture between RoBERTa and DeBERTa. We can see that DeBERTa-large generally performs best. Interestingly, we see that switching from RoBERTa to DeBERTa seems to account for the difference in GLUE scores, but scaling up to large accounts for the increase in BLiMP scores. This shows that when limiting the context size, we can potentially scale up to larger models even when data is scarce.

	Ro-base	De-base	De-large
BLiMP	78.6	79.0	81.0
BLiMP supp.	63.8	59.8	63.8
MSGS	-70.7	-62.2	-53.7
GLUE	70.3	72.5	72.5

Table 4: RoBERTa-base versus DeBERTa-base and large on all tasks. MSGS is the average Matthew’s Correlation Coefficient multiplied by 100. Best in bold.

We also experimented with training a DeBERTa-XL model, which is identical to DeBERTa-Large except with 48 layers rather than 24. Our results on BLiMP were however not better (roughly 2% worse than the comparable large model), so it would seem that there is a limit to how much one can simply scale up model size and see performance improvements when it comes to pretraining on limited data.

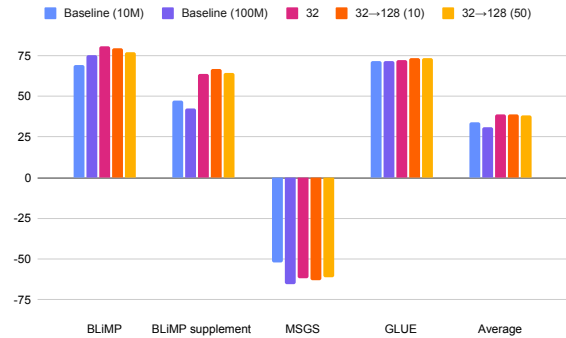


Figure 4: Average scores for submitted models compared to baselines. 32→128 indicates a model trained initially on context size 32, then trained again on 128. The number in parentheses indicates the number of epochs trained on for the second iteration of pretraining. MSGS scores are the average Matthew’s Correlation Coefficient, multiplied by 100.

4.5 Submission

In Figure 4, we show the overall results for our best models, compared to the baselines. We also report results on each individual sub-task in Appendix B. Our final models include a model trained only on context size 32, and two trained again on context size 128, one for 10 epochs and one for 50 epochs. As our one trained with 10 additional epochs performed best on average, this was our final submission. We can see the trade-off for context size between the GLUE and BLiMP scores, as BLiMP favors models trained on a shorter context while GLUE favors models trained on a longer context. MSGS appears to also have some slight preference for models trained on a shorter context, though the differences between all models is comparatively small. Interestingly, the 10M baseline is better on average than the 100M baseline on MSGS, as well as the BLiMP supplement. We see the largest difference in the BLiMP supplement, where our models outperform the baselines by around 20 points on average. Much of this improvement comes from the qa_congruence_easy set, where our best model achieved a score of 81%, compared to the baseline score of 31%.

5 Conclusion

Our conclusion is very simple: if you want to pre-train a model on little data, train with a smaller context size. This can greatly aid in model convergence such that no specific hyperparameter tuning or complex methods need to be used for superior

performance.

In fact, both of our more “complex” approaches concerning initialization with a character vocabulary and curriculum learning proved to be unreliable, where gains paled in comparison to the gains realized from simply lowering context size.

If a larger context size is eventually needed, such as for some GLUE tasks, continuing training with a larger context size can provide some benefit. We do think that there may be a smarter way to control context size, such as a gradual increasing during training, which could lead to smoother and faster training. Additionally we expect that there are other potential ways to implicitly limit context size, such as limiting self-attention, which may achieve a similar effect.

Acknowledgements

We thank the Center for Information Technology of the University of Groningen for their support and for providing access to the Hábrók high performance computing cluster.

References

- Iz Beltagy, Matthew E Peters, and Arman Cohan. 2020. Longformer: The long-document transformer. *arXiv preprint arXiv:2004.05150*.
- Yoshua Bengio, Jérôme Louradour, Ronan Collobert, and Jason Weston. 2009. Curriculum learning. In *Proceedings of the 26th annual international conference on machine learning*, pages 41–48.
- Hicham El Boukkouri, Olivier Ferret, Thomas Lavergne, Hiroshi Noji, Pierre Zweigenbaum, and Junichi Tsujii. 2020. Characterbert: Reconciling elmo and bert for word-level open-vocabulary representations from characters. *arXiv preprint arXiv:2010.10392*.
- Ernie Chang, Hui-Syuan Yeh, and Vera Demberg. 2021. Does the order of training samples matter? Improving neural data-to-text generation with curriculum learning. In *Proceedings of the 16th Conference of the European Chapter of the Association for Computational Linguistics: Main Volume*, pages 727–733.
- Volkan Cirik, Eduard Hovy, and Louis-Philippe Morency. 2016. Visualizing and understanding curriculum learning for long short-term memory networks. *arXiv preprint arXiv:1611.06204*.
- Jacob Devlin, Ming-Wei Chang, Kenton Lee, and Kristina Toutanova. 2018. Bert: Pre-training of deep bidirectional transformers for language understanding. *arXiv preprint arXiv:1810.04805*.
- Lukas Edman, Antonio Toral, and Gertjan van Noord. 2022. The importance of context in very low resource language modeling. *arXiv preprint arXiv:2205.04810*.
- Lukas Edman, Antonio Toral, and Gertjan van Noord. 2023. Are character-level translations worth the wait? An extensive comparison of character- and subword-level models for machine translation. *arXiv preprint arXiv:2302.14220*.
- Ronen Eldan and Yuanzhi Li. 2023. Tinstories: How small can language models be and still speak coherent english? *arXiv preprint arXiv:2305.07759*.
- Pengcheng He, Jianfeng Gao, and Weizhu Chen. 2021. Debertav3: Improving deberta using electra-style pre-training with gradient-disentangled embedding sharing. *arXiv preprint arXiv:2111.09543*.
- Svanhvít Lilja Ingólfssdóttir, Pétur Orri Ragnarsson, Haukur Páll Jónsson, Haukur Barri Símonarson, Vilhjálmur Þorsteinsson, and Vésteinn Snæbjarnarson. 2023. Byte-level grammatical error correction using synthetic and curated corpora. *arXiv preprint arXiv:2305.17906*.
- Tom Kocmi and Ondrej Bojar. 2017. Curriculum learning and minibatch bucketing in neural machine translation. *arXiv preprint arXiv:1707.09533*.
- Taku Kudo. 2018. Subword regularization: Improving neural network translation models with multiple subword candidates. *arXiv preprint arXiv:1804.10959*.
- Taku Kudo and John Richardson. 2018. Sentencepiece: A simple and language independent subword tokenizer and detokenizer for neural text processing. *arXiv preprint arXiv:1808.06226*.
- Yinhan Liu, Myle Ott, Naman Goyal, Jingfei Du, Mandar Joshi, Danqi Chen, Omer Levy, Mike Lewis, Luke Zettlemoyer, and Veselin Stoyanov. 2019. Roberta: A robustly optimized bert pretraining approach. *arXiv preprint arXiv:1907.11692*.
- Emmanouil Antonios Platanios, Otilia Stretcu, Graham Neubig, Barnabás Póczós, and Tom Mitchell. 2019. Competence-based curriculum learning for neural machine translation. In *Proceedings of the 2019 Conference of the North American Chapter of the Association for Computational Linguistics: Human Language Technologies, Volume 1 (Long and Short Papers)*, pages 1162–1172.
- Petru Soviany, Radu Tudor Ionescu, Paolo Rota, and Nicu Sebe. 2022. Curriculum learning: A survey. *International Journal of Computer Vision*, 130(6):1526–1565.
- Valentin I Spitkovsky, Hiyan Alshawi, and Daniel Jurafsky. 2009. Baby steps: How “less is more” in unsupervised dependency parsing.
- Alex Wang, Yada Pruksachatkun, Nikita Nangia, Amanpreet Singh, Julian Michael, Felix Hill, Omer Levy,

and Samuel Bowman. 2019. Superglue: A stickier benchmark for general-purpose language understanding systems. *Advances in neural information processing systems*, 32.

Alex Wang, Amanpreet Singh, Julian Michael, Felix Hill, Omer Levy, and Samuel R Bowman. 2018. Glue: A multi-task benchmark and analysis platform for natural language understanding. *arXiv preprint arXiv:1804.07461*.

Alex Warstadt, Aaron Mueller, Leshem Choshen, Ethan Gotlieb Wilcox, Chengxu Zhuang, Juan Ciro, Rafael Mosquera, Adina Williams, Bhargavi Paranjabe, Tal Linzen, and Ryan Cotterell. 2023. Findings of the 2023 BabyLM Challenge: Sample-efficient pretraining on developmentally plausible corpora. In *Proceedings of the 2023 BabyLM Challenge*. Association for Computational Linguistics (ACL).

Alex Warstadt, Alicia Parrish, Haokun Liu, Anhad Mohananey, Wei Peng, Sheng-Fu Wang, and Samuel R Bowman. 2020a. Blimp: The benchmark of linguistic minimal pairs for english. *Transactions of the Association for Computational Linguistics*, 8:377–392.

Alex Warstadt, Yian Zhang, Haau-Sing Li, Haokun Liu, and Samuel R Bowman. 2020b. Learning which features matter: Roberta acquires a preference for linguistic generalizations (eventually). In *Proceedings of the 2020 Conference on Empirical Methods in Natural Language Processing*, Punta Cana, Dominican Republic. Association for Computational Linguistics.

Alexander Wettig, Tianyu Gao, Zexuan Zhong, and Danqi Chen. 2022. Should you mask 15% in masked language modeling? *arXiv preprint arXiv:2202.08005*.

Linting Xue, Aditya Barua, Noah Constant, Rami Al-Rfou, Sharan Narang, Mihir Kale, Adam Roberts, and Colin Raffel. 2022. Byt5: Towards a token-free future with pre-trained byte-to-byte models. *Transactions of the Association for Computational Linguistics*, 10:291–306.

Manzil Zaheer, Guru Guruganesh, Kumar Avinava Dubey, Joshua Ainslie, Chris Alberti, Santiago Ontanon, Philip Pham, Anirudh Ravula, Qifan Wang, Li Yang, et al. 2020. Big bird: Transformers for longer sequences. *Advances in neural information processing systems*, 33:17283–17297.

Xuan Zhang, Gaurav Kumar, Huda Khayrallah, Kenton Murray, Jeremy Gwinnup, Marianna J Martindale, Paul McNamee, Kevin Duh, and Marine Carpuat. 2018. An empirical exploration of curriculum learning for neural machine translation. *arXiv preprint arXiv:1811.00739*.

A Vocabulary Size

We experiment with vocabulary size, as shown in Table 5. Here, we initially chose a context size of

64, which we later show to be a close to optimal. The results favor a vocabulary size of 40k, however we note that certain aspects of the character model, namely its performance on quantifiers, indicates that it could complement the subword vocabulary.

B Final Full Results

We report the results for the baselines and our submitted models in Table 6.

BLiMP Scores (%)	Vocabulary Size							
	Char	8k	16k	24k	32k	40k	48k	64k
Anaphor agreement	44.0	88.3	90.1	92.9	92.6	91.8	92.8	91.3
Argument structure	59.4	69.0	73.8	73.6	73.6	74.6	74.4	74.7
Binding	61.5	69.2	69.3	70.4	69.3	71.5	68.9	68.3
Control raising	60.0	63.0	68.2	69.1	69.6	70.9	71.7	69.5
Determiner noun agreement	89.2	89.5	88.0	89.8	94.5	95.4	96.6	96.5
Ellipsis	42.4	85.8	84.9	87.1	86.4	88.6	84.5	87.3
Filler gap	70.3	73.9	73.0	73.7	73.0	72.0	74.0	73.5
Irregular forms	78.9	84.4	89.6	89.3	89.6	92.6	85.8	88.8
Island effects	43.9	44.4	46.8	48.9	51.8	50.9	53.0	53.4
NPI licensing	55.0	56.0	63.5	68.3	70.2	73.0	67.0	67.1
Quantifiers	80.4	66.5	70.8	68.3	69.0	70.9	71.0	68.5
Subject verb agreement	71.4	78.2	79.3	80.3	83.5	81.3	81.7	81.1
Average	63.0	72.3	74.8	76.0	76.9	77.8	76.8	76.7

Table 5: BLiMP scores for each vocabulary size tested. “Char” refers to a character-level model. Best in bold.

		Baseline (10M)	Baseline (100M)	32	32→128 (10)	32→128 (50)
BLiMP	Anaphor agreement	81.5	89.5	94.5	93.0	88.0
	Argument structure	67.1	71.3	76.3	74.5	72.9
	Binding	67.3	71.0	77.0	76.3	74.9
	Control raising	67.9	67.1	75.5	74.2	72.8
	Determiner noun agreement	90.8	93.1	95.6	94.4	91.0
	Ellipsis	76.4	83.8	84.1	78.5	77.4
	Filler gap	63.5	68.0	80.0	78.8	76.0
	Irregular forms	87.4	89.6	87.9	85.8	83.2
	Island effects	39.9	54.5	68.4	70.7	68.8
	NPI licensing	55.9	66.3	72.5	73.2	69.9
	Quantifiers	70.5	70.3	70.8	66.4	66.0
	Subject verb agreement	65.4	76.2	89.0	87.8	84.3
BLiMP Supp.	hypernym	49.4	50.8	46.9	49.1	45.4
	qa_congruence_easy	31.3	34.4	76.6	81.3	73.4
	qa_congruence_tricky	32.1	34.5	45.5	49.1	46.7
	subject_aux_inversion	71.7	45.6	82.8	84.3	83.3
	turn_taking	53.2	46.8	67.1	68.9	73.6
GLUE	CoLA	70.8	75.9	76.8	76.8	77.4
	SST-2	87.0	88.6	87.8	88.6	88.0
	MRPC (F1)	79.2	80.5	70.6	72.9	73.5
	QQP (F1)	73.7	78.5	86.6	86.6	87.1
	MNLI	73.2	68.7	76.4	76.2	77.1
	MNLI-mm	74.0	78.0	77.3	76.3	77.0
	QNLI	77.0	82.3	83.2	83.5	79.7
	RTE	61.6	51.5	50.5	55.6	56.6
	BoolQ	66.3	59.9	65.2	67.9	67.2
	MultiRC	61.4	61.3	61.9	62.0	64.4
MSGS	WSC	61.4	61.4	61.5	61.5	61.5
	CR_LC	-0.28	-0.89	-0.98	-0.92	-0.49
	CR_RTP	-0.78	-0.91	-0.52	-0.85	-0.84
	MV_LC	-0.99	-1.00	-1.00	-1.00	-1.00
	MV_RTP	-0.79	-0.15	-0.32	-0.18	-0.60
	SC_LC	0.16	-0.58	-0.38	-0.29	-0.18
AoA	SC_RP	-0.45	-0.39	-0.51	-0.53	-0.55
	Overall	2.06	2.06	2.06	2.05	2.05
	Nouns	1.99	1.99	2.00	1.99	2.00
	Predicates	1.85	1.82	1.85	1.85	1.83
	Function words	2.65	2.66	2.60	2.58	2.55

Table 6: All individual results for our final models, versus the baselines. Best in bold.