

---

# OPTIMISTIC MULTI-AGENT POLICY GRADIENT FOR COOPERATIVE TASKS

---

Wenshuai Zhao<sup>\*1</sup>, Yi Zhao<sup>1</sup>, Zhiyuan Li<sup>3</sup>, Juho Kannala<sup>2</sup>, and Joni Pajarinen<sup>1</sup>

<sup>1</sup>Department of Electrical Engineering and Automation, Aalto University

<sup>2</sup>Department of Computer Science, Aalto University

<sup>3</sup>School of Computer Science and Engineering, University of Electronic Science and Technology of China

## ABSTRACT

*Relative overgeneralization* (RO) occurs in cooperative multi-agent learning tasks when agents converge towards a suboptimal joint policy due to overfitting to suboptimal behavior of other agents. In early work, optimism has been shown to mitigate the RO problem when using tabular Q-learning. However, with function approximation optimism can amplify overestimation and thus fail on complex tasks. On the other hand, recent deep multi-agent policy gradient (MAPG) methods have succeeded in many complex tasks but may fail with severe RO. We propose a general, yet simple, framework to enable optimistic updates in MAPG methods and alleviate the RO problem. Specifically, we employ a *Leaky ReLU* function where a single hyperparameter selects the degree of optimism to reshape the advantages when updating the policy. Intuitively, our method remains optimistic toward individual actions with lower returns which are potentially caused by other agents' sub-optimal behavior during learning. The optimism prevents the individual agents from quickly converging to a local optimum. We also provide a formal analysis from an operator view to understand the proposed advantage transformation. In extensive evaluations on diverse sets of tasks, including illustrative matrix games, complex *Multi-agent MuJoCo* and *Overcooked* benchmarks, the proposed method<sup>2</sup> outperforms strong baselines on 13 out of 19 tested tasks and matches the performance on the rest.

## 1 Introduction

Multi-agent reinforcement learning (MARL) is a promising approach for many cooperative multi-agent decision making applications, such as those found in robotics and wireless networking [1]. However, despite recent success on increasingly complex tasks [2, 3], these methods can still fail on simple two-player matrix games as shown in Fig. 2. The underlying problem is that in cooperative tasks, agents may converge to a suboptimal joint policy when updating their individual policies based on data generated by other agents' policies which have not converged yet. This phenomenon is called *relative overgeneralization* [4] (RO) and has been widely studied in tabular matrix games [5, 6, 7] but remains an open problem in state-of-the-art MARL methods [8, 3, 9].

The cause for RO can be understood intuitively. In a cooperative multi-agent system, the common reward derives from the joint actions. From the perspective of a single agent, an optimal individual action may still incur low joint reward due to the no-cooperative behavior of other agents. This is common in cooperative tasks when iteratively optimizing individual policies, especially at the beginning of training since individual agents have not learned to act properly to cooperate with others. It is particularly challenging in tasks with a large penalty for incorrect joint actions, such as the pitfalls in the *climbing* matrix game in Fig. 2 leading often to agents that prefer a suboptimal joint policy.

Existing techniques to overcome the pathology share the idea of applying optimistic updating in Q-learning with different strategies to control the degree of optimism [6] such as in hysteretic Q-learning [10] or in lenient agents [7]. However, these methods are designed based on Q-learning and only tested on matrix games [11] with tabular Q representation.

---

<sup>\*</sup>Corresponding author: wenshuai.zhao@aalto.fi

<sup>2</sup>Code can be found at <https://github.com/wenshuaizhao/optimappo>.

Although optimism successfully helps overcome *RO* problem and converges to global optima in tabular tasks, it could amplify the overestimation problem when combined with DQN [12] with function approximation [13, 14, 15], as verified in our experiments. On the other hand, recent multi-agent policy gradient (MAPG) methods have achieved state-of-the-art performance on popular MARL benchmarks [8, 3, 16, 17] but still suffer from *RO* problem, converging to a low value local optimum in simple matrix games. The above drawbacks motivate this work to investigate whether optimism can be applied to MAPG methods and whether it can boost performance further by mitigating the *RO* problem.

In this paper, we propose a general, yet simple, framework to incorporate optimism into the policy gradient computation in MAPG. Specifically, we propose to apply a *Leaky ReLU* function [18] to reshape the advantage values  $A(s, a^i)$  when updating the policy. This reshaping enforces the policy update to be optimistic to current sub-optimal actions and thus makes it possible to mitigate the *RO* problem. Different from the Q-learning based optimistic methods, optimistic MAPG methods circumvent the overestimation problem naturally by performing on-policy value estimation. In experiments, the proposed OptiMAPPO algorithm successfully learns global optima in matrix games and outperforms both recent state-of-the-art MAPG methods MAPPO [3], HAPPO, HATRPO [9], and existing optimistic methods in complex domains. Moreover, we provide a brief operator view analysis [19] that connects the advantage transformation to policy gradient updates.

## 2 Related work

In this section, we discuss classic optimistic methods and optimistic DQN based approaches. We also discuss recent MAPG methods that yield state-of-the-art performance on common benchmarks. Finally, for completeness, we discuss advantage shaping in the single-agent setting.

**Classic Optimistic Methods** Optimistic methods are usually used to overcome the *RO* problem [4] and several variants have been developed by adopting different degrees of optimism. To the best of our knowledge, distributed Q-learning [6] proposes the first optimistic updating in independent Q-learning, where  $Q$ -values are only updated when the value increases. [6] also provides brief proof that the proposed optimism based method converges to the global optimum in deterministic environments. To handle stochastic settings, hysteretic Q-learning [10] adjusts the degree of optimism by setting different learning rates for the  $Q$  values of actions with different rewards. The frequency maximum  $Q$  value heuristic (FMQ) [20] considers changing the action selection strategies during exploration instead of modifying the updating of  $Q$  values. Lenient agent [7, 21] employs more heuristics to finetune the degree of optimism by initially adopting an optimistic disposition and gradually transforming into average reward learners.

**Optimistic Deep Q-Learning** Recently, several works have extended optimistic methods and lenient agents to Deep Q-learning (DQN). Dec-HDRQN [13] and lenient-DQN [14] apply hysteretic Q-learning and leniency to DQN, respectively. Optimistic methods have also been combined with value decomposition methods. Weighted QMIX [15] uses a higher weight to update the  $Q$ -values of joint actions with high rewards and a lower weight to update the values of suboptimal actions. FACMAC [22] improves MADDPG [23] by taking actions from other agents' newest policies while computing the  $Q$  values, which can also be regarded as optimistic updating as it is natural to suppose the newer policies of other agents would generate better joint  $Q$ -values. Even though the optimism has been applied to DQN-based methods, in common benchmarks they are usually outperformed by recent MAPG methods [3]. This unsatisfying performance of optimistic DQN methods can be attributed to the side effect of overestimation of  $Q$ -values, which we also empirically verify in our experiments.

**Multi-Agent Policy Gradient Methods** COMA [24] is an early MAPG method as the other line of value decomposition methods [25, 26]. It learns a centralized on-policy  $Q$  function and utilizes it to compute the individual advantage for each agent to update the policy. However, until IPPO and MAPPO [8, 3] which directly apply single-agent PPO [27] into multi-agent learning, MAPG methods show the significant success on popular benchmarks. The strong performance of these methods might be credited to the property that individual trust region constraint in IPPO/MAPPO can still lead to a centralized trust region as in single-agent PPO [16]. Nonetheless, HAPPO/HATRPO [9] and A2PO [17] further improve the monotonic improvement bound by enforcing joint and individual trust region, while with the cost of sequentially updating each agent. However, even with a strong performance on popular benchmarks, these methods don't explicitly consider the *relative overgeneralization* problem during multi-agent learning and can still converge to a suboptimal joint policy.

**Advantage Shaping** A few works have explored advantage shaping in single-agent RL settings. PPO-CMA [28] tackles the prematurely shrinking variance problem in PPO by clipping or mirroring the negative advantages in order to increase exploration and eventually converges to a better policy. Self-imitation learning (SIL) [29] learns an off-policy

gradient from replay buffer data with positive advantages in addition to the regular on-policy gradient. However, different from these existing works, we are motivated by solving the *RO* problem in the multi-agent learning.

### 3 Background

We first introduce our problem formulation. The idea of optimistic Q-learning is also presented as it forms the basis of hysteresis and leniency based approaches, varying by different ways to control the degree of optimism.

#### 3.1 Problem Formulation

We mainly study the fully cooperative multi-agent sequential decision-making tasks which can be formulated as a *decentralized Markov decision process* (Dec-MDP) [30] consisting of a tuple  $(\mathcal{S}, \{\mathcal{A}^i\}_{i \in \mathcal{N}}, r, \mathcal{P}, \gamma)$ , where  $\mathcal{N} = \{1, \dots, n\}$  is the set of agents. At time step  $t$  of Dec-MDP, each agent  $i$  observes the full state  $s_t$  in the state space  $\mathcal{S}$  of the environment, performs an action  $a_t^i$  in the action space  $\mathcal{A}^i$  from its policy  $\pi^i(\cdot|s_t)$ . The joint policy consists of all the individual policies  $\pi(\cdot|s_t) = \pi^1 \times \dots \times \pi^n$ . The environment takes the joint action of all agents  $\mathbf{a}_t = \{a_t^1, \dots, a_t^n\}$ , changes its state following the dynamics function  $\mathcal{P} : \mathcal{S} \times \mathcal{A} \times \mathcal{S} \mapsto [0, 1]$  and generates a common reward  $r : \mathcal{S} \times \mathcal{A} \mapsto \mathbb{R}$  for all the agents.  $\gamma \in [0, 1)$  is a reward discount factor. The agents learn their individual policies and maximize the expected return:  $\pi^* = \arg \max_{\pi} \mathbb{E}_{s, \mathbf{a} \sim \pi, \mathcal{P}} [\sum_{t=0}^{\infty} \gamma^t r(s_t, \mathbf{a}_t)]$ .

#### 3.2 Optimistic Q-learning

As hysteretic Q-learning generalizes the optimistic Q-learning [10], here we explain the idea of optimistic Q-learning based on hysteretic Q-learning. Different from the regular Q-learning update which assigns the same learning rate to both negative and positive updates, hysteretic Q-learning assigns a higher weight to the positive update of the Q value, i.e., when the right hand side (RHS) of Equation 1 has a higher value than the left hand side (LHS). In our experiments on the baseline hysteretic Q-learning, it is equivalent to only set the weight for negative updates, leaving the positive update with the default learning rate.

$$Q(s_t, a_t) \leftarrow Q(s_t, a_t) + \alpha [r + \gamma \max_a Q(s_{t+1}, a) - Q(s_t, a_t)] \quad (1)$$

Optimism with tabular Q-learning has been demonstrated effective to solve the *RO* problem. However, with function approximation, the optimistic update could deteriorate the overestimation problem [12] of deep Q-learning and thus fail to improve the underlying methods, which is also shown in our experiments.

## 4 Method

Aware of the importance of optimism in solving *RO* problem and the limitation of optimistic Q-learning, we instead propose a principled way to apply optimism to the recent MAPG methods. The algorithm we use in experiments is instantiated based on MAPPO [3] but note that the proposed framework can also be applied to other advantage actor-critic (A2C) based MARL methods.

### 4.1 Optimistic MAPPO

In MAPPO [3], each agent learns a centralized state value function  $V(s)$ , and the individual policy is updated via maximizing the following objective

$$\max_{\pi_{\theta^i}} \mathbb{E}_{(s^i, a^i) \sim \pi^i} [\min(r(\theta)A(s^i, a^i), \text{clip}(r(\theta), 1 \pm \epsilon)A(s^i, a^i))], \quad (2)$$

where  $r(\theta)$  is the importance ratio between the current policy and the previous policy used to generate the data,

$$r(\theta) = \frac{\pi_{\theta^i}(a_t^i|s_t^i)}{\pi_{\theta_{\text{old}}^i}(a_t^i|s_t^i)} \quad (3)$$

The advantage  $A(s^i, a^i)$  is usually estimated by the generalized advantage estimator (GAE) defined as

$$A_t^{\text{GAE}(\lambda, \gamma)} = \sum_{l=0}^{\infty} (\gamma \lambda)^l \delta_{t+l}, \quad (4)$$

and  $\delta_t$  denotes the TD error

$$\delta_t = r_t + \gamma V(s_{t+1}) - V(s_t) \quad (5)$$

While PPO [27] adopts the clipping operation to constrain the policy change in order to obtain the guaranteed monotonic improvement, the policy updating can be understood in an intuitive way as in the common A2C [31] methods. The policy is improved by increasing the actions with positive advantage values and decreasing the others with negative advantages. However, the actions currently with negative advantages might be the optimal action and the current negation comes from the currently suboptimal teammates, not from the suboptimality of the actions. In tasks with a severe *relative overgeneralization* problem, optimal actions are often not recovered by simple exploration strategies and the joint policy converges to a suboptimal solution.

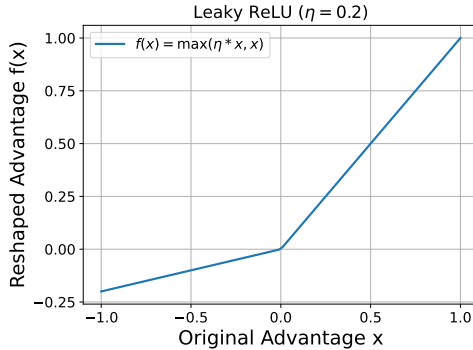


Figure 1: The *Leaky ReLU* function is used to reshape the estimated advantage. However, note that other forms of reshaping functions are also possible to enable optimism in MAPG methods, differing the detailed strategies to control the degree of optimism. Here we focus on investigating the effectiveness of optimism in MAPG by reshaping the advantage.

In order to overcome the *relative overgeneralization* problem in MAPG methods, the proposed *optimistic MAPPO* (OptiMAPPO) applies a *Leaky ReLU* (LR) function [18] to reshape the estimated advantages [32], as shown in Figure 1. OptiMAPPO optimizes the agents’ policies by maximizing the following new objective

$$\max_{\pi_{\theta^i}} \mathbb{E}_{(s^i, a^i) \sim \pi^i} [\min(r(\theta) \text{LR}(A(s^i, a^i)), \text{clip}(r(\theta), 1 \pm \epsilon) \text{LR}(A(s^i, a^i)))]. \quad (6)$$

The lower weight of the negative advantage allows policy updates to be optimistic w.r.t. the temporary suboptimal actions and thus helps to overcome the *relative overgeneralization* problem. In our experiments, we take the full optimism by setting the *negative slope*  $\eta$  of the LR function as zero and it works well without further finetuning. However, as discussed in the literature of optimistic updating methods [11], the full optimism may risk into sub-optima in tasks with misleading stochastic rewards, in which cases OptiMAPPO enables to further adapt  $\eta$  to balance the optimism and neutrality as done in many lenient agents methods [14]. In this work, we are primarily focused on solving the *relative overgeneralization* problem and investigating the effectiveness of optimism in powerful MAPG methods.

As motivated by the *relative overgeneralization* problem, two classic matrix games *climbing* and *penalty* [5] are used to evaluate whether our proposed method OptiMAPPO can overcome the problem and converge to the global optimal. We also investigate whether optimistic updating can help improve MAPPO in popular complex domains, i.e Multi-Agent MuJoCo (*MA-MuJoCo*) [22] with continuous action space and the discrete *Overcooked* [33]. Even though these benchmarks may not have severe *relative overgeneralization* problems as in the matrix games, the tasks in both domains require coordination between agents.

## 4.2 Operator View of *Leaky ReLU* Transformed Advantage

The proposed advantage shaping aims to enable optimism in MAPG methods. This transformation might be hard to connect to existing approaches. Therefore, we fit the *Leaky ReLU* advantage shaping into a range of popular methods from an operator view of policy gradient following the derivations in [19]. As shown in [19], the policy update in policy gradient can be seen as doing a gradient step to minimize

$$D_{V^{\pi_t} \pi_t} (Q^{\pi_t} \pi_t || \pi) = \sum_s d^{\pi_t}(s) V^{\pi_t}(s) \text{KL}(Q^{\pi_t} \pi_t || \pi), \quad (7)$$

where  $d^\pi(s)$  is the discounted stationary distribution induced by the policy  $\pi$ .  $D_{V^{\pi_t \pi_t}}$  and the distribution  $Q^{\pi_t \pi}$  over actions are defined as

$$\begin{aligned} D_z(\mu|\pi) &= \sum_s z(s) \text{KL}(\mu(\cdot|s) \|\pi(\cdot|s)), \\ Q^\pi \pi(a|s) &= \frac{1}{V^\pi(s)} Q^\pi(s, a) \pi(a|s), \end{aligned} \quad (8)$$

which corresponds to the *projection operator*  $\mathcal{P}_V$  and the *improvement operator*  $\mathcal{I}_V$ .

$$\begin{aligned} \mathcal{I}_V \pi(s, a) &= \left( \frac{1}{\mathbb{E}_\pi[V^\pi]} d^\pi(s) V^\pi(s) \right) Q^\pi \pi(a|s), \\ \mathcal{P}_V \mu &= \arg \min_{z \in \Pi} \sum_s \mu(s) \text{KL}(\mu(\cdot|s) \|\pi(\cdot|s)). \end{aligned} \quad (9)$$

The *improvement operator*  $\mathcal{I}_V$  tries to improve the policy into general function space  $\mu(\cdot|s)$  via the information provided by the Q values, while the *projection operator*  $\mathcal{P}_V$  projects the  $\mu(\cdot|s)$  into the policy function space  $\pi(a|s)$ . In this way, the policy gradient and Q-learning can be connected using the same polynomial operator  $\mathcal{I}_V = (Q^\pi)^{\frac{1}{\alpha}} \pi$ , where the REINFORCE [34] is recovered by setting  $\alpha = 1$  and Q-learning is obtained at the limit  $\alpha = 0$ . MPO [35] instead uses a normalized exponential of Q values  $\exp(\beta Q^\pi(s, a))$ .

The proposed *Leaky ReLU* can be regarded as transforming the advantages in order to achieve optimism to actions with temporarily negative advantages. This reshaping of advantage can also be viewed as another way to design an exploration strategy. REINFORCE and MPO first decrease the probability of actions with low Q values and then take an indiscriminate exploration, which may lead to back-and-forth updating. Different from these methods, our method encourages exploration of the actions with negative advantages but also remains exploiting the action with positive advantages.

Based on the reshaped advantage, the new policy gradient is

$$\theta_{t+1} = \theta_t + \epsilon \sum_s d^{\pi_t}(s) \sum_a \pi_t(a|s) \cdot \text{LR}(A^{\pi_t}(s, a)) \frac{\partial \log \pi_\theta(a|s)}{\partial \theta} \Big|_{\theta=\theta_t}. \quad (10)$$

Its corresponding new *improvement operator*  $\mathcal{I}_V^{\text{LR}}$  can be formulated as

$$\mathcal{I}_V^{\text{LR}} \pi(s, a) = \left( \frac{1}{\mathbb{E}_\pi[V^{+\pi}]} d^\pi(s) V^{+\pi}(s) \right) \text{LR}(A^\pi) \pi(a|s), \quad (11)$$

where  $\text{LR}(A^\pi) \pi$  and  $V^{+\pi}$  are defined as:

$$\begin{aligned} \text{LR}(A^\pi) \pi(a|s) &= \frac{1}{V^{+\pi}(s)} \text{LR}(A^\pi(s, a)) \pi(a|s), \\ V^{+\pi}(s) &= \sum_a \text{LR}(A(s, a)) \pi(a|s). \end{aligned} \quad (12)$$

Note that  $\text{LR}(A^\pi(s, a))$  above needs to be non-negative which is satisfied by using the LR operator with  $\eta = 0$ . The *projection operator* remains the same as  $\mathcal{P}_V \mu$  in Eq. 9. With the *Leaky ReLU* advantage the optimal policy  $\pi^*(a|s)$  is a fixed point of the operators  $\mathcal{I}_V^{\text{LR}} \circ \mathcal{P}_V$  as in the vanilla policy gradient. The property is shown in the following Proposition 1 and proven in the Appendix.

**Proposition 1.**  $\pi(\theta^*)$  is a fixed point of  $\mathcal{I}_V^{\text{LR}} \circ \mathcal{P}_V$ .

## 5 Experiments

We compare our method with the following strong MAPG baselines on both illustrative matrix games and complex domains:

- **MAPPO** directly applies single-agent PPO into multi-agent settings while with a centralized critic. Despite the lack of theoretical guarantee, MAPPO has achieved tremendous success in a variety of popular benchmarks.
- **HATRPO** is currently one of the SOTA MAPG algorithms that leverages *Multi-Agent Advantage Decomposition Theorem* [9] and the *sequential policy update scheme* [9] to implement multi-agent trust-region learning with monotonic improvement guarantee.

- **HAPPO** is the first-order emulation algorithm of HATRPO that follows the idea of PPO.

In addition, we further compare the proposed optimistic MAPG method with existing optimistic Q-learning based methods. In *Multi-agent MuJoCo* with continuous action space, we include the recent **FACMAC** [22] as our optimistic baseline which overcomes the *RO* problem by using the other agents’ newest policy to update individual policy. **Hysteretic DQN** [10, 13] is used as our optimistic baseline in the *Overcooked* domain which has discrete action space.

Our method is implemented based on MAPPO and we use the same hyperparameters as MAPPO in all tasks. For HAPPO and HATRPO, we follow their original implementation and hyperparameters but align the learning rate and the number of rollout threads to have a fair comparison. The implementation details are in Appendix.

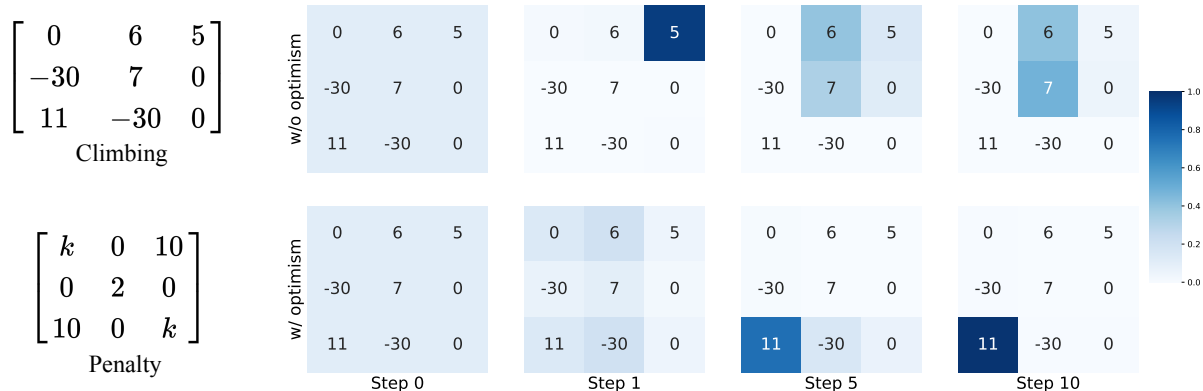


Figure 2: **Left:** Payoff matrix of the *climbing* and *penalty*. Each game has two agents, which select the row and column index respectively to find the maximal element of the matrix. **Right:** The comparison of the learning process with and without an optimistic update on the Climbing task. It shows that the optimistic update is necessary to solve the RO problem.

Table 1: The average returns of the repeated matrix games.

task\algo.	MAPPO	HAPPO	HATRPO	Ours
Climbing	175	175	150	<b>275</b>
Penalty k=0	<b>250</b>	<b>250</b>	<b>250</b>	<b>250</b>
Penalty k=-25	50	50	50	<b>250</b>
Penalty k=-50	50	50	50	<b>250</b>
Penalty k=-75	50	50	50	<b>250</b>
Penalty k=-100	50	50	50	<b>250</b>

### 5.1 Repeated Matrix Games

Even though with small state and action spaces, the *climbing* and *penalty* matrix games [5], as shown in Figure 2, are usually hard to obtain the optimal joint solution without explicitly overcoming the *relative overgeneralization* problem. The matrix games have two agents which select the column and row index of the matrix respectively. The goal is to select the correct row and column index to obtain the maximal element of a matrix. In the *penalty* game,  $k \leq 0$  is the penalty term and we evaluate for  $k \in \{-100, -75, -50, -25, 0\}$ . The lower value of  $k$ , the harder for agents to identify the optimal policy due to the growing risk of penalty. Following [36], we set constant observation and the episode length of repeated games as 25.

To better understand the RO problem and the role of being optimistic in these cooperative tasks, Figure 2 compares the learning process with and without the optimistic update on the Climbing task. Initially, both agents uniformly assign probability on each index. In each step  $t$ , the agents update their individual policy distribution based on  $\pi_{t+1}(i) = \text{softmax}(\frac{Q_i}{\eta})$  [35, 37].  $Q_i$  is calculated as  $\sum_j \pi_t(i, j)R(i, j)$ ,  $\eta$  is fixed as 2 and  $R(i, j)$  is the payoff at row  $i$ , column  $j$ . From Fig. 2, it is clear to see after the first update step, without handling the RO issue (the first row), the joint policy quickly assigns a high probability on a sub-optimal solution and assigns low probabilities on the rest, while optimistic update avoids it. This is important in cooperative tasks to prevent per-mature convergence. As we can see

after 10 update steps, the baseline method converges to a sub-optimal solution by selecting the number 7 while the optimistic update successfully finds the global solution.

In Table 1, we compare our method with other MAPG baselines. We can see that OptiMAPPO with optimistic update achieves the global optima, while the baseline without considering the *relative overgeneralization* problem converge to the local optima.

## 5.2 Multi-agent MuJoCo (*MA-MuJoCo*)

In this section, we investigate whether the proposed OptiMAPPO can scale to more complex continuous tasks and how it compares with the state-of-the-art MAPG methods. *MA-MuJoCo* [22] contains a set of complex continuous control tasks which are controlled by multiple agents jointly. The evaluation results of the selected three tasks are presented in Figure 3 and the full results on all the 11 tasks are left in the Appendix. We observe that OptiMAPPO obtains clearly better asymptotic performance in most tasks compared to the baselines.

In the *Humannoid Standup* task which needs 17 agents to coordinate well to stand up, the baselines experience drastic oscillation during learning while OptiMAPPO increases much more stably. We would like to attribute the oscillation in the baselines to the RO problem as the strong simultaneous coordination between agents is necessary to stand up. We also compare the maximum episodic returns during evaluation in Appendix, where our method outperforms the baselines by a large margin on most tasks.

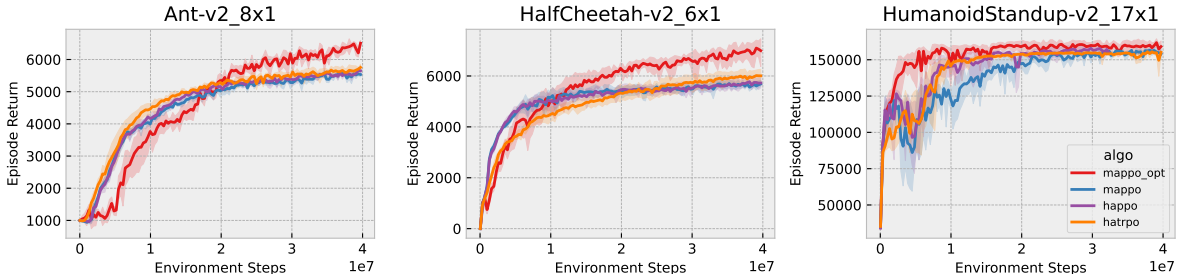


Figure 3: Comparisons of average episodic returns on three *MA-MuJoCo* tasks. OptiMAPPO (*mappo\_opt* in the figure) converges to a better joint policy in these tasks. We plot the mean across 5 random seeds, and the shaded areas denote 95% confidence intervals. The full results on 11 *MA-MuJoCo* tasks are delayed to Figure 8 in the Appendix.

We observe that, at the beginning of the training, our method learns slower than the baselines on the *MA-MuJoCo* tasks but it does not happen obviously on the *Overcooked* tasks. This is because the advantage clipping  $\eta = 0$  losses the information of the data with negative advantages, which can be seen as a cost to converge to a better solution. However, on *Overcooked*, since the task spaces are smaller compared to *MA-MuJoCo* tasks, the samples are sufficient in each update.

Table 2: The comparison with FACMAC on nine of *MA-MuJoCo* tasks. We list the average episode return and the standard deviation. The bold number indicates the best.

Task	Algorithm	
	FACMAC	OptiMAPPO
Ant 2x4	307.58 ( $\sigma$ 78.28)	<b>6103.97</b> ( $\sigma$ 180.62)
Ant 4x2	1922.26 ( $\sigma$ 285.94)	<b>6307.75</b> ( $\sigma$ 114.74)
Ant 8x1	1953.04 ( $\sigma$ 2276.16)	<b>6393.07</b> ( $\sigma$ 59.11)
Walker2d 2x3	713.34 ( $\sigma$ 600.01)	<b>4571.36</b> ( $\sigma$ 262.40)
Walker2d 3x2	1082.23 ( $\sigma$ 572.40)	<b>4582.90</b> ( $\sigma$ 143.01)
Walker2d 6x1	950.05 ( $\sigma$ 542.33)	<b>4957.02</b> ( $\sigma$ 650.93)
HalfCheetah 2x3	5069.17 ( $\sigma$ 2791.02)	<b>6499.82</b> ( $\sigma$ 573.55)
HalfCheetah 3x2	5379.35 ( $\sigma$ 4229.25)	<b>6887.77</b> ( $\sigma$ 406.89)
HalfCheetah 6x1	3482.91 ( $\sigma$ 3374.16)	<b>6982.65</b> ( $\sigma$ 490.35)

### 5.2.1 Comparison with FACMAC

We include FACMAC [22] as our optimistic baseline for the continuous action space tasks. FACMAC [22] has been proposed to improve MADDPG [23] by solving the RO problem with a centralized gradient estimator. Specifically, FACMAC samples all actions from agents’ current policies when evaluating the joint action-value function, which can be seen as one way to achieve optimism since the newest policy would generate higher Q estimation. As the results listed in Table 2, OptiMAPPO significantly outperforms FACMAC, which shows that our method can better employ the advantage of optimism and achieve stronger performance than the current optimistic method.

### 5.3 Overcooked

*Overcooked* [33, 38] is a fully observable two-player cooperative game that requires the agents to coordinate their task assignment to accomplish the recipe as soon as possible. We test OptiMAPPO on 6 tasks with different layouts. To succeed in these games, players must coordinate to travel around the kitchen and alternate different tasks, such as collecting onions, depositing them into cooking pots, and collecting a plate.

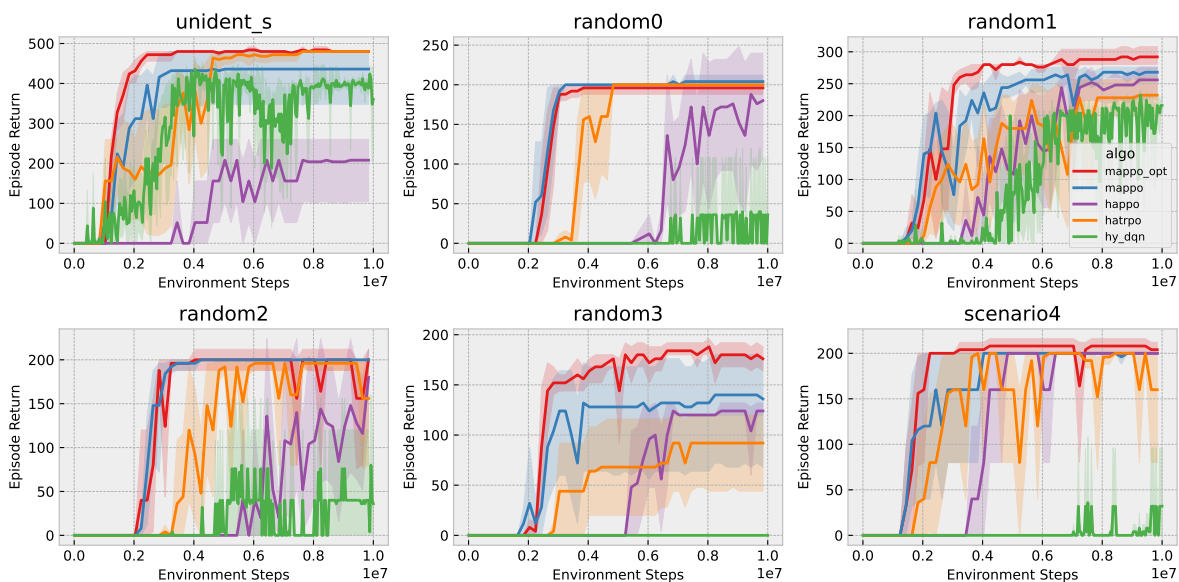


Figure 4: Comparisons of average episodic returns on *Overcooked* tasks. Our method outperforms or matches strong baselines and hysteretic DQN (*hy\_dqn* in the legend) on tested tasks. Although with optimism, *hy\_dqn* fails to boost good performance.

The comparisons with both recent MAPG algorithms and existing optimism baseline are shown in Figure 4, where our method consistently achieves similar or better performance on all tasks. For example in the *Random3* task, We observe that the baseline methods either consistently converge to a suboptimal policy (in HAPPO), or show a big variance between different training (in MAPPO). In the rendered videos, the suboptimal policy in HAPPO can only learn to assign one agent to deliver, while our method successfully learns to rotate in a circle to speed up the delivery. We speculate that the gap between our method and baselines is due to the presence of subtle RO problems in certain tasks. The baseline methods can only rely on naive exploration to find the optimal joint policy, which is susceptible to the RO problem. However, our method with advantage shaping can effectively overcome these issues and converge more stably. Even though the optimistic baseline hysteretic DQN also utilizes optimism to overcome the RO problem, it can incur drastic overestimation and thus fails to improve the performance, as shown in our experiments.

### 5.4 Ablation Study

Since we are focused on the investigation of whether the optimistic updating can benefit existing MAPG methods, in previous experiments we take the full optimism and set  $\eta = 0$ . In this section, we perform an ablation study to examine how the performance change when we gradually change the degree of optimism, i.e. setting different values of  $\eta$ . We experiment  $\eta = \{0.2, 0.5, 0.8\}$  on the *HalfCheetah 6x1* in *MA-MuJoCo* and *Random 3* in *Overcooked*. Note that OptiMAPPO degrades to MAPPO when  $\eta = 1$ . The results shown in Figure 5 indicate that optimism helps in both



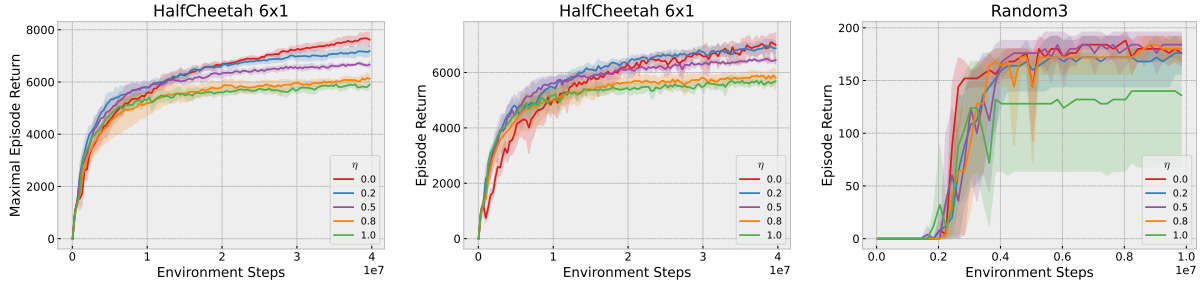


Figure 5: Ablation experiments on different degrees of optimism in OptiMAPPO. It shows that optimism helps in both tasks to a wide range of degrees. Particularly, in *HalfCheetah 6x1*, with decreasing  $\eta$ , i.e. increasing degree of optimism, the performance gradually improves.

tasks to a wide range of degrees. While in the *HalfCheetah 6x1* task, the performance improvement turns out clearly proportional to the degree of optimism. In *Random 3* task, even when  $\eta = 0.8$ , OptiMAPPO converges as well as the full optimism. This can be partially due to the rewards in *Overcooked* are discretized in a coarse grain. Overall, the experiments augment our hypothesis that the optimism helps to overcome the *relative overgeneralization* in multi-agent learning and eventually helps to converge to a better joint policy.

### 5.5 Does Q-learning Based Optimism Work?

We empirically analyze whether Q-learning based optimism can boost performance in the *Overcooked* tasks using hysteretic Q-learning [13, 14]. Figure 6 shows average Q values during training with different degrees of optimism. When  $\alpha$  decreases excessively, i.e. optimism increases too much, performance decreases. In both tasks shown in Figure 6, the highest optimism estimates the highest Q-values while showing the worst performance.

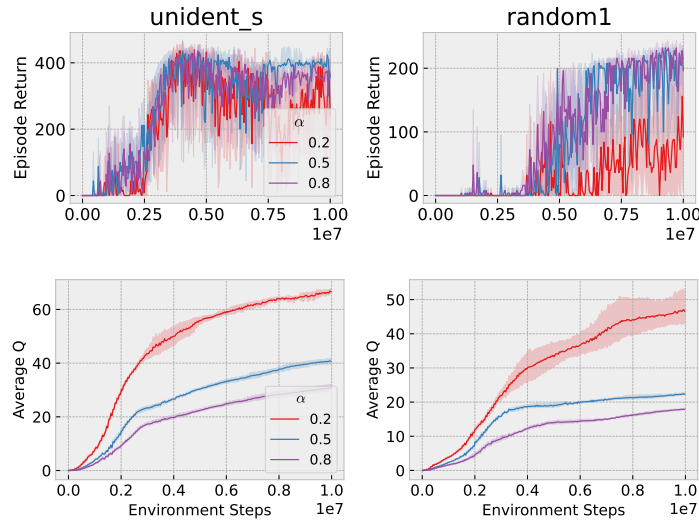


Figure 6: The up row shows the episode return of hysteretic DQN with different  $\alpha$ , while the corresponding average Q values are shown in the bottom row. The Q values gradually increase with increasing degree of optimism, i.e. lower  $\alpha$ , which may degrade the performance.

Different from the Q-learning based optimism methods, our proposed optimistic MAPG method performs the advantage estimation in an on-policy way and thus circumvents the overestimation problem naturally. Therefore, our method can fully employ the advantage of optimism and demonstrates strong performance in complex domains.

## 6 Limitation and Conclusion

Our optimistic updating approach yields state-of-the-art performance. However, as with other optimistic updating methods [6, 10], optimism can lead to a sub-optima when misleading stochastic rewards exist. The proposed *Leaky ReLU* transformation allows further adaptive adjustment of the optimism degree  $\eta$  to balance between optimism and neutrality and may allow to reduce the severity of stochastic rewards but this requires future investigation. In addition, lenient agents [7, 21, 14] provide a set of heuristic techniques to adapt the degree of optimism, applicable to our method, to mitigate the problem with stochastic rewards. We leave this also as future work.

Motivated by solving the *relative overgeneralization* problem, we investigate the potential of optimistic updating in recent powerful MAPG methods. We first introduce a general advantage reshaping approach to incorporate optimism in policy updating, which is also quite easy to implement based on existing MAPG methods. Furthermore, to understand the proposed advantage transformation, we provide a formal analysis from the operator view of policy gradient methods. The analysis shows that the proposed advantage shaping remains the optimal policy as a fixed point as the vanilla policy gradient method. Third, we extensively evaluate the instantiated optimistic updating policy gradient method, OptiMAPPO. The experiments on the matrix games and two popular complex benchmarks demonstrate that our method improves the baseline and outperforms SOTA methods with clear margins.

## References

- [1] Lucian Busoniu, Robert Babuska, and Bart De Schutter. A comprehensive survey of multiagent reinforcement learning. *IEEE Transactions on Systems, Man, and Cybernetics, Part C (Applications and Reviews)*, 38(2):156–172, 2008.
- [2] Oriol Vinyals, Igor Babuschkin, Wojciech M Czarnecki, Michaël Mathieu, Andrew Dudzik, Junyoung Chung, David H Choi, Richard Powell, Timo Ewalds, Petko Georgiev, et al. Grandmaster level in starcraft ii using multi-agent reinforcement learning. *Nature*, 575(7782):350–354, 2019.
- [3] Chao Yu, Akash Velu, Eugene Vinitsky, Jiaxuan Gao, Yu Wang, Alexandre Bayen, and Yi Wu. The surprising effectiveness of ppo in cooperative multi-agent games. *Advances in Neural Information Processing Systems*, 35:24611–24624, 2022.
- [4] Rudolf Paul Wiegand. *An analysis of cooperative coevolutionary algorithms*. George Mason University, 2004.
- [5] Caroline Claus and Craig Boutilier. The dynamics of reinforcement learning in cooperative multiagent systems. *AAAI/IAAI*, 1998(746-752):2, 1998.
- [6] Martin Lauer and Martin Riedmiller. An algorithm for distributed reinforcement learning in cooperative multi-agent systems. In *In Proceedings of the Seventeenth International Conference on Machine Learning*. Citeseer, 2000.
- [7] Liviu Panait, Keith Sullivan, and Sean Luke. Lenient learners in cooperative multiagent systems. In *Proceedings of the fifth international joint conference on Autonomous agents and multiagent systems*, pages 801–803, 2006.
- [8] Christian Schroeder de Witt, Tarun Gupta, Denys Makoviichuk, Viktor Makoviychuk, Philip HS Torr, Mingfei Sun, and Shimon Whiteson. Is independent learning all you need in the starcraft multi-agent challenge? *arXiv preprint arXiv:2011.09533*, 2020.
- [9] Jakub Grudzien Kuba, Ruiqing Chen, Muning Wen, Ying Wen, Fanglei Sun, Jun Wang, and Yaodong Yang. Trust region policy optimisation in multi-agent reinforcement learning. *arXiv preprint arXiv:2109.11251*, 2021.
- [10] Laëtitia Matignon, Guillaume J Laurent, and Nadine Le Fort-Piat. Hysteretic q-learning: an algorithm for decentralized reinforcement learning in cooperative multi-agent teams. In *2007 IEEE/RSJ International Conference on Intelligent Robots and Systems*, pages 64–69. IEEE, 2007.
- [11] Laetitia Matignon, Guillaume J Laurent, and Nadine Le Fort-Piat. Independent reinforcement learners in cooperative markov games: a survey regarding coordination problems. *The Knowledge Engineering Review*, 27(1):1–31, 2012.
- [12] Hado Van Hasselt, Arthur Guez, and David Silver. Deep reinforcement learning with double q-learning. In *Proceedings of the AAAI conference on artificial intelligence*, volume 30, 2016.
- [13] Shayegan Omidshafiei, Jason Pazis, Christopher Amato, Jonathan P How, and John Vian. Deep decentralized multi-task multi-agent reinforcement learning under partial observability. In *International Conference on Machine Learning*, pages 2681–2690. PMLR, 2017.
- [14] Gregory Palmer, Karl Tuyls, Daan Bloembergen, and Rahul Savani. Lenient multi-agent deep reinforcement learning. *arXiv preprint arXiv:1707.04402*, 2017.

- [15] Tabish Rashid, Gregory Farquhar, Bei Peng, and Shimon Whiteson. Weighted qmix: Expanding monotonic value function factorisation for deep multi-agent reinforcement learning. *Advances in neural information processing systems*, 33:10199–10210, 2020.
- [16] Mingfei Sun, Sam Devlin, Jacob Beck, Katja Hofmann, and Shimon Whiteson. Monotonic improvement guarantees under non-stationarity for decentralized ppo. *arXiv preprint arXiv:2202.00082*, 2022.
- [17] Xihuai Wang, Zheng Tian, Ziyu Wan, Ying Wen, Jun Wang, and Weinan Zhang. Order matters: Agent-by-agent policy optimization. *arXiv preprint arXiv:2302.06205*, 2023.
- [18] Andrew L Maas, Awni Y Hannun, Andrew Y Ng, et al. Rectifier nonlinearities improve neural network acoustic models. In *Proc. icml*, volume 30, page 3. Atlanta, Georgia, USA, 2013.
- [19] Dibya Ghosh, Marlos C Machado, and Nicolas Le Roux. An operator view of policy gradient methods. *Advances in Neural Information Processing Systems*, 33:3397–3406, 2020.
- [20] Spiros Kapetanakis and Daniel Kudenko. Reinforcement learning of coordination in cooperative multi-agent systems. *AAAI/IAAI*, 2002:326–331, 2002.
- [21] Ermo Wei and Sean Luke. Lenient learning in independent-learner stochastic cooperative games. *The Journal of Machine Learning Research*, 17(1):2914–2955, 2016.
- [22] Bei Peng, Tabish Rashid, Christian Schroeder de Witt, Pierre-Alexandre Kamienny, Philip Torr, Wendelin Böhmer, and Shimon Whiteson. Facmac: Factored multi-agent centralised policy gradients. *Advances in Neural Information Processing Systems*, 34:12208–12221, 2021.
- [23] Ryan Lowe, Yi I Wu, Aviv Tamar, Jean Harb, OpenAI Pieter Abbeel, and Igor Mordatch. Multi-agent actor-critic for mixed cooperative-competitive environments. *Advances in neural information processing systems*, 30, 2017.
- [24] Jakob Foerster, Gregory Farquhar, Triantafyllos Afouras, Nantas Nardelli, and Shimon Whiteson. Counterfactual multi-agent policy gradients. In *Proceedings of the AAAI conference on artificial intelligence*, volume 32, 2018.
- [25] Peter Sunehag, Guy Lever, Audrunas Gruslys, Wojciech Marian Czarnecki, Vinicius Zambaldi, Max Jaderberg, Marc Lanctot, Nicolas Sonnerat, Joel Z Leibo, Karl Tuyls, et al. Value-decomposition networks for cooperative multi-agent learning. *arXiv preprint arXiv:1706.05296*, 2017.
- [26] Tabish Rashid, Mikayel Samvelyan, Christian Schroeder De Witt, Gregory Farquhar, Jakob Foerster, and Shimon Whiteson. Monotonic value function factorisation for deep multi-agent reinforcement learning. *The Journal of Machine Learning Research*, 21(1):7234–7284, 2020.
- [27] John Schulman, Filip Wolski, Prafulla Dhariwal, Alec Radford, and Oleg Klimov. Proximal policy optimization algorithms. *arXiv preprint arXiv:1707.06347*, 2017.
- [28] Perttu Hämmäläinen, Amin Babadi, Xiaoxiao Ma, and Jaakko Lehtinen. Ppo-cma: Proximal policy optimization with covariance matrix adaptation. In *2020 IEEE 30th International Workshop on Machine Learning for Signal Processing (MLSP)*, pages 1–6. IEEE, 2020.
- [29] Junhyuk Oh, Yijie Guo, Satinder Singh, and Honglak Lee. Self-imitation learning. In *International Conference on Machine Learning*, pages 3878–3887. PMLR, 2018.
- [30] Daniel S Bernstein, Robert Givan, Neil Immerman, and Shlomo Zilberstein. The complexity of decentralized control of markov decision processes. *Mathematics of operations research*, 27(4):819–840, 2002.
- [31] Volodymyr Mnih, Adria Puigdomenech Badia, Mehdi Mirza, Alex Graves, Timothy Lillicrap, Tim Harley, David Silver, and Koray Kavukcuoglu. Asynchronous methods for deep reinforcement learning. In *International conference on machine learning*, pages 1928–1937. PMLR, 2016.
- [32] John Schulman, Philipp Moritz, Sergey Levine, Michael Jordan, and Pieter Abbeel. High-dimensional continuous control using generalized advantage estimation. *arXiv preprint arXiv:1506.02438*, 2015.
- [33] Micah Carroll, Rohin Shah, Mark K Ho, Tom Griffiths, Sanjit Seshia, Pieter Abbeel, and Anca Dragan. On the utility of learning about humans for human-ai coordination. *Advances in neural information processing systems*, 32, 2019.
- [34] Ronald J Williams. Simple statistical gradient-following algorithms for connectionist reinforcement learning. *Reinforcement learning*, pages 5–32, 1992.
- [35] Abbas Abdolmaleki, Jost Tobias Springenberg, Yuval Tassa, Remi Munos, Nicolas Heess, and Martin Riedmiller. Maximum a posteriori policy optimisation. *arXiv preprint arXiv:1806.06920*, 2018.
- [36] Georgios Papoudakis, Filippos Christianos, Lukas Schäfer, and Stefano V Albrecht. Benchmarking multi-agent deep reinforcement learning algorithms in cooperative tasks. *arXiv preprint arXiv:2006.07869*, 2020.

- [37] Jan Peters, Katharina Mulling, and Yasemin Altun. Relative entropy policy search. In *Proceedings of the AAAI Conference on Artificial Intelligence*, volume 24, pages 1607–1612, 2010.
- [38] Chao Yu, Jiaxuan Gao, Weilin Liu, Botian Xu, Hao Tang, Jiaqi Yang, Yu Wang, and Yi Wu. Learning zero-shot cooperation with humans, assuming humans are biased. *arXiv preprint arXiv:2302.01605*, 2023.

## A Supplementary Material

### A.1 Proof of Proposition 1

**Proof of Proposition 1.** Similar to the proof for the regular policy gradient in [19], we simply replace the non-negative Q function with our *ReLU* shaped advantages, which is necessary for normalizing values to get a valid probability distribution in the projection operators. When the negative slope is set as  $\eta = 0$ , *ReLU* converts all the negative advantage values into zero. However, the true zero advantage values remain unchanged. Therefore, we have

$$\begin{aligned} & \nabla_{\theta} \sum_s d^{\pi^*}(s) V^{+\pi^*}(s) \text{KL}(\text{LR}(A^{\pi^*})\pi^* || \pi) |_{\pi=\pi^*} \\ &= \sum_s d^{\pi^*}(s) \sum_a \pi^*(a|s) \text{LR}(A^{\pi^*}(s, a)) \frac{\partial \log \pi_{\theta}(a|s)}{\partial \theta} |_{\theta=\theta^*} \\ &= 0 \text{ by definition of } \pi^*, \end{aligned} \tag{13}$$

where  $\text{LR}(A^{\pi})\pi$  and  $V^{+\pi}$  are defined as:

$$\begin{aligned} \text{LR}(A^{\pi})\pi(a|s) &= \frac{1}{V^{+\pi}(s)} \text{LR}(A^{\pi}(s, a))\pi(a|s), \\ V^{+\pi}(s) &= \sum_a \text{LR}(A(s, a))\pi(a|s). \end{aligned} \tag{14}$$

□

### A.2 Implementation Details

We introduce the important implementation details here and the full details together with the code will be made public.

**Repeated Matrix Games:** In the two repeated matrix games, since the observation for each time step is fixed as a constant and the learned state value function is uninformative, we compute the advantage using TD(0) in both OptiMAPPO and MAPPO, instead of the GAE in order to reduce the noise.

**MA-MuJoCo:** In all the tasks of *MA-MuJoCo*, we use the same hyperparameters listed in Table 3. The implementation is based on the HAPPO [9] codebase, and the other hyperparameters are the default.

Table 3: Key Hyper-parameters for the *MA-MuJoCo* tasks.

Hyper-parameters	MAPPO	OptiMAPPO	HAPPO	HATRPO
Recurrent Policy	No	No	No	No
Parameter Sharing	No	No	No	No
Episode Length	1000	1000	1000	1000
No. of Rollout Threads	32	32	32	32
No. of Minibatch	40	40	40	40
Policy Learning Rate	0.00005	0.00005	0.00005	0.00005
Critic Learning Rate	0.005	0.005	0.005	0.005
Negative Slope $\eta$	N/A	0	N/A	N/A
KL Threshold	N/A	N/A	N/A	0.0001

**Overcooked:** In all the tasks of *Overcooked*, we use the same hyperparameters listed in Table 4.


Two example tasks in *Overcooked* are shown in Figure 7. In task *Random3*, the agents need to learn to circle through the corridor while avoiding blocking each other. In *Unident\_s*, the agents learn to collaborate using their closest items to complete the recipe in an efficient way. However, each agent can also finish their own recipe without collaboration.

**FACMAC:** We use the original code base from FACMAC [22] with default hyper-parameter.

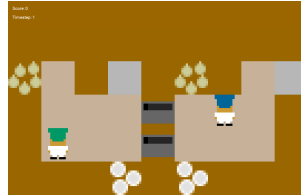
**Hysteretic DQN:** We implement Hysteretic DQN using the same state representation network as our method and select the best performance from three different  $\alpha$  values:  $\{0.2, 0.5, 0.8\}$  on all the *Overcooked* tasks.

Table 4: Key Hyper-parameters for the *Overcooked* tasks.

Hyper-parameters	MAPPO	OptiMAPPO	HAPPO	HATRPO
Recurrent Policy	No	No	No	No
Parameter Sharing	Yes	Yes	No	No
Episode Length	400	400	400	400
No. of Rollout Threads	100	100	100	100
No. of Minibatch	2	2	2	2
Policy Learning Rate	0.00005	0.00005	0.00005	0.00005
Critic Learning Rate	0.005	0.005	0.005	0.005
Negative Slope $\eta$	N/A	0	N/A	N/A
KL Threshold	N/A	N/A	N/A	0.01



(a) *Random3*



(b) *Unident\_s*

Figure 7: The screenshot of two tasks in the *Overcooked*.

### A.3 More Results of Popular Deep MARL methods on Matrix Games

In order to show the *RO* problem in existing MARL methods, we cite the following results of common deep MARL methods on the *penalty* and *climbing* games from the benchmarking paper [36]. As shown in Table 5, popular MARL methods without explicitly considering the *RO* problem fail to solve the matrix games.

Table 5: The average return for the repeated matrix games.

Task	Algorithm								
	IQL	IA2C	MADDPG	COMA	MAA2C	MAPPO	VDN	QMIX	OptiMAPPO
Climbing	195	175	170	185	175	175	175	175	<b>275</b>
Penalty k=0	250	250	249.98	250	250	250	250	250	<b>250</b>
Penalty k=-25	50	50	50	50	50	50	50	50	<b>250</b>
Penalty k=-50	50	50	50	50	50	50	50	50	<b>250</b>
Penalty k=-75	50	50	50	50	50	50	50	50	<b>250</b>
Penalty k=-100	50	50	50	50	50	50	50	50	<b>250</b>

### A.4 Full Results on *MA-MuJoCo*

We show the average and maximum return of 100 evaluation episodes during training on all 11 *MA-MuJoCo* tasks in Figure 8 and Figure 9, which shows our method outperforms the baselines on most tasks and matches the rest. With respect to the maximum episode return in Figure 9, our algorithm demonstrates clearer margins over the baselines.

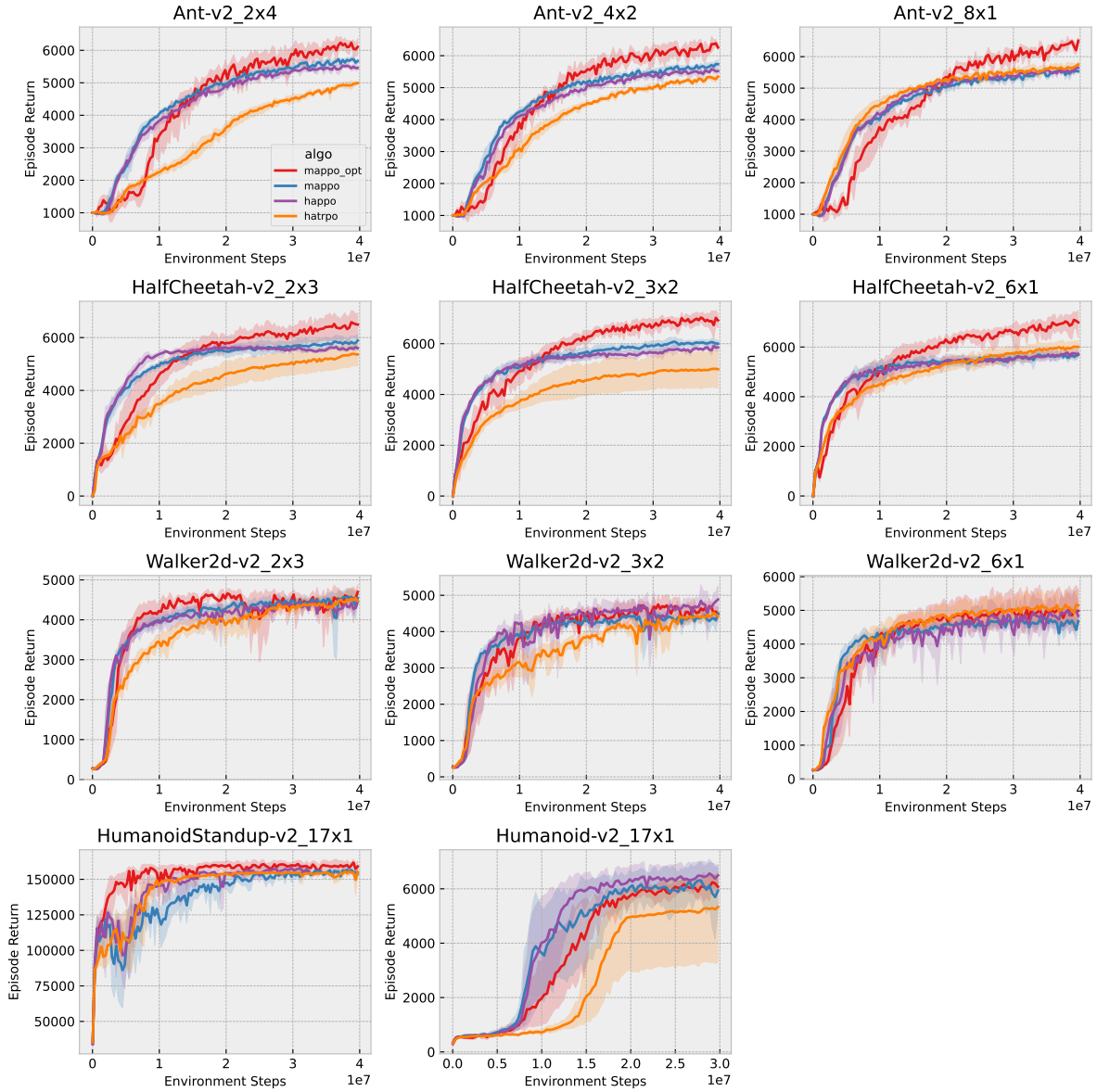


Figure 8: Comparisons of average episodic returns on *MA-MuJoCo* tasks. OptiMAPPO (*mappo\_opt* in the figures) converges to a better joint policy in most tasks, especially the *Ant* and *HalfCheetah* tasks. We plot the mean across 5 random seeds, and the shaded areas denote 95% confidence intervals.

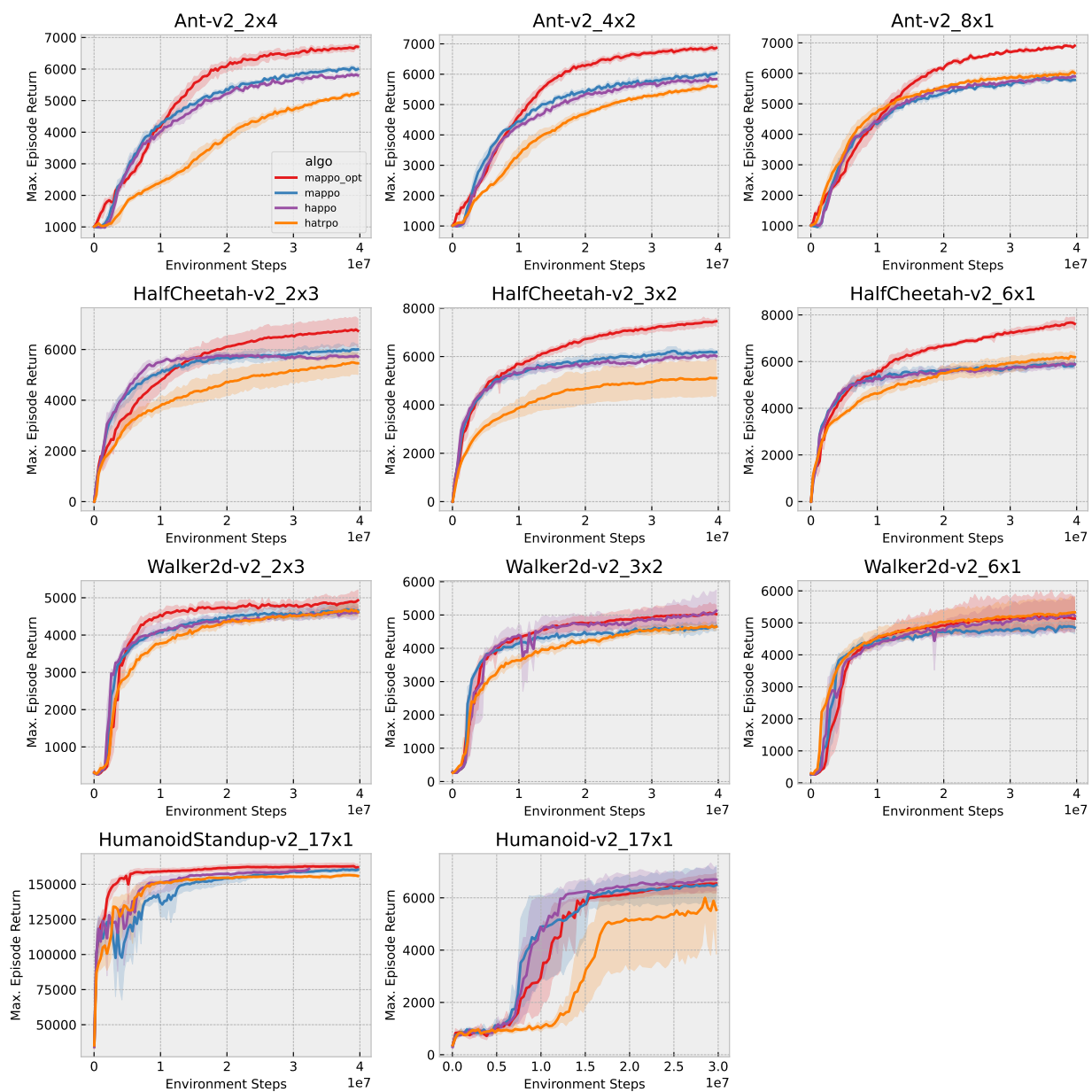


Figure 9: The maximum episode returns on MA-MuJoCo tasks, where our method OptiMAPPO (*mappo\_opt* in the figures) outperforms the strong baselines on most tasks with clear margins.