

Optimal Zeno Dragging for Quantum Control: A Shortcut to Zeno with Action-based Scheduling Optimization

Philippe Lewalle*, Yipei Zhang, and K. Birgitta Whaley

Berkeley Center for Quantum Information and Computation, and Department of Chemistry,
University of California, Berkeley 94720

November 6, 2023

Abstract

The quantum Zeno effect asserts that quantum measurements inhibit simultaneous unitary dynamics when the “collapse” events are sufficiently strong and frequent. This applies in the limit of strong continuous measurement or dissipation. It is possible to implement a dissipative control that is known as “Zeno Dragging”, by dynamically varying the monitored observable, and hence also the eigenstates which are attractors under Zeno dynamics. This is similar to adiabatic processes, in that the Zeno dragging fidelity is highest when the rate of eigenstate change is slow compared to the measurement rate. We demonstrate here two methods for using such dynamics to achieve control of quantum systems. The first, which we shall refer to as ‘shortcut to Zeno’, is analogous to the shortcuts to adiabaticity (counterdiabatic driving) that are frequently used to accelerate unitary adiabatic evolution. In the second approach we apply the Chantasri Dressel Jordan (2013, CDJ) stochastic action, and demonstrate that the extremal-probability readout paths derived from this are well suited to setting up a Pontryagin-style optimization of the Zeno dragging schedule. Implementing these methods on the Zeno dragging of a qubit, we find that both approaches yield the same solution, namely, that the optimal control is a unitary that matches the motion of the Zeno-monitored eigenstate. These methods open up new pathways toward systematically developing dynamic control of Zeno subspaces to realize dissipatively-stabilized quantum operations.

I Introduction

Throughout the development of quantum computing to date, the measurement and control of quantum systems have been recognized as fundamental primitives underlying any possibility of realizing quantum information processing. In this work we draw on recent advances in the understanding of the interplay between measurement and unitary dynamics exemplified by the quantum Zeno effect to propose new approaches to measurement-based optimal quantum control.

A large portion of the quantum control literature has focused on the design of unitary controls in both open and closed quantum systems. Optimal control theory has been applied in many quantum contexts, usually (although not exclusively) emphasizing the design of unitary operations or pulse shapes to realize optimal quantum dynamics. For example, direct implementation of Pontryagin’s principle has found widespread use [1, 2, 3, 4, 5, 6], as have related numerical algorithms detailed in e.g., Refs. [7, 8, 9, 10] and references therein. A complementary quantum control strategy that has gained widespread traction is adiabatic control, whereby slowly changing the quantum system’s Hamiltonian, a closed system will follow a changing eigenstate with high fidelity. Such an evolution $\hat{H}(t)$ can be accelerated via counterdiabatic driving (or shortcuts to adiabaticity, [11, 12]), where $\hat{H}(t)$ is driven on a fast time-scale and an additional control Hamiltonian is introduced to suppress the diabatic transitions away from the desired subspace that may occur from varying $\hat{H}(t)$ too rapidly.

A different subset of the control literature has emphasized measurement- and/or dissipation-based quantum control. For example, methods of direct measurement-based feedback have been developed [13, 14, 15] and applied to numerous settings [16, 17, 18, 19, 20, 21, 22, 23], including state stabilization [24, 25]. Advances in measurement-based feedback necessarily draw on the substantial progress made in realizing continuous monitoring of quantum systems over the past few decades, both in the theoretical domain [26, 27, 28, 29] and in experiments [30, 31, 32, 33, 34]. Another more recent measurement-based approach

*plewalle@berkeley.edu

has made use of the well-known quantum Zeno effect [35] for control applications. The Zeno effect is well understood in the context of generalized measurements [36, 37, 38, 39, 40], and control via the Zeno effect may be broadly understood as a form of dissipation engineering [41]. Changing a measurement observable in time while continuously monitoring the outcomes has been shown to be a viable method for control [42] that shares some important features with adiabatic evolution [43, 44, 45, 46]. Furthermore, one can also use the Zeno effect to stabilize a subspace in a larger quantum system so as to implement useful quantum operations [37, 47, 48]. Experimentally-accessible examples of this strategy are increasingly being investigated today [49, 50, 51, 52, 53, 54, 55, 56, 57]. Other strategies for measurement-based control have also been considered [58].

In the current paper we develop a theoretical approach to quantum control that builds on the above literature, while combining and unifying select tools in a new way. Our focus will be on “Zeno dragging” in the spirit of the 2018 experiment by Hacothen-Gourgy, García-Pintos, Martin, Dressel, and Siddiqi [42]. Specifically, we focus on situations where a continuously-monitored (or dissipated) observable is slowly changed, in a manner that induces the quantum system to follow a measurement eigenstate along a desired trajectory with high probability. This Zeno dragging process may equivalently be described as a quasi-adiabatic change in the Liouvillian \mathcal{L} that is engineered to bind the quantum state to an element of the kernel of \mathcal{L} throughout the evolution with high probability [44, 45]. Our specific contributions here are i) an extension of counterdiabatic driving to the conditional diffusive evolution of quantum trajectories, ii) an extension of the optimal control protocol by Kokaew, Chotibut, and Chantasri [59] to incoherent (dissipative) control knobs, and iii) the development of a simple example of Zeno dragging in which the counterdiabatic driving solution and optimal control solution are equivalent.

We develop these ideas here with the following exposition. After a brief review of some necessary results from the theory of continuous quantum measurement in § 2, we then present our two distinct methodologies for quantum control by optimal Zeno dragging in § 3 and § 4. In § 3 we first develop the “Shortcut to Zeno dragging” (STZ) approach. This is formally similar to the now well-known shortcuts to adiabaticity (STA) [11]. Just as STA seeks to find a control unitary that suppresses diabatic transitions due to a rapidly changing base Hamiltonian, here we adapt the same machinery to the conditional quantum evolution under continuous monitoring and derive instead the STZ control unitary which suppresses failure of the Zeno pinning under finite-strength continuous measurement of a time-dependent observable. In § 4 we then develop an alternative approach that uses the stochastic action functional of Chantasri, Dressel, and Jordan [60] (CDJ) for Pontryagin-style optimization of the schedule on which a measurement observable is changed, drawing on the same framework as was recently applied to unitary controls by Kokaew, Chotibut, and Chantasri [59]. We refer to this as the “CDJ-Pontryagin (CDJ-P)” approach. In § 5 we then apply both the STZ and CDJ-P methods to a simple example of Zeno dragging a qubit, an illustrative example for which the two methods give equivalent solutions. We conclude in § 6 with a discussion and prognosis for applications and further work.

2 Diffusive Quantum Trajectories

We remind the reader here of some equations relevant to the conditional quantum dynamics accessed via continuous monitoring of a quantum system and introduce some notation that will be used throughout the next sections. For further reading about quantum trajectories at a general or introductory level, we recommend consulting the following texts [27, 28, 29] or pedagogical/review articles [61, 62, 63, 64, 65, 66, 67, 68, 69].

Consider a set of Kraus [70] operators $\{\hat{M}_{s,\ell}\}$ that describe the indirect monitoring of a quantum system via an auxiliary optical degree of freedom, over a short timestep Δt . A common example in experiments, which we will also consider below, is a qubit monitored via an optical mode.¹ Our Kraus operator set will depend on two output channels, the signal channel (s) and loss channel (ℓ), where we suppose that after interacting with the system of interest, our auxiliary / pointer degree of freedom has a probability η of going to our detector and becoming signal, and a probability $1 - \eta$ of instead being lost in transit.² Together, detection of these channels should form a complete set of measurement outcomes, in the sense that the Kraus operators should form elements of a positive operator valued measure (POVM)

$$\sum_{s,\ell} \hat{M}_{s,\ell}^\dagger \hat{M}_{s,\ell} = \hat{\mathbb{I}} \quad (1)$$

¹For example, longitudinal or dispersive coupling as described by Blais, Grimsmo, Girvin, and Wallraff [34], offer concrete systems grounded in circuit-QED experiments that fit this paradigm. It is then natural to consider the monitoring to be realized by homodyne detection, heterodyne detection, photodetection, or equivalent amplification circuits to obtain a readout signal.

²See e.g. [66, 68] for explicit examples detailing how the inefficiency may be modeled by a beamsplitter that diverts some optical signal away from a detector and into a lossy channel.

The Kraus operators may then be used to describe the partially-conditioned dynamics

$$\rho(t + \Delta t) = \frac{\sum_{\ell} \hat{\mathcal{M}}_{s,\ell}(r, \zeta) \rho(t) \hat{\mathcal{M}}_{s,\ell}^{\dagger}(r, \zeta)}{\sum_{\ell} \text{tr} \left(\hat{\mathcal{M}}_{s,\ell}(r, \zeta) \rho(t) \hat{\mathcal{M}}_{s,\ell}^{\dagger}(r, \zeta) \right)}, \quad (2)$$

Here r represents a continuous-valued measurement record/outcome obtained from detection of the signal channel s , while the sum over ℓ denotes an average over all lost information. In the event of perfectly efficient measurements ($\eta = 1$), the loss channel is never needed, and the state update above then describes a process in which pure states remain pure. On the other hand, state mixing will generically occur if $\eta < 1$, due to averaging over losses.

A time-continuous form of EQ. (2) may be derived by e.g., performing the trace over the loss channel in the Fock basis, such that to $\mathcal{O}(\Delta t)$ only the terms

$$\hat{\mathcal{M}}_{s,0} \approx \mathcal{N}_{\zeta} e^{-r^2 \Delta t/4} \left\{ \hat{1} + \hat{\mathcal{Z}} \Delta t + \mathcal{O}(\Delta t^2) \right\} \quad \text{with} \quad \hat{\mathcal{Z}} = \sqrt{\eta} r \hat{L} - \frac{1}{2} \left(\hat{L}^{\dagger} \hat{L} + \eta \hat{L}^2 \right), \quad (3a)$$

$$\hat{\mathcal{M}}_{s,1} \approx \mathcal{N}_{\zeta} e^{-r^2 \Delta t/4} \left\{ \sqrt{1-\eta} \sqrt{\Delta t} \hat{L} + \mathcal{O}(\Delta t^{3/2}) \right\}, \quad (3b)$$

survive (see, e.g., Refs. [27, 61, 69, 71] for more rigorous justification, and further comments below). Such an expansion then results in the continuous-time dynamics

$$\dot{\rho} = \mathcal{F}(\rho, r, \zeta) = \hat{\mathcal{Z}}(r, \zeta) \rho + \rho \hat{\mathcal{Z}}^{\dagger}(r, \zeta) + (1 - \eta) \hat{L}(\zeta) \rho \hat{L}^{\dagger}(\zeta) - \rho \text{tr} \left(\hat{\mathcal{Z}}(r, \zeta) \rho + \rho \hat{\mathcal{Z}}^{\dagger}(r, \zeta) + (1 - \eta) \hat{L}(\zeta) \rho \hat{L}^{\dagger}(\zeta) \right). \quad (4)$$

In the following, the dependence of \hat{L} , \hat{L}^{\dagger} and related operators on the control parameter ζ will not be explicitly shown until it is required again in § 4. We have set $\hbar = 1$ here and throughout this paper.

We shall associate the readout r in the signal port with the outcome of a homodyne measurement (quadrature basis outcome) of the auxiliary optics in the timestep of interest^{1,2} and have chosen units such that the readout may be expressed in the time-continuum limit as

$$r \Delta t \approx \sqrt{\eta} \text{tr} \left(\hat{L} \rho + \rho \hat{L}^{\dagger} \right) \Delta t + \Delta W = \sqrt{\eta} S \Delta t + \Delta W, \quad (5)$$

where S is the ideal expected signal, which is equal to

$$S = \text{tr} \left(\hat{L} \rho + \rho \hat{L}^{\dagger} \right) = \langle \hat{L} + \hat{L}^{\dagger} \rangle, \quad (6)$$

and ΔW is the mean zero, Gaussian-distributed, intrinsic measurement uncertainty or “noise” that has variance Δt [27, 28, 29]. The device readout $r \Delta t$ is thus a Gaussian stochastic variable of mean $\sqrt{\eta} S$ and variance Δt^{-1} , which is a sum of signal and noise, where the effect of inefficient (lossy) measurement is seen to be attenuation of the ideal average signal S relative to the measurement noise ΔW . Concrete examples have been developed using a similar style and conventions in, e.g., Refs. [66, 68, 72]. The “ostensible” probability distribution $\mathcal{N}_{\zeta} e^{-r^2 \Delta t/4}$ [27] may be eliminated from the dynamics in EQ. (2) or EQ. (4) because it appears on every term. We note that the definition of $\hat{\mathcal{Z}}$ in terms of \hat{L} used above is consistent with the Stratonovich³ SME (see e.g. [76]). Similar expansions suited to Itô calculus can also be found in the literature [69, 71, 77, 78, 79].

We now highlight two features that will be used in the subsequent analysis. The first is that we will emphasize the monitoring of a Hermitian observable ($\hat{L} = \hat{L}^{\dagger}$), and the second is that any analysis we perform using conditional quantum dynamics will rely on pure-state trajectories corresponding to the case of perfect measurement efficiency ($\eta = 1$).⁴ For $\hat{L} = \hat{L}^{\dagger}$ the time-continuous conditional dynamics read

$$\dot{\rho} = (1 - \eta) \hat{L} \rho \hat{L} + \sqrt{\eta} r \left(\hat{L} \rho + \rho \hat{L} \right) - \frac{\eta+1}{2} \left(\hat{L}^2 \rho + \rho \hat{L}^2 \right) - 2\rho \sqrt{\eta} r \text{tr} \left(\rho \hat{L} \right) + 2\eta \rho \text{tr} \left(\hat{L} \rho \hat{L} \right), \quad (7a)$$

and with our further assumption that $\eta = 1$, this reduces to

$$\dot{\rho} = r \left(\hat{L} \rho + \rho \hat{L} \right) - \hat{L}^2 \rho - \rho \hat{L}^2 - 2\rho \left(r \langle \hat{L} \rangle - \langle \hat{L}^2 \rangle \right). \quad (7b)$$

³For further reading on stochastic processes see e.g. [73, 74, 75].

⁴Initially pure states will remain pure under ideal continuous monitoring.

Substitution of EQ. (5) into EQ. (7a) or EQ. (7b) will result in Stratonovich equations of motion, rather than Itô equations, due to our use of regular calculus and in accordance with the Wong–Zakai theorem [80, 81, 82]. We also point out that substituting $\eta = 0$ instead of $\eta = 1$ into EQ. (7a) just reduces the dynamics to the usual Lindblad Master Equation (LME), i.e., to

$$\dot{\rho} = \hat{L}\rho\hat{L}^\dagger - \frac{1}{2}\hat{L}^\dagger\hat{L}\rho - \frac{1}{2}\rho\hat{L}^\dagger\hat{L}. \quad (7c)$$

This corresponds to the evolution averaged over many measurement realizations, or equivalently to dissipation without detection, and will be useful later for characterizing the average fidelity of our control processes. Note that unitary evolution $i[\rho, \hat{H}]$ may generically be added to any of EQ. (7).

The probability density to obtain the measurement outcome r in a given timestep is governed by

$$\mathcal{P}(r|\rho) = \text{tr} \left(\hat{\mathcal{M}}_{s,0}\rho(t) \hat{\mathcal{M}}_{s,0}^\dagger + \hat{\mathcal{M}}_{s,1}\rho(t) \hat{\mathcal{M}}_{s,1}^\dagger \right) \approx \mathcal{N} \text{tr} \left(\rho + \Delta t \left(\hat{\mathcal{Z}}\rho + \rho\hat{\mathcal{Z}}^\dagger + (1-\eta)\hat{L}\rho\hat{L}^\dagger - \frac{1}{2}r^2\rho \right) + \mathcal{O}(\Delta t^2) \right). \quad (8a)$$

Expansion of the log-probability density to $\mathcal{O}(\Delta t)$ gives

$$\log \mathcal{P}(r|\rho) = \log \mathcal{N} + \mathcal{G} \Delta t + \mathcal{O}(\Delta t^2) \quad \text{with} \quad \mathcal{G} = -\frac{1}{2} \left(r - \sqrt{\eta} S \right)^2 - \mathbf{g}, \quad (8b)$$

$$\text{and} \quad \mathbf{g}(\rho, \hat{L}(\zeta)) \equiv 2\eta \left(\langle \hat{L}^2 \rangle - \langle \hat{L} \rangle^2 \right) = \frac{\eta}{2} \text{var}(S) \quad \text{for} \quad \hat{L} = \hat{L}^\dagger. \quad (8c)$$

This defines a function \mathcal{G} that contains all of the features of the un-normalized probability density relevant to the time-continuum limit. Recall that for $\hat{L} = \hat{L}^\dagger$, the ideal expected signal S in EQ. (5) is $S = 2\langle \hat{L} \rangle$, so that the first term in \mathcal{G} summarizes the basic statistics expected of r mentioned above, namely that the readout is a Gaussian stochastic variable of mean $\sqrt{\eta}S$ and variance Δt^{-1} . The remaining term \mathbf{g} is r -independent: for $\hat{L} = \hat{L}^\dagger$ it takes the form EQ. (8c), where $\text{var}(S)$ denotes the variance in the signal,⁵ and we have highlighted the dependence of \hat{L} on ζ . The instantaneous measurement statistics \mathcal{G} remain unchanged in the event that unitary evolution is present alongside the measurement dynamics; unitary evolution will add a term $i[\rho, \hat{H}] \Delta t$ inside the trace on the RHS of EQ. (8a), which then immediately cancels out of the trace.

The function $\mathbf{g}(\rho, \hat{L})$ has elsewhere been interpreted as providing a measure of the rate of information acquisition due to continuously monitoring \hat{L} , or as a naturally-arising measure of distance from the eigenstates of \hat{L} , which vanishes at the Zeno points, i.e., at the eigenstates of \hat{L} [83, 84, 85]. In the current context, it is important to appreciate that this distance measure $\mathbf{g}(\rho, \hat{L})$ is now implicitly dependent on the control parameter ζ .

This summarizes the main aspects of continuous quantum monitoring that we will need going forward in this work. We now turn our attention to quantum control based on the Zeno Dragging demonstrated in [42]. Such a process goes as follows: the system is first initialized in an eigenstate of \hat{L} at the initial time. Incoherent control is then realized by varying the system measurement operator $\hat{L}(t)$ as time evolves. If this is changed slowly compared to the accompanying dissipation rate $\|\hat{L}(t)\|^2$, then the system state will be “Zeno dragged” with high probability along the trajectory imposed on the measurement eigenstate. This may be regarded as a special case of the adiabatic Liouvillian evolution described in [45]. The dynamics summarized in EQ. (7) may be used to model both individual realizations and ensemble averages of such a process. The ideally-realized Zeno dragging process would begin at the pure eigenstate of $\hat{L}(0)$, and then maintain purity throughout its evolution to terminate at the eigenstate of $\hat{L}(T)$ as t passes from $0 \rightarrow T$, not only in its individual realizations, but also on average (in the Lindbladian dynamics). Such an ideal process, that maintains perfect purity in the Lindblad dynamics by exactly following an instantaneous eigenstate of $\hat{L}(t)$ at all times, necessarily corresponds to the control becoming deterministic.

3 Shortcut to Zeno Dragging

The first of the two methods we develop to control such Zeno dragging is a “Shortcut To Zeno” (STZ). This is directly analogous to the counterdiabatic driving, often referred to as a shortcut to adiabaticity, that has been extensively used in adiabatic dynamics of closed quantum systems [11, 12]. Such methods have recently been considered in the context of Lindbladian evolution of open quantum systems [86, 87, 88, 89]. Here we show that such approaches may be further extended to control of the conditional evolution describing diffusive monitoring of a Hermitian observable.

⁵Note that the “variance in the signal” here is *not at all* the same as the variance in the noisy measurement records.

Let us add a control Hamiltonian \hat{H}_{STZ} to our ideal dynamics EQ. (7b), such that

$$\dot{\rho} = i[\rho, \hat{H}_{\text{STZ}}] + (r\hat{L} - \hat{L}^2)\rho + \rho(r\hat{L} - \hat{L}^2) + 2\rho(\text{tr}(\rho\hat{L}^2) - r\text{tr}(\rho\hat{L})) \quad (9a)$$

$$= i[\rho, \hat{H}_{\text{STZ}}] + \hat{\mathbf{Z}}\rho + \rho\hat{\mathbf{Z}} - 2\rho\text{tr}(\rho\hat{\mathbf{Z}}) \quad \text{for } \hat{\mathbf{Z}} = r\hat{L} - \hat{L}^2, \quad (9b)$$

where \hat{H}_{STZ} , $\hat{\mathbf{Z}}$, and \hat{L} are all assumed to be Hermitian. Our aim now is to find the \hat{H}_{STZ} that minimizes the probability of escape from the rotating Zeno pinning implemented by the measurement operator $\hat{\mathbf{Z}}(t)$ EQ. (3) that depends on a parameter ζ which has continuous and time-differentiable temporal dependence (i.e., ζ is not stochastic). To this end, we implement a change of frame on these dynamics, namely $\rho \equiv \hat{Q}^\dagger \rho \hat{Q}$, where the unitary transformation \hat{Q} will be chosen so as to diagonalize $\hat{\mathbf{Z}}$ (i.e., we define \hat{Q} such that $\hat{D}_3 = \hat{Q}^\dagger \hat{\mathbf{Z}} \hat{Q}$ where \hat{D}_3 is the diagonal matrix containing the real eigenvalues of $\hat{\mathbf{Z}}$). Transforming EQ. (9), we find that in this new frame that we shall refer to as the “Zeno frame”, the dynamics become

$$\dot{\rho} = \rho \{ \hat{Q}^\dagger \hat{Q} + i \hat{Q}^\dagger \hat{H}_{\text{STZ}} \hat{Q} + \hat{D}_3 \} + \{ \hat{Q}^\dagger \hat{Q} - i \hat{Q}^\dagger \hat{H}_{\text{STZ}} \hat{Q} + \hat{D}_3 \} \rho - 2\rho \text{tr}(\hat{D}_3 \rho). \quad (10)$$

Now if the dynamics of ρ in the Zeno frame are completely diagonal, then we have suppressed transitions out of the Zeno subspace (or target eigenstate) that we are interested in staying in. We then may think of this Zeno frame as directly analogous to an adiabatic frame. The condition of interest for successful Zeno dragging is therefore that we choose the control Hamiltonian \hat{H}_{STZ} such that

$$\hat{Q}^\dagger \hat{Q} - i \hat{Q}^\dagger \hat{H}_{\text{STZ}} \hat{Q} + \hat{D}_3 = \hat{\lambda}, \quad (11)$$

where $\hat{\lambda}$ can be any diagonal matrix.

Notice that $\hat{\mathbf{Z}}$ in EQ. (9) is quadratic in \hat{L} because of our choice of a Hermitian observable. (We note here that while we are working with a Stratonovich-like SME, this would still be true if we did a corresponding derivation compatible with the Itô SME). It follows that the unitary frame-change operator \hat{Q} diagonalizing \hat{L} also diagonalizes $\hat{\mathbf{Z}}$, i.e., for $\hat{D}_L = \hat{Q}^\dagger \hat{L} \hat{Q}$ we necessarily have $\hat{D}_3 = r\hat{D}_L - \hat{D}_L^2$, which is also diagonal. This makes finding \hat{Q} significantly easier in practice. Importantly, since the measurement observable \hat{L} does not itself depend on the measurement outcome r , we can then also see that for measurement of a single Hermitian observable neither the frame change \hat{Q} nor the STZ control Hamiltonian \hat{H}_{STZ} will depend on the readout r . Thus, for a single Zeno dragging channel, we necessarily have an open-loop control rather than a closed-loop feedback control.

With this in mind, we solve EQ. (11) to find

$$\hat{H}_{\text{STZ}} = i \hat{Q} \left(\hat{\lambda} - r \hat{D}_L + \hat{D}_L^2 \right) \hat{Q}^\dagger - i \hat{Q} \hat{Q}^\dagger = i \hat{Q} \hat{\lambda} \hat{Q}^\dagger - i r \hat{L} + i \hat{L}^2 - i \hat{Q} \hat{Q}^\dagger. \quad (12)$$

Parameterizing the unitary $\hat{Q} = e^{-i\hat{h}(t)}$ with some Hermitian $\hat{h}(t) = \hat{h}^\dagger(t)$ for all time, yields $\hat{Q}^\dagger = i\hat{h}e^{i\hat{h}}$, and $\hat{Q}\hat{Q}^\dagger = i\hat{h}$. The terms $-i r \hat{L} + i \hat{L}^2$ in EQ. (12) are anti-Hermitian and are therefore unphysical for our present purposes. However, since $\hat{\lambda}$ is a completely arbitrary diagonal matrix, we may simply choose $\hat{\lambda}$ to cancel these unwanted terms, to arrive at the explicit solution

$$\hat{H}_{\text{STZ}} = -i \hat{Q} \hat{Q}^\dagger = \hat{h}. \quad (13)$$

In short then, we may implement a STZ that supports a dissipative dragging operation by implementing a counterdiabatic unitary control that matches the rate at which we rotate our measurement eigenstates. This will be made clearer in § 5 with a single qubit example. Additional technical details are given in the Appendices.

4 CDJ–Pontryagin Optimal Zeno Dragging

We now re-consider the above Zeno dragging problem in an alternative framework. Here we will optimize the CDJ [60, 90] stochastic action, deriving controls for the measurement dynamics that are conditioned on the extremal-probability measurement records in a manner similar to that recently proposed by Kokaew, Chotibut, and Chantasri [59] for unitary control of open quantum system dynamics. One may regard this section as an application of their method to Zeno dragging.

4.1 Review of the CDJ Stochastic Path Integral

We first briefly summarize the main ideas needed to construct the Chantasri, Dressel, and Jordan [60] stochastic action. We begin with a Chapman–Kolmogorov equation that expresses the joint probability density to obtain a sequence of continuous-valued measurement outcomes together with the corresponding conditional state dynamics:

$$\begin{aligned} \mathcal{P}(\{\rho\}, \{r\}) &= \prod_{k=0}^{N-1} \mathcal{P}(\rho_{k+1} | \rho_k, r_k) \mathcal{P}(r_k | \rho_k) = \prod_{k=0}^{N-1} \delta \left(\rho_{k+1} - \frac{\sum_{\ell} \hat{\mathcal{M}}_{s,\ell} \rho_k \hat{\mathcal{M}}_{s,\ell}^{\dagger}}{\sum_{\ell} \text{tr}(\hat{\mathcal{M}}_{s,\ell} \rho_k \hat{\mathcal{M}}_{s,\ell}^{\dagger})} \right) \text{tr} \left(\sum_{\ell} \hat{\mathcal{M}}_{s,\ell} \rho_k \hat{\mathcal{M}}_{s,\ell}^{\dagger} \right) \\ &\approx \prod_{k=0}^{N-1} \delta(\rho_{k+1} - \rho_k - \Delta t \mathcal{F}(\rho_k, r_k, \zeta_k)) \mathcal{N}_{\zeta} \exp[\mathcal{G}(\rho_k, r_k, \zeta_k) \Delta t]. \end{aligned} \quad (14)$$

Using the notations of EQ. (2), EQ. (3), and EQ. (4), and using k to index the timestep, we then have a deterministic state update conditioned on the stochastic readout EQ. (5), which has the statistics described by EQ. (8). We have used EQ. (4) and EQ. (8) in moving from the first to the second line in EQ. (14), where the second line gives an approximation to $\mathcal{O}(\Delta t)$. Boundary terms may be added to the above expression as needed [60, 90], including e.g., the typical constraint to an initial state ρ_i as per $\delta(\rho_i - \rho_0)$. Any unitary evolution $i[\rho, \hat{H}]$ will appear in \mathcal{F} (from EQ. (4) or EQ. (7b)), but *not* in \mathcal{G} (from EQ. (8)).

It will be convenient to express the $d \times d$ density matrix ρ in terms of at most $d^2 - 1$ real coordinates \mathbf{q} . (Note that this is the density matrix in the laboratory frame, not in the Zeno frame.) We write the equation of motion in the \mathbf{q} coordinates as $\dot{\mathbf{q}} = \mathcal{F}(\mathbf{q}, r, \zeta) = \text{tr}(\dot{\rho} \sigma)$, where σ is the vector of generalized Gell–Mann matrices defining the \mathbf{q} coordinate system [91]. Taking the continuous-time limit, and using the Fourier definition of the δ -functions (which introduces the co-state variables Λ , conjugate to \mathbf{q}), one arrives at the stochastic path integral [60, 90]

$$\mathcal{P}(\{\rho\}, \{r\}) \xrightarrow[\lim_{\substack{dt \rightarrow 0 \\ N \rightarrow \infty}}]{} \mathcal{P}(\mathbf{q}(t), r(t)) = \int \mathcal{D}[\Lambda] e^{-\int dt (\Lambda \cdot \dot{\mathbf{q}} - \Lambda \cdot \mathcal{F} - \mathcal{G})} = \int \mathcal{D}[\Lambda] e^{-\mathcal{S}} \quad (15a)$$

$$\text{for } \mathcal{S} = \int_0^T dt \{ \Lambda \cdot \dot{\mathbf{q}} - \mathcal{H} \} \quad \& \quad \mathcal{H} = \Lambda \cdot \mathcal{F}(\mathbf{q}, r, \zeta) + \mathcal{G}(\mathbf{q}, r, \zeta). \quad (15b)$$

For a single measurement, the CDJ stochastic action \mathcal{S} is characterized by the stochastic Hamiltonian

$$\mathcal{H}(\mathbf{q}, \Lambda, r, \zeta) = \Lambda \cdot \mathcal{F}(\mathbf{q}, r, \zeta) - \frac{1}{2} [r - \sqrt{\gamma} S(\mathbf{q}, \zeta)]^2 - \mathbf{g}(\mathbf{q}, \zeta), \quad (16)$$

using the definition of \mathcal{G} from EQ. (8).

The action that we have derived above represents the trajectory probability density for the conditional quantum dynamics. As such, extremization of the action leads to extremal-probability paths (trajectories following the extremal-probability measurement record) [60, 92]. Specifically, we may use $\partial \mathcal{S} = 0$ to obtain the following equations of motion for these optimal-readout paths:

$$\dot{\mathbf{q}} = \frac{\partial \mathcal{H}}{\partial \Lambda}, \quad \dot{\Lambda} = -\frac{\partial \mathcal{H}}{\partial \mathbf{q}}, \quad \frac{\partial \mathcal{H}}{\partial r} = 0. \quad (17)$$

By then solving $\partial_r \mathcal{H} = 0$ for an optimal value of the readout $r^*(\mathbf{q}, \Lambda, \zeta)$, we essentially find the extremal-probability measurement record (subject to boundary conditions). The quantum trajectories conditioned on r^* are generated by $\mathcal{H}^*(\mathbf{q}, \Lambda, \zeta) = \mathcal{H}(\mathbf{q}, \Lambda, \zeta, r^*(\mathbf{q}, \Lambda, \zeta))$, using Hamilton's equations.

Extensive work has been done to investigate the dynamics of the optimal readout trajectories [60, 84, 90, 92, 93, 94, 95, 96]. Since the integrand in the stochastic path integral is Gaussian in r (recall the form of EQ. (8)), one may analytically marginalize r out of the stochastic path integral by integration; this turns out to leave exactly the same Hamiltonian \mathcal{H}^* as that obtained from the readout optimization above [60, 83, 84, 90]. If we write the corresponding Stratonovich equation of motion for the conditional dynamics EQ. (4) or EQ. (7) as

$$\dot{\mathbf{q}} = \mathcal{F}(\mathbf{q}, r, \zeta) = \mathbf{A}(\mathbf{q}, \zeta) + \mathbf{b}(\mathbf{q}, \zeta)(dW/dt) = \mathbf{A}(\mathbf{q}, \zeta) + \mathbf{b}(\mathbf{q}, \zeta)(r - \sqrt{\gamma} S(\mathbf{q}, \zeta)), \quad (18)$$

where \mathbf{A} is the Stratonovich drift vector (which includes any contribution from a unitary drive \hat{H}) and \mathbf{b} is the diffusion tensor, then the r -optimized CDJ stochastic Hamiltonian reads

$$\mathcal{H}^* = \mathbf{\Lambda} \cdot \mathcal{F}[\mathbf{q}, r^*(\mathbf{q}, \mathbf{\Lambda}), \zeta] - g(\mathbf{q}, \zeta) \quad (19a)$$

$$= \frac{1}{2} \mathbf{\Lambda}^\top \cdot \mathbf{B}(\mathbf{q}, \zeta) \cdot \mathbf{\Lambda} + \mathbf{\Lambda}^\top \cdot \mathbf{A}(\mathbf{q}, \zeta) - g(\mathbf{q}, \zeta), \quad (19b)$$

where \mathbf{B} denotes $\mathbf{b} \mathbf{b}^\top$ [83, 84]. This form is quite general, and holds for arbitrary measurement efficiency $\eta > 0$, as well as in the event that there are multiple channels that are monitored simultaneously. In the latter case \mathbf{b} is a tensor rather than simply a column vector.

More recently, joint optimization over the readout r and unitary control parameters $\mathbf{\Omega}$ has been performed to find optimal control solutions $\mathbf{\Omega}^*(t)$ based on the optimal readouts [59]. That work by Kokaew et. al demonstrated the utility of the CDJ stochastic path integral, and its r -optimal paths in particular, for finding optimal control solutions. Below, we will employ the same conceptual framework, but apply it now to the optimal control of Zeno dragging. We shall show that the CDJ stochastic action is exceptionally well-suited to deriving optimal Zeno-based controls.

4.2 General Zeno Dragging Optimization: CDJ-Pontryagin optimization

We consider the following Zeno dragging scenario. Suppose that we have a single measurement characterized by $\hat{L}(\zeta) = \hat{L}^\dagger(\zeta)$, where the control function $\zeta(t)$ specifies a fixed (open-loop) schedule over which \hat{L} is varied, i.e., ζ specifies how the measurement eigenspace that is used for the Zeno dragging is varied in time. $\zeta(t)$ is assumed continuous and time-differentiable. A unitary drive \hat{H} can optionally be included in the dynamics. For the purposes of CDJ-Pontryagin (CDJ-P) optimization, we may apply the general form of the readout-optimized CDJ Hamiltonian EQ. (19) to the Zeno dragging scenario. This Hamiltonian is already in a form suitable for Pontryagin optimization, since we have Lagrange multipliers $\mathbf{\Lambda}$ that constrain us to dynamics \mathcal{F}^* (here the conditional dynamics following the extremal-probability readout r^*), with the remaining term $g(\mathbf{q}, \zeta)$ acting essentially as a cost function for the optimization.

It turns out that $g(\mathbf{q}, \zeta) = \frac{1}{2} \text{var}(S)$ EQ. (8c) is an ideal cost function for Zeno dragging optimization, for the following reasons: First, it is non-negative everywhere by virtue of being a variance, and second, it only has roots at the eigenstates of $\hat{L}(\zeta)$, i.e. at the Zeno points. Therefore, optimization with $g(\mathbf{q}, \zeta)$ as a cost function implies that we search for the function $\zeta^*(t)$ that minimizes g over the entire evolution. Now minimizing g means keeping the system as close as possible to a measurement eigenstate throughout the evolution, which is exactly what is accomplished by successful Zeno dragging.

Implementing the Pontryagin optimization $\delta \mathcal{S} = 0$ with ζ as the control to be optimized then leads to

$$\dot{\mathbf{q}} = \frac{\partial \mathcal{H}^*}{\partial \mathbf{\Lambda}}, \quad \dot{\mathbf{\Lambda}} = -\frac{\partial \mathcal{H}^*}{\partial \mathbf{q}}, \quad \frac{\partial \mathcal{H}^*}{\partial \zeta} = 0 \quad \rightarrow \quad \partial_\zeta g = \mathbf{\Lambda}^\top \cdot (\partial_\zeta \mathcal{F}^*) = \frac{1}{2} \mathbf{\Lambda}^\top \cdot (\partial_\zeta \mathbf{B}) \cdot \mathbf{\Lambda} + \mathbf{\Lambda}^\top \cdot (\partial_\zeta \mathbf{A}), \quad (20)$$

where the last expression is the optimality condition that ζ^* must satisfy at all times. One may think of EQ. (20) as an application of Pontryagin's principle, where the measurement schedule $\zeta(t)$ is the control function to be optimized, and the action \mathcal{S} has been constructed from the CDJ action with the dynamics constrained to its r -optimal paths.

We make a brief digression here to remark on the contrast between the STZ approach of § 3 and the CDJ-P approach of § 4.2. First, note that of these two, only the CDJ-P method explicitly seeks *optimal* control; counterdiabatic controls do not generally come with any kind of cost function or optimality guarantees attached. Second, these two methods approach the Zeno dragging protocol from complementary viewpoints. In deriving the STZ, we first provide a measurement and then search for a unitary control satisfying some specific properties (namely, suppression of diabatic transitions in the Zeno frame). In the CDJ-P approach, we first specify any unitary that may be part of the system dynamics, and then perform an optimization of the measurement axis within the context of those dynamics. These qualitative differences suggest that quite different solutions might be found when using the two approaches. However, in § 5 we shall show that for at least one example the two approaches yield equivalent solutions.

5 Example: Zeno Dragging a Qubit

To demonstrate the methods presented above, we will now consider the example of Zeno dragging a single qubit, similar to what was experimentally demonstrated by Hacohen-Gourgy, García-Pintos, Martin, Dressel, and Siddiqi [42]. For continuity

with the presentation of the previous sections, in § 5.1 we first continue our CDJ–P analysis in the context of this example, and then in § 5.2 we demonstrate the application of our STZ method in the same context. In § 5.3 we consider the special case of Zeno dragging without unitary assistance. The average fidelity and other indicators of the performance of the optimal protocol derived in the preceding sections are detailed in § 5.4.

5.1 CDJ–P Zeno Dragging for a Qubit

Let us suppose that we can monitor any qubit observable in the xz –Bloch plane. The Kraus operator

$$\hat{\mathcal{M}}_r^{(\zeta)} = \left(\frac{\Delta t}{2\pi} \right)^{\frac{1}{4}} \exp \left[-\Gamma \Delta t - \frac{r^2 \Delta t}{4} \right] \left\{ \cosh \left[r \Delta t \sqrt{\Gamma} \right] \hat{\mathbb{I}} + \sinh \left[r \Delta t \sqrt{\Gamma} \right] (\hat{\sigma}_z \cos \zeta + \hat{\sigma}_x \sin \zeta) \right\} \quad (21)$$

is appropriate for this [96]. The measurement strength is given by the characteristic collapse time τ , or alternatively as the corresponding rate $\Gamma = 1/4\tau$. The Kraus operator EQ. (21) may be expanded following the methods of § 2, leading to the equivalent Lindblad operator $\hat{L} = \sqrt{\Gamma} (\hat{\sigma}_x \sin \zeta + \hat{\sigma}_z \cos \zeta)$. See Appendix A for a more general recipe for constructing \hat{L} in similar settings.

The time–continuous conditional dynamics based on this single-qubit Kraus operator (with $\eta = 1$ and $\gamma = 0$) and in the presence of a unitary drive $\hat{H} = \frac{1}{2} \Omega \hat{\sigma}_y$ may be expressed as

$$\mathcal{F} = \begin{pmatrix} \dot{x} \\ \dot{z} \end{pmatrix} = \begin{pmatrix} z \Omega - 2 r \sqrt{\Gamma} [(x^2 - 1) \sin \zeta + x z \cos \zeta] \\ -x \Omega - 2 r \sqrt{\Gamma} [(z^2 - 1) \cos \zeta + x z \sin \zeta] \end{pmatrix}. \quad (22a)$$

The readout statistics may be characterized by $\mathcal{G} = -\frac{1}{2} (r - S)^2 - g$, with

$$S = 2\sqrt{\Gamma} (x \sin \zeta + z \cos \zeta), \quad g = 2\Gamma \{1 - (x \sin \zeta + z \cos \zeta)^2\}. \quad (22b)$$

Based on these expressions, we can immediately construct the CDJ stochastic Hamiltonian \mathcal{H} in Cartesian Bloch coordinates $\mathbf{q} = (x, z)^\top$ as

$$\mathcal{H}_\zeta = \Lambda_x \mathcal{F}_x + \Lambda_z \mathcal{F}_z + \mathcal{G}. \quad (23)$$

Recall from the preceding section that $g(\mathbf{q})$ will play the role of a cost function in our optimization procedure. Fig. 1 shows a visual representation of the specific $g(\mathbf{q})$ in EQ. (22b), that underlies the calculations described below.

Two further manipulations are helpful as we move towards an analytic solution to this problem:

1. We convert \mathcal{H}_ζ to polar coordinates in the xz –Bloch plane. This can be accomplished via a canonical transformation [6, 66]:

$$\begin{aligned} x &\rightarrow R \sin \theta, & z &\rightarrow R \cos \theta, \\ \Lambda_x &\rightarrow \Lambda_R \sin \theta + \Lambda_\theta \cos \theta / R, & \Lambda_z &\rightarrow \Lambda_R \cos \theta - \Lambda_\theta \sin \theta / R. \end{aligned} \quad (24)$$

2. We observe that $\dot{R} = 0$ for $R = 1$, i.e., pure states remain pure since our dynamics are conditioned on complete measurement information ($\eta = 1$). We can consequently set $R = 1$, which also decouples Λ_R from the dynamics.

Implementing this coordinate change, eliminating the radial coordinate, and optimizing or marginalizing away the readout r (recall the process leading from EQ. (16) to EQ. (19)), transforms the CDJ stochastic Hamiltonian to

$$\mathcal{H}_\zeta^* = 2\Gamma (\Lambda_\theta^2 - 1) \sin^2(\zeta - \theta) + \Lambda_\theta [2\Gamma \sin(2\zeta - 2\theta) + \Omega]. \quad (25)$$

In the notation of EQS. (19,20), we here have $g(\theta, \zeta) = 2\Gamma \sin^2(\zeta - \theta) = \frac{1}{2} B(\theta, \zeta)$ and $A = 2\Gamma \sin(2\zeta - 2\theta) + \Omega$, where A and $B = b^2$ are all scalar functions instead of vectors or tensors, because we have reduced the problem to a single coordinate and a single noise source. The fact that the cost function $g(\theta, \zeta)$ and diffusion coefficient $b(\theta, \zeta)$ vanish at the Zeno points $\bar{\theta}_0 = \zeta$ and $\bar{\theta}_\pi = \zeta + \pi$ is central to the functioning of the Zeno dragging control we analyze here. We denote $\bar{\theta}_0$ as the target eigenstate, while escape to the “wrong” $\bar{\theta}_\pi$ eigenstate implies failure of the control. These two options are the only roots (minima) of $g(\theta, \zeta)$ in this one qubit scenario, and are the instantaneous attractors of the conditional dynamics.

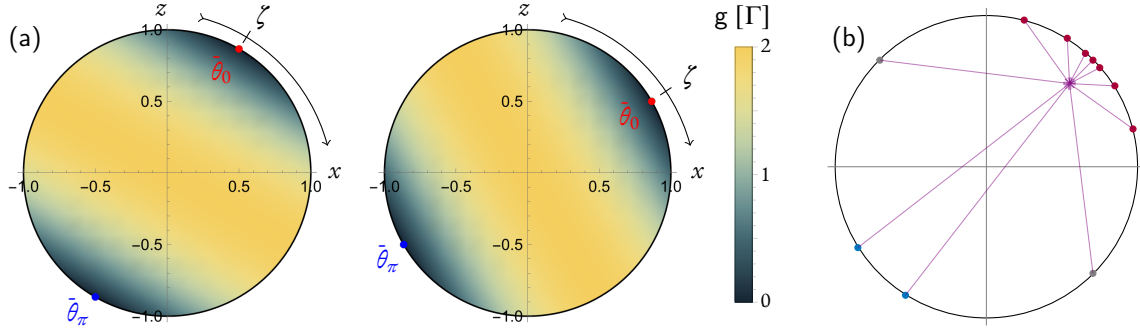


Figure 1: (a) Density plots of $g(\mathbf{q})$ in the xz Bloch plane for two different values of ζ , in our single qubit example. Color denotes g in units of Γ . Recall that the function g (EQ. (8c) in general, and EQ. (22b) in the current example) plays the role of a cost function for our CDJ-P Zeno dragging optimization. Panel (b) offers a qualitative illustration of how diffusion of the conditional state in different measurement realizations (which is always taken to be pure in this example, i.e., radius $R = 1$) leads on average to loss of purity (reduced R). Specifically, some runs that remained closer to $\hat{\theta}_0$ (red), some that escaped towards $\hat{\theta}_\pi$ (blue), and some others in transition (grey), are shown averaging to the mixed purple state. A perfect control scheme, either using STZ or in the adiabatic limit, prevents any diffusion and follows the root of $g(\mathbf{q})$ exactly for all time, and thereby both retains purity, even on average, and becomes deterministic evolution.

We are then in a position to find the optimal measurement axis control ζ^\star by solving $\partial_\zeta \mathcal{H}^\star = 0$. This reveals that

$$\zeta^\star = \theta + \frac{1}{2} \arctan \left(\frac{2 \Lambda_\theta}{1 - \Lambda_\theta^2} \right) = \theta + \arctan(\Lambda_\theta), \quad (26)$$

where the first and second forms of ζ^\star are equivalent up to piecewise additions of integer multiples of $\pi/2$. Inserting this solution into the stochastic Hamiltonian gives us the generator of the optimized dynamics as

$$\mathcal{H}_{\zeta^\star}^\star = 2\Gamma \Lambda_\theta^2 + \Lambda_\theta \Omega. \quad (27)$$

Since EQ. (27) is independent of θ , we may immediately understand that Λ_θ is conserved in the optimized dynamics, with state dynamics that are linear in time. In particular, applying $\partial_{\Lambda_\theta} \mathcal{H}_{\zeta^\star}^\star|_{\Lambda_\theta^\star} = \dot{\theta}^\star = 4\Gamma \Lambda_\theta^\star + \Omega$ (recall EQ. (20)), with Λ_θ^\star a constant of motion due to $\partial_\theta \mathcal{H}_{\zeta^\star}^\star = 0$, leads to

$$\theta(t) = \theta_i + (\Omega + 4\Gamma \Lambda_\theta^\star)t = \theta_i + (\theta_f - \theta_i) \frac{t}{T}. \quad (28a)$$

This implicitly includes the optimal co-state

$$\Lambda_\theta^\star = \frac{\theta_f - \theta_i}{4\Gamma T} - \frac{\Omega}{4\Gamma}, \quad (28b)$$

which maps the boundary value problem in the state θ_i and θ_f to an initial value problem in the co-state Λ_θ . Collecting these expressions into EQ. (26), we then have the schedule

$$\zeta^\star = \theta_i + (\theta_f - \theta_i) \frac{t}{T} + \arctan \left(\frac{\theta_f - \theta_i}{4\Gamma T} - \frac{\Omega}{4\Gamma} \right). \quad (29)$$

We now remark that global optima of the action \mathcal{S} are given either by $\mathcal{H} = 0$ or the path with $\Lambda_\theta = 0$ at the final time [94, 97].⁶ Setting EQ. (27) to zero is equivalent to setting $\Lambda_\theta^\star = 0$, such that here these two optimal conditions coincide. Solving

⁶Specifically, the optimized dynamics with $\mathcal{H}^\star = 0$ identify the particular solution that traverses the distance between boundary states $\theta_i \rightarrow \theta_f$ in the optimal time. Because $\partial_{\mathbf{q}_f} \mathcal{S} = \Lambda_f$, the dynamics terminating at $\Lambda_f = 0$ are by contrast the dynamics leading to the action-extremal final state θ_f given θ_i and the evolution time T . See the cited references [94, 97] for further justification and discussion. Since these extrema are the same in the present instance, we will not interrogate these subtleties further here.

EQ. (28b) = 0 in the presence of a finite unitary drive $\Omega \neq 0$ (see § 5.3 for the optimal solution in the absence of a unitary drive, i.e., $\Omega = 0$) then gives us

$$\Omega^* = \frac{\theta_f - \theta_i}{T} = \dot{\theta}^* = \dot{\zeta}^*. \quad (30)$$

This optimal schedule solution illustrates two useful results: i) The optimal schedule for the single qubit measurement axis $\zeta^*(t)$ in this simplest example of Zeno dragging is linear in time (in the angular θ coordinates within the xz plane), and ii) the best solution for Zeno dragging assisted by a *unitary drive* has the unitary matched exactly with the linear schedule of the measurement, $\Omega = \dot{\zeta}^*$.

5.2 STZ Dragging for a Qubit

Here we compare the CDJ-P optimal solution for drive-assisted Zeno dragging with that obtained from the STZ method that we derived in § 3. Application of the STZ process to the single qubit example requires diagonalization of $\hat{\mathbf{Z}}$ which is accomplished by the time-dependent Zeno frame transformation

$$\hat{Q} = \begin{pmatrix} \cos\left(\frac{\zeta(t)}{2}\right) & -\sin\left(\frac{\zeta(t)}{2}\right) \\ \sin\left(\frac{\zeta(t)}{2}\right) & \cos\left(\frac{\zeta(t)}{2}\right) \end{pmatrix}, \quad \text{to yield} \quad \hat{D}_3 = \hat{Q}^\dagger \hat{\mathbf{Z}} \hat{Q} = \begin{pmatrix} -\Gamma + \sqrt{\Gamma} r & 0 \\ 0 & -\Gamma - \sqrt{\Gamma} r \end{pmatrix}. \quad (31)$$

Having determined the Zeno frame transformation \hat{Q} , it is then straightforward to apply EQ. (11) and EQ. (13) to find

$$\dot{Q}^\dagger \hat{Q} + \hat{D}_3 - i \hat{Q}^\dagger \hat{H}_{\text{STZ}} \hat{Q} = \frac{1}{2} \begin{pmatrix} -2(\Gamma - \sqrt{\Gamma} r) & \dot{\zeta} - \Omega \\ \Omega - \dot{\zeta} & -2(\Gamma + \sqrt{\Gamma} r) \end{pmatrix}. \quad (32)$$

This suggests that $\hat{H}_{\text{STZ}} = \frac{1}{2} \Omega \hat{\sigma}_y$, with the choice

$$\dot{\zeta} = \Omega, \quad (33)$$

will diagonalize the dynamics in the Zeno frame. The condition EQ. (33) is furthermore identical to the optimal schedule solution from the CDJ-P approach in EQ. (30).

We have thereby confirmed that our STZ and CDJ-P optimal solutions for the time-dependence of the measurement axis, EQ. (33) and EQ. (30) are identical and that both of these rates are equal to the magnitude of the unitary drive. Both of these control approaches were analytically tractable for this simple example. We remark that the STZ approach was perhaps simpler to implement (and should be expected to scale to larger problems more easily), but that when tractable the CDJ-P approach has the considerable benefit of explicitly providing optimality guarantees with the schedule $\zeta^*(t)$, rather than merely giving the condition that the driving frequency Ω should match the rate of change of the measurement axis rotation (or vice versa).

5.3 Optimal Zeno Dragging without Unitary Assistance

For comparison, we briefly analyze here how the CDJ-P optimal solution changes when the unitary drive $\Omega = 0$, i.e., we look at optimal Zeno dragging alone without the possibility of any unitary assistance or a “shortcut” to staying in the Zeno subspace.

In the special case $\Omega = 0$, EQ. (26) remains correct, i.e.

$$\partial_{\zeta} \mathcal{H}_{\zeta}^* = 0 \quad \rightarrow \quad \zeta^* = \theta + \arctan \Lambda_{\theta}, \quad (34)$$

with the remaining equations from EQ. (25) through EQ. (28a) also remaining correct upon setting $\Omega = 0$. Specifically, EQ. (27) becomes $\mathcal{H}_{\zeta^*}^* = 2\Gamma \Lambda_{\theta}^2$ such that $\Omega = 0$ may be implemented directly into EQ. (28) to obtain $\theta(t) = \theta_i + 4\Gamma \Lambda_{\theta}^* t$ with $\Lambda_{\theta}^* = (\theta_f - \theta_i)/(4\Gamma T)$. Thus, in the absence of any unitary shortcut or control, the best measurement schedule that one can implement for finite-time Zeno dragging is

$$\zeta^*(t) = \theta_i + (\theta_f - \theta_i) \frac{t}{T} + \arctan \frac{\theta_f - \theta_i}{4\Gamma T}, \quad (35)$$

which is a special case of EQ. (29). Interestingly, this implies that one should *not* set the measurement axis exactly on the expected instantaneous state, but that one should rather set it *ahead* of that expected Bloch angle θ by the factor $\arctan \Lambda_{\theta}^*$.

This forward lead in the Zeno dragging gets larger when attempting to do the process quickly ($\Gamma T \sim 1$), but shrinks in the adiabatic limit $\Gamma T \gg 1$ where the Zeno dragging process performs well without any unitary assistance. We note that in the experiment most closely related to our present formulation of the problem, it is clear that the main cluster of conditional states lags behind the measurement axis by a small amount [42]; our optimal control solution here appears to explicitly compensate for this effect. Since the Hamiltonian generator of the optimal dynamics reduces to $\mathcal{H}_{\zeta^*}^* = \mathcal{H}_{\zeta^*}^*(\zeta = \zeta^*) = 2\Gamma\Lambda_{\theta}^2$ for $\Omega = 0$, the globally optimal solution (corresponding equivalently to $\mathcal{H}_{\zeta^*}^* = 0$ or $\Lambda_{\theta}^*(T) = 0$, as above), is then given by $\Lambda_{\theta}^* = (\theta_f - \theta_i)/(4\Gamma T) = 0$. This shows that optimal Zeno dragging with measurement alone is obtained only in the limit $\Gamma T \rightarrow \infty$ that minimizes Λ_{θ}^* , i.e., by rotating ζ as slowly as possible from θ_i to θ_f . This makes physical sense: our solution EQ. (35) encourages us to work in the adiabatic limit for Zeno dragging, while our equivalent solutions EQ. (30) and EQ. (33) point us towards the possibility of a faster operation via cooperative unitary and dissipative evolution.

5.4 Evaluating the Performance of our Single–Qubit Optimal Solutions

A successful Zeno dragging process will result in high–purity quantum trajectories that closely follow a measurement eigenstate throughout the time evolution of the system. The LME EQ. (7c) describes the average evolution over an ensemble of quantum trajectories (recall also that this emerges from EQ. (7a) in the special case where the measurement outcomes are not collected, i.e., for zero measurement efficiency, $\eta = 0$). As such, we may use the LME to characterize the average effectiveness of our various Zeno dragging solutions; both the purity of the LME solutions and their fidelity to the desired evolution quantify the degree to which a Zeno dragging process (characterized by a choice of $\zeta(t)$ and Γ) will be effective on average.

It is generically possible to solve the Lindblad equation quasi-analytically via diagonalization of the Liouvillian if none of the unitary drives or dissipators are time–dependent [98]. See Appendix B for details pertinent to our present example. We further show there that when the schedule on which the dissipator in EQ. (7c) varies is linear in time (i.e., \dot{h} is a constant, as is the case for our optimal schedule EQ. (29)), then the time dependence of the dissipator is eliminated by transforming to the Zeno frame, so that the diagonalization approach may be applied in that frame. We may then use such a solution to compute the average fidelity of a Zeno dragging operation. In particular, if $|\psi_f\rangle$ is the target final state and $\rho(T)$ is the final average state at the end of a Zeno dragging operation, then the general mixed state fidelity [99]

$$\mathcal{F} = \text{tr} \left(\sqrt{\sqrt{|\psi_f\rangle\langle\psi_f|} \rho(T) \sqrt{|\psi_f\rangle\langle\psi_f|}} \right)^2 \quad (36a)$$

may be used. For a qubit restricted to the xz –Bloch plane, as in the example above, this reduces to

$$\mathcal{F} = \frac{1}{2} \left(1 + x(T) \sin \theta_f + z(T) \cos \theta_f \right), \quad (36b)$$

where θ_f is the target angle, and $x(T)$ and $z(T)$ are the Bloch coordinate representation of the solution to the Lindblad dynamics. This fidelity can be evaluated using the solutions from Appendix B, and is plotted in Fig. 2 for a Zeno dragging operation that performs a bit-flip $|g\rangle \rightarrow |e\rangle$ using the optimal schedule EQ. (29). Two important and expected features appear in Fig. 2. First, we confirm that the solution EQ. (30) is globally optimal, allowing a perfect average fidelity to be achieved for all values of dragging time T . Second, we see how this solution converges towards the un-assisted Zeno dragging of § 5.3 for long dragging times.

Fig. 3 shows now the dynamics for Zeno dragging of a qubit from the $+x$ eigenstate to the $+z$ eigenstate over a finite time interval T . Specifically, here we show the average state evolution for CDJ–P optimal Zeno dragging that is designed to generate the target dynamics $\theta(t) = (\pi/2T)(T - t)$. We compare different measurement strengths, as well as solutions with and without the unitary STZ. We see once again that working in the adiabatic regime $\Gamma T \gg 1$ can generate a high dragging fidelity even for $\Omega = 0$, i.e., for Zeno dragging without supporting unitary controls, while for smaller values of ΓT the quality of the Zeno dragging control degrades. Here the solutions are increasingly impure as diabatic effects become more important at smaller T and/or smaller Γ values, but the target dynamics are nevertheless still recovered when the STZ protocol is implemented. All of these features are expected, given that adiabatic dynamics and that our STZ is designed to accelerate those dynamics in a similar manner to the shortcuts to adiabaticity of the more standard all–unitary dynamical situation [11].

Fig. 4 shows some representative individual trajectories together with the ensemble average. It is evident that these plots are consistent with the conclusions above. We additionally note that the main cluster of trajectories follows the intended dynamics more closely than does the average dynamics. This is because the average dynamics include large fluctuations involving

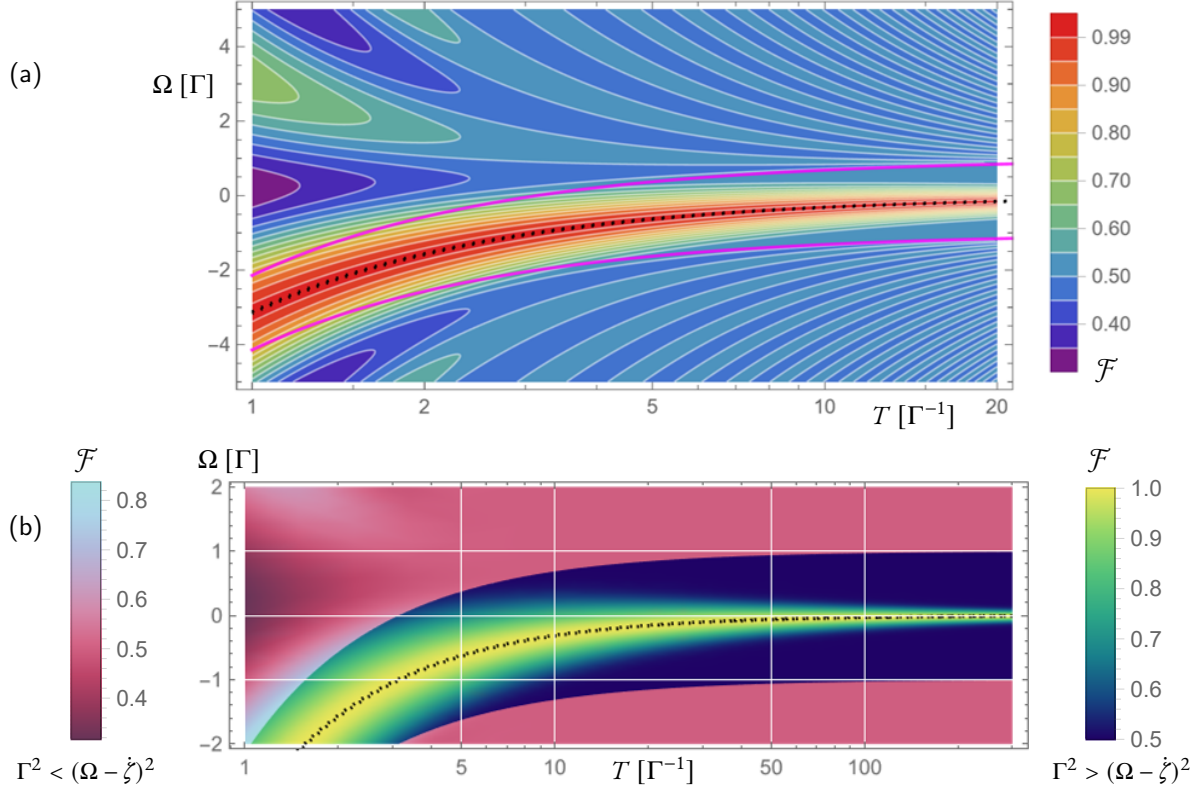


Figure 2: Average fidelity, \mathcal{F} EQ. (36), for the Zeno dragging protocol that performs a bit-flip $|g\rangle \rightarrow |e\rangle$ using the CDJ-P optimal schedule EQ. (29), with boundary conditions $\theta_f = 0$ and $\theta_i = \pi$. Both panels show the Rabi rate Ω of the unitary drive (in units of the measurement strength Γ) on the y -axis, and the total dragging time T (in units Γ^{-1}) on the x -axis. The globally optimal CDJ-P/STZ solution EQ. (30) is marked with a dotted black line in both panels. Panel (a): contour plot for a relatively short range of dragging times T and a large range of rotation rates Ω . The magenta lines denote the crossover point $\Gamma^2 = (\Omega - \dot{\zeta})^2$ between oscillatory Lindblad solutions ($\Gamma^2 < (\Omega - \dot{\zeta})^2$), and decaying solutions ($\Gamma^2 > (\Omega - \dot{\zeta})^2$). Our protocol is intended for the regime of decaying solutions, i.e., where the Zeno effect stabilizes our target trajectory. The globally optimal CDJ-P/STZ solution (dotted black line) sits at the center of this damped regime. The low-purity oscillations of the oscillatory Lindblad regime are clearly visible outside the magenta curves. Panel (b): density plot illustrating the same dynamics, with an extended x -axis that goes deeper into the adiabatic regime where Zeno dragging works increasingly well without unitary assistance. In this panel a red-hued colorbar is employed for the oscillatory regime, and a green-hued colorbar for the damped regime. The STZ solution (dotted black line) clearly converges towards the unitary drive amplitude $\Omega \rightarrow 0$ in the long-time limit, corresponding to the adiabatic limit where perfect Zeno dragging fidelity can be achieved deterministically without unitary assistance. Both panels were obtained by numerical evaluation of the quasi-analytic solutions for the averaged dynamics presented in Appendix B.

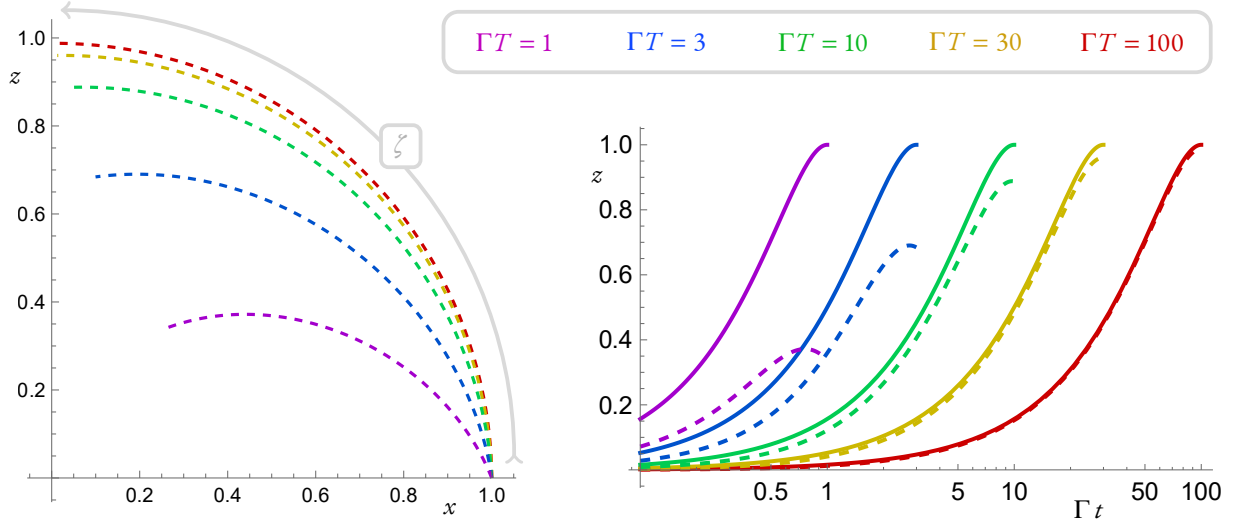


Figure 3: Lindblad dynamics for a Zeno dragging process on a single qubit that pulls the initial $x = +1$ eigenstate at $t = 0$ to the $z = +1$ eigenstate at $t = T$, are evaluated using the optimal linear schedule ζ^* EQ. (29) and plotted as paths in the xz Bloch plane (left panel), and as the time-dependent $z(t)$ (right panel). Dashed lines show the solutions with $\Omega = 0$, i.e., Zeno dragging alone, with no corrective unitary control. Solid lines (right panel only) show the CDJ-P optimal solutions with the STZ drive $\Omega = \zeta$ added to the scheme, revealing effectively perfect solutions from the optimal condition matching the rate of change of the measurement axis and the unitary drive, provided that the measurement axis rotation $\zeta(t)$ and unitary Ω are both implemented perfectly. Comparing the STZ and measurement-only traces, we see how the matched measurement and unitary overcome the adiabatic-like timescale issue inherent in Zeno dragging alone, allowing us to now reproduce the good Zeno dragging dynamics, i.e., those normally accessible only for $\Gamma T \gg 1$, at arbitrarily faster timescales.

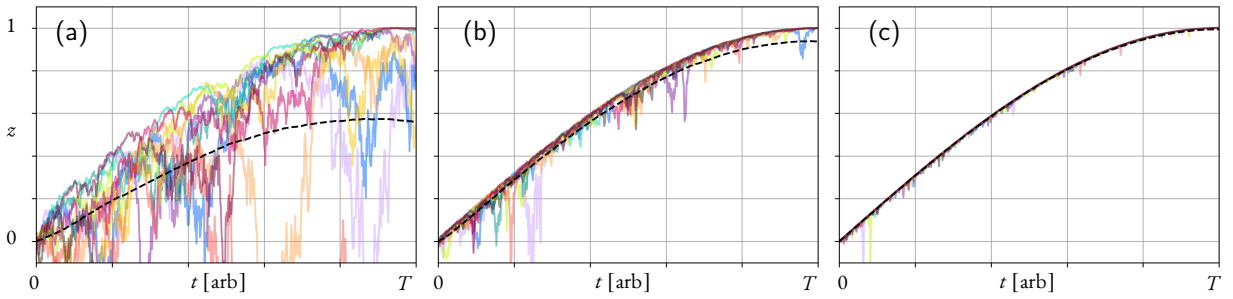


Figure 4: Individual stochastic quantum trajectories for Zeno dragging a single qubit from $\frac{1}{\sqrt{2}}|e\rangle + \frac{1}{\sqrt{2}}|g\rangle$ to $|e\rangle$, using the pre-computed linear in θ schedule EQ. (35). These are computed with a fixed dragging time T (arbitrary units), but with differing measurement strengths Γ . Specifically we use values $\Gamma T = 2$ (a), $\Gamma T = 20$ (b), and $\Gamma T = 200$ (c). The average of an ensemble of 5000 trajectories is shown in dashed black, together with a dozen individual trajectories within that ensemble (various colors). The distance of each trajectory from $z_f = 1$ at the final time T is a good indicator of the overall error. As expected, the protocol is more robust for large values of ΓT . Interestingly, we also note that for individually weak measurements (we use $\Delta t = 0.001 [T]$ throughout), errors/fluctuations at shorter times are often corrected by subsequent measurements.

escape of the system to the “wrong” measurement eigenstate. As noted in Kokaew, Chotibut, and Chantasri [59], part of the motivation for using the CDJ r -optimal paths to derive optimal controls instead of the LME solutions is precisely this clustering behavior in the conditional dynamics. Furthermore, it is apparent from Fig. 4 that in the limit of weak continuous measurements (individual detector integration intervals $\Delta t \ll \Gamma^{-1}$), many trajectories that go off course at short times actually correct themselves at longer times. This is because measurement fluctuations away from the target eigenspace are small enough to not constitute a complete “collapse” to the “wrong” eigenstate, so that subsequent weak measurements may still correct those fluctuations with high probability.

6 Discussion and Outlook

In this work we have put forward two methodologies related to unitary enhancement of Zeno dragging dynamics of quantum systems. First, we have shown that a “Shortcut to Zeno” (STZ) may be derived in the same spirit as all-unitary shortcuts to adiabaticity [11]. Second, we have demonstrated that the CDJ stochastic path integral [60, 90] offers a pathway towards performing a Pontryagin-style optimization of this kind of measurement-based controller. We applied both methods to the example of a single qubit [42], and found that they generate identical optimal solutions, revealing that a monitored unitary offers ideal performance in which one finds unit-probability success for a Zeno operation that provides dissipative stabilization against errors.

6.1 Discussion

We may state an informal definition of Zeno dragging, based on the situations considered in this work, as follows. We conjecture that Zeno dragging is a viable approach to driving a quantum system from some initial $|\psi_i\rangle$ to a final $|\psi_f\rangle$, if and only if there exists a parameter(s) ζ controlling the choice of measurement such that i) a continuous sweep in ζ is possible, and ii) that this generates a continuous deformation of a local minimum of $g(\rho, \zeta)$ which traces a path from $|\psi_i\rangle$ to $|\psi_f\rangle$. In the Zeno frame, any such local minimum would be rendered stationary. For single-measurement situations this condition is clearly met, since by performing a rotation of the measurement axis we necessarily control the trajectory of a root of $g(\rho, \zeta)$. However, we further expect the concept of Zeno dragging as a whole to extend in principle to more general situations that preserve the stated condition on $g(\rho, \zeta)$. See Appendix A for further discussion.

Fig. 1 presents the simplest example of what we have just described. For a single qubit, by varying ζ , we vary a single measurement axis and thereby have the freedom to rotate the roots of $g(\mathbf{q})$ (which are the measurement eigenstates, or Zeno points) to any pure state in the xz Bloch plane that we wish. In the event that we monitor this process with perfect efficiency, we will have a pure real-time state estimate in individual runs of the Zeno dragging protocol. We have used these pure-state conditional dynamics mathematically to derive our optimal control scheme. However, when performed well, Zeno dragging does not actually require monitoring at all; just controlling the dissipation without detection is adequate. This can be understood from the following considerations:

1. If we follow a measurement eigenstate perfectly as ζ changes, then there is never actually any diffusion away from that instantaneous eigenstate of \hat{L} (or equivalently from the root of g).
2. If there is no diffusion away from the eigenstate, then the dynamics have become deterministic.
3. Equivalently, to 2., the dynamics resulting from such a deterministic process on an instantaneous eigenstate are guaranteed to provide a pure state on average, since there is no purity loss without averaging over a distribution of possible conditional states.⁷

Each of these statements is effectively equivalent, and can be taken as a description of a perfect Zeno dragging process, as implemented either with the globally optimal CDJ-P / STZ solution (i.e., with unitary assistance), or in the adiabatic limit of $\Gamma T \rightarrow \infty$ (with measurement only). We have demonstrated this explicitly for the single qubit example in Fig. 2, where we see that our globally optimal CDJ-P / STZ solution does in fact give perfect state fidelity on average, indicating that we have realized deterministic control. The fact that Zeno dragging can work well on average, i.e., without actually monitoring the results in individual runs, makes it a much more appealing protocol for experiments. We see that our continuous measurements are effectively ensuring dissipative stabilization of the Zeno dragged state in the manner of *autonomous* processes. From this perspective, our chosen example is similar to autonomous state stabilization protocols (see e.g. Ref. [100]), where we have now considered the optimal way to dynamically vary the point that is stabilized. We note that related analyses have also appeared in the literature on feedback control [24, 25].

⁷Such a distribution of conditional states could be calculated by a solving the appropriate Fokker-Planck equation [73, 74].

6.2 Outlook

The STZ and CDJ-P methods present different perspectives for further development. For the CDJ-P optimization, while we have found an example with a straightforwardly tractable solution, we do expect the optimization procedure to be relatively more difficult to implement in larger systems. In particular, solving the boundary value problem in the optimal paths may present practical difficulties in many situations [94, 95, 96]. Furthermore, the coordinate parameterization of larger systems can become cumbersome in general (even with a restriction to pure states). The CDJ-P analysis in the single qubit example of § 5 was made significantly easier because it was simple to intuitively guess a good coordinate system for the problem a priori; such tricks may not always be as easy to divine in more complex scenarios.

There are also some obvious criticisms of the STZ solution using a matched unitary. First, one may ask whether it is worthwhile to add dissipative stabilization if we are going to perform a unitary operation that would realize the target evolution on its own anyway. Second, for the simple qubit example of § 5, the result is obvious enough that it can be written down intuitively, without requiring the theoretical formalities developed in this work. The response to the first point depends upon context (see further remarks below), and we do not feel it useful to offer a broad answer to this question independent of the limitations or advantages of particular devices. However, with regards to the second point, we nevertheless see great value in the methodological formalization we have outlined, and take it as encouraging that our methods agree and have reproduced an intuitively obvious result in a simple setting.

There are a number of potential ways to build on the tools we have established and connected above for more general applications. Our STZ suggests a method for mapping dissipative stabilization or Zeno dragging operations onto adiabatic unitary evolution and vice versa; this may prove useful in and of itself. Additional extensions are suggested by consideration of recent results in which the Zeno effect has been used for control. In particular, is possible to engineer measurements that Zeno block the escape from a subspace without monitoring within that subspace, i.e., one may use the Zeno effect to define an effective decoherence-free subspace (DFS) [101] within a larger system [37, 47, 48, 49, 50]. Such use of the Zeno effect allows one both to stabilize that subspace dissipatively and to alter the dynamics within the subspace in useful ways. This suggests a natural extension of the tools we have developed here. For example, one may optimize the schedule on which a DFS is dynamically varied over the course of a system’s evolution, and have a systematic way of deriving a paired unitary that improves the probability of the Zeno blocking (DFS confinement) succeeding. This is one possible extension of the methodological foundation we have presented here which could be usefully explored in future work. We are aware of one experimentally-accessible example of a process like the one just described, namely the dissipatively-stabilized cat qubits encoded in bosonic modes [51, 52, 53, 54, 55, 57, 102]. These already use a time-dependent dissipation channel paired with an optional “feed forward” Hamiltonian to perform some one- and two-qubit gates. The use of the Zeno effect to stabilize subspaces in these systems is a key feature in suppressing qubit errors, and provides an example of a setting where the presence of dissipation is extremely helpful (recall the first point in the preceding paragraph). Extension of these dissipative stabilization methods to grid states of an oscillator have also been proposed [56, 103]; this setting is again of contemporary experimental interest [104], including within the context of error correction [105]. Broadly speaking, the use of Zeno-like dissipators to suppress errors is referred to as Autonomous Quantum Error Correction [106, 107, 108, 109]; the cat qubit examples we have just mentioned are one experimentally-accessible example of this paradigm. Following this logic, application of the ideas in the present manuscript to a larger system may also have interesting points of contact with continuous quantum error correction [110, 111, 112, 113, 114].

To summarize, in this work we have laid out some strategies to compute the optimal time-dependence for an evolving quantum dissipator, and illustrated that a “shortcut to Zeno” allows such time-dependent dissipation to be paired with optimally designed control unitaries to achieve perfect fidelity dissipatively stabilized quantum operations. It is apparent from the examples discussed above that the use of dissipation engineering to protect and manipulate quantum information is a diverse and increasingly active sub-field. We expect that the general theoretical results developed in this work will have use well beyond the simple example we have presented to illustrate the optimal Zeno dragging approach, and will find wider use supporting ongoing efforts in quantum information science.

Acknowledgements

This material is based upon work supported by the U.S. Department of Energy, Office of Science, National Quantum Information Science Research Centers, Quantum Systems Accelerator. PL gratefully acknowledges discussions with Areeya Chantasri and Thiparat Chotibut about their work [59], as well as with Arianna Cylke, Andrew Jordan, Howard Wiseman, and Areeya Chantasri about the interpretation of $g(\mathbf{q})$ in connection with [85]. PL further acknowledges conversations with

Justin Lane and Hugo Ribeiro about STA, which later inspired some of the results about STZ that were developed above. PL and YZ have benefited from discussions in which Torin Stetina shared a perspective about the connection between our method and adiabatic approaches to quantum computing. PL and KBW are grateful for discussions with Mazyar Mirrahimi, Pierre Rouchon, Alain Sarlette, Ronan Gautier, Jérémie Guillaud, François-Marie Le Régent, Rémi Robin, and Lev-Arcady Sellem, that helped us to understand the connection between our own work and theirs on dissipatively stabilized qubits encoded in bosonic modes. PL and KBW are furthermore grateful to Shay Hacothen-Gourgy for pointing out some relevant references in a discussion. This document was written without the use of AI. Simulations and calculations were performed with the help of Python and Mathematica.

Appendices

A Setting up Zeno Dragging Operations

We briefly describe how the formulas in § 2 and § 3 may be re-purposed to find a Lindblad operator \hat{L} to perform a Zeno dragging operation from $|\psi_i\rangle$ to $|\psi_f\rangle$.

Our first step will be to write down a $\hat{Q} = e^{-i\hat{h}}$, that defines a change of basis into the Zeno frame (in which the \hat{L} we wish to find is diagonal). Consider

$$\hat{h} = \frac{i\zeta}{2} \frac{|\psi_i\rangle\langle\psi_f| - |\psi_f\rangle\langle\psi_i|}{\sqrt{1 - |\langle\psi_i|\psi_f\rangle|^2}}, \quad (37)$$

where the factor i and sign between the two terms in the numerator have been chosen so that \hat{Q} will be a real-valued rotation matrix. One may generalize this phase if a different convention better suits their needs. The angle ζ swept over the full control operation is $\int \dot{\zeta} dt = \int d\zeta = \pi \left(1 - |\langle\psi_i|\psi_f\rangle|^2\right)$. We stress that construction of the basis change associated tracing a path between boundary states above is not unique; it is meant only to be a simple and valid formula. In writing down this particular expression, we are imposing a specific path over which to realize $|\psi_i\rangle \rightarrow |\psi_f\rangle$. Alternatively, the CDJ-P strategy § 4.2, or another quantum control strategy, might be used to optimize the path taken given a suitable parameterization of the abilities and constraints of a given physical system. One could also impose a more complicated continuous trajectory through Hilbert space via a sequence of infinitesimal \hat{h} like the one above.

Our second step is to turn the basis change \hat{Q} into a Lindblad operator $\hat{L}(\zeta)$ that Zeno drags a marked state (or group of states) through the larger Hilbert space. It is convenient to use a \tilde{D}_3 , which differs from the convention of EQ. (3) and/or EQ. (9) only in that the “ostensible” probability is expanded and retained in $\hat{\mathcal{Z}} = \hat{\mathcal{Z}} - \frac{1}{4}r^2\hat{\mathbb{I}}$. In the simplest case, one may then construct a two outcome \tilde{D}_3 as per e.g.

$$\tilde{D}_3 = -\frac{1}{4} \begin{pmatrix} (r - 2\sqrt{\Gamma})^2 & & & \\ & (r + 2\sqrt{\Gamma})^2 & & \\ & & (r + 2\sqrt{\Gamma})^2 & \\ & & & \ddots \end{pmatrix}. \quad (38)$$

This may be constructed so that outcomes centered around $r = +2\sqrt{\Gamma}$ herald success in following a marked state or subspace (i.e. choose $(r - 2\sqrt{\Gamma})^2$ on matrix element(s) so as to select the marked state or subspace one wishes to restrict population to), while outcomes centered around $r = -2\sqrt{\Gamma}$ herald failure of the dissipative / Zeno confinement (i.e. assign this outcome to all state(s) besides those marked). With the diagonal matrix \tilde{D}_3 in place, one may then simply recover

$$\hat{\mathcal{Z}} = \hat{Q}\tilde{D}_3\hat{Q}^\dagger + \frac{1}{4}r^2\hat{\mathbb{I}} = r\hat{L} - \hat{L}^2, \quad (39)$$

and solve for \hat{L} . Note that the above construction of $\tilde{D}_3 = \text{diag}\{-\frac{1}{4}(r \mp 2\sqrt{\Gamma})^2\}$ implies that $\hat{D}_L = \text{diag}\{\pm\sqrt{\Gamma}\}$ and therefore that $\hat{D}_L^2 = \Gamma\hat{\mathbb{I}}$. The Lindblad dynamics EQ. (7c) ($\eta = 0$) may be written $|\dot{\rho}\rangle\rangle = \mathcal{L}|\rho\rangle\rangle$ in terms of the Liouvillian superoperator

$$\mathcal{L} = \hat{L}^\top \otimes \hat{L} - \frac{1}{2}\hat{\mathbb{I}} \otimes \hat{L}^2 - \frac{1}{2}(\hat{L}^\top)^2 \otimes \hat{\mathbb{I}} \quad (40)$$

(for column-major vectorization $\rho \rightarrow |\rho\rangle\rangle$). The dissipative Liouvillian is itself diagonalized by the operation that diagonalizes \hat{L} , i.e.

$$D_{\mathcal{L}} = (\hat{Q}^\top \otimes \hat{Q}^\dagger) \mathcal{L} (\hat{Q}^* \otimes \hat{Q}) = \hat{D}_L \otimes \hat{D}_L - \frac{1}{2} \hat{\mathbb{I}} \otimes \hat{D}_L^2 - \frac{1}{2} \hat{D}_L^2 \otimes \hat{\mathbb{I}} = \hat{D}_L \otimes \hat{D}_L - \Gamma \hat{\mathbb{I}} \otimes \hat{\mathbb{I}} \quad (41)$$

It follows that the Liouvillian gap [44, 45] is given by $|\Delta_{\mathcal{L}}| = 2\Gamma$ in the suggested construction EQ. (38).

The construction above is generically compatible with a measurement based on Gaussian pointer states and/or detectors ($e^{\tilde{D}_3}$ behaves like an un-normalized Kraus operator in the diagonal basis, where the normalization condition EQ. (1) could then be applied), monitoring a Hermitian observable that leads to diffusive quantum trajectories in the time continuum limit. One common way to realize measurements of the type of above is with dispersive qubit cavity coupling [30, 31, 34, 67, 72, 115], and quantum-limited amplifiers that behave much like optical homodyne or heterodyne detection. Many other physical implementations are also compatible with the above however. Generalization of \tilde{D}_3 to more than two outcomes/subspaces is straightforward (and is likely to arise naturally in modeling the physics of specific measurement devices [49, 50]).

Confinement to a state or subspace should always work well even on average (i.e. in the Lindbladian dynamics) in the adiabatic limit of slow rotation of the measurement axis. (Note that since quantum states can generally be parameterized on a hypersphere [91], the notion of “rotating” a measurement axis applies quite generally.) The above construction however also makes clear that if outcomes can be grouped to mark a state or subspace, then escape can be detected and possibly corrected when true measurements are made (i.e. if the experimentalist has access to the readouts r with efficiency $\eta > 0$). Works on continuous quantum error correction have considered detection and correction of errors in closely-related scenarios [110, 111, 112, 113, 114].

B Solving Lindblad Dynamics for a Linear Dragging Schedule

We briefly describe how the idea of moving to the Zeno frame, as in EQ. (10), can be used to obtain quasi-analytical solutions to the Lindblad Master Equation EQ. (7c) for a Zeno dragging operation with a time-linear schedule. Recall that we defined $\rho = \hat{Q}^\dagger \rho \hat{Q}$ and $\hat{D}_L = \hat{Q}^\dagger \hat{L} \hat{Q}$, with $\hat{Q} = e^{-i\hat{h}}$ such that $\dot{\hat{Q}}^\dagger \hat{Q} = i\hat{h}$ and $\hat{Q}^\dagger \dot{\hat{Q}} = -i\hat{h}$. Let us apply this frame change to EQ. (7c), such that

$$\dot{\rho} = \dot{\hat{Q}}^\dagger \rho \hat{Q} + \hat{Q}^\dagger \dot{\rho} \hat{Q} + \hat{Q}^\dagger \rho \dot{\hat{Q}} \quad (42a)$$

$$= \hat{Q}^\dagger \hat{Q} \rho + \rho \hat{Q}^\dagger \hat{Q} + \hat{Q}^\dagger \{i[\rho, \hat{H}] + \hat{L} \rho \hat{L}^\dagger - \frac{1}{2} \hat{L}^\dagger \hat{L} \rho - \frac{1}{2} \rho \hat{L}^\dagger \hat{L}\} \hat{Q} \quad (42b)$$

$$= i[\rho, \hat{Q}^\dagger \hat{H} \hat{Q} - \hat{h}] + \hat{D}_L \rho \hat{D}_L - \frac{1}{2} \hat{D}_L^2 \rho - \frac{1}{2} \rho \hat{D}_L^2, \quad (42c)$$

where we have applied $\hat{L} = \hat{L}^\dagger$ in the last line. This equation is linear in ρ , and our frame change has eliminated time-dependence from the dissipators, shifting it to the \hat{h} term that modifies the Hamiltonian. In the event that the schedule is linear in time (i.e. \hat{h} is time-independent), and $\hat{Q}^\dagger \hat{H} \hat{Q}$ does not have any time dependence remaining in this Zeno frame, then an analytic solution in terms of the eigenvectors of the Liouvillian may be constructed in this Zeno frame. Related comments about the Zeno frame have been made in the literature, e.g., in [43].

Let us apply this to compute the Fidelity of the average Zeno dragging dynamics (without STZ) under our optimal schedule EQ. (35). We now have a non-Hermitian Liouvillian, such that

$$|\dot{\rho}\rangle\rangle = \mathcal{L}|\rho\rangle\rangle = \left(i \{ \hat{Q}^\dagger \hat{H} \hat{Q} - \hat{h} \}^\top \otimes \hat{\mathbb{I}} - i \hat{\mathbb{I}} \otimes \{ \hat{Q}^\dagger \hat{H} \hat{Q} - \hat{h} \} + \hat{D}_L \otimes \hat{D}_L - \Gamma \hat{\mathbb{I}} \otimes \hat{\mathbb{I}} \right) |\rho\rangle\rangle \quad (43)$$

is equivalent to EQ. (42). We may then diagonalize \mathcal{L} via similarity transformation, i.e. $\mathcal{D}_{\mathcal{L}} = \mathcal{S}^{-1} \mathcal{L} \mathcal{S}$, where \mathcal{S} is a square matrix whose columns are the right eigenvectors of \mathcal{L} . Then a solution to EQ. (42) of the form

$$|\rho(t)\rangle\rangle = \mathcal{S} \exp(t \mathcal{D}_{\mathcal{L}}) \mathcal{S}^{-1} |\rho(0)\rangle\rangle \quad (44)$$

exists so long as \mathcal{S} is invertible, and \mathcal{L} is time-independent in the Zeno frame. (Equivalently, the solution above exists for any choice of time-independent parameters that do not form an Exceptional Point (EP) of \mathcal{L} [116]). The full solution procedure then reads:

1. Write the initial state in the Zeno frame, i.e. $\rho_i \rightarrow \rho_i(0) = \hat{Q}_0^\dagger \rho_i \hat{Q}_0$
2. Apply EQ. (44) to solve the dynamics in the Zeno frame.

3. Return the solution back to the original frame $\rho(t) \rightarrow \rho(t) = \hat{Q}_t \rho(t) \hat{Q}_t^\dagger$, where $\hat{Q}_t = \hat{Q}(\zeta(t))$.

We reiterate that the above requires i) that ζ depend linearly on time in the sense that $\dot{\zeta}$ is a constant, and ii) that \mathcal{S} be invertible for the parameters chosen.

Following the example in the main text, let us use $\hat{H} = \frac{1}{2} \Omega \hat{\sigma}_y$, and

$$\dot{\zeta} = \frac{\zeta}{2} \hat{\sigma}_y = \frac{\theta_f - \theta_i}{2T} \hat{\sigma}_y = \frac{\Delta\theta}{2T} \hat{\sigma}_y, \quad \& \quad \hat{D}_L = \begin{pmatrix} \sqrt{\Gamma} & 0 \\ 0 & -\sqrt{\Gamma} \end{pmatrix}, \quad (45)$$

which is the example of §5. This is consistent with the use of the optimal schedule EQ. (29), which aims to Zeno drag the qubit state an angular distance $\Delta\theta$ over the time interval T , with a measurement strength Γ . We have $\hat{Q}^\dagger \hat{H} \hat{Q} = \hat{H}$ because $[\hat{Q}, \hat{H}] = 0$ for our chosen example. In this particular case, we find

$$\mathcal{S} = \begin{pmatrix} 1 & 0 & \Omega - \dot{\zeta} & \Omega - \dot{\zeta} \\ 0 & -1 & \Gamma - \sqrt{\Gamma^2 - (\Omega - \dot{\zeta})^2} & \Gamma + \sqrt{\Gamma^2 - (\Omega - \dot{\zeta})^2} \\ 0 & 1 & \Gamma - \sqrt{\Gamma^2 - (\Omega - \dot{\zeta})^2} & \Gamma + \sqrt{\Gamma^2 - (\Omega - \dot{\zeta})^2} \\ 1 & 0 & \dot{\zeta} - \Omega & \dot{\zeta} - \Omega \end{pmatrix}, \quad \text{and} \quad (46a)$$

$$\mathcal{D}_{\mathcal{L}} = \begin{pmatrix} 0 & 0 & 0 & 0 \\ 0 & -2\Gamma & 0 & 0 \\ 0 & 0 & -\Gamma + \sqrt{\Gamma^2 - (\Omega - \dot{\zeta})^2} & 0 \\ 0 & 0 & 0 & -\Gamma - \sqrt{\Gamma^2 - (\Omega - \dot{\zeta})^2} \end{pmatrix}. \quad (46b)$$

We have an EP at $\Gamma^2 = (\Omega - \dot{\zeta})^2$. This marks a transition from an overdamped regime where solutions damp to the target state via the Zeno effect (for $\Gamma^2 > (\Omega - \dot{\zeta})^2$), and an underdamped regime (for $\Gamma^2 < (\Omega - \dot{\zeta})^2$) where unitary rotations win out over the Zeno dynamics (low purity oscillations take place). The solution method above works for all parameter choices *except* $\Gamma^2 = (\Omega - \dot{\zeta})^2$, i.e. at the critical damping point (or EP) marking the boundary between the overdamped and underdamped solution regimes.

We use solutions based on this method to construct Fig. 2, illustrating the average fidelity of a Zeno dragging operation on a qubit. The solutions obtained from the above process with our optimal schedule are sufficiently cumbersome that we do not reproduce them here in full (the expressions are impractical to handle without a computer algebra system). While the difficulty of doing even parts of this procedure analytically will quickly become prohibitive with an increase in system size, the above analysis can be the basis for a good numerical scheme in the adiabatic regime (which necessarily includes long evolution times), as long as \mathcal{L} can be diagonalized numerically. See e.g., [98] for further context.

References

- [1] D. D'Alessandro. *Introduction to Quantum Control and Dynamics*. 2nd ed. Chapman and Hall/CRC, 2021. DOI: [10.1201/9781003051268](https://doi.org/10.1201/9781003051268).
- [2] U. Boscain, M. Sigalotti, and D. Sugny. "Introduction to the Pontryagin Maximum Principle for Quantum Optimal Control". In: *PRX Quantum* 2 (3 2021), p. 030203. DOI: [10.1103/PRXQuantum.2.030203](https://doi.org/10.1103/PRXQuantum.2.030203).
- [3] Jun Zhang, Loren Greenman, Xiaotian Deng, Ian M. Hayes, and K. Birgitta Whaley. "Optimal control for electron shuttling". In: *Physical Review B* 87.23 (2013), p. 235324. DOI: [10.1103/PhysRevB.87.235324](https://doi.org/10.1103/PhysRevB.87.235324).
- [4] Zhi-Cheng Yang, Armin Rahmani, Alireza Shabani, Hartmut Neven, and Claudio Chamon. "Optimizing variational quantum algorithms using Pontryagin's minimum principle". In: *Physical Review X* 7.2 (2017), p. 021027. DOI: [10.1103/PhysRevX.7.021027](https://doi.org/10.1103/PhysRevX.7.021027).
- [5] Lucas T. Brady, Christopher L. Baldwin, Aniruddha Bapat, Yaroslav Kharkov, and Alexey V. Gorshkov. "Optimal protocols in quantum annealing and quantum approximate optimization algorithm problems". In: *Physical Review Letters* 126.7 (2021), p. 070505. DOI: [10.1103/PhysRevLett.126.070505](https://doi.org/10.1103/PhysRevLett.126.070505).

- [6] Philippe Lewalle and K. Birgitta Whaley. “Pontryagin-optimal control of a non-Hermitian qubit”. In: *Phys. Rev. A* 107 (2 2023), p. 022216. DOI: [10.1103/PhysRevA.107.022216](https://doi.org/10.1103/PhysRevA.107.022216).
- [7] Christiane P. Koch, Ugo Boscain, Tommaso Calarco, Gunther Dirr, Stefan Filipp, Steffen J. Glaser, Ronnie Kosloff, Simone Montangero, Thomas Schulte-Herbrüggen, Dominique Sugny, and Frank K. Wilhelm. “Quantum optimal control in quantum technologies. Strategic report on current status, visions and goals for research in Europe”. In: *EPJ Quantum Technology* 9.1 (2022). DOI: [10.1140/epjqt/s40507-022-00138-x](https://doi.org/10.1140/epjqt/s40507-022-00138-x).
- [8] V. N. Petruhanov and A. N. Pechen. “GRAPE optimization for open quantum systems with time-dependent decoherence rates driven by coherent and incoherent controls”. In: *Journal of Physics A: Mathematical and Theoretical* 56.30 (2023), p. 305303. DOI: [10.1088/1751-8121/ace13f](https://doi.org/10.1088/1751-8121/ace13f).
- [9] Matthias M. Müller, Ressa S. Said, Fedor Jelezko, Tommaso Calarco, and Simone Montangero. “One decade of quantum optimal control in the chopped random basis”. In: *Reports on Progress in Physics* 85.7 (2022), p. 076001. DOI: [10.1088/1361-6633/ac723c](https://doi.org/10.1088/1361-6633/ac723c).
- [10] O. V. Morzhin and A. N. Pechen. “Krotov method for optimal control of closed quantum systems”. In: *Russ. Math. Surv.* 74 (2019), pp. 851–908. DOI: [10.1070/RM9835](https://doi.org/10.1070/RM9835).
- [11] D. Guéry-Odelin, A. Ruschhaupt, A. Kiely, E. Torrontegui, S. Martínez-Garaot, and J. G. Muga. “Shortcuts to adiabaticity: Concepts, methods, and applications”. In: *Rev. Mod. Phys.* 91 (4 2019), p. 045001. DOI: [10.1103/RevModPhys.91.045001](https://doi.org/10.1103/RevModPhys.91.045001).
- [12] Mikio Nakahara. “Counterdiabatic formalism of shortcuts to adiabaticity”. In: *Philosophical Transactions of the Royal Society A: Mathematical, Physical and Engineering Sciences* 380.2239 (2022), p. 20210272. DOI: [10.1098/rsta.2021.0272](https://doi.org/10.1098/rsta.2021.0272).
- [13] Kurt Jacobs and Alireza Shabani. “Quantum feedback control: how to use verification theorems and viscosity solutions to find optimal protocols”. In: *Contemporary Physics* 49.6 (2008), pp. 435–448. DOI: [10.1080/00107510802601781](https://doi.org/10.1080/00107510802601781).
- [14] John E. Gough. “Principles and applications of quantum control engineering”. In: *Philosophical Transactions of the Royal Society A: Mathematical, Physical and Engineering Sciences* 370.1979 (2012), pp. 5241–5258. DOI: [10.1098/rsta.2012.0370](https://doi.org/10.1098/rsta.2012.0370).
- [15] Jing Zhang, Yu-xi Liu, Re-Bing Wu, Kurt Jacobs, and Franco Nori. “Quantum feedback: Theory, experiments, and applications”. In: *Physics Reports* 679 (2017), p. 1. DOI: [10.1016/j.physrep.2017.02.003](https://doi.org/10.1016/j.physrep.2017.02.003).
- [16] Leigh Martin, Felix Motzoi, Hanhan Li, Mohan Sarovar, and K. Birgitta Whaley. “Deterministic generation of remote entanglement with active quantum feedback”. In: *Physical Review A* 92.6 (2015), p. 062321. DOI: [10.1103/PhysRevA.92.062321](https://doi.org/10.1103/PhysRevA.92.062321).
- [17] Leigh Martin, Mahrud Sayrafi, and K. Birgitta Whaley. “What is the optimal way to prepare a Bell state using measurement and feedback?” In: *Quantum Science and Technology* 2.4 (2017), p. 044006. DOI: [10.1088/2058-9565/aa804c](https://doi.org/10.1088/2058-9565/aa804c).
- [18] Z. K. Mineev, S. O. Mundhada, S. Shankar, P. Reinhold, R. Gutierrez-Jauregui, R. J. Schoelkopf, M. Mirrahimi, H. J. Carmichael, and M. H. Devoret. “To catch and reverse a quantum jump mid-flight”. In: *Nature* 570 (2019), p. 200. DOI: [10.1038/s41586-019-1287-z](https://doi.org/10.1038/s41586-019-1287-z).
- [19] Leigh S. Martin and K. Birgitta Whaley. *Single-shot deterministic entanglement between non-interacting systems with linear optics*. 2019. arXiv: [1912.00067 \[quant-ph\]](https://arxiv.org/abs/1912.00067).
- [20] Song Zhang, Leigh S. Martin, and K. Birgitta Whaley. “Locally optimal measurement-based quantum feedback with application to multiqubit entanglement generation”. In: *Physical Review A* 102.6 (2020), p. 062418. DOI: [10.1103/PhysRevA.102.062418](https://doi.org/10.1103/PhysRevA.102.062418).
- [21] Hui Chen, Hanhan Li, Felix Motzoi, Leigh Martin, K. Birgitta Whaley, and Mohan Sarovar. “Quantum proportional-integral (PI) control”. In: *New Journal of Physics* 22.11 (2020), p. 113014. DOI: [10.1088/1367-2630/abc464](https://doi.org/10.1088/1367-2630/abc464).
- [22] Yuxiao Jiang, Xiyue Wang, Leigh Martin, and K. Birgitta Whaley. “Optimality of feedback control for qubit purification under inefficient measurement”. In: *Physical Review A* 102.2 (2020), p. 022612. DOI: [10.1103/PhysRevA.102.022612](https://doi.org/10.1103/PhysRevA.102.022612).

- [23] Neereja Sundaresan, Theodore J. Yoder, Youngseok Kim, Muyuan Li, Edward H. Chen, Grace Harper, Ted Thorbeck, Andrew W. Cross, Antonio D. Córcoles, and Maika Takita. “Demonstrating multi-round subsystem quantum error correction using matching and maximum likelihood decoders”. In: *Nature Communications* 14.1 (2023), p. 2852. DOI: [10.1038/s41467-023-38247-5](https://doi.org/10.1038/s41467-023-38247-5).
- [24] Gerardo Cardona, Alain Sarlette, and Pierre Rouchon. “Exponential Stochastic Stabilization of a Two-Level Quantum System via Strict Lyapunov Control”. In: *2018 IEEE Conference on Decision and Control (CDC)*. 2018, pp. 6591–6596. DOI: [10.1109/CDC.2018.8618681](https://doi.org/10.1109/CDC.2018.8618681).
- [25] Nina H. Amini, Maël Bompais, and Clément Pellegrini. *Exponential Selection and Feedback Stabilization of Invariant Subspaces of Quantum Trajectories*. 2023, arXiv: [2310.04599](https://arxiv.org/abs/2310.04599) [quant-ph].
- [26] H. J. Carmichael. *An Open Systems Approach to Quantum Optics*. Berlin: Springer, 1993. DOI: [10.1007/978-3-540-47620-7](https://doi.org/10.1007/978-3-540-47620-7).
- [27] Howard M. Wiseman and Gerard J. Milburn. *Quantum Measurement and Control*. Cambridge University Press, 2009. DOI: [10.1017/CBO9780511813948](https://doi.org/10.1017/CBO9780511813948).
- [28] A. Barchielli and M. Gregoratti. *Quantum trajectories and measurements in continuous time*. Berlin, Heidelberg: Springer-Verlag, 2009. DOI: [10.1007/978-3-642-01298-3](https://doi.org/10.1007/978-3-642-01298-3).
- [29] Kurt Jacobs. *Quantum Measurement Theory and its Applications*. Cambridge University Press, 2014. DOI: [10.1017/CBO9781139179027](https://doi.org/10.1017/CBO9781139179027).
- [30] Jay Gambetta, Alexandre Blais, M. Boissonneault, A. A. Houck, D. I. Schuster, and S. M. Girvin. “Quantum trajectory approach to circuit QED: Quantum jumps and the Zeno effect”. In: *Phys. Rev. A* 77 (1 2008), p. 012112. DOI: [10.1103/PhysRevA.77.012112](https://doi.org/10.1103/PhysRevA.77.012112).
- [31] Kater W. Murch, S. J. Weber, C. Macklin, and I. Siddiqi. “Observing single quantum trajectories of a superconducting quantum bit”. In: *Nature* 502 (2013), p. 211. DOI: [10.1038/nature12539](https://doi.org/10.1038/nature12539).
- [32] Shay Hacoheh-Gourgy, Leigh S. Martin, Emmanuel Flurin, V. V. Ramasesh, K. Birgitta Whaley, and I. Siddiqi. “Dynamics of simultaneously measured non-commuting observables”. In: *Nature* 538 (2016), p. 491. DOI: [10.1038/nature19762](https://doi.org/10.1038/nature19762).
- [33] Q. Ficheux, S. Jezouin, Z. Leghtas, and B. Huard. “Dynamics of a qubit while simultaneously monitoring its relaxation and dephasing”. In: *Nat. Comm.* 9 (2018), p. 1926. DOI: [10.1038/s41467-018-04372-9](https://doi.org/10.1038/s41467-018-04372-9).
- [34] Alexandre Blais, Arne L. Grimsmo, S. M. Girvin, and Andreas Wallraff. “Circuit quantum electrodynamics”. In: *Rev. Mod. Phys.* 93 (2 2021), p. 025005. DOI: [10.1103/RevModPhys.93.025005](https://doi.org/10.1103/RevModPhys.93.025005).
- [35] B. Misra and E. C. G. Sudarshan. “The Zeno’s paradox in quantum theory”. In: *Journal of Mathematical Physics* 18.4 (1977), pp. 756–763. DOI: [10.1063/1.523304](https://doi.org/10.1063/1.523304).
- [36] Carlo Presilla, Roberto Onofrio, and Ubaldo Tambini. “Measurement Quantum Mechanics and Experiments on Quantum Zeno Effect”. In: *Annals of Physics* 248.1 (1996), pp. 95–121. DOI: [10.1006/aphy.1996.0052](https://doi.org/10.1006/aphy.1996.0052).
- [37] Daniel Burgarth, Paolo Facchi, Hiromichi Nakazato, Saverio Pascazio, and Kazuya Yuasa. “Quantum Zeno Dynamics from General Quantum Operations”. In: *Quantum* 4 (2020), p. 289. DOI: [10.22331/q-2020-07-06-289](https://doi.org/10.22331/q-2020-07-06-289).
- [38] Kyrlo Snizhko, Parveen Kumar, and Alessandro Romito. “Quantum Zeno effect appears in stages”. In: *Phys. Rev. Research* 2 (3 2020), p. 033512. DOI: [10.1103/PhysRevResearch.2.033512](https://doi.org/10.1103/PhysRevResearch.2.033512).
- [39] Parveen Kumar, Alessandro Romito, and Kyrlo Snizhko. “Quantum Zeno effect with partial measurement and noisy dynamics”. In: *Phys. Rev. Research* 2 (4 2020), p. 043420. DOI: [10.1103/PhysRevResearch.2.043420](https://doi.org/10.1103/PhysRevResearch.2.043420).
- [40] Sophia M. Walls, Julien M. Schachter, Haocheng Qian, and Ian J. Ford. *Stochastic quantum trajectories demonstrate the Quantum Zeno Effect in an open spin system*. 2022, arXiv: [2209.10626](https://arxiv.org/abs/2209.10626) [quant-ph].
- [41] P.M. Harrington, E.J. Mueller, and K.W. Murch. “Engineered dissipation for quantum information science”. In: *Nat. Rev. Phys.* 4 (2022), pp. 660–671. DOI: [10.1038/s42254-022-00494-8](https://doi.org/10.1038/s42254-022-00494-8).
- [42] S. Hacoheh-Gourgy, L. P. García-Pintos, L. S. Martin, J. Dressel, and I. Siddiqi. “Incoherent Qubit Control Using the Quantum Zeno Effect”. In: *Phys. Rev. Lett.* 120 (2 2018), p. 020505. DOI: [10.1103/PhysRevLett.120.020505](https://doi.org/10.1103/PhysRevLett.120.020505).
- [43] Y. Aharonov and M. Vardi. “Meaning of an individual “Feynman path””. In: *Phys. Rev. D* 21 (8 1980), pp. 2235–2240. DOI: [10.1103/PhysRevD.21.2235](https://doi.org/10.1103/PhysRevD.21.2235).

- [44] M. S. Sarandy and D. A. Lidar. “Adiabatic approximation in open quantum systems”. In: *Phys. Rev. A* 71 (1 2005), p. 012331. DOI: [10.1103/PhysRevA.71.012331](https://doi.org/10.1103/PhysRevA.71.012331).
- [45] Lorenzo Campos Venuti, Tameem Albash, Daniel A. Lidar, and Paolo Zanardi. “Adiabaticity in open quantum systems”. In: *Phys. Rev. A* 93 (3 2016), p. 032118. DOI: [10.1103/PhysRevA.93.032118](https://doi.org/10.1103/PhysRevA.93.032118).
- [46] Daniel Burgarth, Paolo Facchi, Giovanni Gramegna, and Kazuya Yuasa. “One bound to rule them all: from Adiabatic to Zeno”. In: *Quantum* 6 (2022), p. 737. DOI: [10.22331/q-2022-06-14-737](https://doi.org/10.22331/q-2022-06-14-737).
- [47] P. Facchi and S. Pascazio. “Quantum Zeno Subspaces”. In: *Phys. Rev. Lett.* 89 (8 2002), p. 080401. DOI: [10.1103/PhysRevLett.89.080401](https://doi.org/10.1103/PhysRevLett.89.080401).
- [48] P. Facchi and S. Pascazio. “Quantum Zeno dynamics: mathematical and physical aspects”. In: *Journal of Physics A: Mathematical and Theoretical* 41.49 (2008), p. 493001. DOI: [10.1088/1751-8113/41/49/493001](https://doi.org/10.1088/1751-8113/41/49/493001).
- [49] Eliya Blumenthal, Chen Mor, Asaf A. Diringier, Leigh S. Martin, Philippe Lewalle, Daniel Burgarth, K. Birgitta Whaley, and Shay Hacoheh-Gourgy. “Demonstration of universal control between non-interacting qubits using the Quantum Zeno effect”. In: *npj Quantum Information* 8.88 (2022). DOI: [10.1038/s41534-022-00594-4](https://doi.org/10.1038/s41534-022-00594-4).
- [50] Philippe Lewalle, Leigh S. Martin, Emmanuel Flurin, Song Zhang, Eliya Blumenthal, Shay Hacoheh-Gourgy, Daniel Burgarth, and K. Birgitta Whaley. “A Multi-Qubit Quantum Gate Using the Zeno Effect”. In: *Quantum* 7 (2023), p. 1100. DOI: [10.22331/q-2023-09-07-1100](https://doi.org/10.22331/q-2023-09-07-1100).
- [51] Mazyar Mirrahimi, Zaki Leghtas, Victor V. Albert, Steven Touzard, Robert J. Schoelkopf, Liang Jiang, and Michel H. Devoret. “Dynamically protected cat-qubits: a new paradigm for universal quantum computation”. In: *New Journal of Physics* 16.4 (2014), p. 045014. DOI: [10.1088/1367-2630/16/4/045014](https://doi.org/10.1088/1367-2630/16/4/045014).
- [52] S. Touzard, A. Grimm, Z. Leghtas, S. O. Mundhada, P. Reinhold, C. Axline, M. Reagor, K. Chou, J. Blumoff, K. M. Sliwa, S. Shankar, L. Frunzio, R. J. Schoelkopf, M. Mirrahimi, and M. H. Devoret. “Coherent Oscillations inside a Quantum Manifold Stabilized by Dissipation”. In: *Phys. Rev. X* 8 (2 2018), p. 021005. DOI: [10.1103/PhysRevX.8.021005](https://doi.org/10.1103/PhysRevX.8.021005).
- [53] Jérémie Guillaud and Mazyar Mirrahimi. “Repetition Cat Qubits for Fault-Tolerant Quantum Computation”. In: *Phys. Rev. X* 9 (4 2019), p. 041053. DOI: [10.1103/PhysRevX.9.041053](https://doi.org/10.1103/PhysRevX.9.041053).
- [54] Raphaël Lescanne, Marius Villiers, Théau Peronnin, Alain Sarlette, Matthieu Delbecq, Benjamin Huard, Takis Kontos, Mazyar Mirrahimi, and Zaki Leghtas. “Exponential suppression of bit-flips in a qubit encoded in an oscillator”. In: *Nature Physics* 16 (2020), pp. 509–513. DOI: [10.1038/s41567-020-0824-x](https://doi.org/10.1038/s41567-020-0824-x).
- [55] Ronan Gautier, Alain Sarlette, and Mazyar Mirrahimi. “Combined Dissipative and Hamiltonian Confinement of Cat Qubits”. In: *PRX Quantum* 3 (2 2022), p. 020339. DOI: [10.1103/PRXQuantum.3.020339](https://doi.org/10.1103/PRXQuantum.3.020339).
- [56] Lev-Arcady Sellem, Philippe Campagne-Ibarcq, Mazyar Mirrahimi, Alain Sarlette, and Pierre Rouchon. “Exponential convergence of a dissipative quantum system towards finite-energy grid states of an oscillator”. In: *2022 IEEE 61st Conference on Decision and Control (CDC)*. 2022, pp. 5149–5154. DOI: [10.1109/CDC51059.2022.9992722](https://doi.org/10.1109/CDC51059.2022.9992722).
- [57] Ronan Gautier, Mazyar Mirrahimi, and Alain Sarlette. “Designing High-Fidelity Zeno Gates for Dissipative Cat Qubits”. In: *PRX Quantum* 4 (4 2023), p. 040316. DOI: [10.1103/PRXQuantum.4.040316](https://doi.org/10.1103/PRXQuantum.4.040316).
- [58] Feng Shuang, Mianlai Zhou, Alexander Pechen, Rebing Wu, Ofer M. Shir, and Herschel Rabitz. “Control of quantum dynamics by optimized measurements”. In: *Phys. Rev. A* 78 (6 2008), p. 063422. DOI: [10.1103/PhysRevA.78.063422](https://doi.org/10.1103/PhysRevA.78.063422).
- [59] Wirawat Kokaew, Thiparat Chotibut, and Areeya Chantasri. *Quantum state-preparation control in noisy environment via most-likely paths*. 2022. arXiv: [2209.13164](https://arxiv.org/abs/2209.13164) [quant-ph].
- [60] Areeya Chantasri, Justin Dressel, and Andrew N. Jordan. “Action principle for continuous quantum measurement”. In: *Phys. Rev. A* 88 (4 2013), p. 042110. DOI: [10.1103/PhysRevA.88.042110](https://doi.org/10.1103/PhysRevA.88.042110).
- [61] Howard M. Wiseman. “Quantum trajectories and quantum measurement theory”. In: *Quantum Semiclass. Opt.* 8 (1996), p. 205. DOI: [10.1088/1355-5111/8/1/015](https://doi.org/10.1088/1355-5111/8/1/015).
- [62] Todd A. Brun. “A simple model of quantum trajectories”. In: *American Journal of Physics* 70 (2002), p. 719. DOI: [10.1119/1.1475328](https://doi.org/10.1119/1.1475328).

- [63] Ramon van Handel, John K. Stockton, and Hideo Mabuchi. “Modelling and feedback control design for quantum state preparation”. In: *Journal of Optics B: Quantum and Semiclassical Optics* 7.10 (2005), S179. DOI: [10.1088/1464-4266/7/10/001](https://doi.org/10.1088/1464-4266/7/10/001).
- [64] Kurt Jacobs and Daniel A. Steck. “A straightforward introduction to continuous quantum measurement”. In: *Contemporary Physics* 47 (5 2006), pp. 279–303. DOI: [10.1080/00107510601101934](https://doi.org/10.1080/00107510601101934).
- [65] Jonathan A. Gross, Carlton M. Caves, Gerard J. Milburn, and Joshua Combes. “Qubit models of weak continuous measurements: Markovian conditional and open-system dynamics”. In: *Quantum Science and Technology* 3.2 (2018), p. 024005. DOI: [10.1088/2F2058-9565%2Faaa39f](https://doi.org/10.1088/2F2058-9565%2Faaa39f).
- [66] Philippe Lewalle, Sreenath K. Manikandan, Cyril Elouard, and Andrew N. Jordan. “Measuring fluorescence to track a quantum emitter’s state: a theory review”. In: *Contemporary Physics* 61 (1 2020), pp. 26–50. DOI: [10.1080/00107514.2020.1747201](https://doi.org/10.1080/00107514.2020.1747201).
- [67] Shay Hacohen-Gourgy and Leigh S. Martin. “Continuous measurements for control of superconducting quantum circuits”. In: *Advances in Physics: X* 5.1 (2020), p. 1813626. DOI: [10.1080/23746149.2020.1813626](https://doi.org/10.1080/23746149.2020.1813626).
- [68] Philippe Lewalle, Cyril Elouard, Sreenath K. Manikandan, Xiao-Feng Qian, Joseph H. Eberly, and Andrew N. Jordan. “Entanglement of a pair of quantum emitters via continuous fluorescence measurements: a tutorial”. In: *Adv. Opt. Photon.* 13.3 (2021), pp. 517–583. DOI: [10.1364/AOP.399081](https://doi.org/10.1364/AOP.399081).
- [69] Areeya Chantasri, Ivonne Guevara, Kiarn T. Laverick, and Howard M. Wiseman. “Unifying theory of quantum state estimation using past and future information”. In: *Physics Reports* 930 (2021), pp. 1–40. DOI: <https://doi.org/10.1016/j.physrep.2021.07.003>.
- [70] K. Kraus, A. Böhm, J. D. Dollard, and W. H. Wootters. *States, Effects, and Operations: Fundamental Notions of Quantum Theory*. Lecture Notes in Physics, 190. Berlin, Heidelberg: Springer, 1983. DOI: [10.1007/3-540-12732-1](https://doi.org/10.1007/3-540-12732-1).
- [71] Pierre Rouchon and Jason F. Ralph. “Efficient quantum filtering for quantum feedback control”. In: *Phys. Rev. A* 91 (1 2015), p. 012118. DOI: [10.1103/PhysRevA.91.012118](https://doi.org/10.1103/PhysRevA.91.012118).
- [72] John Steinmetz, Debmalaya Das, Irfan Siddiqi, and Andrew N. Jordan. “Continuous measurement of a qudit using dispersively coupled radiation”. In: *Phys. Rev. A* 105 (5 2022), p. 052229. DOI: [10.1103/PhysRevA.105.052229](https://doi.org/10.1103/PhysRevA.105.052229).
- [73] Crispin Gardiner. *Stochastic methods: a handbook for the natural and social sciences*. Berlin Heidelberg: Springer-Verlag, 2009.
- [74] N. G. van Kampen. *Stochastic Processes in Physics and Chemistry*. Elsevier Sci. and Tech. (Amsterdam), 2007. DOI: [10.1016/B978-0-444-52965-7.X5000-4](https://doi.org/10.1016/B978-0-444-52965-7.X5000-4).
- [75] Peter E. Kloeden and Eckhard Platen. *Numerical Solution of Stochastic Differential Equations*. Berlin, Heidelberg: Springer-Verlag, 1992. DOI: [10.1007/978-3-662-12616-5](https://doi.org/10.1007/978-3-662-12616-5).
- [76] Stuart S. Szigeti, Andre R. R. Carvalho, James G. Morley, and Michael R. Hush. “Ignorance Is Bliss: General and Robust Cancellation of Decoherence via No-Knowledge Quantum Feedback”. In: *Phys. Rev. Lett.* 113 (2 2014), p. 020407. DOI: [10.1103/PhysRevLett.113.020407](https://doi.org/10.1103/PhysRevLett.113.020407).
- [77] Hadis Amini, Mazyar Mirrahimi, and Pierre Rouchon. *On stability of continuous-time quantum-filters*. 2011. arXiv: [1103.2706 \[math.OC\]](https://arxiv.org/abs/1103.2706).
- [78] Ivonne Guevara and Howard M. Wiseman. “Completely positive quantum trajectories with applications to quantum state smoothing”. In: *Phys. Rev. A* 102 (5 2020), p. 052217. DOI: [10.1103/PhysRevA.102.052217](https://doi.org/10.1103/PhysRevA.102.052217).
- [79] Nattaphong Wonglakhon, Sujin Suwanna, and Areeya Chantasri. “Euler-Milstein and relevant approaches for high-precision stochastic simulation of quantum trajectories”. In: *Journal of Physics: Conference Series* 1719.1 (2021), p. 012099. DOI: [10.1088/1742-6596/1719/1/012099](https://doi.org/10.1088/1742-6596/1719/1/012099).
- [80] Eugene Wong and Moshe Zakai. “On the Convergence of Ordinary Integrals to Stochastic Integrals”. In: *The Annals of Mathematical Statistics* 36.5 (1965), pp. 1560–1564. DOI: [10.1214/aoms/1177699916](https://doi.org/10.1214/aoms/1177699916).
- [81] Eugene Wong and Moshe Zakai. “On the relation between ordinary and stochastic differential equations”. In: *International Journal of Engineering Science* 3.2 (1965), pp. 213–229. DOI: [10.1016/0020-7225\(65\)90045-5](https://doi.org/10.1016/0020-7225(65)90045-5).
- [82] John Gough. “Quantum Stratonovich calculus and the quantum Wong-Zakai theorem”. In: *Journal of Mathematical Physics* 47.11 (2006), p. 113509. DOI: [10.1063/1.2354331](https://doi.org/10.1063/1.2354331).

- [83] Philippe Lewalle. *Quantum Trajectories and their Extremal-Probability Paths: New Phenomena and Applications*. PhD Dissertation, University of Rochester. 2021. URL: <http://hdl.handle.net/1802/36379>.
- [84] Tathagata Karmakar, Philippe Lewalle, and Andrew N. Jordan. “Stochastic Path-Integral Analysis of the Continuously Monitored Quantum Harmonic Oscillator”. In: *PRX Quantum* 3 (1 2022), p. 010327. DOI: [10.1103/PRXQuantum.3.010327](https://doi.org/10.1103/PRXQuantum.3.010327).
- [85] Arianna C. Cylke, Philippe Lewalle, Tanawut Nongneaw, Howard M. Wiseman, Andrew N. Jordan, and Areeya Chantasri. *Stochastic Action Functionals for Diffusive Quantum Trajectories (In Preparation)*. 2023.
- [86] G. Vacanti, R. Fazio, S. Montangero, G. M. Palma, M. Paternostro, and V. Vedral. “Transitionless quantum driving in open quantum systems”. In: *New Journal of Physics* 16:5 (2014), p. 053017. DOI: [10.1088/1367-2630/16/5/053017](https://doi.org/10.1088/1367-2630/16/5/053017).
- [87] Roie Dann, Ander Tobalina, and Ronnie Kosloff. “Shortcut to Equilibration of an Open Quantum System”. In: *Phys. Rev. Lett.* 122 (25 2019), p. 250402. DOI: [10.1103/PhysRevLett.122.250402](https://doi.org/10.1103/PhysRevLett.122.250402).
- [88] Sahar Alipour, Aurelia Chenu, Ali T. Rezakhani, and Adolfo del Campo. “Shortcuts to Adiabaticity in Driven Open Quantum Systems: Balanced Gain and Loss and Non-Markovian Evolution”. In: *Quantum* 4 (2020), p. 336. DOI: [10.22331/q-2020-09-28-336](https://doi.org/10.22331/q-2020-09-28-336).
- [89] L. Dupays, I. L. Egusquiza, A. del Campo, and A. Chenu. “Superadiabatic thermalization of a quantum oscillator by engineered dephasing”. In: *Phys. Rev. Res.* 2 (3 2020), p. 033178. DOI: [10.1103/PhysRevResearch.2.033178](https://doi.org/10.1103/PhysRevResearch.2.033178).
- [90] Areeya Chantasri and Andrew N. Jordan. “Stochastic path-integral formalism for continuous quantum measurement”. In: *Phys. Rev. A* 92 (3 2015), p. 032125. DOI: [10.1103/PhysRevA.92.032125](https://doi.org/10.1103/PhysRevA.92.032125).
- [91] Reinhold A. Bertlmann and Philipp Krammer. “Bloch vectors for qudits”. In: *Journal of Physics A: Mathematical and Theoretical* 41:23 (2008), p. 235303. DOI: [10.1088/1751-8113/41/23/235303](https://doi.org/10.1088/1751-8113/41/23/235303).
- [92] S. J. Weber, Areeya Chantasri, Justin Dressel, Andrew N. Jordan, Kater W. Murch, and I. Siddiqi. “Mapping the optimal route between two quantum states”. In: *Nature* 511 (2014), p. 570. DOI: [10.1038/nature13559](https://doi.org/10.1038/nature13559).
- [93] Andrew N. Jordan, Areeya Chantasri, Pierre Rouchon, and Benjamin Huard. “Anatomy of Fluorescence: Quantum trajectory statistics from continuously measuring spontaneous emission”. In: *Quantum Studies: Math. and Found.* 3 (2015), p. 237. DOI: [10.1007/s40509-016-0075-9](https://doi.org/10.1007/s40509-016-0075-9).
- [94] Philippe Lewalle, Areeya Chantasri, and Andrew N. Jordan. “Prediction and characterization of multiple extremal paths in continuously monitored qubits”. In: *Phys. Rev. A* 95 (4 2017), p. 042126. DOI: [10.1103/PhysRevA.95.042126](https://doi.org/10.1103/PhysRevA.95.042126).
- [95] Mahdi Naghiloo, D. Tan, P. M. Harrington, Philippe Lewalle, Andrew N. Jordan, and Kater W. Murch. “Quantum caustics in resonance-fluorescence trajectories”. In: *Phys. Rev. A* 96 (5 2017), p. 053807. DOI: [10.1103/PhysRevA.96.053807](https://doi.org/10.1103/PhysRevA.96.053807).
- [96] Philippe Lewalle, John Steinmetz, and Andrew N. Jordan. “Chaos in continuously monitored quantum systems: An optimal-path approach”. In: *Phys. Rev. A* 98 (1 2018), p. 012141. DOI: [10.1103/PhysRevA.98.012141](https://doi.org/10.1103/PhysRevA.98.012141).
- [97] V. I. Arnold. *Mathematical Methods of Classical Mechanics*. New York: Springer, 1989. DOI: [10.1007/978-1-4757-1693-1](https://doi.org/10.1007/978-1-4757-1693-1).
- [98] Daniel Manzano. “A short introduction to the Lindblad master equation”. In: *AIP Advances* 10:2 (2020), p. 025106. DOI: [10.1063/1.5115323](https://doi.org/10.1063/1.5115323).
- [99] Richard Jozsa. “Fidelity for mixed quantum states”. In: *Journal of modern optics* 41:12 (1994), pp. 2315–2323. DOI: [10.1080/09500349414552171](https://doi.org/10.1080/09500349414552171).
- [100] K. W. Murch, U. Vool, D. Zhou, S. J. Weber, S. M. Girvin, and I. Siddiqi. “Cavity-Assisted Quantum Bath Engineering”. In: *Phys. Rev. Lett.* 109 (18 2012), p. 183602. DOI: [10.1103/PhysRevLett.109.183602](https://doi.org/10.1103/PhysRevLett.109.183602).
- [101] D. A. Lidar, I. L. Chuang, and K. B. Whaley. “Decoherence-Free Subspaces for Quantum Computation”. In: *Phys. Rev. Lett.* 81 (12 1998), pp. 2594–2597. DOI: [10.1103/PhysRevLett.81.2594](https://doi.org/10.1103/PhysRevLett.81.2594).
- [102] François-Marie Le Régent and Pierre Rouchon. *Heisenberg formulation of adiabatic elimination for open quantum systems with two time-scales*. 2023. arXiv: [2303.17308](https://arxiv.org/abs/2303.17308) [quant-ph].

- [103] Lev-Arcady Sellem, Rémi Robin, Philippe Campagne-Ibarcq, and Pierre Rouchon. *Stability and decoherence rates of a GKP qubit protected by dissipation*. 2023. arXiv: [2304.03806 \[quant-ph\]](#).
- [104] P. Campagne-Ibarcq, A. Eickbusch, S. Touzard, E. Zalts-Geller, N. E. Frattini, V. V. Sivak, P. Reinhold, S. Puri, S. Shankar, R. J. Schoelkopf, L. Frunzio, M. Mirrahimi, and M. H. Devoret. “Quantum error correction of a qubit encoded in grid states of an oscillator”. In: *Nature* 584 (2020), pp. 368–372. DOI: [10.1038/s41586-020-2603-3](#).
- [105] V. V. Sivak, A. Eickbusch, B. Royer, S. Singh, I. Tsioutsios, S. Ganjam, A. Miano, B. L. Brock, A. Z. Ding, L. Frunzio, S. M. Girvin, R. J. Schoelkopf, and M. H. Devoret. “Real-time quantum error correction beyond break-even”. In: *Nature* 616 (2023), pp. 50–55. DOI: [10.1038/s41586-023-05782-6](#).
- [106] Joachim Cohen and Mazyar Mirrahimi. “Dissipation-induced continuous quantum error correction for superconducting circuits”. In: *Phys. Rev. A* 90 (6 2014), p. 062344. DOI: [10.1103/PhysRevA.90.062344](#).
- [107] José Lebreuilly, Kyungjoo Noh, Chiao-Hsuan Wang, Steven M. Girvin, and Liang Jiang. *Autonomous quantum error correction and quantum computation*. 2021. arXiv: [2103.05007 \[quant-ph\]](#).
- [108] Jeffrey M. Gertler, Brian Baker, Juliang Li, Shruti Shirol, Jens Koch, and Chen Wang. “Protecting a bosonic qubit with autonomous quantum error correction”. In: *Nature* 590 (2021), pp. 243–248. DOI: [10.1038/s41586-021-03257-0](#).
- [109] Oles Shtanko, Yu-Jie Liu, Simon Lieu, Alexey V. Gorshkov, and Victor V. Albert. *Bounds on Autonomous Quantum Error Correction*. 2023. arXiv: [2308.16233 \[quant-ph\]](#).
- [110] Juan Atalaya, Alexander N. Korotkov, and K. Birgitta Whaley. “Error-correcting Bacon-Shor code with continuous measurement of noncommuting operators”. In: *Phys. Rev. A* 102 (2 2020), p. 022415. DOI: [10.1103/PhysRevA.102.022415](#).
- [111] Razieh Mohseninia, Jing Yang, Irfan Siddiqi, Andrew N. Jordan, and Justin Dressel. “Always-On Quantum Error Tracking with Continuous Parity Measurements”. In: *Quantum* 4 (2020), p. 358. DOI: [10.22331/q-2020-11-04-358](#).
- [112] William P. Livingston, Machiel S. Blok, Emmanuel Flurin, Justin Dressel, Andrew N. Jordan, and Irfan Siddiqi. “Experimental demonstration of continuous quantum error correction”. In: *Nat. Commun.* 13 (2022), p. 2307. DOI: [10.1038/s41467-022-29906-0](#).
- [113] Ian Convy and K. Birgitta Whaley. “A Logarithmic Bayesian Approach to Quantum Error Detection”. In: *Quantum* 6 (2022), p. 680. DOI: [10.22331/q-2022-04-04-680](#).
- [114] Ian Convy, Haoran Liao, Song Zhang, Sahil Patel, William P Livingston, Ho Nam Nguyen, Irfan Siddiqi, and K Birgitta Whaley. “Machine learning for continuous quantum error correction on superconducting qubits”. In: *New Journal of Physics* 24.6 (2022), p. 063019. DOI: [10.1088/1367-2630/ac66f9](#).
- [115] Alexander N. Korotkov. “Quantum Bayesian approach to circuit QED measurement with moderate bandwidth”. In: *Phys. Rev. A* 94 (4 2016), p. 042326. DOI: [10.1103/PhysRevA.94.042326](#).
- [116] Yuto Ashida, Zongping Gong, and Masahito Ueda. “Non-Hermitian physics”. In: *Advances in Physics* 69.3 (2020), pp. 249–435. DOI: [10.1080/00018732.2021.1876991](#).