
PRESERVING THE KNOWLEDGE OF LONG CLINICAL TEXTS USING AGGREGATED ENSEMBLES OF LARGE LANGUAGE MODELS

RESEARCH ARTICLE

Mohammad Junayed Hasan¹, Suhra Noor¹, and Mohammad Ashrafuzzaman Khan¹

¹Department of Electrical and Computer Engineering, North South University, Bashundhara, Dhaka

ABSTRACT

Clinical texts, such as admission notes, discharge summaries, and progress notes, contain rich and valuable information that can be used for various clinical outcome prediction tasks. However, applying large language models, such as BERT-based models, to clinical texts poses two major challenges: the limitation of input length and the diversity of data sources. This paper proposes a novel method to preserve the knowledge of long clinical texts using aggregated ensembles of large language models. Unlike previous studies which use model ensembling or text aggregation methods separately, we combine ensemble learning with text aggregation and train multiple large language models on two clinical outcome tasks: mortality prediction and length of stay prediction. We show that our method can achieve better results than baselines, ensembling, and aggregation individually, and can improve the performance of large language models while handling long inputs and diverse datasets. We conduct extensive experiments on the admission notes from the MIMIC-III clinical database by combining multiple unstructured and high-dimensional datasets, demonstrating our method's effectiveness and superiority over existing approaches. We also provide a comprehensive analysis and discussion of our results, highlighting our method's applications and limitations for future research in the domain of clinical healthcare. The results and analysis of this study is supportive of our method assisting in clinical healthcare systems by enabling clinical decision-making with robust performance overcoming the challenges of long text inputs and varied datasets.

Keywords Clinical outcome prediction · Large language models · Text aggregation · Ensemble learning · Clinical texts

1 Introduction

Clinical Natural Language Processing (NLP) has revolutionized the healthcare industry by providing effective ways to interpret and analyze the vast amount of clinical data [1]. Usually clinical data are stored in the form of Electronic Health Records (EHRs) in massive databases like the MIMIC-III clinical database [2] or eICU clinical database [3], which are usually unstructured, high-dimensional, heterogeneous, temporally dependent, irregular and contain sparse information [4]. Clinical texts, specifically patients' admission notes, are rich in critical information that can inform healthcare decisions and improve patient outcomes. These notes can prevent doctors from overlooking possible risks and help hospitals to plan capacities. Moreover, they can also be used in clinical diagnosis, treatment, decision support, information retrieval, and knowledge discovery.

Processing clinical data is hard for two reasons. First set of difficulties come from the complexity and diversity of the data source. Different hospitals, organizations, doctors, related people collect data as suit their needs best. As a result, the data are loosely structured inside the organizations, and the structure varies between the organizations. The vocabulary used in the documents is highly specialized is often carries biases due to the complexity of the domain. Transformer [5] encoders and decoders are ideal for processing such data.

Most importantly, the medical records are long pieces of text. They contain detailed descriptions of patient's conditions, histories, medications, procedures and outcomes, etc. Most often it is not possible to input the whole record to a transformer-based encoder at the same time. Therefore, the input length limitation of the transformer restricts the context the model can extract. For the transformer encoders (for example BERT) there is a maximum length that it can handle. For the original BERT model the length was 512 tokens [6]. This limitation leads to information loss, performance degradation, and computational inefficiency in long text NLP tasks [7].

This problem affects researchers and clinicians alike, limiting the utility of advanced NLP techniques in real-world healthcare settings. If unresolved, crucial patient information could be lost or misinterpreted, adversely impacting clinical decisions. Solving this problem is essential to improving the quality and usability of clinical NLP systems and enabling them to handle more complex and diverse available data. With this goal, we identify a major challenge in clinical NLP research: handling long text inputs that exceed the capacity of most existing BERT-like models for improving the performance and robustness of clinical prediction tasks.

Many studies have attempted to address the problem of long text handling surrounding BERT and its derivatives. The methods followed in these studies include text truncation [8], text aggregation [9, 10, 11], text chunking with a sliding window [12] or designing language models that are specific for long text inputs, such as Longformer [7] and BigBird [13]. **Text Truncation** involves cutting off the parts of the text that the model cannot handle, i.e. anything more than 512 tokens. The truncation can be done in three ways: (i) Keeping the first 512 tokens and truncating the rest (ii) Keeping the last 512 tokens and truncating the rest (iii) Methodologically selecting 512 important tokens from the middle of the text and truncating the rest. **Text Aggregation** involves splitting long texts into multiple segments and classifying each segment separately or aggregating their outputs using various strategies such as hard voting, majority voting, soft voting, averaging, or weighted averaging. **Text Chunking with Sliding Window** splits long texts into multiple segments by keeping an overlapping portion between segments to preserve the information from one segment to another and then classifies each segment separately or aggregates their outputs using various strategies. **Pre-trained Language Models** like Longformer and BigBird use sparse or global attention mechanisms to extend the maximum input sequence length from 512 to 4096 tokens.

Although the mentioned approaches come with various advantages and benefits, we identify and analyze several crucial shortcomings and limitations of the methods: *(a) Critical Information Loss:* Methods like truncation and using pre-trained language models like Longformer and BigBird may discard important information that is located in the truncated parts of the text. This leads to information loss since the text is truncated beyond 512 or 4096 tokens. Clinical texts and admission notes usually contain information way more than the mentioned number of tokens, hence being prone to critical information loss during training and inference. *(b) Contextual Discontinuity:* Techniques such as text chunking with a sliding window, while aiming to preserve continuity, can introduce breaks in the contextual flow of information. If significant information straddles the boundary between two segments, the model might fail to recognize the relationship between the two pieces of information. *(c) Annotation Challenges:* Handling long clinical texts often requires high-quality annotations for training supervised models. The sheer length and complexity of these texts can make the annotation process cumbersome, time-consuming, and prone to errors, affecting the overall quality of the trained model. *(d) Domain-specific Challenges:* Clinical language is laden with domain-specific terminologies, and abbreviations, and often presents itself in a non-standard form. Techniques that work well on general texts might not necessarily perform effectively on clinical notes, exacerbating the problem of long-text handling in clinical NLP. *(e) Scalability Issues:* As the size and complexity of clinical databases continue to grow, the methods to handle long texts need to be scalable. Many current solutions, while effective on smaller datasets, might not scale well to larger, more diverse datasets without a decline in performance or a significant rise in computational costs. In light of these challenges, there is a pressing need for more comprehensive and scalable solutions that can effectively handle long clinical texts while ensuring accuracy, efficiency, and the preservation of critical information.

In this study, we propose a framework that fuses the strengths of model ensembling with text aggregation using a sliding window approach, designed explicitly to circumvent the challenges associated with handling long clinical texts. By integrating these techniques, our method not only accommodates extensive inputs but also amplifies the predictive accuracy by tapping into the collective intelligence of multiple models. Distinct from the existing methods, our approach uniquely combines both ensembling and aggregation, in contrast to leveraging them individually. We report average improvement in predictive performance of the methodology followed in this study as compared to existing methods like ensembling and aggregating in two crucial clinical tasks: mortality prediction and length of stay prediction. This combination ensures that we harness each technique's benefits while offsetting their limitations. For instance, where ensembling boosts the model's robustness, aggregation assists in handling the extensive lengths of clinical texts. To further the robustness of our approach, we collect and perform extensive experiments on the admission notes from the MIMIC-III clinical database and show that our method outperforms strong baseline approaches.

Contributions. The main contributions of this study can be summarized as follows:

- We explored the possibility of using an ensemble of transformer-based encoders to process long text. Processing long sequences of text is important for clinical text as information critical for patient care could remain in any place of the medical records. To our knowledge, most other works in this area discard most of the text.
- We fine-tune multiple pre-trained large language models on two important clinical tasks: mortality prediction and length of stay prediction and show that the followed method outperforms the baselines and current state-of-the-arts.

- The proposed approach is designed to be scalable, accommodating the ever-growing sizes and complexities of clinical databases without compromising on performance. Through our integrated approach, we show that we can substantially minimize the loss of critical information in clinical texts.
- We conduct extensive experiments on the admission notes from the MIMIC-III clinical database, and provide a comprehensive analysis of our results.
- We ensure transparency and foster further research by making our code, pre-trained models, and implementation details publicly accessible.

2 Related Works

Context Constrained LLMs. The introduction of BERT (Bidirectional Encoder Representations from Transformers) marked a paradigm shift in NLP, emphasizing bidirectional context extraction from text. With its transformer architecture, BERT has been adept at discerning intricate textual patterns, setting new benchmarks across diverse NLP tasks [6]. The model’s groundbreaking nature spurred a series of transformer-based successors. Notwithstanding, a shared constraint across many is the context size, typically limited to 512 tokens. RoBERTa [14], an enhancement over BERT, fine-tuned the training methodology and data to achieve superior performance. However, it inherited the 512-token limitation. DistilBERT [15], designed for efficiency, distilled BERT’s essence while slashing its size and computational requirements, yet persisted with the token constraint. ALBERT [16] innovated structurally by factorizing the embedding layer and sharing parameters across layers, reducing the model’s size without compromising its efficacy. Still, the 512-token context limitation remained. Acknowledging the context constraint, Longformer [7] was conceived. It employs a blend of local and global attention mechanisms, pushing the envelope by efficiently managing documents with 4096 tokens. Similarly, BigBird [13] incorporates sparse attention patterns to cater to extended sequences. Their design does, however, entail predefined global tokens, potentially limiting their applicability to specific tasks or domains. And, despite their advancements, a maximum sequence length constraint persists, which becomes evident when processing extended clinical texts. With clinical texts possessing unique linguistic complexities, domain-specific models emerged. ClinicalBERT [17] is a BERT adaptation, fine-tuned on the MIMIC-III database’s clinical notes, ensuring nuanced clinical language representation. BioBERT [18], although not strictly clinical, was honed for biomedical tasks. Similarly, BlueBERT [19], focusing on the biomedical realm, employed embeddings tailored to PubMed abstracts. MedBERT [20], targeted at medical transcriptions, captures the essence of patient-doctor interactions, while BioDischargeSummaryBERT [21], pretrained on discharge summaries, emphasizes domain-specific embeddings’ superiority over generic ones. CORE [22], evolving from BioBERT, emphasizes patient outcomes, setting new benchmarks for clinical outcome predictions. Recently, efforts like [23] fine-tuned models such as Longformer and BigBird on clinical texts, yielding Clinical-longformer and Clinical-bigbird, both capable of handling 4096 tokens. Despite these endeavors, the fundamental context size constraint—be it 512 or 4096 tokens—remains an unaddressed challenge in BERT-like language models.

Long Text Handling. Addressing the issue of understanding extended texts using BERT-like LLMs has been at the forefront of research given BERT’s prowess across a spectrum of tasks, notably text classification. Central to this endeavor are approaches like text aggregation and overlapping sliding windows, both tailored to ensure contextual continuity across divided chunks of lengthy documents. To start, [9] harnessed a hierarchical methodology to address this challenge. Their strategy segmented the input into more digestible portions, each being independently processed through a base model. Subsequent to this, the outputs of these chunks underwent aggregation via either a recurrent layer or an additional transformer, culminating in a softmax activation. This sequence ensures that the intrinsic meaning within the divided segments isn’t lost during processing. In the same vein, [10] adopted a text aggregation mechanism. Opting for the DistilBERT model, their approach was particularly designed for expansive clinical texts—a nod towards the computational and resource constraints of earlier models. Offering another perspective, [11] relied on an averaging technique to generate embeddings from various clinical text fragments, which were then utilized in more traditional machine learning architectures, such as Random Forest and feed-forward neural networks. Their end goal was to predict the length of a patient’s stay based on distinct time frames. Highlighting the merits of overlapping windows, [12] demonstrated the efficacy of their chunking technique. By dividing texts into smaller passages and processing them with a sliding window, they could substantially outperform conventional methods in their experiments. Similarly, [10] innovatively integrated a sliding selector network along with dynamic memory to succinctly summarize extensive documents. [24] offered a layered perspective through their hierarchical sliding window strategy. Their approach allowed inputs to be processed blockwise using scaled dot-attentions, with subsequent layers intelligently integrating these processed blocks. Parallel to these focused methods, some researchers pursued the refinement of transformer architectures, as seen in works like [25, 26, 27, 28]. Among them, [29] stands out by tailoring BERT to incorporate sparse block structures within the attention matrix. This modification streamlined both memory usage and computation times while empowering attention heads to discern both short and long-term contextual nuances. However, the journey

to refine long text handling isn't without its pitfalls. Recognizing inherent drawbacks like insufficient long-range attentions or the specialized computational requirements in some techniques, [30] steered their research towards a dual-model system. By jointly training two BERT (or RoBERTa) models, they crafted a mechanism to cherry-pick pivotal sentences from lengthy documents—a strategy that has proven invaluable across various tasks, including text classification. In summation, while significant strides have been made in handling extensive texts with LLMs, there exists an intricate dance between segmenting these texts and preserving their inherent context. It's this intricate balance that our research seeks to perfect, harmonizing text segmentation, context preservation, and optimized performance.

Ensembles of BERT in Clinical NLP. The transformative influence of the BERT architecture, derived from Transformer models, has significantly enriched the landscape of Clinical NLP. A notable shift from traditional tokenization methods was observed in [31], where CharacterBERT opted for a character-centric approach in place of the standard wordpiece tokenization. This was not only a move towards conceptual simplicity but also showed how ensemble models could be deployed using a majority voting strategy for enhanced outcomes. Another significant stride was made by [32], which unveiled the power of transfer learning in the realm of Clinical NLP. Their approach utilized BERT and its specialized variant, BioBERT, in an ensemble framework, establishing new benchmarks in the process. BERT's ensemble strength was further spotlighted in diverse applications: [33] harnessed it to effectively detect medication mentions from Twitter data, while [34] demonstrated its prowess in detecting depression signs from clinical interview transcripts. Going beyond the standard application of BERT, [35] integrated it with neural unsupervised domain adaptation techniques, opening avenues for enhanced negation detection in clinical narratives. The challenge of language specificity in NLP tasks was tackled ingeniously by studies [36] and [37]. Both emphasized the potency of ensemble strategies in addressing named entity recognition challenges in Chinese clinical records, setting new performance standards. Lastly, the realm of medication information extraction, vital for healthcare, witnessed a significant advancement with [38]. Their work, built on a stacked ensemble, not only excelled in extracting adverse drug events and medication details but also confirmed the broad-spectrum potential of BERT-based ensembles across varied clinical NLP challenges. Building on the ongoing evolution and applications of ensemble methods in this domain, we, for the first time, leverage ensemble modeling for two clinical tasks: mortality prediction and length of stay prediction.

Prediction of In-Hospital Mortality and Length of Stay. The task of predicting mortality and the length of stay from clinical texts has witnessed significant advancements, with multiple machine learning-based approaches proposed. Broadly, these techniques can be categorized based on their architectural and theoretical foundations. Hierarchical designs are evident in several studies, aiming to extract a layered understanding from clinical texts. [39] employed a hierarchical CNN-transformer model for ICU patient mortality prediction in a multi-task setting. A similar hierarchical approach was taken by [40] using attention-based RNNs, focusing on the distinction of meaningful gaps between notes. [41] proposed a time-aware transformer-based hierarchical structure specifically for mortality prediction. The power of transformer architectures, especially BERT, has been harnessed by many for these tasks. [42] introduced a deep learning survival framework leveraging BERT for language representation. [43] utilized transformer networks like BERT to embed clinical notes for predicting both mortality and length of stay. Moreover, [22] combined self-supervised knowledge integration and clinical outcome pre-training using admission notes for similar predictions. Incorporating diverse data types, [44] combined clinical notes with MIMIC-III's time-series data for in-hospital mortality prediction. [45] championed a temporal-clinical note network for this purpose, while [46] concentrated on nursing notes to gauge ICU length of stay. More recently, [47] used a clinical language model in a multimodal setup for predicting 30-day all-cause mortality upon hospital admission in patients with COVID-19 and [48] applied transformer models like BERT and XLNet on patient time series to predict 6-month mortality in cardiac patients. Advancing the integration, [49] presented the Holistic AI in Medicine (HAIM) framework, outperforming similar single-source methodologies. Furthermore, [50] integrated convolution over medical entities with multimodal learning for dual predictions. Despite these significant advancements, an evident gap remains in their practical applicability due to moderate performance of models. The healthcare domain, while benefiting from modern transformer-based models for text analysis and prediction tasks, struggles with their real-world applicability. Addressing this lacuna, our research emphasizes the power of transformer models, particularly BERT and its derivatives, through ensemble modeling and text aggregation techniques, with the goal to improve the performance and robustness of the models.

3 Methodology

3.1 Components

Our goal is to overcome the input length limitation of transformer encoder (for example BERT) models. Therefore, the components we used in our proposed methodology is fundamentally rooted in overcoming the intrinsic limitations of BERT-based models to process longer textual inputs, thereby maximizing the information retrieval from clinical notes.

By adopting an ensemble-based approach coupled with strategic text aggregation, we aim to harness the strengths of multiple baseline models while mediating their individual limitations. A cohesive representation of this intricate design is detailed in [Figure 1](#). The primary components encapsulated in the architecture are:

1. **Clinical Notes (N):** Represented as a sequence of tokens, $N = \{n_1, n_2, \dots, n_m\}$ where m is the total number of tokens. N encapsulates comprehensive patient data encompassing medical histories H , symptom vectors S , diagnostic outcomes D , and treatment protocols T .
2. **Tokenization and Text Chunking:** Clinical admission notes N undergo a tokenization process, resulting in a set $T_N = \{t_1, t_2, \dots, t_m\}$ where m is the length of the note in tokens. These tokens are then segmented into chunks, $C = \{c_1, c_2, \dots, c_k\}$ such that each chunk c_i has a maximum length of 512 tokens with an overlap of 50 tokens. To maintain semantic continuity, each chunk c_i is appended with [CLS] and [SEP] tokens, denoted as c'_i .
3. **Baseline Model Ensemble:** Let $B = \{b_1, b_2, \dots, b_p\}$ represent the ensemble of p BERT-based baseline models. Each chunk c'_i is passed through each model b_j in B . The prediction generated by model b_j for chunk c'_i is denoted as $P_{i,j}$. Thus, the prediction matrix for all chunks and models is represented as $P = \{P_{1,1}, P_{1,2}, \dots, P_{k,p}\}$.
4. **Prediction Aggregation:** The predictions from each chunk c'_i are aggregated using a weighted average mechanism. Let $W = \{w_1, w_2, \dots, w_k\}$ be the set of weights for each chunk. The aggregated prediction A_i for chunk c'_i is given in [Equation 1](#) by:

$$A_i = \sum_{j=1}^p w_j \times P_{i,j} \quad (1)$$

The final prediction A for the clinical note N is then obtained by consolidating all A_i , typically through averaging or another fusion strategy.

3.2 Clinical Notes

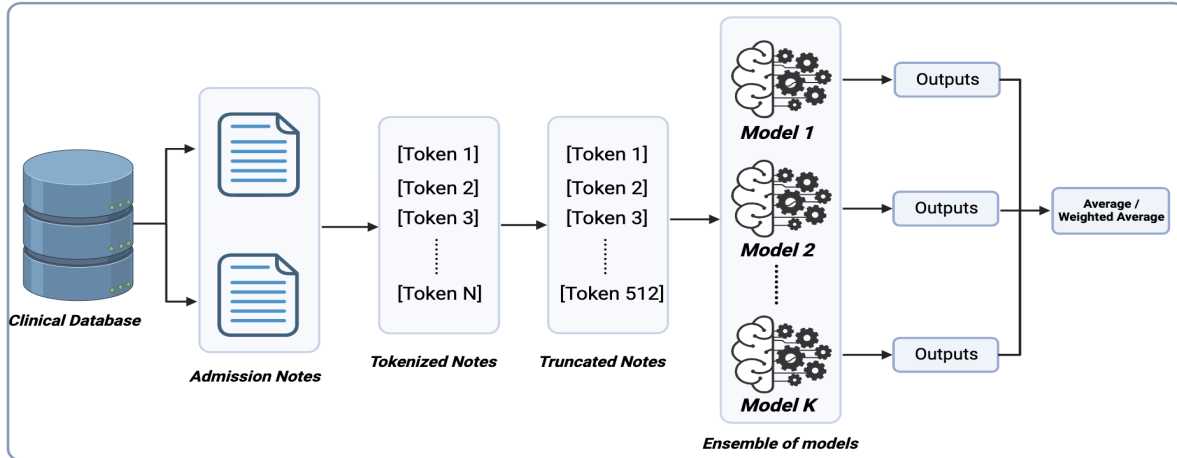
Clinical notes, pivotal to the healthcare domain, serve as detailed repositories of patient-centric information, providing valuable insights into the patient's condition, history, and the healthcare services rendered. In the context of our study, the clinical notes are meticulously curated, encompassing several critical subsections:

- **Chief Complaint (CC):** The primary reason or concern for which the patient seeks medical attention.
- **Present Illness (PI):** A detailed account of the symptoms and problems leading up to the current visit, typically in chronological order.
- **Medical History (MH):** A comprehensive record of the patient's past diseases, surgeries, and medical interventions.
- **Admission Medications (AM):** The list of medications the patient was taking at the time of hospital admission.
- **Allergies (AL):** Documentation of substances that cause adverse reactions in the patient, such as drugs, food, or environmental elements.
- **Physical Exam (PE):** Observations from the physician's examination of the patient, which can include vitals, appearance, and specific tests.
- **Family History (FH):** Information about health conditions and diseases that run in the patient's family, highlighting potential genetic risks.
- **Social History (SH):** Details about the patient's lifestyle, habits, occupation, and social activities, which might influence health outcomes.

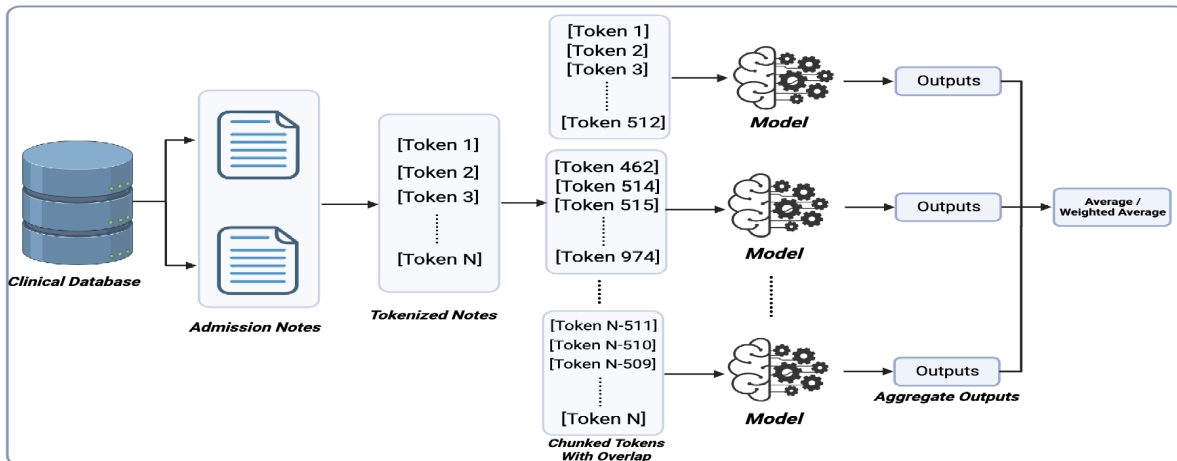
Given a set of admission notes, each note N_i can be mathematically represented in [Equation 2](#) as:

$$N_i = CC_i \oplus PI_i \oplus MH_i \oplus AM_i \oplus AL_i \oplus PE_i \oplus FH_i \oplus SH_i \quad (2)$$

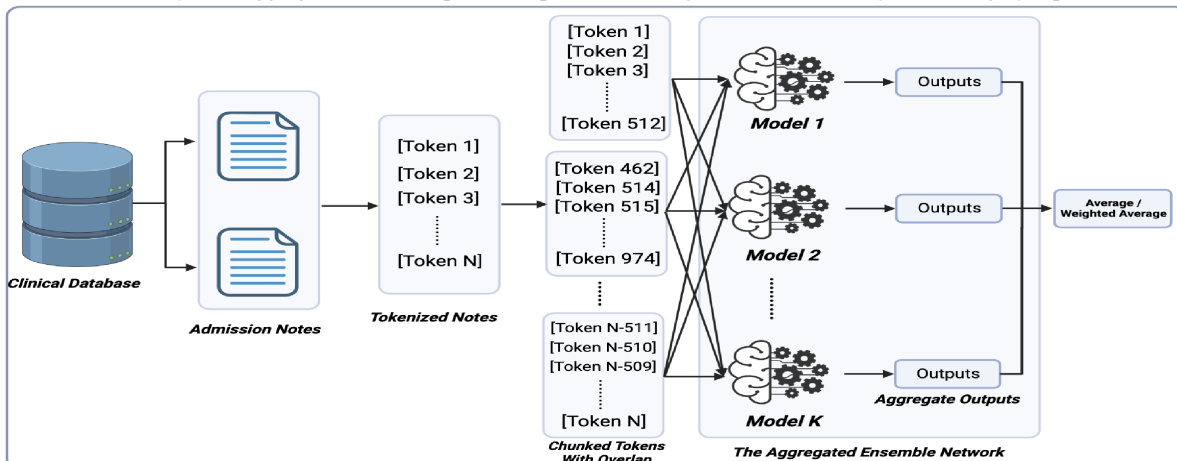
where \oplus represents the concatenation operation. Post collection and concatenation, the notes undergo a two-step preprocessing phase:



(a) Illustration of the ensemble technique: K instances of BERT-based models trained on clinical admission notes to yield diverse predictive outputs. The ensemble integrates these outputs to improve robustness in predicting clinical outcomes.



(b) Schematic representation of the text aggregation process: Long clinical texts are divided into smaller segments, with each segment processed individually. The aggregated results capture comprehensive insights from the entirety of the lengthy input.



(c) Architectural combination of ensembling and aggregation: Segmented long clinical notes are fed into an ensemble of BERT-based models. The collective predictions are then merged, offering enhanced performance and capability to process extensive texts. The models learn to generalize and retain information from all parts of the texts.

Figure 1: Methodological overview of the proposed approach: (a) Ensembling technique utilizing multiple BERT-based models, (b) Aggregation process to handle long clinical texts, and (c) Integrated ensembling and aggregation strategy for optimized performance in predicting clinical outcomes from extended admission notes.

1. **Tokenization:** Each concatenated note N_i is tokenized to yield a sequence of tokens. Let this sequence be represented as $T(N_i) = \{t_1, t_2, \dots, t_m\}$, where m is the length of the note post-tokenization. This is represented in [Equation 3](#) as:

$$T(N_i) = \text{Tokenize}(N_i) \quad (3)$$

2. **Chunking and Augmentation:** To address the inherent token limit in BERT-based models, the tokenized sequences are divided into chunks of a maximum of 512 tokens with an overlap of 50 tokens. For each chunk C_j of $T(N_i)$, we prepend a [CLS] token and append a [SEP] token, yielding an augmented chunk C'_j , as shown in [Equation 4](#).

$$C'_j = [\text{CLS}] \oplus C_j \oplus [\text{SEP}] \quad (4)$$

Consequently, for a tokenized note $T(N_i)$, we obtain a set of augmented chunks $\{C'_1, C'_2, \dots, C'_n\}$, where n is the number of chunks derived from $T(N_i)$.

The inclusion of [CLS] and [SEP] tokens is crucial because BERT-based models, by design, expect these tokens. The [CLS] token acts as an aggregate representation of the entire input, suitable for classification tasks. Especially in clinical notes, the beginning and end of a chunk can be mid-sentence. The [CLS] and [SEP] tokens offer boundary demarcations, ensuring the model does not misinterpret the chunk’s context. During pre-training, BERT models are trained with these tokens. Omitting them during fine-tuning or inference may lead to suboptimal performance. The tokenization and chunking approach, augmented with [CLS] and [SEP] tokens, ensures that each segment of the clinical note is contextually intact, facilitating the extraction of coherent embeddings and thus, robust predictions. Through this rigorous preprocessing regimen, we ensure the structured integration of diverse clinical data into a unified format, ready for downstream analysis by aggregation and the ensemble of models.

3.3 Baseline Models

For conducting the experiments and validating our approach, we choose two pre-trained models, CORE and BioDischargeSummaryBERT.

Clinical Outcome Representations(CORE). *CORE*, as conceptualized by [22], is not just a direct offspring of the BioBERT architecture. Instead, it inherits the foundational strengths of BioBERT and further enhances them. The model undergoes rigorous training on a variety of data sources, from clinical notes and detailed disease descriptions to scholarly medical articles. This eclectic training mix equips CORE to process and understand a wide range of medical contexts. A standout aspect of CORE is its *Clinical Outcome Pre-Training* objective. This innovative objective accentuates the model’s ability to predict potential patient outcomes, utilizing just their admission notes. While CORE’s initial results are promising, to align it perfectly with niche tasks such as mortality prediction or estimating the length of stay, a phase of task-specific fine-tuning becomes necessary. Numerous empirical evaluations validate CORE’s robustness, showcasing its top-tier performance across multiple clinical tasks. Given these attributes, CORE naturally becomes a cornerstone of our ensemble methodology.

BioDischargeSummaryBERT (DischargeBERT). *DischargeBERT*, springing from the lineage of ClinicalBERT [21], zeroes in on optimizing the extraction and understanding of clinical contexts. The base, ClinicalBERT, was adeptly pre-trained on a combination of clinical narratives and discharge summaries. However, DischargeBERT elevates this by delving deeper into the nuances of the clinical domain. Research efforts have illuminated the prowess of DischargeBERT, especially its superior embedding techniques that exhibit a marked improvement over its peers like BERT or BioBERT. The training journey of DischargeBERT is twofold: it starts with the foundational architecture of BioBERT and later shifts focus to discharge summaries sourced from the MIMIC-III clinical database. Its primary aim revolves around discharge-related tasks. Tasks such as predicting a patient’s potential mortality risk or estimating their length of stay in the hospital are where DischargeBERT truly shines. Recognizing these specialized capabilities, we identified DischargeBERT as a pivotal component in our ensemble framework.

3.4 Aggregation Phase

In the aggregation phase, each chunk of a clinical note is passed through a model to obtain a prediction, after which an average is taken to aggregate the outputs. Mathematically,

- $C = \{c_1, c_2, \dots, c_n\}$: Set of chunks obtained from tokenizing a clinical note.

- $M(c_i)$: The prediction of the model M for chunk c_i .
- P_M : The aggregated prediction for the model M .

The aggregation operation is fundamentally an averaging process, given in [Equation 5](#) as:

$$P_M = \frac{1}{n} \sum_{i=1}^n M(c_i) \quad (5)$$

Here, P_M is the mean of the predictions across all chunks. By averaging over chunks, we ensure that each section of the note, regardless of its position, contributes equally to the final prediction. This approach is premised on the assumption that all chunks hold potentially valuable information and should be treated with equal importance.

3.5 Ensemble Phase

With the goal that different models, while individually powerful, can have complementary strengths, we present a mathematical formulation of ensemble of various models for improved generalization and performance. By integrating predictions across an ensemble of models, one can harness the collective intelligence, thereby potentially reducing biases inherent to individual models and boosting prediction robustness.

Mathematically, we can denote the terms of formulation as follows:

- $E = \{M_1, M_2, \dots, M_k\}$: Set of models in the ensemble.
- $M_j(c_i)$: The prediction of the model M_j for chunk c_i .
- P_E : The ensemble prediction for all models in E .

The ensemble prediction P_E is articulated in [Equation 6](#) as:

$$P_E = \frac{1}{k} \sum_{j=1}^k \left(\frac{1}{n} \sum_{i=1}^n M_j(c_i) \right) \quad (6)$$

In this equation, the inner summation computes the average prediction of model M_j across all chunks. The outer summation, on the other hand, aggregates these averaged predictions across all models in the ensemble. Such a structure ensures that the final prediction is a balance of diverse model perspectives and a comprehensive aggregation of chunk-wise insights. The decision to average both at the aggregation and ensemble level has its roots in statistical reasoning. Averaging, as an ensemble method, has proven to be effective in reducing variance while retaining the model bias. This ensures the predictions are more stable and less sensitive to the nuances of individual data chunks or model-specific idiosyncrasies.

For the mortality prediction task, we fine-tune the models using the methodology for a binary classification task (0 for death and 1 for living), whereas, for the length of prediction task, we fine-tune the models for a four-class classification task, where class 0 represents length of stay ≤ 3 days, class 1 represents length of stay > 3 days and ≤ 7 days, class 2 represents length of stay > 7 days and ≤ 14 days, and lastly class 3 represents length of stay > 14 days.

3.6 Algorithm

[Algorithm 1](#) details the steps involved in the methodology, using which, we are able to efficiently utilize BERT’s prowess in catering to the demands of long clinical texts.

Algorithm 1 Training algorithm of the research methodology**Require:** Clinical notes N , Ensemble of baseline models \mathcal{E} , Weight vector \mathbf{W} for aggregation**Ensure:** Aggregated prediction

```

1: Initialize  $\mathcal{P}$  as empty list, Define  $C = 510$ 
2: for each note  $n_i$  in  $N$  do
3:    $\mathcal{T} \leftarrow \text{tokenize}(n_i)$ ,  $\mathcal{C} \leftarrow \text{chunk}(\mathcal{T}, C)$ 
4:   for each  $c_j$  in  $\mathcal{C}$  do
5:     Prepend [CLS] and append [SEP] to  $c_j$ 
6:   end for
7:   for each model  $m_k$  in  $\mathcal{E}$ , each  $c_j$  in  $\mathcal{C}$  do
8:      $o_{i,j,k} \leftarrow m_k(c_j)$ 
9:   end for
10:  for each  $c_j$  in  $\mathcal{C}$  do
11:     $a_{i,j} \leftarrow \sum_k o_{i,j,k} \times W_k$ 
12:  end for
13:   $O_i \leftarrow \frac{1}{|\mathcal{C}|} \sum_j a_{i,j}$ , Append  $O_i$  to  $\mathcal{P}$ 
14: end for
15: return  $\mathcal{P}$ 

```

4 Experiments

4.1 Dataset

For our experiments and evaluation, we use the Medical Information Mart for Intensive Care III (MIMIC-III) clinical database, which is a publicly accessible and comprehensive database that comprises de-identified health-related data from over forty thousand patients who were admitted to critical care units at the Beth Israel Deaconess Medical Center between 2001 and 2012 [2]. Its significance in the realm of medical informatics and machine learning is paramount, as it acts as a benchmark for myriad research initiatives aimed at better understanding and predicting patient outcomes. The MIMIC-III dataset is a result of rigorous collection processes that maintain high standards of data integrity and patient privacy. Ensuring data quality and usability, all individual identifiers have been meticulously removed, replaced, or scrambled, thus rendering it compliant with the Health Insurance Portability and Accountability Act (HIPAA) regulations [51]. Despite such stringent de-identification, the data retains crucial medical details, offering a rich tapestry of clinical narratives, laboratory results, and imaging data, among others. Specifically, MIMIC-III incorporates a blend of:

- Clinical notes that represent patient histories, diagnosis narratives, radiology reports, and discharge summaries.
- Physiological data including vital signs, lab test outcomes, and monitoring system readings.
- Patients’ administrative details, encompassing admission and discharge timestamps, demographic data, and insurance information.

For any research endeavor, the depth and breadth of MIMIC-III offer invaluable insights. Clinical notes, especially, are pivotal as they provide intricate narratives on patient conditions, interventions, and progress. Predictive modeling on such intricate data is poised to extract nuanced patterns that lesser detailed datasets might overlook. Furthermore, the expansive size and diverse patient population within MIMIC-III ensure a broad representation, enabling the derivation of more generalizable and robust model inferences. As such, we opt for this dataset, collect it and show detailed experimental results on clinical tasks like mortality and length of stay prediction.

4.2 Data Processing

We extract the admission notes from the MIMIC-III clinical database for mortality prediction and length of stay prediction following the methodology of [22]. Our primary dataset was derived from the MIMIC-III clinical database. From this extensive repository, we specifically extracted clinical admission notes, a subset of data vital to our research objectives. The extraction was performed from two key CSV files: `NOTEEVENTS.csv` and `ADMISSIONS.csv`. These files, intrinsic to the MIMIC-III structure, comprise a myriad of patient-related events and details, serving as the backbone of our research dataset. We performed strategic concatenation of specific columns from both the aforementioned files. The columns of interest were: Chief Complaint, History of Present Illness, Medical History, Admission Medications, Allergies, Physical Exam, Family History, and Social History.

Through adept data manipulation techniques, these columns were amalgamated to produce a unified column, termed `text`. This newly formed column effectively encapsulates comprehensive clinical notes, offering an integrated narrative of the patient’s medical trajectory from admission to discharge. Upon successful concatenation and refinement, we curated two distinct datasets. This bifurcation was instrumental in facilitating both the training and validation phases of the research, ensuring robustness and accuracy in our modeling endeavors. The intricate data processing phase was pivotal in translating raw clinical notes from MIMIC-III into an actionable dataset. The derived data structure provides a comprehensive portrait of patient admissions, laying the groundwork for our subsequent predictive modeling tasks.

4.3 Performance Metrics

The primary metric adopted to gauge the performance of our models is the Receiver Operating Characteristic Area Under the Curve (ROC-AUC). In contexts with multifaceted classes or outcomes, it’s paramount to compute an average AUC that comprehensively encapsulates the overall performance, which leads us to employ the macro-averaged ROC-AUC. The ROC curve visualizes the trade-off between the true positive rate (TPR) and the false positive rate (FPR) across various threshold settings. Mathematically, TPR ([Equation 7](#)) and FPR ([Equation 8](#)) can be represented as:

$$\text{TPR (Sensitivity)} = \frac{\text{TP}}{\text{TP} + \text{FN}} \quad (7)$$

$$\text{FPR (1 - Specificity)} = \frac{\text{FP}}{\text{FP} + \text{TN}} \quad (8)$$

Where:

- TP represents True Positives
- FN represents False Negatives
- FP represents False Positives
- TN represents True Negatives

The AUC provides a scalar value of the ROC’s performance and represents the model’s ability to distinguish between the classes. For multi-class problems, an individual ROC-AUC is computed for each class against the rest. The macro-average of the ROC-AUC is then calculated by averaging the individual ROC-AUCs.

Let AUC_i be the AUC for the i^{th} class. For n classes, the macro-averaged ROC-AUC is given mathematically in [Equation 9](#) as:

$$AUC_{\text{macro}} = \frac{1}{n} \sum_{i=1}^n AUC_i \quad (9)$$

This approach gives equal weight to each class, regardless of its size, making it particularly useful in scenarios where the dataset has class imbalances. In our experiments, given the multifaceted nature of clinical outcomes, the macro-averaged ROC-AUC provides a robust and unbiased performance assessment, aptly reflecting our models’ discriminatory power.

4.4 Implementation Details

The following configurations and setups were used in the implementation of the experiments:

- **Hardware Configuration:** Our computational framework consisted of an NVIDIA T4 Tensor Core GPU furnished with 14GB of virtual memory. The supporting system contained 32 GB of RAM, ensuring smooth memory management during intensive computations.
- **Training Epochs and Early Stopping:** Models were trained for up to 200 epochs. An early stopping mechanism, relying on the ROC-AUC score as a monitor, was incorporated to circumvent overfitting. Training was terminated if the ROC-AUC did not improve by a delta of 0.0001 across three consecutive epochs, underscoring our commitment to resource efficiency and model robustness.
- **Batch Configuration:** Given memory constraints and computational demands, individual models were trained with a batch size of 18. Ensemble configurations adjusted this value based on the ensemble’s size, determined by $\frac{18}{\text{number of models in the ensemble}}$, ensuring uniform memory distribution.

Table 1: The train-validation-test split of the extracted clinical admission notes from the MIMIC-III clinical database on two clinical tasks: mortality prediction and length of stay prediction. The split is done in a 70:10:20 ratio.

Task	Number of Samples			
	Total Extracted	Train Set	Validation Set	Test Set
Mortality Prediction	48684	33954	4908	9822
Length of Stay Prediction	43609	30421	4391	8797

- **Gradient Accumulation:** To stabilize gradient updates and adapt to memory limitations, gradient accumulation was employed, aggregating gradients over ten steps before executing an optimization iteration.
- **Optimizer and Learning Rate Management:** The AdamW optimizer was utilized, combining the advantages of Adam optimization and L2 weight decay. After comprehensive hyperparameter tuning, the learning rate was set at 1×10^{-5} with a weight decay of 0.01. Accompanying this, a linear warm-up learning rate scheduler was employed. The initial 50 steps catered to learning rate adaptation, followed by a linear decay determined by $\frac{\text{length of the train loader} \times \text{epochs}}{\text{gradient accumulation steps}}$.
- **Model Preservation:** In alignment with our focus on performance consistency, the iteration of the model yielding the highest ROC-AUC score during training was persistently saved, enabling seamless evaluation and future deployments.

4.5 Training and Evaluation

The foundation of any empirical study lies in its meticulous planning and rigorous experimentation, safeguarding against potential biases and ensuring reproducibility. Our methodology resonates with this ethos, prioritizing a robust training-validation-testing pipeline.

- **Data Splitting Strategy:** Adhering to the principle of holdout validation, our data was systematically divided into distinct train, validation, and test sets, as depicted in Table 1. This strategy was adopted to guarantee an unbiased evaluation, minimizing the risk of overfitting and ensuring a genuine representation of model performance.
- **Training Protocols:** Models were diligently trained on the designated training set, optimizing their weights based on performance metrics gleaned from the validation set. This iterative refinement assures convergence to a generalizable model, adept at handling unseen data variations.
- **Evaluation and Reporting:** To fortify the integrity of our experimental findings, the final evaluation was exclusively carried out on the untouched test set. By refraining from exposing the model to this dataset during training, we ensure an untainted appraisal of its capabilities, reflecting true external validity. We report the results of our experiments on this test set in the subsequent portions of the paper.

4.6 Results

4.6.1 Preliminary Experiments

Experiment on different baselines. Before diving into the actual findings and results of our primary experiments with the selected baseline models, it needs clarification as to why these models were specifically selected for experimentation and validation. Preliminary experiments on other baseline models like BERT-base, ClinicalBERT and BioBERT-base revealed poorer performance on the clinical admission notes for the tasks of mortality prediction and length of stay prediction than CORE and DischargeBERT. Table 2 shows the first preliminary experimental results on these models. These results are consistent with the literature given that CORE underwent extensive pre-training using self-supervised clinical knowledge integration. Moreover, DischargeBERT was specifically pre-trained on the discharge notes from various clinical texts and knowledge bases, including the MIMIC-III clinical database. As a result, DischargeBERT and CORE outperformed all the other models in the clinical tasks of mortality prediction and length of stay prediction.

Text Aggregation without Overlap. We present the second preliminary results of this study in Table 3, where we experimented with the baseline models without text overlap in text aggregation. The baseline architectures, CORE and DischargeBERT, set the ground truth against which enhancements by subsequent methodologies are gauged. The near-parity between the two baselines signifies that while both models have their strengths, neither possesses an

Table 2: Preliminary results for different experimented baseline models on mortality prediction and length of stay prediction tasks in macro-averaged % AUROC. The CORE and DischargeBERT models outperform the baseline model performances, leading to their selection in the main experiments of our study.

Model	Mortality Prediction	Length of Stay Prediction
BERT Base	81.13	70.40
ClinicalBERT	82.20	71.14
BioBERT Base	82.55	71.59
CORE	82.69	72.08
DischargeBERT	82.32	72.24

Table 3: Preliminary results on mortality prediction and length of stay prediction tasks without text overlap in macro-averaged % AUROC. The aggregated ensemble approach without text overlap outperforms other approaches, leading us to further experiment with text overlap.

Category	Architecture	Mortality Prediction	Length of Stay Prediction
Baseline	CORE	82.69	72.08
	DischargeBERT	82.32	72.24
Ensemble	CORE + DischargeBERT	83.25	72.33
Aggregation	CORE	83.64	72.53
	DischargeBERT	84.27	72.60
Ensemble + Aggregation	CORE + DischargeBERT	84.46	72.68

overwhelming advantage in this application. Introducing the ensemble approach, which amalgamates the prowess of both CORE and DischargeBERT, we observe a surge in performance, albeit modest. The increment in performance underscores the complementary nature of the two models, with each compensating for the other’s shortcomings. Delving into the aggregation method, where multiple chunks from the text are processed independently and their results averaged, we discern a notable uplift. This indicates the efficacy of the aggregation technique in harnessing more holistic insights from the data. The pinnacle of our results is epitomized in the combined Ensemble + Aggregation approach. Merging the ensemble’s breadth with the aggregation’s depth, the combined model realizes an apex AUROC of 84.46% for mortality prediction and 72.68% for length of stay prediction. However, this motivated us to further experiment with aggregation methods using text overlapping, since text overlapping can help to preserve context between aggregation chunks and further improve the performance of the models.

Summarization on Clinical Notes. We further experiment with extractive and abstractive summarization on the clinical admission notes. Extractive and abstractive summarization can extract the most important and relevant information from long texts to condense into a smaller, more informed piece of text [52]. However, the domain of clinical NLP is not enriched with pre-trained summarization models. Due to the unstructured, irregular and sparse nature of clinical texts, powerful summarization models like BART [53] have proven to perform poor on the summarization of these texts. Moreover, abstractive summarization models like [54] and extractive summarization models like Longformer-sum have also proven to be ineffective in summarizing and condensing the most relevant medical information in under 512 tokens. More crucial reasons behind the poor summarization of these models are that the clinical texts are enriched with numerical data and negated terms, which the models cannot comprehend or interpret as required. Hence, our preliminary experiments using these methods unveiled a significant requirement of summarization model pre-training on clinical data. For future works, we suggest summarization model pre-training and also using generative large language models like GPT [55] to condense long clinical texts into smaller, more informative texts.

4.7 Main Experiments and Results

The main experimental results of our followed methodology in this study is presented in Table 4, where we perform text aggregation with an overlap of 50 tokens to increase coherence and preserve context in between text chunks. A comparative analysis between the preliminary results and the main results show that text aggregation with overlapping

Table 4: Main experimental results on mortality prediction and length of stay prediction tasks with text overlapping in macro-averaged % AUROC. The aggregated ensemble approach with text overlap outperforms all other approaches including all preliminary results.

Category	Architecture	Mortality Prediction	Length of Stay Prediction
Ensemble	CORE + DischargeBERT	83.25	72.33
Aggregation (with overlap)	CORE	83.21	72.33
	DischargeBERT	84.50	72.62
Ensemble + Aggregation (with overlap)	CORE + DischargeBERT	84.52	72.78

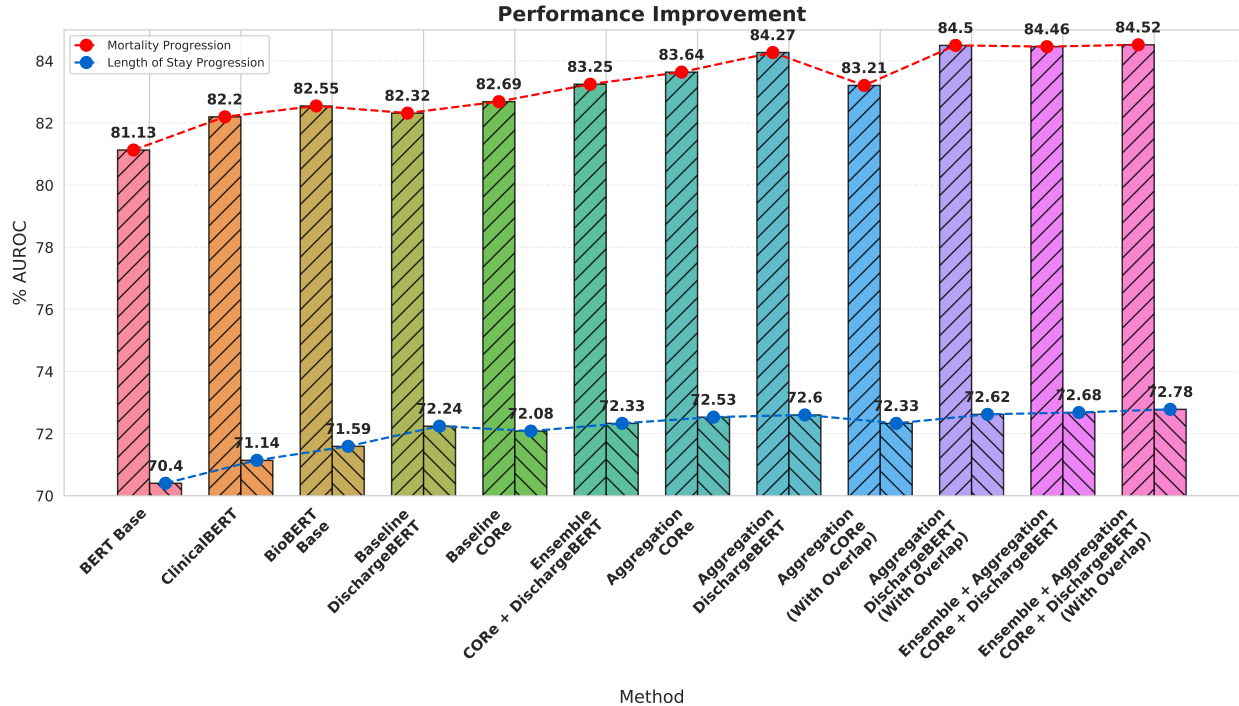


Figure 2: Comparative analysis and gradual performance improvement from preliminary approaches to selected baselines, ensemble models, aggregation models without overlap, aggregation models with overlap, ensemble + aggregation without overlap and finally, ensemble + aggregation with overlap, which gives the best results in macro averaged % AUROC for the clinical tasks Mortality Prediction and Length of Stay Prediction.

improves the performance of the models for both the clinical tasks: mortality prediction and length of stay prediction. This is observed in case of both only aggregation and Ensemble + Aggregation approaches. This dual approach not only capitalizes on the models' individual strengths but also seamlessly integrates them, leading to a synergistic elevation in performance. Figure 2 further shows a comparative visualization of the performance of the models, where the graph extends towards the Ensemble + Aggregation with overlap method better than the other methods, showing best performance.

5 Discussion and Findings

Based on the experimental results of the previous section, in this section we present some keen observations and limitations of our method:

Aggregation is better than ensembles. The aggregation method is more effective than the ensemble method in improving the performance of both CORE and DischargeBERT. This suggests that the long input texts contain valuable

information that is lost or diluted when only a single chunk is processed. By averaging the results from multiple chunks, the aggregation method can capture more comprehensive and accurate insights from the data.

Complementary nature of baseline models. The combined Ensemble + Aggregation approach achieves the best results for both mortality and length of stay prediction tasks. This demonstrates that the two models, CORE and DischargeBERT, have complementary strengths and weaknesses that can be leveraged by combining them. The ensemble method can exploit the diversity of the models, while the aggregation method can enhance the robustness of the models.

Task-based performance variation. The difference between the performance of CORE and DischargeBERT is larger for mortality prediction than for length of stay prediction. This implies that DischargeBERT has a stronger ability to handle the mortality prediction task, which may require more semantic understanding and reasoning skills. CORE, on the other hand, may be more suitable for the length of stay prediction task, which may depend more on syntactic and structural features of the text.

Mortality prediction vs. length of stay prediction. The improvement in performance by using the Ensemble + Aggregation approach is more significant for mortality prediction than for length of stay prediction. This indicates that the mortality prediction task is more challenging and complex than the length of stay prediction task, and thus benefits more from the fusion of different models and data sources. The length of stay prediction task may have a lower ceiling for performance improvement, as it may be influenced by other factors beyond the text input.

Limitations and future work. Despite the promising findings of our research and the robust performance of the models in predicting clinical outcomes, the following concerns remain:

- The computational overhead of training the models using model ensemble and text aggregation requires clarity. Deploying these models in clinical healthcare systems would require less inference time of the models, irrespective of the training duration. Although the inference times by the trained models are suitable for application in current healthcare systems, there is room for ample improvement. This can be achieved with model optimization techniques such as knowledge distillation [56, 57, 58], model quantization[59, 60] or pruning methods[61, 62]. For future works, we suggest focusing on these techniques for reducing the inference time of the models.
- Our aggregation method relies on the effective segmentation of long clinical texts into meaningful chunks with a certain overlap. Even though the selection of number of tokens for the overlap was accomplished by rigorous experimentation and hyperparameter optimization techniques, there might be room for even better context preservation using techniques like attention mechanisms or hierarchical transformers. However, these are still active research areas and require exploration and further focus.

6 Conclusion

In this research, utilizing clinical admission notes from the MIMIC-III clinical database, we demonstrated that integrating model ensembling with text aggregation robustly enhances the performance of BERT-based models in predicting mortality and length of stay. Our approach not only addresses the limitation of handling long clinical texts but also outperforms baseline benchmarks and individual strategies. By enabling comprehensive processing of diversified data sources, this method promises to significantly benefit clinical healthcare systems, leading to more informed decisions and improved patient outcomes. As medical informatics progresses in the era of data-rich healthcare, our findings highlight the immense potential of aggregated ensembles of large language models in optimally harnessing clinical knowledge.

References

- [1] Sabyasachi Dash, Sushil Kumar Shakyawar, Mohit Sharma, and Sandeep Kaushik. Big data in healthcare: management, analysis and future prospects. *Journal of big data*, 6(1):1–25, 2019.
- [2] Alistair EW Johnson, Tom J Pollard, Lu Shen, Li-wei H Lehman, Mengling Feng, Mohammad Ghassemi, Benjamin Moody, Peter Szolovits, Leo Anthony Celi, and Roger G Mark. MIMIC-III, a freely accessible critical care database. *Scientific data*, 3(1):1–9, 2016.

- [3] Tom J Pollard, Alistair EW Johnson, Jesse D Raffa, Leo A Celi, Roger G Mark, and Omar Badawi. The eicu collaborative research database, a freely available multi-center database for critical care research. *Scientific data*, 5(1):1–13, 2018.
- [4] Jake Luo, Min Wu, Deepika Gopukumar, and Yiqing Zhao. Big data application in biomedical research and health care: a literature review. *Biomedical informatics insights*, 8:BII–S31559, 2016.
- [5] Ashish Vaswani, Noam Shazeer, Niki Parmar, Jakob Uszkoreit, Llion Jones, Aidan N Gomez, Łukasz Kaiser, and Illia Polosukhin. Attention is all you need. *Advances in neural information processing systems*, 30, 2017.
- [6] Jacob Devlin, Ming-Wei Chang, Kenton Lee, and Kristina Toutanova. Bert: Pre-training of deep bidirectional transformers for language understanding. *arXiv preprint arXiv:1810.04805*, 2018.
- [7] Iz Beltagy, Matthew E Peters, and Arman Cohan. Longformer: The long-document transformer. *arXiv preprint arXiv:2004.05150*, 2020.
- [8] Chi Sun, Xipeng Qiu, Yige Xu, and Xuanjing Huang. How to fine-tune bert for text classification? In *Chinese Computational Linguistics: 18th China National Conference, CCL 2019, Kunming, China, October 18–20, 2019, Proceedings 18*, pages 194–206. Springer, 2019.
- [9] Raghavendra Pappagari, Piotr Zelasko, Jesús Villalba, Yishay Carmiel, and Najim Dehak. Hierarchical transformers for long document classification. In *2019 IEEE automatic speech recognition and understanding workshop (ASRU)*, pages 838–844. IEEE, 2019.
- [10] Xin Su, Timothy Miller, Xiyu Ding, Majid Afshar, and Dmitriy Dligach. Classifying long clinical documents with pre-trained transformers. *arXiv preprint arXiv:2105.06752*, 2021.
- [11] Maria Mahbub, Sudarshan Srinivasan, Ioana Danciu, Alina Peluso, Edmon Begoli, Suzanne Tamang, and Gregory D Peterson. Unstructured clinical notes within the 24 hours since admission predict short, mid & long-term mortality in adult icu patients. *Plos one*, 17(1):e0262182, 2022.
- [12] Zhiguo Wang, Patrick Ng, Xiaofei Ma, Ramesh Nallapati, and Bing Xiang. Multi-passage bert: A globally normalized bert model for open-domain question answering. *arXiv preprint arXiv:1908.08167*, 2019.
- [13] Manzil Zaheer, Guru Guruganesh, Kumar Avinava Dubey, Joshua Ainslie, Chris Alberti, Santiago Ontanon, Philip Pham, Anirudh Ravula, Qifan Wang, Li Yang, et al. Big bird: Transformers for longer sequences. *Advances in neural information processing systems*, 33:17283–17297, 2020.
- [14] Yinhan Liu, Myle Ott, Naman Goyal, Jingfei Du, Mandar Joshi, Danqi Chen, Omer Levy, Mike Lewis, Luke Zettlemoyer, and Veselin Stoyanov. Roberta: A robustly optimized bert pretraining approach. *arXiv preprint arXiv:1907.11692*, 2019.
- [15] Victor Sanh, Lysandre Debut, Julien Chaumond, and Thomas Wolf. Distilbert, a distilled version of bert: smaller, faster, cheaper and lighter. *arXiv preprint arXiv:1910.01108*, 2019.
- [16] Zhenzhong Lan, Mingda Chen, Sebastian Goodman, Kevin Gimpel, Piyush Sharma, and Radu Soricut. Albert: A lite bert for self-supervised learning of language representations. *arXiv preprint arXiv:1909.11942*, 2019.
- [17] Kexin Huang, Jaan Altosaar, and Rajesh Ranganath. Clinicalbert: Modeling clinical notes and predicting hospital readmission. *arXiv preprint arXiv:1904.05342*, 2019.
- [18] Jinhyuk Lee, Wonjin Yoon, Sungdong Kim, Donghyeon Kim, Sunkyu Kim, Chan Ho So, and Jaewoo Kang. Biobert: a pre-trained biomedical language representation model for biomedical text mining. *Bioinformatics*, 36(4):1234–1240, 2020.
- [19] Yifan Peng, Shankai Yan, and Zhiyong Lu. Transfer learning in biomedical natural language processing: an evaluation of bert and elmo on ten benchmarking datasets. *arXiv preprint arXiv:1906.05474*, 2019.
- [20] Laila Rasmy, Yang Xiang, Ziqian Xie, Cui Tao, and Degui Zhi. Med-bert: pretrained contextualized embeddings on large-scale structured electronic health records for disease prediction. *NPJ digital medicine*, 4(1):86, 2021.
- [21] Emily Alsentzer, John R Murphy, Willie Boag, Wei-Hung Weng, Di Jin, Tristan Naumann, and Matthew McDermott. Publicly available clinical bert embeddings. *arXiv preprint arXiv:1904.03323*, 2019.
- [22] Betty Van Aken, Jens-Michalis Papaioannou, Manuel Mayrdorfer, Klemens Budde, Felix A Gers, and Alexander Loeser. Clinical outcome prediction from admission notes using self-supervised knowledge integration. *arXiv preprint arXiv:2102.04110*, 2021.
- [23] Yikuan Li, Ramsey M Wehbe, Faraz S Ahmad, Hanyin Wang, and Yuan Luo. Clinical-longformer and clinical-bigbird: Transformers for long clinical sequences. *arXiv preprint arXiv:2201.11838*, 2022.

- [24] Quentin Grail, Julien Perez, and Eric Gaussier. Globalizing bert-based transformer architectures for long document summarization. In *Proceedings of the 16th conference of the European chapter of the Association for Computational Linguistics: Main volume*, pages 1792–1810, 2021.
- [25] Zihang Dai, Zhilin Yang, Yiming Yang, Jaime Carbonell, Quoc V Le, and Ruslan Salakhutdinov. Transformer-xl: Attentive language models beyond a fixed-length context. *arXiv preprint arXiv:1901.02860*, 2019.
- [26] Nikita Kitaev, Łukasz Kaiser, and Anselm Levskaya. Reformer: The efficient transformer. *arXiv preprint arXiv:2001.04451*, 2020.
- [27] Jack W Rae, Anna Potapenko, Siddhant M Jayakumar, and Timothy P Lillicrap. Compressive transformers for long-range sequence modelling. *arXiv preprint arXiv:1911.05507*, 2019.
- [28] Sainbayar Sukhbaatar, Edouard Grave, Piotr Bojanowski, and Armand Joulin. Adaptive attention span in transformers. *arXiv preprint arXiv:1905.07799*, 2019.
- [29] Jiezhong Qiu, Hao Ma, Omer Levy, Scott Wen-tau Yih, Sinong Wang, and Jie Tang. Blockwise self-attention for long document understanding. *arXiv preprint arXiv:1911.02972*, 2019.
- [30] Ming Ding, Chang Zhou, Hongxia Yang, and Jie Tang. CogLtx: Applying bert to long texts. *Advances in Neural Information Processing Systems*, 33:12792–12804, 2020.
- [31] Hicham El Boukkouri, Olivier Ferret, Thomas Lavergne, Hiroshi Noji, Pierre Zweigenbaum, and Junichi Tsujii. Characterbert: Reconciling elmo and bert for word-level open-vocabulary representations from characters. *arXiv preprint arXiv:2010.10392*, 2020.
- [32] Saadullah Amin, Günter Neumann, Katherine Dunfield, Anna Vechkaeva, Kathryn Annette Chapman, and Morgan Kelly Wixted. Mlt-dfki at clef ehealth 2019: Multi-label classification of icd-10 codes with bert. In *CLEF (Working Notes)*, pages 1–15, 2019.
- [33] Huong Dang, Kahyun Lee, Sam Henry, and Ozlem Uzuner. Ensemble bert for classifying medication-mentioning tweets. In *Proceedings of the Fifth Social Media Mining for Health Applications Workshop & Shared Task*, pages 37–41, 2020.
- [34] Saskia Senn, ML Tlachac, Ricardo Flores, and Elke Rundensteiner. Ensembles of bert for depression classification. In *2022 44th Annual International Conference of the IEEE Engineering in Medicine & Biology Society (EMBC)*, pages 4691–4694. IEEE, 2022.
- [35] Chen Lin, Steven Bethard, Dmitriy Dligach, Farig Sadeque, Guergana Savova, and Timothy A Miller. Does bert need domain adaptation for clinical negation detection? *Journal of the American Medical Informatics Association*, 27(4):584–591, 2020.
- [36] Xiangyang Li, Huan Zhang, and Xiao-Hua Zhou. Chinese clinical named entity recognition with variant neural structures based on bert methods. *Journal of biomedical informatics*, 107:103422, 2020.
- [37] Meifeng Zhou, Jindian Tan, Song Yang, Haixia Wang, Lin Wang, and Zhifeng Xiao. Ensemble transfer learning on augmented domain resources for oncological named entity recognition in chinese clinical records. *IEEE Access*, 2023.
- [38] Youngjun Kim and Stéphane M Meystre. Ensemble method-based extraction of medication and related information from clinical texts. *Journal of the American Medical Informatics Association*, 27(1):31–38, 2020.
- [39] Jinyue Feng, Chantal Shaib, and Frank Rudzicz. Explainable clinical decision support from text. In *Proceedings of the 2020 conference on empirical methods in natural language processing (EMNLP)*, pages 1478–1489, 2020.
- [40] Yuqi Si and Kirk Roberts. Patient representation transfer learning from clinical notes based on hierarchical attention network. *AMIA Summits on Translational Science Proceedings*, 2020:597, 2020.
- [41] Dongyu Zhang, Jidapa Thadajarassiri, Cansu Sen, and Elke Rundensteiner. Time-aware transformer-based network for clinical notes series prediction. In *Machine learning for healthcare conference*, pages 566–588. PMLR, 2020.
- [42] Yun Zhao, Qinghang Hong, Xinlu Zhang, Yu Deng, Yuqing Wang, and Linda Petzold. Bertsurv: Bert-based survival models for predicting outcomes of trauma patients. *arXiv preprint arXiv:2103.10928*, 2021.
- [43] Sajad Darabi, Mohammad Kachuee, Shayan Fazeli, and Majid Sarrafzadeh. Taper: Time-aware patient ehr representation. *IEEE journal of biomedical and health informatics*, 24(11):3268–3275, 2020.
- [44] Iman Deznabi, Mohit Iyyer, and Madalina Fiterau. Predicting in-hospital mortality by combining clinical notes with time-series data. In *Findings of the association for computational linguistics: ACL-IJCNLP 2021*, pages 4026–4031, 2021.
- [45] Haiyang Yang, Li Kuang, and FengQiang Xia. Multimodal temporal-clinical note network for mortality prediction. *Journal of Biomedical Semantics*, 12(1):1–14, 2021.

- [46] Sudeshna Jana, Tirthankar Dasgupta, and Lipika Dey. Using nursing notes to predict length of stay in icu for critically ill patients. In *Multimodal AI in healthcare: A paradigm shift in health intelligence*, pages 387–398. Springer, 2022.
- [47] Yash Pawar, Aron Henriksson, Pontus Hedberg, and Pontus Naucler. Leveraging clinical bert in multimodal mortality prediction models for covid-19. In *2022 IEEE 35th International Symposium on Computer-Based Medical Systems (CBMS)*, pages 199–204. IEEE, 2022.
- [48] Emmi Antikainen, Joonas Linnosmaa, Adil Umer, Niku Oksala, Markku Eskola, Mark van Gils, Jussi Hernesniemi, and Moncef Gabbouj. Transformers for cardiac patient mortality risk prediction from heterogeneous electronic health records. *Scientific Reports*, 13(1):3517, 2023.
- [49] Luis R Soenksen, Yu Ma, Cynthia Zeng, Leonard Boussioux, Kimberly Villalobos Carballo, Liangyuan Na, Holly M Wiberg, Michael L Li, Ignacio Fuentes, and Dimitris Bertsimas. Integrated multimodal artificial intelligence framework for healthcare applications. *NPJ digital medicine*, 5(1):149, 2022.
- [50] Batuhan Bardak and Mehmet Tan. Improving clinical outcome predictions using convolution over medical entities with multimodal learning. *Artificial Intelligence in Medicine*, 117:102112, 2021.
- [51] Peter F Edemekong, Pavan Annamaraju, and Michelle J Haydel. Health insurance portability and accountability act. 2018.
- [52] Ming Zhong, Pengfei Liu, Yiran Chen, Danqing Wang, Xipeng Qiu, and Xuanjing Huang. Extractive summarization as text matching. *arXiv preprint arXiv:2004.08795*, 2020.
- [53] Mike Lewis, Yinhan Liu, Naman Goyal, Marjan Ghazvininejad, Abdelrahman Mohamed, Omer Levy, Ves Stoyanov, and Luke Zettlemoyer. Bart: Denoising sequence-to-sequence pre-training for natural language generation, translation, and comprehension. *arXiv preprint arXiv:1910.13461*, 2019.
- [54] Jingqing Zhang, Yao Zhao, Mohammad Saleh, and Peter Liu. Pegasus: Pre-training with extracted gap-sentences for abstractive summarization. In *International Conference on Machine Learning*, pages 11328–11339. PMLR, 2020.
- [55] Tom Brown, Benjamin Mann, Nick Ryder, Melanie Subbiah, Jared D Kaplan, Prafulla Dhariwal, Arvind Nee-lakantan, Pranav Shyam, Girish Sastry, Amanda Askell, et al. Language models are few-shot learners. *Advances in neural information processing systems*, 33:1877–1901, 2020.
- [56] Geoffrey Hinton, Oriol Vinyals, and Jeff Dean. Distilling the knowledge in a neural network. *arXiv preprint arXiv:1503.02531*, 2015.
- [57] Ziyao Guo, Haonan Yan, Hui Li, and Xiaodong Lin. Class attention transfer based knowledge distillation. In *Proceedings of the IEEE/CVF Conference on Computer Vision and Pattern Recognition*, pages 11868–11877, 2023.
- [58] Mingi Ji, Byeongho Heo, and Sungrae Park. Show, attend and distill: Knowledge distillation via attention-based feature matching. In *Proceedings of the AAAI Conference on Artificial Intelligence*, volume 35, pages 7945–7952, 2021.
- [59] Benoit Jacob, Skirmantas Kligys, Bo Chen, Menglong Zhu, Matthew Tang, Andrew Howard, Hartwig Adam, and Dmitry Kalenichenko. Quantization and training of neural networks for efficient integer-arithmetic-only inference. In *Proceedings of the IEEE conference on computer vision and pattern recognition*, pages 2704–2713, 2018.
- [60] Sehoon Kim, Amir Gholami, Zhewei Yao, Michael W Mahoney, and Kurt Keutzer. I-bert: Integer-only bert quantization. In *International conference on machine learning*, pages 5506–5518. PMLR, 2021.
- [61] Tianlong Chen, Jonathan Frankle, Shiyu Chang, Sijia Liu, Yang Zhang, Zhangyang Wang, and Michael Carbin. The lottery ticket hypothesis for pre-trained bert networks. *Advances in neural information processing systems*, 33:15834–15846, 2020.
- [62] JS McCarley, Rishav Chakravarti, and Avirup Sil. Structured pruning of a bert-based question answering model. *arXiv preprint arXiv:1910.06360*, 2019.