

# Covariance estimation using h-statistics in Monte Carlo and Multilevel Monte Carlo methods

Sharana Kumar Shivanand\*

The Alan Turing Institute, London, United Kingdom

November 3, 2023

## Abstract

We present novel Monte Carlo (MC) and multilevel Monte Carlo (MLMC) methods for determining the unbiased covariance of random variables using h-statistics. The advantage of this procedure lies in the unbiased construction of the estimator's mean square error in a closed form. This is in contrast to the conventional MC and MLMC covariance estimators, which are based on biased mean square errors defined solely by upper bounds, particularly within the MLMC. Finally, the numerical results of the algorithms are demonstrated by estimating the covariance of the stochastic response of a simple 1D stochastic elliptic PDE such as Poisson's model.

*Keywords:* covariance estimator, Monte Carlo, multilevel Monte Carlo, h-statistics, uncertainty quantification

## 1 Introduction

Covariance estimation of random variables plays a pivotal role in a wide range of scientific and engineering applications. It is essential in Bayesian inverse problems such as Kalman filtering-type data assimilation [18, 7], and tasks involving uncertainty analysis such as variance- [32, 33] and covariance-based [21, 27] sensitivity analysis. Additionally, for forward uncertainty quantification problems, it is crucial to approximate the Gaussian fields or processes, for instance, in the context of second-moment analysis techniques [22, 13]. Moreover, covariance estimation has significant relevance in data science and machine-learning applications, including principal component analysis for dimensionality reduction [17], metric learning [36, 23], and spatial statistics [5].

In this study, we focus on obtaining the covariance estimate of random data generated by solving physics-based stochastic differential equations, with an emphasis on forward uncertainty quantification. This task involves propagating the input randomness to the output stochastic response. Various algorithms have been developed to address this challenge, typically categorized into functional approximation methods and the direct integration of statistics, as extensively discussed in [35, 34, 20].

---

\*E-mail: sshivanand@turing.ac.uk

While functional approximation methods are sensitive to the magnitude of input dimensionality, this study concentrates on direct integration techniques, particularly random sampling-based approaches. Among these techniques, the Monte Carlo (MC) method has traditionally been recognized as the gold standard for solving stochastic problems because of its simplicity and resistance to the curse of dimensionality [25, 8, 11]. However, the MC can be computationally demanding and slow to converge. To address these limitations, we explore the sampling-based Multilevel Monte Carlo method (MLMC) as an efficient alternative to MC. Under suitable conditions, MLMC reduces computational costs by hierarchically adjusting the number of stochastic samples as model fidelity increases, making it a compelling option for practical applications.

To the best of authors' knowledge, the concept of MLMC was introduced by [15] to estimate high-dimensional parameter-dependent integrals. It gained prominence and wide application in computational finance, particularly in solving Itô's stochastic ordinary differential equations, as popularized by [9]. However, earlier studies primarily focused on approximating the sample mean of the output response and lacked a comprehensive characterization of the probabilistic solution. Subsequently, [26] developed an unbiased MLMC sample variance estimator, which was further analyzed by [1] in the context of elliptic random obstacle problems. An alternative MLMC variance estimator based on h-statistics was introduced by [19]. In addition, the estimation of higher-order moments, such as skewness and kurtosis, using MLMC has been explored in [2] and [19].

Early literature on MLMC covariance estimation primarily focused on data assimilation to address Bayesian inverse problems. For example, to the best of our knowledge, [16] pioneered the development of MLMC covariance estimation using filtering methods to address stochastic time-dependent problems. Building upon this, [3] extended the approach to spatio-temporal systems. In addition, [29] introduced an extension related to the multifidelity ensemble Kalman filter algorithm, leveraging the theory of multivariate control variates and reduced order modelling. In [27], the MLMC theory was further extended, particularly for covariance estimation, and the resulting multilevel estimator was applied to sensitivity analysis to derive multilevel estimates of Sobol' indices.

More recently, the issue of covariance matrix definiteness within generalized variance-based multifidelity frameworks was addressed in [23, 24]. In [23], an estimator based on the principles of log-Euclidean geometry for symmetric positive definite (SPD) matrices was introduced. On the other hand, [24] outlined a multifidelity covariance estimator as the solution to a regression problem formulated on the tangent spaces of the product manifolds of SPD matrices. Both methodologies guarantee matrix definiteness through their construction. However, in the case of the log-Euclidean multifidelity estimator, as presented in [24], the derivation of the mean square error (MSE) remains a challenging task, and the available solution is presently limited to the first order in the log-Euclidean metric. By contrast, the regression estimator in [24] does not provide a performance guarantee. This implies that no error bounds that delineate the dependence on computational cost have been elucidated. Moreover, there is no assurance that the resulting regression covariance estimator is bias-free. It is imperative to emphasize that our study, in contrast to the aforementioned research, does not encompass broader multifidelity frameworks concerning covariance matrices. Instead, it fundamentally centers on a Monte Carlo-based scalar covariance estimation.

Traditional MC covariance estimation relies on a closed-form yet biased sampling error [1], whereas MLMC covariance estimators depend on biased and worst-case-bounded error estimates, as discussed in [16, 27]. This research is dedicated to improving the overall

accuracy and efficiency of MLMC covariance estimation. Our objective is to introduce a novel approach that employs h-statistics [6, 14] to estimate the unbiased covariance of random variables using both the MC and MLMC methods. This enables us to derive unbiased and closed-form versions of the mean-square error estimates. Although these calculations can be complex, we harness the powerful symbolic capabilities of the *math-Statistica* library [30] in *Mathematica*. Notably, [19] pioneered the successful implementation of h-statistics to establish unbiased and closed-form error estimates for MC and MLMC central moments, spanning from the second to fourth order.

We evaluate the effectiveness of our proposed methods by applying them to linear elliptic problems, as exemplified by Poisson’s model. As a specific case, we consider a straightforward 1D steady-state heat equation, where uncertainty is incorporated into the material properties, particularly in the form of spatially constant random fields that affect the thermal conductivity. This study focuses exclusively on material uncertainties, assuming that all other model parameters are deterministic. However, it is important to note that our numerical approach is versatile and can be extended to handle various types of uncertainty. Both the MC and MLMC methods propagate this uncertainty, enabling the estimation of key statistics including the covariance, mean, and variance of the temperature field.

The remainder of this paper is organized as follows. In Section 2, we describe the problem. The theoretical procedure for both conventional and h-statistics-based MC covariance estimates is elaborated in Section 3. The corresponding MLMC covariance estimators are detailed in Section 4. The deterministic and stochastic settings of Poisson’s model are provided in Section 5. In Section 6, the numerical results of the MLMC and MC estimators, when implemented in a one-dimensional steady-state heat conduction example, are explained. Finally, conclusions are drawn in Section 7.

## 2 Problem description

Consider a physical system that occupies the spatial domain  $\mathcal{G} \subset \mathbb{R}^d$  in a d-dimensional Euclidean space and is represented by an abstract equilibrium equation,

$$\mathcal{A}(q(x), u(x)) = f(x). \quad (1)$$

For simplicity,  $u(x) \in \mathcal{U}$  characterizes the system’s state at spatial location  $x \in \mathcal{G}$  in the Hilbert space  $\mathcal{U}$ ,  $\mathcal{A}$  is a (potentially non-linear) operator describing the system’s physics, and  $f \in \mathcal{U}^*$  is an external influence (action, excitation, or loading). We further assume that the model depends on the parameter set  $q \in \mathcal{Q}$  and is accompanied by a suitable boundary and/or initial conditions. It should be noted that the model in the previous equation only describes the physical system in the spatial domain  $x$  for conciseness, despite the fact that it can be generalized to time-dependent processes.

In reality, complete knowledge of model parameters in Eq. (1) is not attainable; in other words, uncertainty may arise as a result of randomness in external influence  $f$ , initial or boundary conditions, geometry  $\mathcal{G}$ , and the coefficient of operator  $\mathcal{A}$ , that is, parameter  $q$ . Although the theory described in the following sections is not dependent on this choice and is generic enough to accommodate all the specified (single or combination of) scenarios, this study concentrates on introducing randomness in coefficient  $q$ . For instance, in the theory of steady-state heat transfer, the quantity  $q$  denotes thermal conductivity, as seen in Section 5. Here, we assume that  $q$  is modelled as a spatially constant random field

$q(\omega)$  with finite second-order moments on a probability space  $(\Omega, \mathfrak{F}, \mathbb{P})$ , where  $\Omega$  denotes the set of elementary events,  $\mathfrak{F}$  is a  $\sigma$ -algebra of events, and  $\mathbb{P}$  is a probability measure. Following this, Eq. (1) is rewritten in a stochastic form:

$$\mathcal{A}(q(\omega), u(x, \omega)) = f(x), \quad (2)$$

which must then be solved for  $u(x, \omega) \in \mathcal{U} \otimes L_2(\Omega, \mathfrak{F}, \mathbb{P})$ .

The goal of this study is to determine the covariance between the finite variance random variables  $u_i \equiv u(x_i, \omega)$  and  $u_j \equiv u(x_j, \omega)$  at spatial points  $x_i$  and  $x_j$ , respectively i.e.,

$$\text{cov}(u_i, u_j) = \mathbb{E}((u_i - \mathbb{E}(u_i))(u_j - \mathbb{E}(u_j))). \quad (3)$$

Here, the expectation operator  $\mathbb{E}$  or the mean  $\mu$  of a scalar-valued function, let's say of a random field  $Y(x, \omega) : \mathcal{G} \times \Omega \rightarrow \mathbb{R}$ , is defined analytically in the form

$$\mathbb{E}(Y) = \mu(Y) = \int_{\Omega} Y \mathbb{P}(\mathrm{d}\omega), \quad (4)$$

where  $Y$  denotes  $u_i$  or  $u_j$  in Eq. (3).

Because of the spatial and stochastic dependence of the solution  $u \equiv u(x, \omega)$  in Eq. (2), it is first discretized in a spatial domain, that is, we search for the solution in a finite subspace  $\mathcal{U}^h \subset \mathcal{U}$ . After rewriting the problem in Eq. (2) in variational form, the spatial discretization  $u^h(x, \omega) \in \mathcal{U}^h$ — $h$  is the discretization parameter—can take, for example, the finite element form on a sufficiently fine spatial grid<sup>1</sup>. The covariance functional in Eq. (3) is then rewritten as follows:

$$\text{cov}(u_i^h, u_j^h) = \mathbb{E}((u_i^h - \mathbb{E}(u_i^h))(u_j^h - \mathbb{E}(u_j^h))), \quad (5)$$

where the exact solution  $u$  is substituted with a semi-discretized solution  $u^h \equiv u^h(x, \omega)$ . Note that  $\text{cov}(u_i^h, u_j^h)$  is the  $(i, j)$  entry of the covariance matrix

$$\text{cov}(\mathbf{U}^h) = \mathbb{E}((\mathbf{U}^h - \mathbb{E}(\mathbf{U}^h))(\mathbf{U}^h - \mathbb{E}(\mathbf{U}^h))^T), \quad (6)$$

where  $\mathbf{U}^h(\omega) \equiv \mathbf{U}^h := [u_1^h, u_2^h, \dots, u_M^h]^T \in \mathbb{R}^M$  denotes a  $M$ -dimensional random solution vector.

Furthermore,  $\text{cov}(\mathbf{U}^h)$  takes values in the open convex cone of real-valued second-order positive-definite tensor,

$$\text{Sym}^+(M) := \{\mathbf{H} \in (\mathbb{R}^M \otimes \mathbb{R}^M) \mid \mathbf{H} = \mathbf{H}^T, \mathbf{z}^T \mathbf{H} \mathbf{z} > 0, \forall \mathbf{z} \in \mathbb{R}^M \setminus \mathbf{0}\}. \quad (7)$$

### 3 Monte Carlo method

As the analytical integration of Eq. (4) becomes a formidable challenge, numerical integration methods must be embraced. In this regard, the Monte Carlo (MC) [25, 8] method has traditionally emerged as the most common choice.

---

<sup>1</sup>Other types of discretization techniques can be considered as well

### 3.1 Classical Monte Carlo estimator

To estimate the mean using the Monte Carlo procedure (MC), denoted as

$$\mathbb{E}(u^h) \approx \hat{\mu}^{\text{MC}}(u^h) = \frac{1}{N} \sum_{k=1}^N u^h(x, \omega_k), \quad (8)$$

we rely on a set of  $N > 1$  independent sample points  $\{\omega_1, \omega_2, \dots, \omega_N\} \in \Omega$  drawn from the random field  $u^h(x, \omega)$ . Consequently, the computation of the covariance in Eq. (5) is transformed into the following expression:

$$\widehat{\text{cov}}^{\text{MC}}(u_i^h, u_j^h) = \frac{N}{N-1} \hat{\mu}^{\text{MC}}((u_i^h - \hat{\mu}^{\text{MC}}(u_i^h))(u_j^h - \hat{\mu}^{\text{MC}}(u_j^h))), \quad (9)$$

where the expectation operator  $\mathbb{E}$  is replaced by  $\hat{\mu}^{\text{MC}}$ . Note that in the previous equation,  $\widehat{\text{cov}}^{\text{MC}}(u_i^h, u_j^h)$  serves as an unbiased estimator, implying that  $\mathbb{E}(\widehat{\text{cov}}^{\text{MC}}(u_i^h, u_j^h)) = \text{cov}(u_i^h, u_j^h)$ , owing to the presence of Bessel's correction term  $N/N-1$ .

Subsequently, we express the mean squared error (MSE) of the MC covariance estimator as

$$\text{MSE}(\widehat{\text{cov}}^{\text{MC}}(u_i^h, u_j^h)) = \mathbb{V}\text{ar}(\widehat{\text{cov}}^{\text{MC}}(u_i^h, u_j^h)) + (\text{cov}(u_i^h, u_j^h) - \text{cov}(u_i, u_j))^2. \quad (10)$$

The first term reflects sampling or stochastic accuracy. The variance is defined as

$$\mathbb{V}\text{ar}(Z) = \mathbb{E}((Z - \mathbb{E}(Z))^2) = \int_{\Omega} (Z - \mathbb{E}(Z))^2 \mathbb{P}(\text{d}\omega), \quad (11)$$

where  $Z = \widehat{\text{cov}}^{\text{MC}}(u_i^h, u_j^h)$ . On the other hand, the second term in Eq. (10) represents the square of the deterministic discretization error, primarily in the spatial domain. Therefore, to attain an overall mean squared error of  $\epsilon^2$ , one may ensure that both terms are less than  $\epsilon^2/2$ . However, such an equal splitting of accuracy is not a requirement and can be set otherwise.

This study specifically focuses on analyzing the sampling error, which can be further expanded (as shown in [1, 27]) as follows:

$$\mathbb{V}\text{ar}(\widehat{\text{cov}}^{\text{MC}}(u_i^h, u_j^h)) = \frac{\mu_{2,2}(u_i^h, u_j^h)}{N} - \frac{(N-2)\text{cov}(u_i^h, u_j^h)^2}{N(N-1)} + \frac{\mathbb{V}\text{ar}(u_i^h)\mathbb{V}\text{ar}(u_j^h)}{N(N-1)}. \quad (12)$$

Here  $\mu_{2,2}(u_i^h, u_j^h)$  denotes the bivariate central moment:

$$\mu_{p,q}(u_i^h, u_j^h) = \mathbb{E}((u_i^h - \mathbb{E}(u_i^h))^p (u_j^h - \mathbb{E}(u_j^h))^q), \quad (13)$$

with orders  $p, q$  belonging to a set of non-negative integers  $\mathbb{Z}_{\geq 0}$ .

It is noteworthy that the variance, as outlined in Eq. (12), remains analytically tractable. Consequently, to attain better accuracy in this estimation, the challenge lies in obtaining an unbiased estimator, potentially in a closed form. Therefore, this study formulates an unbiased framework for the approximation of sampling errors in the MC covariance estimator using h-statistics [6].

## 3.2 Monte Carlo estimation by h-statistics

### 3.2.1 h-statistics: unbiased estimation of central moments

The  $p^{\text{th}}$  univariate central moment of solution  $u^h$  can be expressed analytically as follows:

$$\mu_p(u^h) = \mathbb{E}((u^h - \mathbb{E}(u^h))^p) = \int_{\Omega} (u^h - \mathbb{E}(u^h))^p \mathbb{P}(\mathrm{d}\omega). \quad (14)$$

Here,  $\mathbb{E}(u^h)$  represents the mean or first raw moment (not to be confused with the first central moment, which equals zero when  $p = 1$ ). When  $p = 2$ ,  $\mathbb{V}\text{ar}(u^h) := \mathbb{E}((u^h - \mathbb{E}(u^h))^2)$  corresponds to the second central moment or variance as described in Eq. (11).

The h-statistics, denoted by  $\hat{h}_p^{\text{MC}} \equiv \hat{h}_p^{\text{MC}}(u^h)$ , serves as an unbiased estimator of the central population moments  $\mu_p(u^h)$  in Eq. (14) [6, 30]. The ‘MC’ superscript of  $\hat{h}_p$  signifies that these statistics are obtained through random Monte Carlo-based sampling. For example, the first two h-statistics can be defined as

$$\begin{aligned} \mu_1 &\approx \hat{h}_1^{\text{MC}} = 0, \\ \mu_2 &\approx \hat{h}_2^{\text{MC}} = \frac{Ns_2 - s_1^2}{N(N-1)}, \end{aligned} \quad (15)$$

in which  $s_1$  and  $s_2$  are the power sums, given as

$$s_a(u^h) := \sum_{k=1}^N u^h(x, \omega_k)^a, \quad (16)$$

for  $a \in \mathbb{Z}_{\geq 0}$ . Using the power series representation of h-statistics, the authors in [30] developed a *Mathematica*-based package called *mathStatica*, which efficiently generates h-statistics for any value of  $p$ .

What makes h-statistics, compared to other unbiased estimators, is desirable because of its properties, such as [14]:

1. **Unbiasedness:** The expectation of the h-statistic equals the corresponding population central moment, i.e.,  $\mathbb{E}(\hat{h}_p^{\text{MC}}) = \mu_p$ .
2. **Symmetry:** Among all unbiased estimators of  $\mu_p$ ,  $\hat{h}_p^{\text{MC}}$  is the only one that exhibits symmetry<sup>2</sup>.
3. **Minimum variance:** Out of all unbiased estimators of  $\mu_p$ ,  $\hat{h}_p^{\text{MC}}$  boasts the minimum variance, represented as  $\mathbb{V}\text{ar}(\hat{h}_p^{\text{MC}})$ .

### 3.2.2 Monte Carlo estimation of covariance by h-statistics

Covariance can be defined as a bivariate central moment with orders  $p, q = 1$ . Thus, Eq. (13) can be expressed as

$$\mu_{1,1}(u_i^h, u_j^h) = \mathbb{E}((u_i^h - \mathbb{E}(u_i^h))(u_j^h - \mathbb{E}(u_j^h))). \quad (17)$$

---

<sup>2</sup>A function or an estimate is considered symmetric when it is not influenced by the order in which observations are considered.

This equation is identical to that of Eq. (5). Similar to Eq. (15), *mathStatistica* software can be employed to generate the bivariate h-statistics estimation of covariance, as described in [30]:

$$\mu_{1,1}(u_i^h, u_j^h) \approx \hat{h}_{1,1}^{\text{MC}}(u_i^h, u_j^h) = \frac{Ns_{1,1} - s_{0,1}s_{1,0}}{(N-1)N}. \quad (18)$$

Here,  $s_{1,1}$ ,  $s_{0,1}$ , and  $s_{1,0}$  represent the bivariate power sum,

$$s_{a,b}(u_i^h, u_j^h) = \sum_{k=1}^N u_i^h(x, \omega_k)^a u_j^h(x, \omega_k)^b, \quad (19)$$

where  $a, b \in \mathbb{Z}_{\geq 0}$ .

As a result, the MSE of  $\hat{h}_{1,1}^{\text{MC}} \equiv \hat{h}_{1,1}^{\text{MC}}(u_i^h, u_j^h)$  can be rewritten from Eq. (10) as,

$$\text{MSE}(\hat{h}_{1,1}^{\text{MC}}) = \text{Var}(\hat{h}_{1,1}^{\text{MC}}) + (\mu_{1,1}(u_i^h, u_j^h) - \mu_{1,1}(u_i, u_j))^2, \quad (20)$$

where the sampling accuracy is expressed in the form of bivariate population central moments (see Eq. (21)):

$$\text{Var}(\hat{h}_{1,1}^{\text{MC}}) = \frac{\mu_{2,2}(u_i^h, u_j^h)}{N} - \frac{(N-2)\mu_{1,1}(u_i^h, u_j^h)^2}{N(N-1)} + \frac{\mu_{0,2}(u_i^h, u_j^h)\mu_{2,0}(u_i^h, u_j^h)}{N(N-1)}. \quad (21)$$

Here,  $\mu_{0,2}(u_i^h, u_j^h) = \text{Var}(u_j^h)$  denotes the variance of random variable  $u_j^h$ , and  $\mu_{2,0}(u_i^h, u_j^h) = \text{Var}(u_i^h)$  is the variance of  $u_i^h$ .

It is important to note that replacing the bivariate central moments with h-statistics in the previous equation does not directly yield an unbiased estimate because of the inherent nonlinear transformation of statistics. For simplicity and clarity, we drop the random variable pair notation  $(u_i^h, u_j^h)$  with h-statistics (and the population central moments hereafter). Consequently, following the approach in [19], we first consider the Monte Carlo estimate of  $\text{Var}(\hat{h}_{1,1}^{\text{MC}})$  in ansatz form:

$$\text{Var}(\hat{h}_{1,1}^{\text{MC}}) \approx \hat{\text{Var}}^{\text{MC}}(\hat{h}_{1,1}^{\text{MC}}) = a_1 \hat{h}_{2,2}^{\text{MC}} + a_2 (\hat{h}_{1,1}^{\text{MC}})^2 + a_3 \hat{h}_{0,2}^{\text{MC}} \hat{h}_{2,0}^{\text{MC}}, \quad (22)$$

where  $a_1, a_2$  and  $a_3$  are the scalar and real-valued coefficients. To obtain an unbiased estimator  $\hat{\text{Var}}^{\text{MC}}(\hat{h}_{1,1}^{\text{MC}})$ , the condition  $\mathbb{E}(\hat{\text{Var}}^{\text{MC}}(\hat{h}_{1,1}^{\text{MC}})) = \text{Var}(\hat{h}_{1,1}^{\text{MC}})$  must hold. Owing to *mathStatistica*'s ability to determine the population moment of a sample moment and elegantly represent it in either the central or raw moment [30], we can calculate the expectation of  $\hat{\text{Var}}^{\text{MC}}(\hat{h}_{1,1}^{\text{MC}})$  in terms of central moments as

$$\begin{aligned} \mathbb{E}(\hat{\text{Var}}^{\text{MC}}(\hat{h}_{1,1}^{\text{MC}})) &= \frac{(a_1 N + a_2 + a_3)\mu_{2,2}}{N} + \frac{(2a_3 + a_2(2 - 2N + N^2))\mu_{1,1}^2}{N(N-1)} + \\ &\quad \frac{(a_2 + a_3(-1 + N)^2)\mu_{0,2}\mu_{2,0}}{N(N-1)}. \end{aligned} \quad (23)$$

By comparing the above equation with Eq. (21) and solving a symbolic linear system of equations in *Mathematica*, the values of the constants can be determined to be  $a_1 = \frac{N-1}{3-2N+N^2}$ ,  $a_2 = \frac{-5+4N-N^2}{-6+7N-4N^2+N^3}$  and  $a_3 = \frac{N-1}{-6+7N-4N^2+N^3}$ .



Finally, by substituting the coefficients into Eq. (22) and expanding the h-statistics in the power sums, we obtain the unbiased closed-form expression of  $\widehat{\text{Var}}^{\text{MC}}(\widehat{h}_{1,1}^{\text{MC}})$  as follows:

$$\begin{aligned} \widehat{\text{Var}}^{\text{MC}}(\widehat{h}_{1,1}^{\text{MC}}) = & \frac{1}{(N-3)(N-2)(N-1)^2 N^2} \left( N \left( (-N^2 + N + 2) s_{1,1}^2 + \right. \right. \\ & (N-1)^2 (N s_{2,2} - 2 s_{1,0} s_{1,2}) + (N-1) s_{0,2} (s_{1,0}^2 - s_{2,0}) \Big) + \\ & s_{0,1}^2 \left( (6 - 4N) s_{1,0}^2 + (N-1) N s_{2,0} \right) \\ & \left. - 2N s_{0,1} \left( (N-1)^2 s_{2,1} + (5 - 3N) s_{1,0} s_{1,1} \right) \right). \end{aligned} \quad (24)$$

Note that, for the statistic  $\widehat{\text{Var}}^{\text{MC}}(\widehat{h}_{1,1}^{\text{MC}})$  to be well-defined, it is important to ensure a minimum sample size of  $N > 3$  is considered.

In the interest of brevity, we express the previous equation as  $\widehat{\text{Var}}^{\text{MC}}(\widehat{h}_{1,1}^{\text{MC}}) = \widehat{\text{V}}_{1,1}^{\text{MC}}/N$ , which is equivalent to

$$\widehat{\text{V}}_{1,1}^{\text{MC}} = N \widehat{\text{Var}}^{\text{MC}}(\widehat{h}_{1,1}^{\text{MC}}). \quad (25)$$

This implies that the stochastic convergence of the MC covariance estimator follows the order  $\mathcal{O}(N^{-1})$ . Consequently, the reduction in MC error occurs at a relatively slow rate, making it a computationally expensive method. Furthermore, the procedure becomes infeasible when implemented in systems and processes represented by high-fidelity models, which are commonly used in many science and engineering applications. For instance, decreasing the value of the semi-discretization parameter  $h$  increases the deterministic fidelity in Eq. (2), but also significantly increases the computational cost required to determine a single sample of the solution  $u^h(x, \omega)$ .

Following this, we outline the total computational cost of the MC covariance estimation for a given MSE of  $\epsilon^2$  in the following proposition:

**Proposition 3.1** *Let us consider  $c_\alpha$ ,  $c_\gamma$ ,  $\alpha$ , and  $\gamma$  to be positive constants. The error bounds are defined as follows:*

- (i) *The deterministic error decays as  $|\mu_{1,1}(u_i^h, u_j^h) - \mu_{1,1}(u_i, u_j)| \leq c_\alpha h^\alpha$ ,*
- (ii) *The computational cost to determine one sample of  $u^h(x, \omega)$  is given by*  

$$\mathcal{C}(u^h) \leq c_\gamma h^{-\gamma}.$$

*Then, for any  $0 < \epsilon < e^{-1}$ , the Monte Carlo (MC) covariance estimator  $\widehat{h}_{1,1}^{\text{MC}}$  with  $N = \mathcal{O}(\epsilon^{-2})$  and  $h = \mathcal{O}(\epsilon^{1/\alpha})$  satisfies  $\text{MSE}(\widehat{h}_{1,1}^{\text{MC}}) < \epsilon^2$ . Therefore, the corresponding MC computational cost to estimate the covariance is bounded by*

$$\mathcal{C}(\widehat{h}_{1,1}^{\text{MC}}) \leq c \epsilon^{-2-\gamma/\alpha},$$

*where  $c > 0$ .*

## 4 Multilevel Monte Carlo method

To address the limitations of the MC method, we focus on the sampling-based multilevel Monte Carlo method (MLMC) [15, 9, 10]. This approach offers a promising solution by distributing the sampling strategy across a hierarchy of fidelity levels, primarily in a sequential increase in fidelity from low to high. Under appropriate conditions (to be discussed in Section 4.2), the resulting reduction in the number of stochastic samples as fidelity increases marks a significant increase in overall computational efficiency.



## 4.1 Classical multilevel Monte Carlo estimator

Consider a sequence denoted as  $\{l = 0, 1, 2, \dots, L\}$ , which represents an increasing hierarchy of nested mesh grids  $\mathcal{P}_l$  within the context of a decreasing element size  $h$ . These grids form a regular nondegenerate partition of the computational domain  $\mathcal{G}$ , as defined in Eq. (1). Here,  $l$  corresponds to the mesh level and  $L$  represents the finest available mesh level.

The primary objective of the Multilevel Monte Carlo method (MLMC) is to ascertain statistical properties, such as covariance [16, 27], of the solution  $u^{h_L}(\omega)$  on the finest mesh level  $L$ :

$$\widehat{\text{cov}}^{\text{ML}}(u_i^{h_L}, u_j^{h_L})_{\{N_l\}} := \widehat{\text{cov}}^{\text{MC}}(u_i^{h_0}, u_j^{h_0})_{N_0} + \sum_{l=1}^L \widehat{\text{cov}}^{\text{MC}}(u_i^{h_l}, u_j^{h_l})_{N_l} - \widehat{\text{cov}}^{\text{MC}}(u_i^{h_{l-1}}, u_j^{h_{l-1}})_{N_l}. \quad (26)$$

Here,  $N_l$  denotes the number of samples at each mesh level and  $\{N_l\} := \{N_0, N_1, \dots, N_L\}$  represents the set of samples required to determine  $\widehat{\text{cov}}^{\text{ML}}$ . In addition,  $\widehat{\text{cov}}^{\text{MC}}(u_i^{h_0}, u_j^{h_0})_{N_0}$  is the MC estimator of  $\text{cov}(u_i^{h_0}, u_j^{h_0})$  at level  $l = 0$  using  $N_0$  samples. Similarly,  $\widehat{\text{cov}}^{\text{MC}}(u_i^{h_l}, u_j^{h_l})_{N_l}$  and  $\widehat{\text{cov}}^{\text{MC}}(u_i^{h_{l-1}}, u_j^{h_{l-1}})_{N_l}$  represent the approximation of  $\text{cov}(u_i^{h_l}, u_j^{h_l})$  and  $\text{cov}(u_i^{h_{l-1}}, u_j^{h_{l-1}})$  with  $l > 0$  and  $N_l$  samples, respectively. To simplify the discussion, we introduce the following:

$$Y_l = \begin{cases} \widehat{\text{cov}}^{\text{MC}}(u_i^{h_0}, u_j^{h_0})_{N_0}, & l = 0, \\ \widehat{\text{cov}}^{\text{MC}}(u_i^{h_l}, u_j^{h_l})_{N_l} - \widehat{\text{cov}}^{\text{MC}}(u_i^{h_{l-1}}, u_j^{h_{l-1}})_{N_l}, & l > 0. \end{cases} \quad (27)$$

Following this, the covariance estimator  $\widehat{\text{cov}}^{\text{ML}}$  from Eq. (26) can be expressed as

$$\widehat{\text{cov}}^{\text{ML}} = \sum_{l=0}^L Y_l. \quad (28)$$

It is important to note that each term  $Y_l$ ,  $l \geq 0$  is sampled independently, and hence remains uncorrelated. However, for  $l > 0$ , the quantities  $(u_i^{h_l}, u_j^{h_l})_{N_l}$  and  $(u_i^{h_{l-1}}, u_j^{h_{l-1}})_{N_l}$  in  $Y_l$  are strongly correlated and originate from the same random seeds.

A multilevel covariance estimator, represented by Eq. (26) or, in alternative terms, the sample multilevel covariance matrix  $\widehat{\text{cov}}^{\text{ML}}(\mathbf{U}^{h_L})$  of the form shown in Eq. (6), has a limitation in that it does not guarantee the positive-definiteness property required for covariance matrices, as explained in Eq. (7). This is because subtracting one positive-definite matrix from another does not guarantee that the resulting matrix is positive-definite, which is vital to the stability of the algorithm [16, 23]. To overcome this drawback, we follow a simple post-hoc procedure (as also depicted in [16]) by performing eigen-decomposition on

$$\widehat{\text{cov}}^{\text{ML}} = \sum_{i=1}^M \lambda_i \mathbf{q}_i \mathbf{q}_i^T, \quad (29)$$

where  $\lambda_i \in \mathbb{R}$  denotes the eigenvalues, and  $\mathbf{q}_i \in \mathbb{R}^M$  are the corresponding eigenvectors. Positive definiteness is ensured by removing the zero- and negative-valued eigenvalues ( $\lambda_i \leq 0$ ), that is

$$\widetilde{\text{cov}}^{\text{ML}} = \sum_{i=1; \lambda_i > 0}^M \lambda_i \mathbf{q}_i \mathbf{q}_i^T. \quad (30)$$

As alternatives to spectrum decomposition, which may involve less intrusiveness and/or reduced computational costs, various numerical techniques, including banding, shrinkage, thresholding, and localization (as outlined in [16]), offer the assurance of positive-definiteness of the covariance matrix, particularly in higher dimensions. In contrast, [23]

introduced a multifidelity covariance estimator that enforces the definiteness constraint by construction, utilizing the log-Euclidean mapping of symmetric and positive definite (SPD) matrices.

As the multilevel Monte Carlo covariance estimate  $\widehat{\text{cov}}^{\text{ML}}$  on the finest grid  $L$  is obtained as the telescopic sum of the difference of the MC covariance estimates on the coarser grids, the MSE corresponding to Eq. (28) takes the following form:

$$\text{MSE}(\widehat{\text{cov}}^{\text{ML}}) = \sum_{l=0}^L \text{Var}(Y_l) + (\text{cov}(u_i^{h_L}, u_j^{h_L}) - \text{cov}(u_i, u_j))^2. \quad (31)$$

Similar to Eq. (10), the error estimate above is composed of two terms. The first denotes the variance of the covariance estimator  $\widehat{\text{cov}}^{\text{ML}}$ ; that is,  $\text{Var}(\widehat{\text{cov}}^{\text{ML}}) = \text{Var}(\sum_{l=0}^L Y_l) = \sum_{l=0}^L \text{Var}(Y_l)$ . On the other hand, the second part represents the square of the spatial discretization error. As emphasized by the authors in [27], it is essential to determine the upper bound of the sampling error to ensure the convergence of the multilevel estimator. Therefore, it is derived as

$$\sum_{l=0}^L \text{Var}(Y_l) \leq \frac{1}{2} \sum_{l=0}^L \frac{1}{N_l - 1} \left( \sqrt{\mu_4(X^-(u_i^{h_l}))\mu_4(X^+(u_j^{h_l}))} + \sqrt{\mu_4(X^+(u_i^{h_l}))\mu_4(X^-(u_j^{h_l}))} \right), \quad (32)$$

where  $\mu_4$  denotes the fourth-order central moment (see Eq. (14) for  $r = 4$ ). Furthermore,  $X^+(u_i^{h_l}) = u_i^{h_l} + u_i^{h_{l-1}}$  and  $X^-(u_i^{h_l}) = u_i^{h_l} - u_i^{h_{l-1}}$ .

## 4.2 Multilevel Monte Carlo estimator using h-statistics

As discussed in Section 3, the objective of this study is to obtain an unbiased estimate of the sampling error of the estimator  $\widehat{\text{cov}}^{\text{ML}}$ , which is also expressed in a closed form. To this, we rewrite the classical multilevel covariance estimator from Eq. (26) using h-statistics as

$$\widehat{h}_{1,1}^{\text{ML}}(u_i^{h_L}, u_j^{h_L})_{\{N_l\}} := \widehat{h}_{1,1}^{\text{MC}}(u_i^{h_0}, u_j^{h_0})_{N_0} + \sum_{l=1}^L \widehat{h}_{1,1}^{\text{MC}}(u_i^{h_l}, u_j^{h_l})_{N_l} - \widehat{h}_{1,1}^{\text{MC}}(u_i^{h_{l-1}}, u_j^{h_{l-1}})_{N_l}. \quad (33)$$

Because the second part of the above equation (i.e., for  $l > 0$ ) is composed of variables  $(u_i^{h_l}, u_j^{h_l}, u_i^{h_{l-1}}, u_j^{h_{l-1}})$ , one may equivalently re-represent it in the form

$$\begin{aligned} \widehat{h}_{1,1}^{\text{ML}}(u_i^{h_L}, u_j^{h_L})_{\{N_l\}} &= \widehat{h}_{1,1}^{\text{MC}}(u_i^{h_0}, u_j^{h_0})_{N_0} + \sum_{l=1}^L \widehat{h}_{1,1,0,0}^{\text{MC}}(u_i^{h_l}, u_j^{h_l}, u_i^{h_{l-1}}, u_j^{h_{l-1}})_{N_l} - \\ &\quad \widehat{h}_{0,0,1,1}^{\text{MC}}(u_i^{h_l}, u_j^{h_l}, u_i^{h_{l-1}}, u_j^{h_{l-1}})_{N_l}. \end{aligned} \quad (34)$$

Here, the quadrivariate h-statistic  $\widehat{h}_{p,q,r,s}^{\text{MC}}$  is an unbiased estimator of the corresponding central moment  $\mu_{p,q,r,s}$  with orders  $p, q, r, s \in \mathbb{Z}_{\geq 0}$  i.e.,

$$\begin{aligned} \mu_{p,q,r,s}(u_i^{h_l}, u_j^{h_l}, u_i^{h_{l-1}}, u_j^{h_{l-1}}) &= \mathbb{E}((u_i^{h_l} - \mathbb{E}(u_i^{h_l}))^p (u_j^{h_l} - \mathbb{E}(u_j^{h_l}))^q \\ &\quad (u_i^{h_{l-1}} - \mathbb{E}(u_i^{h_{l-1}}))^r (u_j^{h_{l-1}} - \mathbb{E}(u_j^{h_{l-1}}))^s). \end{aligned} \quad (35)$$

See Eq. (13) for the definition of bivariate central moment. Similar to Eq. (27), one may simplify by introducing

$$Z_l = \begin{cases} \hat{h}_{1,1}^{\text{MC}}(u_i^{h_0}, u_j^{h_0})_{N_0}, & l = 0, \\ \hat{h}_{1,1,0,0}^{\text{MC}}(u_i^{h_l}, u_j^{h_l}, u_i^{h_{l-1}}, u_j^{h_{l-1}})_{N_l} - \hat{h}_{0,0,1,1}^{\text{MC}}(u_i^{h_l}, u_j^{h_l}, u_i^{h_{l-1}}, u_j^{h_{l-1}})_{N_l}, & l > 0, \end{cases} \quad (36)$$

in Eq. (34), which transforms to

$$\hat{h}_{1,1}^{\text{ML}} = \sum_{l=0}^L Z_l. \quad (37)$$

For  $l = 0$ ,  $Z_0 = \hat{h}_{1,1}^{\text{MC}}$  is described by Eq. (18). On the other hand,  $Z_l$  for  $l > 0$  is defined via *mathStatistica* [30] as

$$Z_l = \frac{N_l s_{1,1,0,0} - s_{0,1,0,0} s_{1,0,0,0}}{(N_l - 1)N_l} - \frac{N_l s_{0,0,1,1} - s_{0,0,0,1} s_{0,0,1,0}}{(N_l - 1)N_l}. \quad (38)$$

Here, the quadrivariate power sum  $s_{a,b,c,d}$ , for each  $l$ , is given as

$$s_{a,b,c,d}(u_i^{h_l}, u_j^{h_l}, u_i^{h_{l-1}}, u_j^{h_{l-1}}) = \sum_{k=1}^N u_i^{h_l}(\omega_k)^a u_j^{h_l}(\omega_k)^b u_i^{h_{l-1}}(\omega_k)^c u_j^{h_{l-1}}(\omega_k)^d, \quad (39)$$

where  $a, b, c, d$  are non-negative integers.

#### 4.2.1 MSE of h-statistics based MLMC covariance estimator

Owing to the independent and uncorrelated sampling of  $Z_l$  in Eq. (37), for each  $l$ , the MSE of h-statistics based MLMC covariance is described as

$$\text{MSE}(\hat{h}_{1,1}^{\text{ML}}) = \sum_{l=0}^L \mathbb{V}\text{ar}(Z_l) + (\mu_{1,1}(u_i^{h_L}, u_j^{h_L}) - \mu_{1,1}(u_i, u_j))^2. \quad (40)$$

Clearly, for  $l = 0$ ,  $\mathbb{V}\text{ar}(Z_0)$  is determined using Eq. (21). However, for  $l > 0$ , using *mathStatistica* software, the variance of the difference term  $Z_l$  is written in the form of central moments:

$$\begin{aligned} \mathbb{V}\text{ar}(Z_l) = & -\frac{(N_l - 2)\mu_{0,0,1,1}^2}{(N_l - 1)N_l} + \frac{2\mu_{1,1,0,0}\mu_{0,0,1,1}}{N_l} + \frac{\mu_{0,0,0,2}\mu_{0,0,2,0}}{(N_l - 1)N_l} + \frac{\mu_{0,0,2,2}}{N_l} + \\ & \frac{\mu_{0,2,0,0}\mu_{2,0,0,0}}{(N_l - 1)N_l} + \frac{\mu_{2,2,0,0}}{N_l} - \frac{2\mu_{1,1,1,1}}{N_l} - \frac{(N_l - 2)\mu_{1,1,0,0}^2}{(N_l - 1)N_l} - \\ & \frac{2\mu_{0,1,1,0}\mu_{1,0,0,1}}{(N_l - 1)N_l} - \frac{2\mu_{0,1,0,1}\mu_{1,0,1,0}}{(N_l - 1)N_l}. \end{aligned} \quad (41)$$

Evidently, the previous equation is analytical. Therefore, similar to the approach discussed in Section 3.2.2, to obtain a Monte Carlo based—unbiased—estimate of  $\mathbb{V}\text{ar}(Z_l)$ , an ansatz of the form

$$\begin{aligned} \mathbb{V}\text{ar}(Z_l) \approx \hat{\mathbb{V}}\text{ar}^{\text{MC}}(Z_l) = & a_1(\hat{h}_{0,0,1,1})^2 + a_2\hat{h}_{1,1,0,0}\hat{h}_{0,0,1,1} + a_3\hat{h}_{0,0,0,2}\hat{h}_{0,0,2,0} + a_4\hat{h}_{0,0,2,2} + \\ & a_5\hat{h}_{0,2,0,0}\hat{h}_{2,0,0,0} + a_6\hat{h}_{2,2,0,0} + a_7\hat{h}_{1,1,1,1} + a_8(\hat{h}_{1,1,0,0})^2 + \\ & a_9\hat{h}_{0,1,1,0}\hat{h}_{1,0,0,1} + a_{10}\hat{h}_{0,1,0,1}\hat{h}_{1,0,1,0}, \end{aligned} \quad (42)$$

is assumed. Note that here, we have dropped the repetitive superscript ‘MC’ of h-statistics for clarity. As the goal is to satisfy the condition,  $\mathbb{E}(\hat{\text{Var}}^{\text{MC}}(Z_l)) = \text{Var}(Z_l)$ , the expectation of  $\hat{\text{Var}}^{\text{MC}}(Z_l)$  is determined in quadrivariate central moments as

$$\begin{aligned} \mathbb{E}(\hat{\text{Var}}^{\text{MC}}(Z_l)) = & \frac{\mu_{0,0,2,2}(a_1 + a_2 + a_3 N_l)}{N_l} + \frac{\mu_{0,0,1,1}^2(a_1 N_l^2 - 2a_1 N_l + 2a_1 + 2a_2)}{(N_l - 1)N_l} + \\ & \frac{\mu_{0,0,0,2}\mu_{0,0,2,0}(a_1 + a_2 N_l^2 - 2a_2 N_l + a_2)}{(N_l - 1)N_l} + \frac{\mu_{2,2,0,0}(a_{10} N_l + a_7 + a_9)}{N_l} + \\ & \frac{\mu_{1,1,1,1}(a_4 + a_5 + a_6 + a_8 N_l)}{N_l} + \frac{\mu_{1,1,0,0}\mu_{0,0,1,1}(a_4 + a_5 + a_6 N_l^2 - 2a_6 N_l + a_6)}{(N_l - 1)N_l} + \\ & \frac{\mu_{0,1,1,0}\mu_{1,0,0,1}(a_4 N_l^2 - 2a_4 N_l + a_4 + a_5 + a_6)}{(N_l - 1)N_l} + \\ & \frac{\mu_{0,1,0,1}\mu_{1,0,1,0}(a_4 + a_5 N_l^2 - 2a_5 N_l + a_5 + a_6)}{(N_l - 1)N_l} + \\ & \frac{\mu_{1,1,0,0}^2(a_7 N_l^2 - 2a_7 N_l + 2a_7 + 2a_9)}{(N_l - 1)N_l} + \\ & \frac{\mu_{0,2,0,0}\mu_{2,0,0,0}(a_7 + a_9 N_l^2 - 2a_9 N_l + a_9)}{(N_l - 1)N_l}. \end{aligned} \quad (43)$$

By comparing the previous equation and Eq. (41), and benefiting from the powerful symbolic capabilities of *Mathematica*, the subsequent linear system of equations is solved. This results in scalar and real-valued constants as,  $a_1 = -\frac{N_l^2 - 4N_l + 5}{N_l^3 - 4N_l^2 + 7N_l - 6}$ ,  $a_2 = -\frac{1 - N_l}{N_l^3 - 4N_l^2 + 7N_l - 6}$ ,  $a_3 = -\frac{1 - N_l}{N_l^2 - 2N_l + 3}$ ,  $a_4 = -\frac{2(N_l - 1)}{N_l^3 - 4N_l^2 + 7N_l - 6}$ ,  $a_5 = -\frac{2(N_l - 1)}{N_l^3 - 4N_l^2 + 7N_l - 6}$ ,  $a_6 = \frac{2(N_l^2 - 3N_l + 4)}{N_l^3 - 4N_l^2 + 7N_l - 6}$ ,  $a_7 = -\frac{N_l^2 - 4N_l + 5}{N_l^3 - 4N_l^2 + 7N_l - 6}$ ,  $a_8 = -\frac{2(N_l - 1)}{N_l^2 - 2N_l + 3}$ ,  $a_9 = -\frac{1 - N_l}{N_l^3 - 4N_l^2 + 7N_l - 6}$  and  $a_{10} = -\frac{1 - N_l}{N_l^2 - 2N_l + 3}$ . Finally, by substituting these values in Eq. (42) and expressing the corresponding h-statistics in the form of power sums, one finally gets the unbiased closed-form expression:

$$\begin{aligned} \hat{\text{Var}}^{\text{MC}}(Z_l) = & \frac{1}{(N_l - 3)(N_l - 2)(N_l - 1)^2 N_l^2} \\ & \left( s_{0,0,2,2} N_l^4 - 2s_{1,1,1,1} N_l^4 + s_{2,2,0,0} N_l^4 - s_{0,0,1,1}^2 N_l^3 - s_{1,1,0,0}^2 N_l^3 - 2s_{0,0,1,0}s_{0,0,1,2} N_l^3 - \right. \\ & 2s_{0,0,2,2} N_l^3 + 2s_{0,1,1,1}s_{1,0,0,0} N_l^3 + 2s_{0,1,0,0}s_{1,0,1,1} N_l^3 + 2s_{0,0,1,1}s_{1,1,0,0} N_l^3 + \\ & 2s_{0,0,1,0}s_{1,1,0,1} N_l^3 + 4s_{1,1,1,1} N_l^3 - 2s_{1,0,0,0}s_{1,2,0,0} N_l^3 - 2s_{0,1,0,0}s_{2,1,0,0} N_l^3 - 2s_{2,2,0,0} N_l^3 + \\ & s_{0,0,1,1}^2 N_l^2 + s_{0,2,0,0}s_{1,0,0,0} N_l^2 + s_{1,1,0,0}^2 N_l^2 + 4s_{0,0,1,0}s_{0,0,1,2} N_l^2 + s_{0,0,2,2} N_l^2 - \\ & 4s_{0,0,1,1}s_{0,1,0,0}s_{1,0,0,0} N_l^2 - 2s_{0,0,1,0}s_{0,1,0,1}s_{1,0,0,0} N_l^2 - 4s_{0,1,1,1}s_{1,0,0,0} N_l^2 - \\ & 2s_{0,0,1,0}s_{0,1,0,0}s_{1,0,0,1} N_l^2 + 2s_{0,1,1,0}s_{1,0,0,1} N_l^2 + 2s_{0,1,0,1}s_{1,0,1,0} N_l^2 - 4s_{0,1,0,0}s_{1,0,1,1} N_l^2 - \\ & 4s_{0,0,1,1}s_{1,1,0,0} N_l^2 + 6s_{0,1,0,0}s_{1,0,0,0}s_{1,1,0,0} N_l^2 - 4s_{0,0,1,0}s_{1,1,0,1} N_l^2 - 2s_{1,1,1,1} N_l^2 + \\ & 4s_{1,0,0,0}s_{1,2,0,0} N_l^2 + s_{0,1,0,0}^2 s_{2,0,0,0} N_l^2 - s_{0,2,0,0}s_{2,0,0,0} N_l^2 + 4s_{0,1,0,0}s_{2,1,0,0} N_l^2 + \\ & s_{2,2,0,0} N_l^2 + 2s_{0,0,1,1}^2 N_l - 4s_{0,1,0,0}^2 s_{1,0,0,0} N_l - s_{0,2,0,0}s_{1,0,0,0}^2 N_l + \\ & 2s_{1,1,0,0}^2 N_l - 2s_{0,0,1,0}s_{0,0,1,2} N_l + (N_l - 1)s_{0,0,0,2}(s_{0,0,1,0}^2 - s_{0,0,2,0}) N_l + \\ & 8s_{0,0,1,1}s_{0,1,0,0}s_{1,0,0,0} N_l + 2s_{0,0,1,0}s_{0,1,0,1}s_{1,0,0,0} N_l + \\ & 2s_{0,1,1,1}s_{1,0,0,0} N_l + 2s_{0,0,1,0}s_{0,1,0,0}s_{1,0,0,1} N_l - 2s_{0,1,1,0}s_{1,0,0,1} N_l - 2s_{0,1,0,1}s_{1,0,1,0} N_l + \\ & 2s_{0,1,0,0}s_{1,0,1,1} N_l - 2s_{0,0,1,1}s_{1,1,0,0} N_l - 10s_{0,1,0,0}s_{1,0,0,0}s_{1,1,0,0} N_l + \\ & 2s_{0,0,1,0}s_{1,1,0,1} N_l - 2s_{1,0,0,0}s_{1,2,0,0} N_l - s_{0,1,0,0}^2 s_{2,0,0,0} N_l + \end{aligned} \quad (44)$$

$$\begin{aligned}
& s_{0,2,0,0}s_{2,0,0,0}N_l - 2s_{0,1,0,0}s_{2,1,0,0}N_l + 6s_{0,1,0,0}^2s_{1,0,0,0}^2 + \\
& s_{0,0,0,1}^2 \left( (6 - 4N_l)s_{0,0,1,0}^2 + (N_l - 1)N_ls_{0,0,2,0} \right) - 2s_{0,0,0,1} \\
& (s_{0,0,1,0}(N_l(5 - 3N_l)s_{0,0,1,1} + 2(3 - 2N_l)s_{0,1,0,0}s_{1,0,0,0} + 2(N_l - 2)N_ls_{1,1,0,0}) + \\
& (N_l - 1)N_l((N_l - 1)s_{0,0,2,1} + s_{0,1,1,0}s_{1,0,0,0} + s_{0,1,0,0}s_{1,0,1,0} - N_ls_{1,1,1,0} + s_{1,1,1,0}))) .
\end{aligned}$$

Here, the sample size on each mesh level  $l$  must be at least  $N_l > 3$ .

#### 4.2.2 Computational Complexity

If  $\mathcal{C}(Z_l) \in \mathbb{R}_{\geq 0}$  represents the computational cost of evaluating one MC sample of  $u^{h_l}(x, \omega)$  and  $u^{h_{l-1}}(x, \omega)$  in the difference term  $Z_l$ , then the overall cost of the MLMC covariance estimator  $\hat{h}_{1,1}^{\text{ML}}$  is given by:

$$\mathcal{C}(\hat{h}_{1,1}^{\text{ML}}) := \sum_{l=0}^L N_l \mathcal{C}(Z_l). \quad (45)$$

Subsequently, the optimum number of samples  $N_l$  on each mesh level  $l$  is determined to minimize the total computational cost  $\mathcal{C}(\hat{h}_{1,1}^{\text{ML}})$  under the constraint  $\sum_{l=0}^L \hat{\text{Var}}^{\text{MC}}(Z_l) < \epsilon^2/2$ . By re-expressing  $\hat{\text{Var}}^{\text{MC}}(Z_l) = \hat{\text{V}}_{l,1,1}^{\text{MC}}/N_l$ , which essentially is  $\hat{\text{V}}_{l,1,1}^{\text{MC}} = N_l \hat{\text{Var}}^{\text{MC}}(Z_l)$ , this translates into a constrained optimization problem, where the cost function

$$f(N_l) = \arg \min_{N_l} \sum_{l=0}^L \left( N_l \mathcal{C}(Z_l) + \tau \frac{\hat{\text{V}}_{l,1,1}^{\text{MC}}}{N_l} \right), \quad (46)$$

is minimized. Therefore, we can obtain the optimal number of samples  $N_l$  as:

$$N_l = \tau \left( \frac{\hat{\text{V}}_{l,1,1}^{\text{MC}}}{\mathcal{C}(Z_l)} \right)^{\frac{1}{2}}, \quad (47)$$

where  $\tau$  is the Lagrange multiplier defined by

$$\tau = \frac{2}{\epsilon^2} \sum_{l=0}^L \left( \hat{\text{V}}_{l,1,1}^{\text{MC}} \mathcal{C}(Z_l) \right)^{\frac{1}{2}}. \quad (48)$$

In addition, one can strategically choose the mesh levels  $\{l = 0, 1, 2, \dots, L\}$  in an optimal manner, either following a geometric or non-geometric sequence, to minimize a specified deterministic error. For example, in PDE-based applications, the selection of the initial coarse mesh  $l = 0$  is contingent on the regularity of the solution  $u(x)$  in Eq. (1) [4]. Subsequently, the choice of finer mesh grids is guided by an a priori mesh convergence analysis, where the finest mesh level  $l = L$  can either be set in advance or adaptively determined [10] during the computation of the MLMC estimation. For a deeper exploration of the optimal strategies for mesh hierarchy selection, refer to [12].

The overall computational complexity of the h-statistics-based MLMC covariance estimator mirrors that of the classical MLMC procedure (see [9, 15]). Hence, this proposition is explained as follows:

**Proposition 4.1** *Consider the positive constants  $c_\alpha, c_\beta, c_\gamma, \alpha, \beta$ , and  $\gamma$  with the constraint  $\alpha \geq \frac{1}{2} \min(\beta, \gamma)$ . We assume the following error bounds:*

- (i) *the deterministic error decays as  $|\mu_{1,1}(u_i^{h_l}, u_j^{h_l}) - \mu_{1,1}(u_i, u_j)| \leq c_\alpha h_l^\alpha$ ,*
- (ii) *the variance decays as  $\hat{\text{V}}_{l,1,1}^{\text{MC}} \leq c_\beta h_l^\beta$ ,*
- (iii) *the computational cost to determine one sample of  $Z_l$  is given by*  

$$\mathcal{C}(Z_l) \leq c_\gamma h_l^{-\gamma}.$$

Under these conditions, there exists a positive constant  $c$  such that, for any  $0 < \epsilon < e^{-1}$ , the multilevel Monte Carlo (MLMC) mean square error estimator satisfies  $\text{MSE}(\hat{h}_{1,1}^{\text{ML}}) < \epsilon^2$ , and the total computational cost is bounded as follows:

$$\mathcal{C}(\hat{h}_{1,1}^{\text{ML}}) \leq \begin{cases} c\epsilon^{-2}, & \beta > \gamma, \\ c\epsilon^{-2(\log \epsilon)^2}, & \beta = \gamma, \\ c\epsilon^{-2-(\gamma-\beta)/\alpha}, & \beta < \gamma. \end{cases} \quad (50)$$

By considering the values of  $\beta$  and  $\gamma$ , we can determine the primary cost driver within the mesh grid sequence. If  $\beta$  is greater than  $\gamma$ , then the maximum cost is influenced by the coarsest level. Conversely, if  $\beta$  is less than  $\gamma$ , the finest level dictates the predominant cost. When  $\beta$  equals  $\gamma$ , the cost is generally evenly distributed across all levels.

Furthermore, it is evident from the first relation in Eq. (49) that, as  $l \rightarrow \infty$ ,

$$|\mu_{1,1}(u_i^{h_l}, u_j^{h_l}) - \mu_{1,1}(u_i, u_j)| \rightarrow 0.$$

However,  $\mu_{1,1}(u_i, u_j)$  is analytical and unknown. Therefore, the deterministic error is defined using the triangle inequality as

$$|\mu_{1,1}(u_i^{h_l}, u_j^{h_l}) - \mu_{1,1}(u_i^{h_{l-1}}, u_j^{h_{l-1}})| \leq c_\alpha h_l^\alpha. \quad (51)$$

## 5 Application to Poisson's equation: 1D steady state heat equation

**Deterministic Setting:** Consider a physical body defined in the domain  $\mathcal{G} \subset \mathbb{R}$ , within a one-dimensional Euclidean space  $\mathbb{R}$ , with a smooth Lipschitz boundary  $\Gamma$ . The objective is to determine the temperature  $u(x) \in \mathbb{R}$  (belonging to the Hilbert space  $\mathcal{U}$ ) at a spatial point  $x \in \mathcal{G}$ . This solution should satisfy the governing equations describing the steady-state heat conductivity:

$$\begin{aligned} -\nabla \cdot (\kappa(x) \nabla u(x)) &= f(x) \quad \forall x \in \mathcal{G}, \\ u(x) &= u_0, \quad \forall x \in \Gamma_D, \\ \kappa(x) \nabla u(x) \cdot n(x) &= g(x), \quad \forall x \in \Gamma_N, \end{aligned} \quad (52)$$

where  $f(x) \in \mathbb{R}$  represents the heat sink and source. In addition,  $g(x) \in \mathbb{R}$  and  $u_0 \in \mathbb{R}$  denote the surface heat flux on the Neumann boundary  $\Gamma_N \subset \Gamma$  and the homogeneous temperature on the Dirichlet boundary  $\Gamma_D \subseteq \Gamma$ , respectively. The vector  $n(x) \in \mathbb{R}^d$  signifies the outward unit normal to the boundary  $\Gamma_N$ . Furthermore, we assume that  $\Gamma = \Gamma_D \cup \Gamma_N$  and  $\Gamma_D \cap \Gamma_N = \emptyset$ .

In this context,  $\kappa(x) \in \mathbb{R}^+$  represents the thermal conductivity field. As Poisson's equation encompasses a broader class of elliptic boundary value problems, describing physical phenomena such as electrostatic potential and chemical diffusion, the material coefficient  $\kappa(x)$  may also be considered to characterize intrinsic physics-based properties, such as electric permittivity and chemical diffusivity.

**Uncertainty Modelling:** In accordance with Section 2, we specifically model the coefficient  $\kappa$  as uncertain. For simplicity, this study only considers a spatially constant thermal conductivity such that  $\kappa(x) \equiv \kappa \in \mathbb{R}^+$ . Thus,  $\kappa(x)$  is depicted as a positive-definite random variable

$$\kappa(\omega) : \Omega \rightarrow \mathbb{R}^+ \quad (53)$$

over probability space  $(\Omega, \mathfrak{F}, \mathbb{P})$ .

For instance, in this study, we model  $\kappa(\omega)$  as a log-normal random variable

$$\kappa(\omega) = \exp(\psi(\omega)) \quad (54)$$

on  $\mathbb{R}^+$ . Here,  $\psi(\omega)$  represents a Gaussian random variable,

$$\psi(\omega) = \log(\kappa(\omega)) \sim \mathcal{N}(\mu, \sigma) \quad (55)$$

over  $\mathbb{R}$ , which is characterized by the mean  $\mu \in \mathbb{R}$  and standard deviation  $\sigma \in \mathbb{R}^+$ .

The desired parameters, namely the mean  $\mu_\kappa$  and standard deviation  $\sigma_\kappa$  of the log-normal variable  $\kappa(\omega)$  in Eq. (54), are related to the corresponding Gaussian random variable  $\psi(\omega)$  as established in [28]:

$$\mu = \ln \left( \frac{\mu_\kappa^2}{\sqrt{\mu_\kappa^2 + \sigma_\kappa^2}} \right) \quad \text{and} \quad \sigma = \sqrt{\ln \left( 1 + \frac{\sigma_\kappa^2}{\mu_\kappa^2} \right)}. \quad (56)$$

**Stochastic Setting:** By reformulating the deterministic model in Eq. (52) as a stochastic model,

$$\begin{aligned} -\nabla \cdot (\kappa(\omega) \nabla u(x, \omega)) &= f(x) \quad \forall x \in \mathcal{G}, \omega \in \Omega, \\ u(x, \omega) &= u_0, \quad \forall x \in \Gamma_D, \\ \kappa(\omega) \nabla u(x, \omega) \cdot n(x) &= g(x), \quad \forall x \in \Gamma_N, \end{aligned} \quad (57)$$

which must be understood in a weak sense, both spatially and stochastically. The objective is to determine the random temperature field  $u(x, \omega) : \mathcal{G} \times \Omega \rightarrow \mathbb{R}$  by assuming deterministic boundary conditions and a heat source.

As explained in Section 2, given the weak form of Eq. (57), we employ the finite-element method to seek an approximate solution  $u^h(x, \omega)$  within a finite-dimensional subspace  $\mathcal{U}^h \subset \mathcal{U}$  of the solution space  $\mathcal{U}$ , where  $h$  denotes the discretization parameter, which is an indicator of element size. Subsequently, this study aims to determine the sample covariance of the solution  $u^h(x, \omega)$  using Monte Carlo and multilevel Monte Carlo estimators, as defined in Sections 3 and 4.

## 6 Numerical results

### 6.1 Specifications

We consider a one-dimensional geometry with a body width of approximately 1 m, as illustrated in Fig. 1. A uniformly distributed surface heat flux of 5 W/m is applied over the entire length, and the geometry's ends are maintained at a fixed temperature of 273 K.

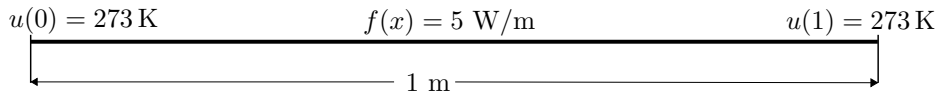


Figure 1: Geometry and boundary conditions

The spatial discretization in this study is based on the Finite Element Method and utilizes two-node 1D linear elements. To implement MLMC, we adopt a sequence of four



nested meshes, each with an element size of  $h_{l-1} = 2h_l$ . For specific mesh specifications, please refer to Fig. 2. In this context,  $E_l$  represents the number of elements, and  $M_l$  indicates the total spatial nodes at each mesh level  $l$ . Identical boundary conditions are consistently applied across all levels of the mesh.

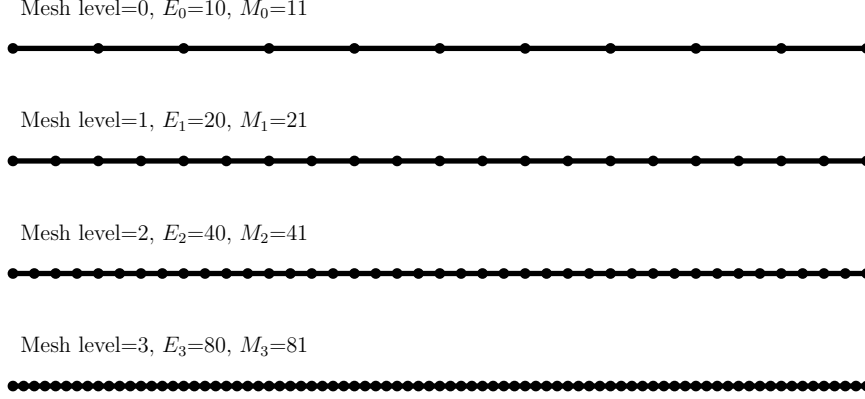


Figure 2: Four levels of nested mesh grids

As described in Section 5, we model the thermal conductivity  $\kappa(\omega)$  as a log-normal random variable with parameters:  $\mu_\kappa = 0.1$  W/mK and standard deviation  $\sigma_\kappa = 0.03$  W/mK. The objective of this study is to determine the sample covariance of the stochastic solution  $u^h(x, \omega)$  at  $L = 3$  using h-statistics-based Monte Carlo ( $\hat{h}_{1,1}^{\text{MC}}$ , see Eq. (18)), classical Multilevel Monte Carlo ( $\hat{c}\hat{\text{ov}}^{\text{ML}}$ , defined in Eq. (26)), and h-statistics-based Multilevel Monte Carlo estimators ( $\hat{h}_{1,1}^{\text{ML}}$ , refer to Eq. (33)).

The analytical response  $u(x, \omega)$  in Eq. (57) is spatially discretized at  $M_l$  spatial nodes at each mesh level  $l$ ; clearly,  $M_0 < M_1 < M_2 < M_3$ . Consequently, to determine the sample covariance matrix (in the form shown in Eq. (6)) on  $L = 3$ , i.e.,  $\hat{h}_{1,1}^{\text{ML}}(\mathbf{U}^{h_L}) \in \text{Sym}^+(M_L)$ , the corresponding MC estimators in Eq. (33) on mesh levels  $l < L$  are interpolated with respect to the finest level  $L$ .

Furthermore, to facilitate handling fully filled sample covariance matrices, we utilize half-vectorization for a positive-definite matrix  $\mathbf{H} \in \text{Sym}^+(M)$ :

$$\text{vech}(\mathbf{H}) := [H_{1,1}, \dots, H_{M,1}, H_{2,2}, \dots, H_{M,2}, \dots, H_{M-1,M-1}, H_{M,M-1}, H_{M,M}]^T. \quad (58)$$

Here, the vector  $\text{vech}(\mathbf{H}) \in \mathbb{R}^{M(M+1)/2}$ .

Assuming the optimal finest mesh grid  $L = 3$  is known, this implies that the square of the deterministic error is less than  $\epsilon^2/2$  as indicated in Eqs. (20),(31) and (40). Consequently, the objective of this paper is to analyse and ensure that only the stochastic accuracy is less than  $\epsilon^2/2$ .

## 6.2 Screening

An a priori performance analysis of MLMC covariance estimators is conducted using a screening test. In this test, a fixed number of 50 samples is examined over four levels of meshes.

By considering the  $L_\infty$  or max norm over the estimated and half-vectorized error bounds in Eq. (51), we obtain:

$$\max |\text{vech}(\hat{h}_{1,1}^{\text{MC}}(\mathbf{U}^{h_l}) - \hat{h}_{1,1}^{\text{MC}}(\mathbf{U}^{h_{l-1}}))| \leq c_\alpha h_l^\alpha, \quad (59)$$

which is equivalent to

$$\max |\text{vech}(Z_l)| \leq c_\alpha h_l^\alpha. \quad (60)$$

Refer to Eq. (36) for the definition of  $Z_l$ . Similarly, the second relation in Eq. (49) is expressed as:

$$\max(\text{vech}(\hat{\mathbb{V}}_{l,1,1}^{\text{MC}})) \leq c_\beta h_l^\beta. \quad (61)$$

Subsequently, an overview of the corresponding results is presented in Fig. 3. The top left and right plots illustrate the behaviour of the logarithm of ratios defined in Eqs. (60) and (61), respectively. The former diagram demonstrates deterministic decay of  $\max |\text{vech}(Z_l)|$ , while the latter showcases stochastic convergence of  $\max(\text{vech}(\hat{\mathbb{V}}_{l,1,1}^{\text{MC}}))$ . Additionally, both plots depict the quantities  $\max(\text{vech}(\hat{h}_{1,1}^{\text{MC}}))$  and  $\max(\text{vech}(\hat{\mathbb{V}}_{1,1}^{\text{MC}}))$ , which remain approximately constant at all values of  $l$ .

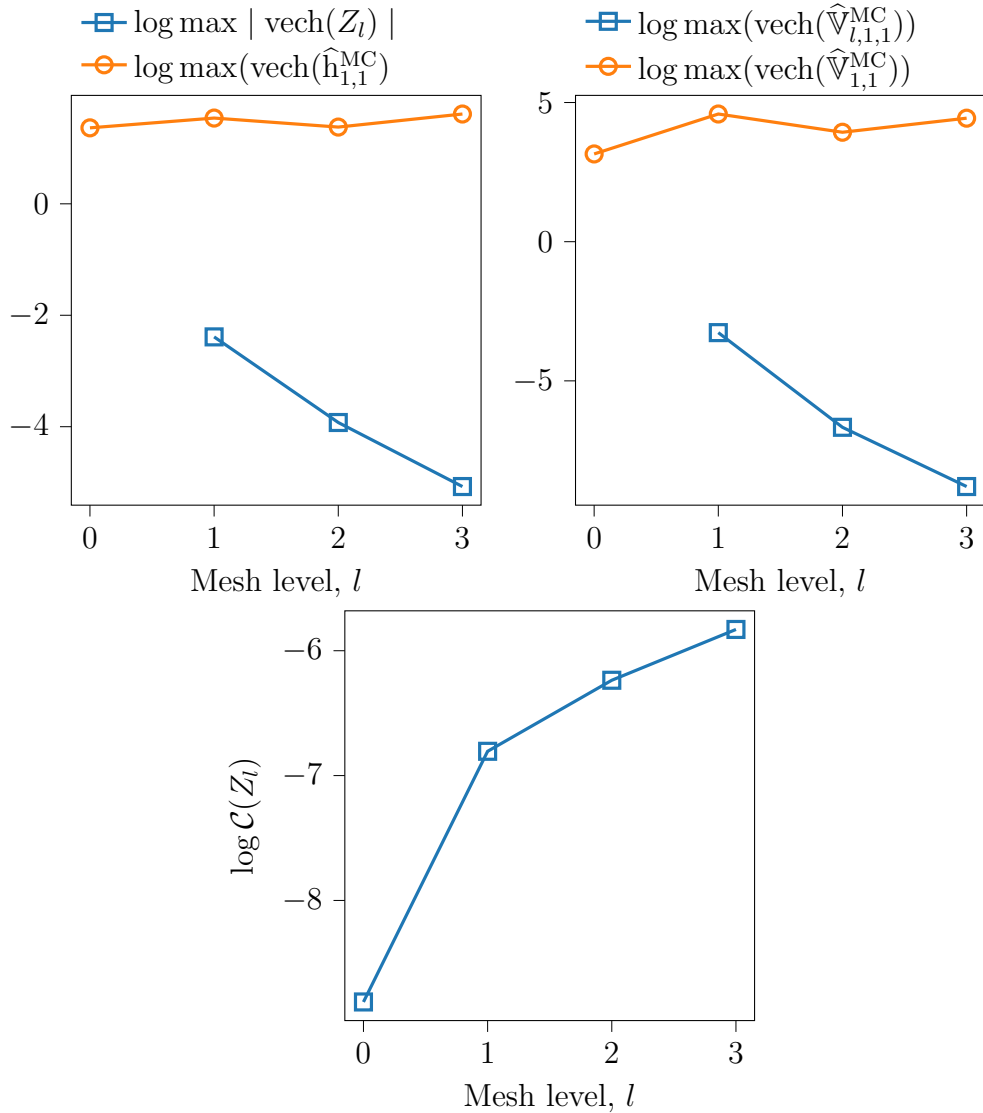


Figure 3: Screening results of MLMC covariance estimator  $\hat{h}_{1,1}^{\text{ML}}$

Moreover, the logarithmic computational time of running one sample  $\mathcal{C}(Z_l)$  on each mesh level  $l$  is displayed at the bottom. These values are obtained by recording the timings for the 50 considered screening samples on a M1 Pro chip with 16GB of RAM

and averaging them. As the results indicate, computation becomes more expensive as mesh refinement increases.

Finally, we determine the decay rates and constants corresponding to Eqs. (60) and (61), and the third equation in Eq. (49) by analyzing the slopes and y-intercepts of the respective logarithmic quantities in Fig. 3. The results are summarized in Table 1. It's evident that all constants are positive, and the condition  $\alpha \geq \frac{1}{2}\min(\beta, \gamma)$  is satisfied, confirming the assumption made in Proposition. 4.1. Furthermore, with  $\beta > \gamma$ , the computational complexity of MLMC estimates follows the first scenario outlined in Eq. (50).

$\alpha$	$\beta$	$\gamma$	$c_\alpha$	$c_\beta$	$c_\gamma$
1.94	4.04	1.37	0.33	0.6	0.0002

Table 1: Convergence results of MLMC covariance estimator  $\hat{h}_{1,1}^{\text{ML}}$

## 6.3 Performance

### 6.3.1 Accuracy

Fig. 4 compares the covariance estimates of the temperature for a 1D bar using three different estimators. The results are presented for an absolute stochastic accuracy of  $\epsilon^2/2 = 10^{-3} \text{ K}^4$ . In all three sub-figures, a significant covariance in the temperature field is observed at the centre of the spatial domain. It is evident that the accuracy of the statistical covariance estimate is consistent across all estimators.

For further analysis, we estimate the MLMC and MC mean of the temperature profile,  $u^h(x, \omega)$ , with a sampling error of  $\epsilon^2/2 = 10^{-3} \text{ K}^2$  using a conventional approach [4, 9]. We calculate the diagonal of the resulting covariance matrices from Fig. 4 to determine the variance of the stochastic response. The corresponding results are presented in Fig. 5. In the left plot, we observe a maximum mean value of approximately 279 K at the center of the 1D geometry, where both MLMC and MC estimates are nearly identical. Conversely, the right plot illustrates the influence of input material uncertainty,  $\kappa(\omega)$ , on the temperature,  $u^h(x, \omega)$ . The maximum variance is also observed in the same region as the maximum mean value. Additionally, all three estimators yield similar results; specifically, the relative difference of  $\hat{h}_{1,1}^{\text{ML}}$  with respect to  $\hat{h}_{1,1}^{\text{MC}}$  is less than  $10^{-2}$ .

Note that the specified sampling accuracies for mean and covariance/variance are of similar magnitudes but belong to two different scales, namely  $\text{K}^2$  and  $\text{K}^4$ . Therefore, a direct comparison of accuracies between these statistics is not straightforward in this scenario, given the difference in scales. Since the focus of this study centers on the performance analysis of covariance estimators rather than a cross-comparison of different statistics, we direct readers to [31] for a description of normalized error estimates in MLMC and MC mean and variance estimators, which addresses this issue.

### 6.3.2 Efficiency

Table 2 provides an overview of the computational time required to obtain a single deterministic output sample on each mesh level  $l$ . To determine the maximum number of samples, denoted as  $\max(N_l)$ , for the h-statistics-based MLMC covariance estimator,  $\hat{h}_{1,1}^{\text{ML}}$ ,

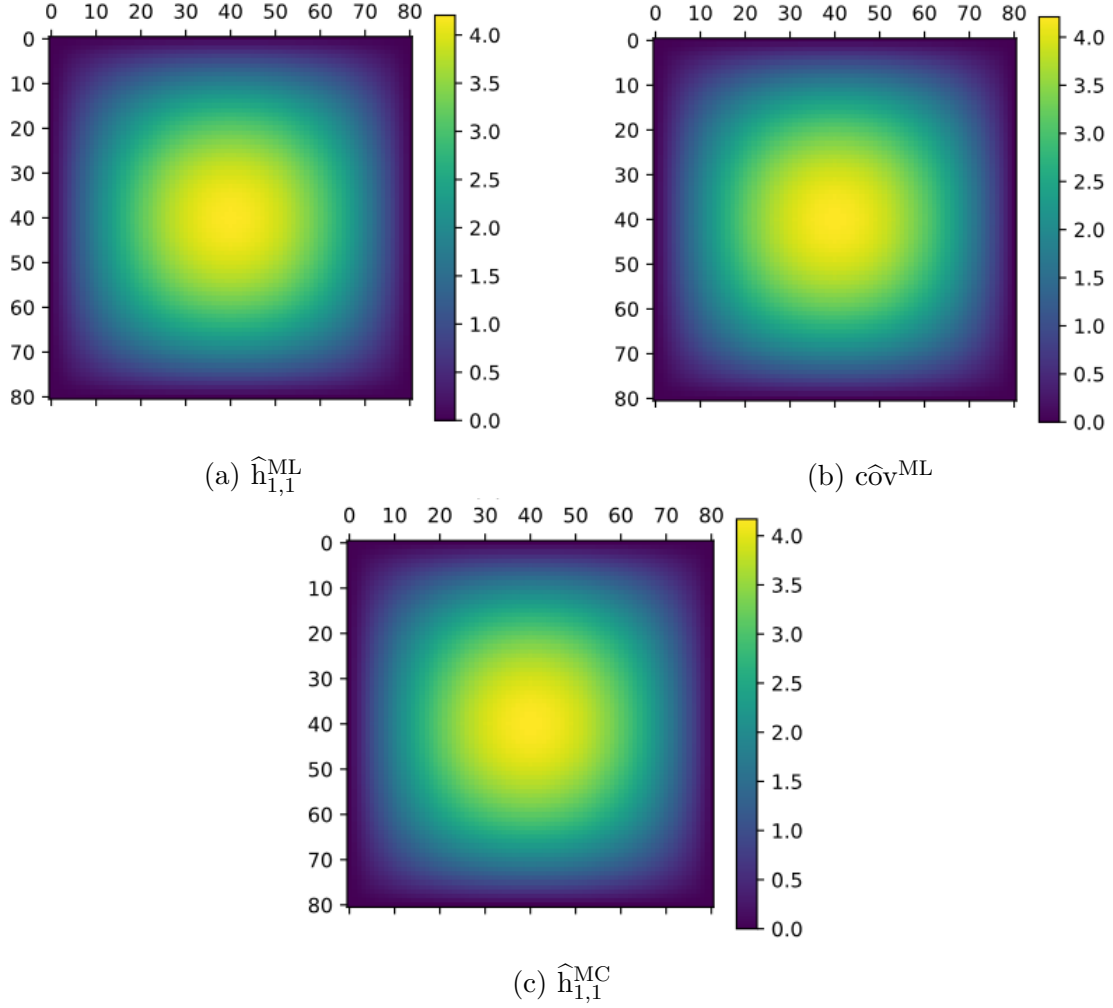


Figure 4: Comparison of h-statistics-based MLMC (top left), classical MLMC (top right) and h-statistics-based MC (bottom) covariance estimation of the stochastic temperature field  $\mathbf{U}^{h_L}(\omega)$  on finest level  $L = 3$

we utilize the expression given in Eq. (48) within Eq. (47):

$$\max(N_l) = \max \left( \frac{2}{\epsilon^2} \left( \sum_{l=0}^L \left( \text{vech}(\hat{\mathbb{V}}_{l,1,1}^{\text{MC}}) \mathcal{C}(Z_l) \right)^{\circ \frac{1}{2}} \right) \circ \left( \frac{\text{vech}(\hat{\mathbb{V}}_{1,1}^{\text{MC}})}{\mathcal{C}(Z_l)} \right)^{\circ \frac{1}{2}} \right). \quad (62)$$

Here, the symbol  $\circ$  represents the Hadamard or element-wise operator. A similar procedure is followed to determine  $\max(N_l)$  for the conventional estimator,  $\widehat{\text{cov}}^{\text{ML}}$ . Additionally, the maximum number of samples generated at  $L = 3$  for the MC estimator,  $\hat{h}_{1,1}^{\text{MC}}$ , is determined as:

$$\max(N_L) = \max \left( \frac{\text{vech}(\hat{\mathbb{V}}_{1,1}^{\text{MC}})}{\epsilon^2/2} \right). \quad (63)$$

The corresponding results, considering varying sampling accuracies, are presented in Table 3. It is worth noting that  $\max(N_l)$  in MLMC estimators exhibits a monotonic decrease as  $l$  increases. Most importantly, for all the explored sampling accuracies, it is evident that the estimator  $\hat{h}_{1,1}^{\text{ML}}$  requires fewer samples compared to  $\widehat{\text{cov}}^{\text{ML}}$ .

To determine the total computational cost of all three estimators, we formulate it as

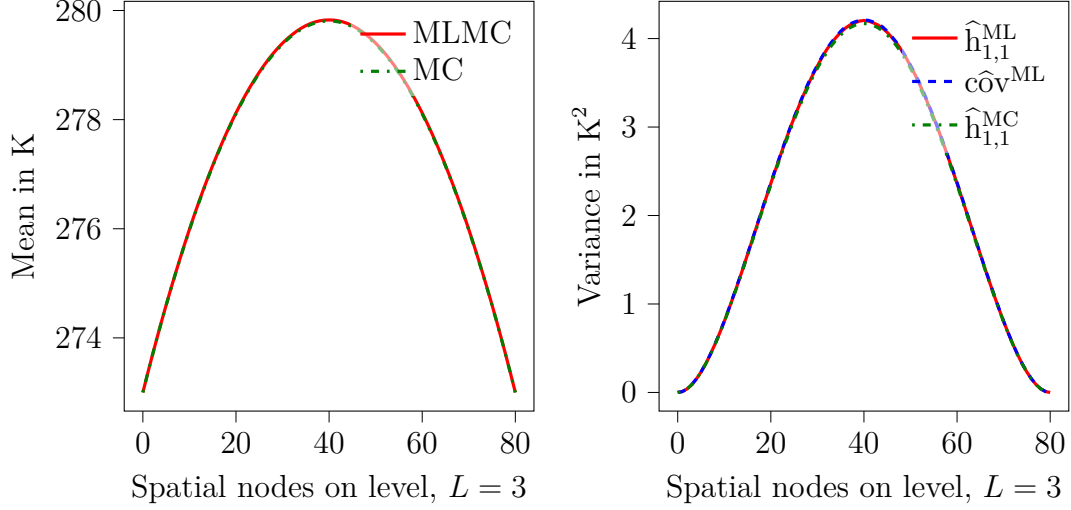


Figure 5: Comparison of classical MLMC and MC mean (on the left) and the comparison of all three covariance estimators for variance estimation (on the right) of the stochastic temperature field  $\mathbf{U}^{h_L}(\omega)$  on finest level  $L = 3$

Mesh level	$\hat{h}_{1,1}^{ML},$ $\mathcal{C}(Z_l)$	$\widehat{cov}^{ML},$ $\mathcal{C}(Y_l)$	$\hat{h}_{1,1}^{MC},$ $\mathcal{C}(u^{h_L})$
0	0.15	0.15	-
1	1.11	1.11	-
2	1.96	1.96	-
3	2.94	2.94	1.94

Table 2: Computational time to run one sample in millisecond for different estimators on each mesh level  $l$

follows:

$$\begin{aligned}
\mathcal{C}(\hat{h}_{1,1}^{ML}) &= \sum_{l=0}^L \max(N_l) \mathcal{C}(Z_l), \\
\mathcal{C}(\widehat{cov}^{ML}) &= \sum_{l=0}^L \max(N_l) \mathcal{C}(Y_l), \\
\mathcal{C}(\hat{h}_{1,1}^{MC}) &= \max(N_L) \mathcal{C}(u^{h_L}).
\end{aligned} \tag{64}$$

In this context, Fig. 6 provides an overview of the total computational cost for all three covariance estimators concerning the given stochastic accuracies. Clearly, both MLMC estimates exhibit a faster convergence rate compared to the MC approach. Furthermore, the computational cost of the h-statistics-based  $\hat{h}_{1,1}^{ML}$  estimator is notably lower than that of the conventional  $\widehat{cov}^{ML}$  estimator. Specifically, the h-statistics-based  $\hat{h}_{1,1}^{ML}$  estimator is  $\approx 16\times$  faster than the h-statistics-based  $\hat{h}_{1,1}^{MC}$  estimator for all the studied accuracies, resulting in cost savings of  $\approx 94\%$ . Similarly, the closed-form and unbiased sampling error-based  $\hat{h}_{1,1}^{ML}$  is  $\approx 1.3\times$  faster than the conventional upper bound and biased sampling error-based  $\widehat{cov}^{ML}$ , leading to cost savings of  $\approx 22\%$  when choosing  $\hat{h}_{1,1}^{ML}$  over  $\widehat{cov}^{ML}$ .

Mesh level	$\hat{h}_{1,1}^{\text{ML}}$	$\text{c}\hat{\text{ov}}^{\text{ML}}$	$\hat{h}_{1,1}^{\text{MC}}$
0	66822	82417	-
1	397	595	-
2	82	95	-
3	50	50	84582

(a)  $\epsilon^2/2 = 10^{-3} \text{ K}^4$

Mesh level	$\hat{h}_{1,1}^{\text{ML}}$	$\text{c}\hat{\text{ov}}^{\text{ML}}$	$\hat{h}_{1,1}^{\text{MC}}$
0	86879	110072	-
1	600	761	-
2	101	117	-
3	50	50	112777

(b)  $\epsilon^2/2 = 0.75 \times 10^{-3} \text{ K}^4$

Mesh level	$\hat{h}_{1,1}^{\text{ML}}$	$\text{c}\hat{\text{ov}}^{\text{ML}}$	$\hat{h}_{1,1}^{\text{MC}}$
0	129008	164750	-
1	849	1132	-
2	179	229	-
3	50	53	169165

(c)  $\epsilon^2/2 = 0.5 \times 10^{-3} \text{ K}^4$

Table 3: Maximum number of MC samples on each mesh level  $l$  for different estimators with respect to varying stochastic accuracies

## 7 Conclusion

We introduced a novel approach to estimate the unbiased covariance of random variables using both Monte Carlo (MC) and Multilevel Monte Carlo (MLMC) methods with h-statistics. Traditional MC covariance estimation relies on a closed-form, yet biased, sampling error. By contrast, MLMC covariance estimators depend on biased and upper-bounded stochastic accuracy. To enhance the overall accuracy and efficiency, particularly in MLMC covariance estimation, we developed unbiased and closed-form versions of the mean square error estimates using h-statistics within both the MC and MLMC algorithms.

The proposed h-statistics-based procedures, along with the conventional MLMC method, were tested by applying them to Poisson’s equation in the form of a simple 1D steady-state heat equation. The analysis incorporated uncertainty in the material properties, specifically the thermal conductivity, modelled as a log-normal random variable. These methods propagate the uncertainty to estimate the covariance, as well as statistics, such as the mean and variance of the temperature field.

We compared the computational efficiencies of the MLMC and MC covariance estimators for different stochastic accuracies. The h-statistics-based MLMC estimator significantly outperformed the corresponding MC method in terms of the computational cost. It is also evident that the h-statistics-based MLMC method required fewer samples than the conventional MLMC, highlighting the computational advantages of the unbiased and closed-form sampling error-based MLMC covariance estimator over biased and upper-bounded MLMC estimates. Furthermore, the difference in accuracy between the MLMC and MC methods was minimal.

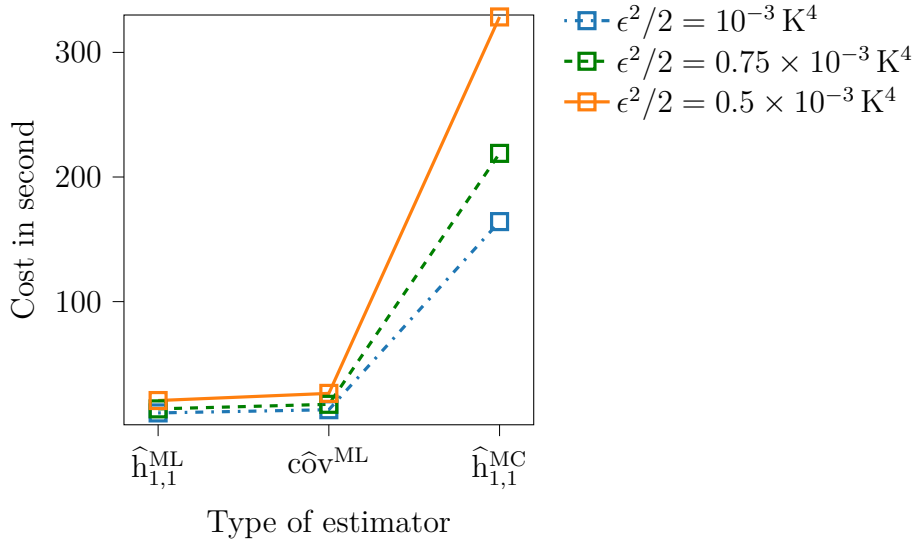


Figure 6: Comparison of total computational cost to estimate sample covariance on mesh  $L = 3$  for different estimators

## Acknowledgments

This work was supported by Wave 1 of The UKRI Strategic Priorities Fund under the EPSRC Grant EP/W006022/1, particularly the Digital Twins: Complex Systems Engineering theme within that grant & The Alan Turing Institute. The author extends their sincere gratitude to Prof. Fehmi Cirak and the Department of Engineering at the University of Cambridge for hosting and facilitating initial discussions on the deterministic solver and providing software support.

## References

- [1] C. Bierig and A. Chernov. Convergence analysis of multilevel Monte Carlo variance estimators and application for random obstacle problems. *Numerische Mathematik*, 130(4):579–613, Aug. 2015.
- [2] C. Bierig and A. Chernov. Estimation of arbitrary order central statistical moments by the multilevel Monte Carlo method. *Stochastics and Partial Differential Equations Analysis and Computations*, 4(1):3–40, Mar. 2016.
- [3] A. Chernov, H. Hoel, K. J. H. Law, F. Nobile, and R. Tempone. Multilevel ensemble Kalman filtering for spatio-temporal processes. *Numerische Mathematik*, 147(1):71–125, Jan. 2021.
- [4] K. A. Cliffe, M. B. Giles, R. Scheichl, and A. L. Teckentrup. Multilevel monte carlo methods and applications to elliptic pdes with random coefficients. *Computing and Visualization in Science*, 14(1):3–15, 2011.
- [5] N. Cressie. *Statistics for Spatial Data*. John Wiley & Sons, 2015.
- [6] P. S. Dwyer. Moments of Any Rational Integral Isobaric Sample Moment Function. *The Annals of Mathematical Statistics*, 8(1):21–65, 1937. Publisher: Institute of Mathematical Statistics.



- [7] G. Evensen. *Data Assimilation: The Ensemble Kalman Filter*. Springer, Berlin, Heidelberg, 2009.
- [8] G. Fishman. *Monte Carlo: Concepts, Algorithms, and Applications*. Springer Series in Operations Research and Financial Engineering. Springer-Verlag, New York, 1996.
- [9] M. B. Giles. Multilevel monte carlo path simulation. *Operations Research*, 56(3):607–617, 2008.
- [10] M. B. Giles. Multilevel monte carlo methods. *Acta Numerica*, 24:259–328, 2015.
- [11] C. Graham and D. Talay. *Stochastic Simulation and Monte Carlo Methods: Mathematical Foundations of Stochastic Simulation*. Stochastic Modelling and Applied Probability. Springer-Verlag, Berlin Heidelberg, 2013.
- [12] A.-L. Haji-Ali, F. Nobile, E. Von Schwerin, and R. Tempone. Optimization of mesh hierarchies in multilevel Monte Carlo samplers. *Stochastics and Partial Differential Equations Analysis and Computations*, 4(1):76–112, Mar. 2016.
- [13] A. Haldar and S. Mahadevan. *Probability, Reliability and Statistical Methods in Engineering Design*. John Wiley & Sons, Inc., New York, 2000.
- [14] P. R. Halmos. The Theory of Unbiased Estimation. *The Annals of Mathematical Statistics*, 17(1):34–43, 1946. Publisher: Institute of Mathematical Statistics.
- [15] S. Heinrich. Multilevel Monte Carlo Methods. In *Large-Scale Scientific Computing*, Lecture Notes in Computer Science, pages 58–67. Springer, 2001.
- [16] H. Hoel, K. J. H. Law, and R. Tempone. Multilevel ensemble Kalman filtering. *SIAM Journal on Numerical Analysis*, 54(3):1813–1839, Jan. 2016.
- [17] I. T. Jolliffe and J. Cadima. Principal component analysis: a review and recent developments. *Philosophical Transactions of the Royal Society A: Mathematical, Physical and Engineering Sciences*, 374(2065):20150202, Apr. 2016. Publisher: Royal Society.
- [18] R. E. Kalman. A New Approach to Linear Filtering and Prediction Problems. *Journal of Basic Engineering*, 82(1):35–45, Mar. 1960.
- [19] S. Krumscheid, F. Nobile, and M. Pisaroni. Quantifying uncertain system outputs via the multilevel Monte Carlo method — Part I: Central moment estimation. *Journal of Computational Physics*, 414:109466, Aug. 2020.
- [20] O. P. Le Maître and O. M. Knio. *Spectral Methods for Uncertainty Quantification: With Applications to Computational Fluid Dynamics*. Scientific Computation. Springer Netherlands, Dordrecht, 2010.
- [21] Q. Liu, N. Tong, X. Wu, X. Han, and C. Chen. A generalized sensitivity analysis method based on variance and covariance decomposition of summatory functions for multi-input multi-output systems. *Computer Methods in Applied Mechanics and Engineering*, 385:114009, Nov. 2021.
- [22] W. K. Liu, T. Belytschko, and A. Mani. Random field finite elements. *International Journal for Numerical Methods in Engineering*, 23(10):1831–1845, 1986.

- [23] A. Maurais, T. Alsup, B. Peherstorfer, and Y. Marzouk. Multi-Fidelity Covariance Estimation in the Log-Euclidean Geometry. In *Proceedings of the 40th International Conference on Machine Learning*, pages 24214–24235. PMLR, July 2023. ISSN: 2640-3498.
- [24] A. Maurais, T. Alsup, B. Peherstorfer, and Y. Marzouk. Multifidelity Covariance Estimation via Regression on the Manifold of Symmetric Positive Definite Matrices, July 2023. arXiv:2307.12438 [cs, math, stat].
- [25] N. Metropolis and S. Ulam. The Monte Carlo Method. *Journal of the American Statistical Association*, 44(247):335–341, 1949.
- [26] S. Mishra, C. Schwab, and J. Šukys. Multi-level Monte Carlo finite volume methods for nonlinear systems of conservation laws in multi-dimensions. *Journal of Computational Physics*, 231(8):3365–3388, Apr. 2012.
- [27] P. Mycek and M. De Lozzo. Multilevel Monte Carlo Covariance Estimation for the Computation of Sobol’ Indices. *SIAM/ASA Journal on Uncertainty Quantification*, 7(4):1323–1348, Jan. 2019.
- [28] M. A. Pinsky and S. Karlin. *An Introduction to Stochastic Modeling (Fourth Edition)*. Academic Press, Boston, Jan. 2011.
- [29] A. A. Popov, C. Mou, A. Sandu, and T. Iliescu. A Multifidelity Ensemble Kalman Filter with Reduced Order Control Variates. *SIAM Journal on Scientific Computing*, 43(2):A1134–A1162, Jan. 2021.
- [30] C. Rose and M. Smith. *Mathematical statistics with Mathematica.*, volume 481. New York, NY: Springer, 2002.
- [31] S. K. Shivanand and B. Rosić. Scale-invariant multilevel Monte Carlo method and application to linear elasticity, July 2023. arXiv:2106.13723 [cs, math].
- [32] I. Sobol. Sensitivity estimates for nonlinear mathematical models. *Math. Model. Comput. Exp.*, 4:407–414, 1993.
- [33] I. M. Sobol’. Global sensitivity indices for nonlinear mathematical models and their Monte Carlo estimates. *Mathematics and Computers in Simulation*, 55(1):271–280, Feb. 2001.
- [34] T. Sullivan. *Introduction to Uncertainty Quantification*, volume 63 of *Texts in Applied Mathematics*. Springer International Publishing, Cham, 2015.
- [35] D. Xiu. *Numerical methods for stochastic computations: a spectral method approach*. Princeton University Press, Princeton, N.J, 2010. OCLC: ocn466341417.
- [36] P. H. Zadeh, R. Hosseini, and S. Sra. Geometric mean metric learning. In *Proceedings of the 33rd International Conference on International Conference on Machine Learning - Volume 48*, ICML’16, pages 2464–2471, New York, NY, USA, June 2016. JMLR.org.