

Research Team Identification Based on Representation Learning of Academic Heterogeneous Information Network

Junfu Wang¹, Yawen Li^{2*}, Zhe Xue¹, and Ang Li¹

¹*Beijing Key Laboratory of Intelligent Communication Software and Multimedia, School of Computer Science (National Pilot Software Engineering School), Beijing University of Posts and Telecommunications, Beijing 100876*

²*School of Economics and Management, Beijing University of Posts and Telecommunications, Beijing 100876*

Abstract Academic networks in the real world can usually be described by heterogeneous information networks composed of multi-type nodes and relationships. Some existing research on representation learning for homogeneous information networks lacks the ability to explore heterogeneous information networks in heterogeneous information networks. It cannot be applied to heterogeneous information networks. Aiming at the practical needs of effectively identifying and discovering scientific research teams from the academic heterogeneous information network composed of massive and complex scientific and technological big data, this paper proposes a scientific research team identification method based on representation learning of academic heterogeneous information networks. The attention mechanism at node level and meta-path level learns low-dimensional, dense and real-valued vector representations on the basis of retaining the rich topological information of nodes in the network and the semantic information based on meta-paths, and realizes effective identification and discovery of scientific research teams and important team members in academic heterogeneous information networks based on maximizing node influence. Experimental results show that our proposed method outperforms the comparative methods.

Key words Academic heterogeneous information network; representation learning; attention mechanism; node influence maximization; research team identification

1 Introduction

With the continuous improvement and improvement of scientific and technological research, the amount of scientific and technological data such as journal papers, fund projects, and patent works has shown an explosive growth trend [1] [2]. These multi-type, multi-form and universally connected data constitute a complex, large-scale and interconnected academic heterogeneous information network (HIN) [3]. In addition, due to the continuous improvement of the specialization, complexity and difficulty of

* Corresponding author: Yawen Li (warmly0716@126.com)

This work was supported by the National Natural Science Foundation of China (62192784, U22B2038, 62172056).

scientific research tasks, scientific research teamwork has also become an inevitable trend to promote the development and progress of science and technology. More than 90% of the research results in the field of scientific research are completed through scientific research teamwork.[4]. How to effectively identify and discover scientific research teams from massive and complex scientific and technological big data has become an urgent and realistic demand in the field of scientific research [5]. The effective identification of scientific research teams, on the one hand, helps to quickly grasp the current status of scientific research teams, better improve team management, and guide team development; on the other hand, it also helps to provide scientific decision-making support for the decision-making of review experts.

As an effective way to represent large-scale networks, network embedding [6] can well preserve the proximity of rich semantic information in the original network. In order to combine the advantages of HIN with network embedding, HIN's embedding representation learning has attracted extensive attention in scholar networks [7] and has been applied to various graph analysis tasks, especially clustering [8-10], classification [11 -13], link prediction [14-16] and recommendation [17-20].

Although many scholars have proposed to learn meta-path based node embedding representations in HIN, there are still some unsolved challenges so far. Existing HIN embedding methods usually assume that all nodes have the same meta-path weight, which cannot capture the personalized characteristics of nodes connected by path instances representing different meta-paths, resulting in insufficient proximity preservation of the network topology [21]. Therefore, it is necessary to effectively capture the personalized semantic features of meta-paths to help learn better HIN node representations.

In order to deal with the above challenges, we proposed an attention mechanism-based representation learning method for academic heterogeneous information networks, while retaining the rich node topology information and meta-path-based semantic information in HIN, and proposed a method based on node influence maximization. An effective identification and discovery method for scientific research teams. The main contributions of this paper are as follows:

- (1) We constructed an academic heterogeneous information network to solve the problem that traditional homogeneous information networks cannot accurately represent a wide variety of scientific and technological data with complex structures and implicit semantics.

(2) We proposed a representation learning method for academic heterogeneous information networks based on node-level and meta-path-level attention mechanisms to realize low-dimensional, dense and real-valued vector representations of academic heterogeneous information network nodes.

(3) We proposed a scientific research team identification method based on representation learning of academic heterogeneous information networks to realize the effective identification and discovery of scientific research teams and important team members in academic heterogeneous information networks in the field of scientific and technological big data.

2 Related Work

As an effective paradigm for modeling complex relations and objects, heterogeneous information networks have attracted extensive research in emerging research directions [22]. Some scholars try to combine the representation method of homogeneous information network with the characteristics of heterogeneous information network. For example, GraphGan [23] uses the generator to fit the continuous distribution of nodes to all other nodes in the network, and generates the node most likely to be connected to the node; the discriminator distinguishes the generated node pairs from the real node pairs, Through the minimax game, the real node distribution is finally fitted, and the vector representation of the network nodes is obtained. This method can also be used for the representation of heterogeneous networks, while ignoring the extra properties of nodes in heterogeneous networks, but the performance is average. The HIN_DRL [24] model embeds different types of nodes into different spaces to deepen the differences among these multi-type nodes.

According to the research progress of scientific research team identification methods, the existing scientific research team identification methods can be roughly divided into four categories: traditional scientific research team identification methods, research team identification methods based on association rules, scientific research team identification methods based on hierarchical clustering, and social network-based identification methods. Analytical research team identification methods. Among them the traditional research team identification method [25] mainly uses institutional information or scientific research project information to discover teams, emphasizing geographical similarity, and social methods such as questionnaire surveys are simple, easy, and accurate. High degree, can break through the space limit to collect data, and

quickly obtain the identification results of the scientific research team, but this method is time-consuming and labor-intensive in large-scale surveys, and the cost is high;

Lv[26] et al used association rules to clean and identify the patent data of Changchun Institute of Optics and Mechanics and the Chinese Academy of Sciences, identified the scientific research team by mining the largest frequent itemset with the closest cooperation, and verified the team identification results through questionnaire survey. proved the feasibility of this method, it can be applied to large-scale author collaboration data, but this method does not highlight team leaders, nor does it identify non-core researchers, which reduces the reference value of the identification results of scientific research teams;

The scientific research team identification method can also be considered as a community discovery method [27]. The key to effectively identify the scientific research team from the heterogeneous information network composed of massive and complex scientific and technological big data lies in the effective mining of the community structure in the complex heterogeneous information network. Due to the different calculation methods of various similarity indexes, there are different problems;

The scientific research team identification method based on social network analysis proposed by Yu[28] uses information such as co-authorship and literature citations to build an overall scientific research cooperation network [29], although it is possible to add human cognitive judgment ability on the basis of data analysis to enhance the credibility and accuracy of the identification results of the scientific research team, but this method identifies team leaders based on the betweenness centrality ranking, and this centrality measurement index is also It cannot represent and measure the heterogeneity of nodes well.

3 Proposed Method

The architecture of the Academic Heterogeneous Information Network Representation Learning Model (AHinE) is shown in Figure 1. Through the attention mechanism at the node level, the structural feature representation learning is carried out, the topological structure features of the nodes in the academic heterogeneous information network are mined. The semantic feature representation learning is carried out based on the attention mechanism at the meta-path level, and the rich semantic information in the network is also mined. During the learning process, the weights of network nodes are dynamically aggregated and updated by maintaining version records

and weight records.

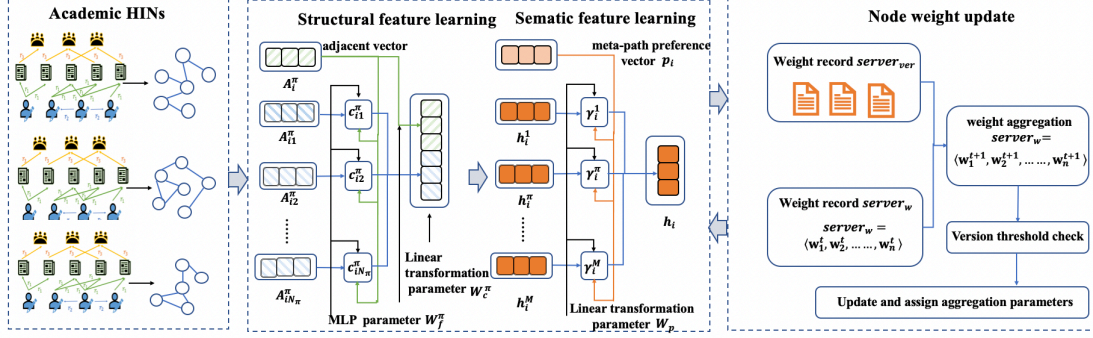


Figure 1 The architecture of the Academic Heterogeneous Information Network Representation Learning Model (AHinE)

3.1 Structural Feature Representation Learning for Academic HINs

The node-level attention mechanism utilizes the normalized meta-path adjacent vector A_i^π to learn the embedded representation of the structural features of the node V_i by aggregating the embedded representation of the node V_i itself and the embedded representations of the neighbor nodes connected to the node V_i through instance paths. Since the meta-path-based adjacency vector is high-dimensional and sparse, a multilayer perceptron (MLP) is used to transform the specific structural features of the meta-path into the d -dimensional space. Among all the nodes V_j connected to the node V_i through the instance path, the node with similar structural characteristics to the node V_i is given a greater node-level attention weight c_{ij}^π , and the calculation formula of the node-level attention weight is as follows:

$$s_{ij}^\pi = \frac{(W_f^\pi A_i^\pi)^T \cdot W_f^\pi A_j^\pi}{\|W_f^\pi A_i^\pi\| \cdot \|W_f^\pi A_j^\pi\|} \quad (1)$$

$$c_{ij}^\pi = \frac{\exp(s_{ij}^\pi)}{\sum_{k \in N_i^\pi} \exp(s_{ik}^\pi)} \quad (2)$$

where $W_f^\pi \in R^{N \times d}$ is the parameter of MLP which denotes the transformation matrix for meta path π , s_{ij}^π denotes the meta-path-based cosine similarity of structural feature between V_i and V_j , c_{ij}^π is the node-level attention coefficients of node V_j and N_i^π denotes the collections of neighbors connecting to node V_i .

We learn the aggregated structural feature embedding representation $h_{N(i)}^\pi$ of nodes V_i by uniformly sampling nodes in the set of its neighbor nodes:

$$h_{N(i)}^\pi = \sigma \left(\sum_{j \in N_i^\pi} c_{ij}^\pi W_f^\pi A_j^\pi \right) \quad (3)$$

where $h_{N(i)}^\pi$ denotes the aggregated embedding of node, N_i^π is the neighborhood nodes connected to node V_i by meta path π and σ is the activation function.

Finally, by combing the structural feature representation of node V_i itself and its neighbor nodes connected by path instances, the meta path based embedding $h_{N(i)}^\pi$ of V_i can be computed as follow:

$$h_i^\pi = W_C^\pi \left[h_{N(i)}^\pi; W_f^\pi A_i^\pi \right] \quad (4)$$

where $W_C^\pi \in R^{2d \times d}$ is the weight coefficient for linear transformation from stitched vectors to embedding space, $h_{N(i)}^\pi$ is the node's meta-path-based neighbor node aggregation feature embedding representation, W_f^π is the parameter of the multi-layer perceptron, A_i^π is the normalized meta-path adjacency vector, and $[\cdot]$ represents vector splicing.

3.2 Semantic Feature Representation Learning for Academic HINs

After effectively learning the structural feature representation h_i^π of nodes in the heterogeneous information network, similar to the node-level attention mechanism, in order to better capture the rich semantic features carried by different meta-paths, the meta-paths are aggregated based on the attention mechanism at the meta-path level Information to capture the semantic features of nodes, so as to learn the comprehensive embedding representation of heterogeneous information network nodes that contain both structural features and semantic features, and introduce a meta-path preference vector $p_i \in R^{1 \times k}$ for each node V_i to guide the meta-path attention mechanism to perform meta-path-based embedding Representation learning, for the embedding representation h_i^π of a node V_i based on the meta-path, if it is similar to the preference vector p_i , it will be given a larger attention weight coefficient, so that the contribution ratio in the comprehensive embedding representation of the node is higher. In order to measure the similarity between nodes, use a linear transformation based on a nonlinear activation function to convert the embedding representation H^π of the node into an embedding representation $h_i^{\pi'}$ of the k -dimensional space:

$$h_i^{\pi'} = \sigma \left(W_p h_i^\pi + b_p \right) \quad (5)$$

where σ is the activation function, $W_p \in R^{d \times k}$ is the parameter of dimension transformation and b_p represents the bias item.

The calculation formula of the meta-path attention coefficient of node is as follows:

$$\gamma_i^{\pi'} = \frac{p_i^T \cdot h_i^{\pi'}}{\|p_i\| \cdot \|h_i^{\pi'}\|} \quad (6)$$

$$\gamma_i^\pi = \frac{\exp(\gamma_i^{\pi'})}{\sum_{m=1}^M \exp(\gamma_i^m)} \quad (7)$$

where $\gamma_i^{\pi'}$ is the similarity between the meta-path preference vector p_i of node V_i and the transformed node embedding representation $h_i^{\pi'}$, $\|\cdot\|$ represents the L2 regularization of the vector, and M is the number of meta-paths.

The calculation formula of the final comprehensive embedding representation h_i of node V_i in the heterogeneous information network is as follows:

$$h_i = \sum_{\pi=1}^M \gamma_i^\pi h_i^\pi \quad (8)$$

where γ_i^π is the meta-path attention weight that integrates the rich semantic information of the meta-path, and h_i^π is the embedding representation that incorporates the structural features of the nodes.

The heterogeneous information network representation model composed of local scientific research teams uses semi-supervised learning to measure the learning ability of the model. When some heterogeneous information network nodes contain labels, it uses small-batch stochastic gradient descent and backpropagation algorithms to optimize The local scientific research team represents the learning model. The training goal of the model is to minimize the cross entropy between the true value of the label and the predicted value. The loss function is calculated as follows:

$$L = -\sum_i^{|\mathcal{V}|} \sum_{l=1}^L Y_{il} \ln(C(H_i)_l) \quad (9)$$

where $\gamma_{il} \in \{0,1\}$ represents the true value of the node V_i on the label l , and $C(H_i)_l \in \{0,1\}$ represents the predicted value of the learning model on node V_i on label l .

3.3 Node weight update for Academic HINs

Maintain a weight record $server_w = \langle w_1^t, w_2^t, \dots, w_n^t \rangle$ of each local representation learning model, which is used to save the latest weights of all working nodes, to ensure that the outdated update weights can be completely removed when the nodes are updated, and the frequent updates of the fast nodes can only update themselves weights, and gradient delays for slow nodes can be removed in the next valid update. And w_1^t means that the parameter server saves the weight information of the model parameters of node 1 at time t , the weight of node 1 after updating at time $t+1$ is updated to $server_w = \langle w_1^{t+1}, w_2^{t+1}, \dots, w_n^{t+1} \rangle$, so as to reasonably control the

proportion of parameters submitted by users at different training speeds in the aggregation parameters.

Through weighted aggregation, after the slow nodes provide effective updates, the adverse effects of the previous weight delay can be eliminated. However, when the distribution of the data set is not independent and identically distributed, severe restrictions on the fast nodes will also slow down the convergence of the overall model. Therefore, version control is introduced. The parameter server maintains a version record $server_{ver}$ and a version gap threshold $threshold$, it calculates the version gap between the latest version provided on different nodes and the current latest version recorded at each aggregation, and adds newer nodes with smaller version gaps to reduce the weight of nodes with large version differences, so as to actively update the aggregation parameters used by backward users and effectively solve the negative impact of local training speed differences on aggregation parameters.

Suppose there are n working nodes in a round of joint training, and each working node has its own constant id number. Every time a working node uploads model parameters, it sends its own node's id and weights to the parameter server, and the server saves all the $server_w$. The latest weight value $server_w[id]$ of the node with id will only be updated each time the node numbered id is updated. At the same time, the latest version numbers $server_{ver}$ of all working nodes saved in the parameter server can store the latest values of all received working nodes separately. The version number is initialized to 1, and increments by 1 after each update, and the current latest version number is recorded as $version_{latest}$. Each time the aggregation is completed, it is checked whether all node versions are behind the latest version and whether the threshold limit of the version gap is exceeded. When the version gap limit is exceeded, the parameter server will send the latest weights to all nodes, otherwise only the updated aggregation parameters will be sent to this node. The worker node received for the first time. The parameter weighted aggregation method after the learning model is integrated into the version control of the local learning model is as follows:

$$w_{latest} \leftarrow \sum_i^n \left((version_{latest} - server_{ver}[i] + 1)^{-\alpha} \right) \cdot server_w[i] \quad (10)$$

The normalized weight calculation formula is:

$$w_{latest_normal} \leftarrow \frac{w_{latest}}{\sum_i^n \left((version_{latest} - server_{ver}[i] + 1)^{-\alpha} \right)} \quad (11)$$

3.4 Research Team Identification

After the low-dimensional, dense and robust representation of nodes in the

academic heterogeneous information network oriented to the field of scientific and technological big data is obtained through AHinE, the embedded representation of nodes combines the topological features of nodes based on neighbor nodes and complex semantic features based on meta-paths. Before applying the embedded representation of nodes to the downstream task of scientific research team identification, exploring the similarity between these nodes and the influence of neighbor nodes can lay the foundation for realizing scientific research team identification based on node influence maximization.

Since the nodes in the heterogeneous information network, which represent that scientific research members belong to the same scientific research team, must be connected through path instances to become neighbor nodes of each other. Therefore, the neighbor node influence sorting method based on the node-level attention coefficient is adopted to obtain the current neighbor nodes of top-K node influence. For all the neighbor nodes V_j connected to the node V_i through the instance path, the nodes V_j with more similar structural characteristics to the node V_i will be given a larger node-level attention coefficient c_{ij}^π , which is used to measure the influence of the neighbor nodes V_j , so the importance c_i^π of the node V_i can be expressed as the average value of the importance of all its neighbor nodes.

Effectively identifying and discovering scientific research team leaders, the soul and core of scientific research team, from the academic heterogeneous information network composed of massive and complex scientific and technological big data is the premise and key to realize the scientific research team identification. The leader of the scientific research team has outstanding academic achievements and high prestige, and can play an important role in influencing the team's decision-making. This important role is reflected in the heterogeneous information network composed of scientific research teams, that means important nodes can more affect the layout and network circulation of nodes in the heterogeneous information network. Use the node-level attention coefficient c_{ij}^π to identify the leaders of the scientific research team in the academic heterogeneous information network, that is, c_i^π represent the influence of the node V_i , thus we can sort and select the most influential Top1 "author" node as the core node to represent scientific research team leader.

After effectively identifying the leader of the scientific research team, it is also necessary to identify the members of the scientific research team. The scientific research personnel in the same scientific research team and the scientific research team

leader have close connections such as affiliation and co-authorship. These different relationships will form close connections between different "author" nodes in the network, which lead to the embedding representation results of these "author" nodes in heterogeneous information network will have high similarity, because in the process of learning the representation of information network nodes, the topological and semantic features of these "author" nodes connected by paths are deeply mined through the node-level meta-path-level attention mechanism.

Therefore, the identification problem of team members in a scientific research team is transformed into select TopK nodes from all "author" nodes that are most similar to the leader node of the scientific research team as scientific researchers who belong to the same team as the leader. And the intersection of these K nodes and the TopK' influence neighbor nodes V_j of node V_i (assuming the intersection size is M) can be the core team member of the team, and the remaining N-M "author" nodes and their direct neighbor "author" nodes V_j are non-core team members of the team, where N is the number of neighbor "author" nodes connected to node V_i through the path instance.

After identifying a scientific research team leader and all scientific research team members of the team, continue to select the node which have Top1 influence among the remaining nodes and have not been assigned to a scientific research team as the scientific research team of another scientific research team. Repeat the above steps to continue the identification and the workflow of the scientific research team identification algorithm (AHinRTI) based on representation learning of academic heterogeneous information network is shown in Algorithm 1.

We use the standard mutual information (Normalized Mutual Information, NMI) to evaluate the performance of the scientific research team's identification. The calculation formula of the standard mutual information is as follows:

$$NMI(C_1, C_2) = \frac{-2 \sum_{i=1}^{C_1} \sum_{j=1}^{C_2} \left(M_{ij} \cdot \log \left(\frac{M_{ij} \cdot N}{M_i \cdot M_j} \right) \right)}{\sum_{i=1}^{C_1} M_i \cdot \log \left(\frac{M_i}{N} \right) + \sum_{j=1}^{C_2} M_j \cdot \log \left(\frac{M_j}{N} \right)} \quad (12)$$

where C_1 is the actual number of scientific research teams; C_2 is the number of scientific research teams obtained through the identification of scientific research teams based on academic heterogeneous information network representation learning; M represents the confusion matrix, and M_{ij} represents the number of nodes in academic heterogeneous information network which is belong to the real scientific research teams

i , but are wrongly identified to belong to another scientific research teams j by the identification algorithm.

Algorithm 1: AHinRTI

Input: Academic heterogeneous information network

Output: Scientific research team identification results

Get vector representation of network nodes by AHinE

for all unrecognized nodes

 Compute influence of each unmarked “author” node and sort them;

 Select the node with Top1 influence as the leader node of current research team, and mark it as “recognized”;

 Select the TopK “author” nodes which are most similar to the leader node as the core member candidate nodes of the leader’s current team;

 Calculate the intersection of the K' neighbor nodes whose influence on the "leader" node is TopK' and the K similar nodes in step 4, and the result is used as the "core team member" node of the scientific research team, and mark these nodes as "recognized";

 Select the remaining neighbor "author" nodes of the "leader" node as the "non-core member" nodes of the team, and mark these nodes as "recognized"

 Output the recognition results of the current scientific research team;

End for

Return;

4 Experiments

4.1 Node Classification

We select Macro-F1 and Micro-F1 as the evaluation indicators of node classification to evaluate the results of academic heterogeneous information network representation learning. The results of node classification on the three data sets of DBLP, AMiner and ACM are shown in Table 1.

Table 1 Node Classification on Three Academic HIN Datasets

Dataset	DBLP		AMiner		ACM	
	MicroF1	MacroF1	MicroF1	MacroF1	MicroF1	MacroF1
Node2Vec	0.836	0.837	0.841	0.826	0.874	0.865
LINE	0.841	0.843	0.899	0.881	0.913	0.896
MetaPath2Vec	0.783	0.776	0.923	0.878	0.921	0.887
HIN2Vec	0.850	0.852	0.927	0.902	0.927	0.904
GAT	0.843	0.840	0.921	0.899	0.867	0.876
AHinE	0.867	0.859	0.932	0.901	0.931	0.913

According to the first two rows of the table, the AHinE method outperforms all homogeneous network embedding methods Node2Vec and LINE in all evaluation metrics, which indicates that AHinE can better capture the rich heterogeneous information in HIN. Compared to MetaPath2Vec and HIN2Vec, which only consider meta-paths but ignore the preference weights of these different meta-paths, AHinE almost performs best. In addition, AHinE also performs better than GAT which considers the weights of different meta-paths, which shows the effectiveness of the proposed node-level and meta-path-level attention mechanism.

To intuitively show that AHinE can better learn the topological and semantic features of nodes, t-SNE dimensionality reduction is used to visualize the results of node embedding learning. Figure 2 shows the network visualization results obtained by applying MetaPath2Vec, HIN2Vec, and AHinE on the dataset DBL. Compared with other methods, the network visualization results of AHinE show that the clusters are more compact and the cluster boundaries are clearer, which shows that AHinE can be more efficient. Efficiently learn heterogeneous features such as topology and semantics in heterogeneous information networks.


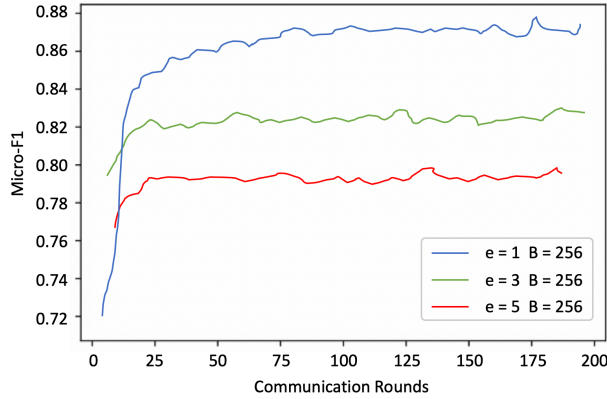


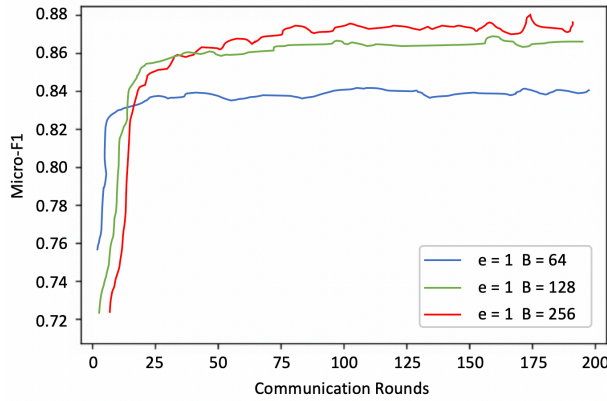
Figure 2 Network visualization results on DBLP dataset with three different embedded representation methods

4.2 Parameter sensitivity analysis

We commit to explore the impact of several key parameters on convergence rate such as the client computation of local model training (local epoch number e and batch size B) and the communication rounds between clients and server. Due to different federated clients may have different computation power which lead to different convergence rate, client computation is thus a significant component that should be taken into account with AHinE. Client computation can usually be denoted by e/B , where e is the local epoch number and B is the batch size.



(a) Curves with fixed local batch size while enumerating local epoch on DBLP



(b) Curves with fixed local epoch while enumerating local batch size on DBLP

Figure 3 Results of parameter sensitivity analysis

We experiment on DBLP with fixed client number C as 3, enumerating local epoch e with $\{1,3,5\}$ and local batch size B with $\{64, 128, 256\}$ to explore how client computation effects rate of model convergence. Figure 3 shows our results. According to the curves in Figure 3(a), we can find that smaller local epoch can improve model performance but slowing down the model convergent rate. Similar to this, Figure 3(b) demonstrates that larger local batch size makes better model performance but reducing

model convergent rate. And it is worth mentioning that our model preforms best with local epoch $e=1$ and local batch size $B=256$.

4.3 Node Influence Evaluation

Use the node-level attention coefficient (Node-level Attention Coefficient, NAC) c^π as the evaluation index of node influence (importance) to measure the importance of the "author" node in the heterogeneous information network, the larger c^π is, the more important it is, the higher the ranking. In order to verify the effectiveness of the evaluation indicators, four existing centrality evaluation indicators are introduced as a comparison method to compare the intersection of the two in the evaluation results of the importance of heterogeneous information network nodes. These comparison indicators are point-degree centrality (degree centrality, DC), betweenness centrality (betweenness centrality, BC), closeness centrality (closeness centrality, CC), eigenvector centrality (eigenvector centrality, EC). On the three data sets of DBLP, AMiner, and ACM, the intersection operation $Sub_{NAC \cap baseline} = \frac{S_{NAC} \cap S_{baseline}}{K}$ is performed on the top K nodes of the calculation results of the before mentioned four commonly used indicators (baseline) and NAC indicators. The experimental results are shown in Figure 4-6.

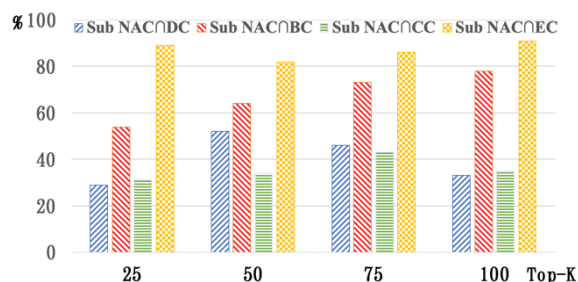


Figure 4 Node importance evaluation results on DBLP

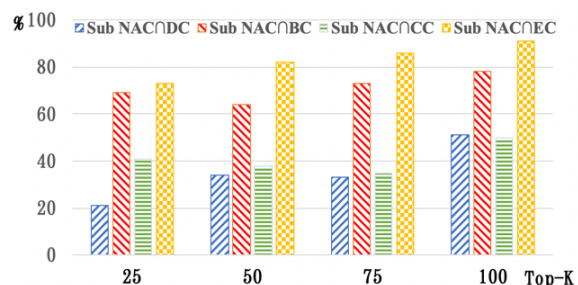


Figure 5 Node importance evaluation results on AMiner

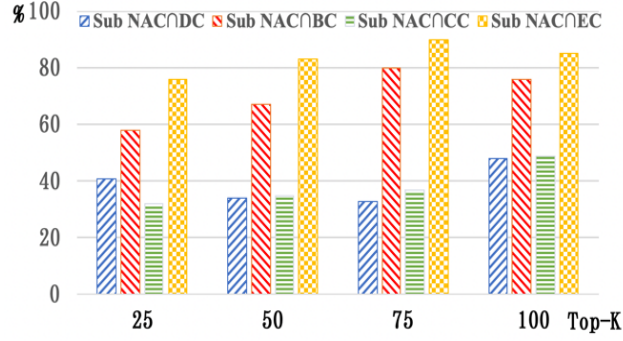


Figure 6 Node importance evaluation results on ACM

According to Figure 4-6, it can be seen that the node importance evaluation index NAC based on the node-level attention coefficient and the existing importance evaluation indexes DC, BC, CC, and EC are used to evaluate the three different data in DBLP, AMiner, and ACM. The TopK important nodes evaluated by these two have a certain intersection, and the intersection percentages of the important nodes of NAC, BC, and EC maintain a high optimal value and are relatively stable at different K values, which shows that the proposed node-based attention importance evaluation index NAC can effectively evaluate the importance of nodes in the heterogeneous information network composed of scientific research teams.

The intersection percentage of important nodes of NAC, DC, and CC is low and unstable at different K values, and there is no obvious rule. This is because the degree centrality DC only considers the degree of the node, and the close centrality CC is closer to evaluate the central position of the node on the network geometry. In fact, the importance of a node in a heterogeneous information network composed of scientific research teams depends not only on the number of its neighbor nodes (that is, the degree of the node), but also on the importance of its neighbor nodes, rather than on the static node degree and whether the node is the geometric center of the network. Therefore, the proposed node importance evaluation index NAC based on node-level attention coefficient is more suitable for the evaluation of node importance in academic heterogeneous information networks composed of scientific research teams.

4.4 Research Team Identification

According to the academic heterogeneous information network representation learning results and the ranking results of node influence maximization, the similarity between each "author" node and the influence between nodes are measured. In the experiment, the minimum threshold of the author's co-authorship strength is set, that is only select the academic heterogeneous information network composed of nodes with a minimum threshold of 10 publications and a minimum threshold of 5 authors' co-

authorship frequency in the constructed academic heterogeneous information network as the research object. The purpose is to be as accurate as possible Identify team leaders and core team members, making the identification results of scientific research teams more reliable.

The identification results of the Top5 scientific research teams on the DBLP dataset are shown in Table 2. Table 2 shows the number of core and non-core team members, research fields, team projects, the number of papers published and the number of citations of each of the identified Top5 scientific research teams.

Table 2 Identification results of Top5 scientific research team

Research Team	Core members	Non-core members	Research fields	Team projects	Published papers	Paper citations
Team1	3	8	Data Mining	16	413	573
Team2	3	10	Machine learning	24	672	1041
Team3	4	8	Information retrieval	13	407	639
Team4	5	12	Information retrieval	21	625	841
Team5	4	19	Data Mining	29	701	1226

In the experiment, the standard mutual information NMI is used to evaluate the effect of scientific research team identification. When the scientific research team division obtained by the algorithm is completely consistent with the real scientific research team, $NMI=1$; when the scientific research team division obtained by the algorithm is independent of the real scientific research team, $NMI=0$. Obviously, the larger the NMI value, the better the identification effect of the scientific research team based on academic heterogeneous information network representation learning. The identification index results NMI_k of TopK scientific research teams are $NMI_5 = 0.81$, $NMI_{10} = 0.86$, $NMI_{15} = 0.84$, $NMI_{20} = 0.86$ respectively, which shows that AHinRTI can effectively identify scientific research teams.

5 Conclusions

By building an academic heterogeneous information network, this paper solved the problem that the traditional homogeneous information network cannot accurately represent a wide variety of scientific and technological data with complex structures

and implicit semantics, and proposed a representation learning method AHinE of academic heterogeneous information network based on meta-path attention and node attention mechanisms, which can learn low-dimensional, dense and real-valued vector representations on the basis of simultaneously retaining rich topological information of nodes in the network and semantic information based on meta-paths. We used the attention mechanism based on the node level to effectively evaluate the influence of nodes and proposed a scientific research team identification method AHinRTI based on the representation learning of academic heterogeneous information networks to realize the effective identification and discovery of scientific research teams and important team members in the field of scientific and technological big data. Experimental results show that our proposed method outperforms the comparative methods.

Reference

- [1] Li Ang, Li Yawen, Shao Yingxia and Liu Bingyan. Multi-View Scholar Clustering With Dynamic Interest Tracking[J]. IEEE Transactions on Knowledge and Data Engineering, 2023: 1-14.
- [2] Yang Yuehua, Du Junping, and Ping Yuan. Ontology-based intelligent information retrieval system[J]. Journal of Software, 26(7): 1675-1687, 2015
- [3] El-Kishky A, Markovich T, Park S, et al. Twihin: Embedding the twitter heterogeneous information network for personalized recommendation[C]//Proceedings of the 28th ACM SIGKDD Conference on Knowledge Discovery and Data Mining. 2022: 2842-2850.
- [4] Yao Xinlin, Zhang Cheng, Qu Zhe, et al. Global village or virtual balkans? evolution and performance of scientific collaboration in the information age[J]. Journal of the Association for Information Science and Technology, 2020, 71(4): 395-408.
- [5] Li Ang, Du Junping, Kou Feifei, Xue Zhe, Xu Xin, Xu Mingying, Jiang Yang. Scientific and Technological Information Oriented Semantics-adversarial and Media-adversarial Cross-media Retrieval[J]. arXiv preprint arXiv:2203.08615, 2022
- [6] Peng Hao, Yang Renyu, Wang Zheng, et al. Lime: Low-cost and incremental learning for dynamic heterogeneous information networks[J]. IEEE Transactions on Computers, 2021, 71(3): 628-642.
- [7] Lu Y, Shi C, Hu L, et al. Relation structure-aware heterogeneous information network embedding[C]//Proceedings of the AAAI Conference on Artificial Intelligence. 2019, 33(01): 4456-4463.

- [8] Li Yawen, Liu Yang, Yang Bohan, et al, Application of interpretable machine learning models for the intelligent decision[J]. *Neurocomputing*, 2019, 333(14):273-283.
- [9] Xue Z Z, Meng X D, Li X Y, et al. Luminescent thermochromism and white-light emission of a 3d [Ag₄Br₆] cluster-based coordination framework with both adamantane-like node and linker[J]. *Inorganic Chemistry*, 2021, 60(7): 4375-4379.
- [10] Meng Deyuan, Jia Yingmin, Du Junping, and Yu Fashan. Tracking algorithms for multiagent systems[J]. *IEEE Transactions on neural networks and learning systems* 24, no. 10 (2013): 1660-1676
- [11] Guan Zheli, Li Yawen, Xue Zhe, et al. Federated Graph Neural Network for Cross-graph Node Classification[C]//2021 IEEE 7th International Conference on Cloud Computing and Intelligent Systems (CCIS). IEEE, 2021: 418-422.
- [12] Xu Xin, Du Junping, Song Jie, et al. InfoMax Classification-Enhanced Learnable Network for Few-Shot Node Classification[J]. *Electronics*, 2023, 12(1): 239.
- [13] Liang Zeyu, Du Junping, and Li Chaoyang. Abstractive social media text summarization using selective reinforced Seq2Seq attention model[J]. *Neurocomputing*, 410 (2020): 432-440
- [14] Li Yawen, Zeng Isbella Yunfei, Niu Ziheng, et al. Predicting vehicle fuel consumption based on multi-view deep neural network[J]. *Neurocomputing*, 2022, 502: 140-147.
- [15] Chen Jiannan, Du Junping, Xue Zhe, et al. Prediction of Financial Big Data Stock Trends Based on Attention Mechanism[C]//2020 IEEE International Conference on Knowledge Graph (ICKG). IEEE, 2020: 152-156.
- [16] Xue Zhe, Du Junping, Du Dawei, Ren Wenqi, Lyu Siwei. Deep Correlated Predictive Subspace Learning for Incomplete Multi-View Semi-Supervised Classification[C]. *Proceedings of the Twenty-Eighth International Joint Conference on Artificial Intelligence*. 2019: 4026-4032.
- [17] Wu Zonghan, Pan Shirui, Chen Fengwen, et al. A comprehensive survey on graph neural networks[J]. *IEEE transactions on neural networks and learning systems*, 2020, 32(1): 4-24.
- [18] Xiao Shitao, Shao Yingxia, Li Yawen, et al. LECF: recommendation via learnable edge collaborative filtering[J]. *Science China Information Sciences*, 2022, 65(1): 1-15.
- [19] Kou Feifei, Du Junping, Yang Congxian, Shi Yansong, Cui Wanqiu, Liang Meiyu, and Geng Yue [J]. Hashtag recommendation based on multi-features of microblogs.

- Journal of Computer Science and Technology 33 (2018): 711-726.
- [20] Shi Chuan, Han Xiaotian, Song Li, Wang Xiao, Wang Senzhang, Du Junping, and Philip S. Yu. Deep collaborative filtering with multi-aspect information in heterogeneous networks[J]. IEEE transactions on knowledge and data engineering 33, no. 4 (2019): 1413-1425.
- [21] Wang Xiao, Lu Yuanfang, Shi Chuan, et al. Dynamic heterogeneous information network embedding with meta-path based proximity[J]. IEEE Transactions on Knowledge and Data Engineering, 2020, 34(3): 1117-1132.
- [22] Lu Yuanfu, Shi Chuan, Hu Linmei, et al. Relation structure-aware heterogeneous information network embedding[C]//Proceedings of the AAAI Conference on Artificial Intelligence. 2019, 33(01): 4456-4463.
- [23] Wang H, Wang J, et al. Graphgan: Graph Representation Learning with Generative Adversarial Nets[C]//Thirty-second AAAI Conference on Artificial Intelligence. 2018.
- [24] Lu Meilian, Ye Danna. HIN_DRL: A Random Walk Based Dynamic Network Representation Learning Method For Heterogeneous Information Networks[J]. Expert Systems with Applications, 2020, 158(2): 113427.
- [25] Xu Mingying, Du Junping, Xue Zhe, et al. A scientific research topic trend prediction model based on multi-LSTM and graph convolutional network[J]. International Journal of Intelligent Systems, 2022.
- [26] Lv Lucheng, Zhao Yajuan, Wang Xuezhao, Zhao Ping. Research and Development Team Identification Method Based on Association Rules Mining [J]. Science and Technology Management Research, 2016, 36(17): 148-152+189.
- [27] Li Chunlin, Bai Jingpan, Zhao Wenjun, et al. Community detection using hierarchical clustering based on edge-weighted similarity in cloud environment[J]. Information Processing & Management, 2019, 56(1): 91-109.
- [28] Yu Yongsheng, Dong Cheng, Han Hongqi, Li Zhong. Research on Research Team Identification Method Based on Social Network Analysis——Identify Research Team Leaders Based on Iterative Betweenness Centrality Ranking Method[J]. Information Theory and Practice, 2018, 41(7): 105-110.
- [29] Ma Yonghong, Yang Xiaomeng, Qu Sen, et al. Research on the formation mechanism of big data technology cooperation networks: empirical evidence from China[J]. Scientometrics, 2022, 127(3): 1273-1294.