
A Call to Arms: AI Should be Critical for Social Media Analysis of Conflict Zones

Afia Abedin³, Abdul Bais⁵, Cody Buntain⁴, Laura Courchesne²,
Brian McQuinn⁵, Matthew E. Taylor^{1,3}, and Muhib Ullah⁵

1: Alberta Machine Intelligence Institute (Amii)

2: Stanford University

3: University of Alberta

4: University of Maryland

5: University of Regina

Abstract

The massive proliferation of social media data represents a transformative moment in conflict studies. This data can provide unique insights into the spread and use of weaponry, but the scale and types of data are problematic for traditional open-source intelligence. This paper presents preliminary, transdisciplinary work using computer vision to identify specific weapon systems and the insignias of the armed groups using them. There is potential to not only track how weapons are distributed through networks of armed units but also to track which types of weapons are being used by the different types of state and non-state military actors in Ukraine. Such a system could ultimately be used to understand conflicts in real-time, including where humanitarian and medical aid is most needed. We believe that using AI to help automate such processes should be a high-priority goal for our community, with near-term real-world payoffs.

1 Introduction

In February 2022, the Russian military invaded Ukraine. The war has devastated the country's infrastructure, killed hundreds of thousands of people, and displaced more than 15 million civilians. Despite Russia's predictions of a quick victory, Russian mistakes and Ukraine's resolve have led to a grinding war of attrition. Ukraine's military heavily depends on weapons and munitions from North Atlantic Treaty Organization (NATO) countries. The United States has committed over \$40.5 billion (USD) in military aid, while Canada has provided over \$4.5 billion (CAD) in humanitarian and military support. A vital component of this aid is advanced weapon systems, including the Javelin shoulder-fired anti-tank system; long-range, mobile missile launchers; and controversial cluster munitions. While Ukraine's forces make heavy use of this materiel, their patchwork military consists of units and non-state militias (with varying degrees of independence from the state). This irregular framework complicates our understanding of the flow and movement of weapons. These complications, coupled with the minimal effort that has gone into tracking these weapons, has left US and NATO officials in the fog of war, with little understanding of these systems' deployment and use. Studying this flow of materiel and who is using them has several humanitarian implications:

- Documenting weapons proliferation for post-conflict disarmament
- Reducing the harm against civilians of minefields
- Using the diffusion of weapons to map the proliferation of non-state armed groups

At the same time, the war in Ukraine has been documented in digital spaces, specifically on social media, to an extent unseen in inter-state war. Historically, operational security tenets have banned

soldiers from posting on social networks in war zones, as opponents can use this media for intelligence. But in the Ukraine war, Ukrainian President Volodymyr Zelensky has driven a sustained effort to use social media to solicit international support for Ukraine’s cause and counterbalance substantial Russian disinformation campaigns. The result is an expansive and real-time record of the events of the war captured through videos, photographs, and reports uploaded to YouTube, Facebook, Instagram, Telegram, and Twitter (now X). Following the large-scale use of social media in this conflict, the scale of the data being produced is similarly unprecedented, as the uploading of videos and photographs makes this the most documented war in history [Myre, 2023].

The massive proliferation of social media data represents a transformative moment in conflict studies as Ukrainian and Russian civilians, soldiers, and militia members post to social media. While this influx of data can provide unique insights into the proliferation and use of weaponry, the scale and type of data are problematic for traditional open-source intelligence. The visual and traumatic nature of these images makes human review of many of these images impractical and potentially harmful to researchers.¹

To date, we are not aware of any effort to use social media data, computer vision, and human-in-the-loop artificial systems to identify and track who is using specific weapons at scale. This paper presents preliminary multidisciplinary work using computer vision and armed group analysis to achieve this task. By training computer vision systems to identify specific weapon and the insignias of the armed groups using them, there is potential to not only track how weapons are distributed through networks of armed units but also which types of weapons are being used by the different types of state and non-state military actors in Ukraine. This information would help develop post-war disarmament programs and be useful to humanitarians in other contexts.

2 Background and Prior Work

Social media has been a key component of open-source intelligence for over a decade, from early work in crisis informatics [Palen and Liu, 2007, Tobias, 2011]—where emergency responders use social media data to enhance situational awareness during disasters—to studies of public response to terrorism [Buntain et al., 2016] to the spread of COVID-19 [Chen et al., 2020]. Much of this work has demonstrated the prevalence of high-priority and useful information shared online during crises [Buntain et al., 2022], with recent work demonstrating the unique insights social media provides into conflict, as in the Syrian civil war [Meis, 2017] or journalists’ use of social media in Iraq, Yemen, and elsewhere [Christensen and Khalil, 2023]. To this end, Gambo [2021] argues that the proliferation of small arms in Egypt is an artifact of the social media-driven Arab Spring, while Picard [2021] introduces social media explicitly as a source of relevant data for tracking small arms, a process on which Harvey et al. [2023] improves for tracking firearms using Twitter data. Together, these works demonstrate social media’s potential utility as a means to understand the flow of weaponry, small arms, and materiel in conflict settings.

Although government tracking of weapons is generally not made public, there is a long history of non-government organizations tracking global weapons trade with a particular focus on small arms tracking in conflict zones [Small Arms Survey, 2020]. We partnered with the Small Arms Survey in Geneva, Switzerland to train computer vision algorithms to identify four weapon systems or sub-categories of weapons. As a starting point, the team selected: javelin antitank missiles (FGM-148 AAWS-M), landmines, grenades, and rocket-propelled grenades (RPGs). These systems are difficult to identify in real-world pictures, and landmines are of particular humanitarian concern. Additionally, the javelin antitank missile has impacted the course of the war in significant ways [Guttman, 2022]. The team also trained the system to identify insignias worn by combatants, which can help determine which military or non-state armed groups possess the weapons.

This research builds on our previous collaborations, bringing together experts in crisis informatics, armed violence, and AI. Previously, the team conducted the most comprehensive study of social media in Afghanistan [*blind review*], highlighting how technology can offer a real-time record of conflict events (e.g., troop movements, key battles, and levels of community support).

This paper focuses on the Ukraine conflict. There has been an increase in paramilitary groups involved in the conflict on both sides since the annexation of Crimea by Russia in February 2014. The

¹For example, workers training ChatGPT have reported psychological trauma Rowe [2023].

full-scale invasion of Russia in February 2022 has only amplified this dynamic. Paramilitary groups are defined as military combat groups that are aligned with the Ukrainian or Russian government, but not directly incorporated into the military chain of command.

A computer vision system using machine learning and advanced algorithms can detect and measure weapons in social media images at scale more effectively than manual approaches. Object detection and classification are essential for weapon tracking, and deep learning (DL) has shown considerable progress in these areas. DL-based techniques, specifically convolutional neural networks (CNNs), have dominated the field of smart surveillance and security systems [Nikouei et al., 2018, Xu et al., 2018, Narejo et al., 2021, Iqbal et al., 2021]. Hashmi et al. [2021] studied automating weapon detection using CNN-based DL models. They compared You Only Look Once [Redmon et al., 2016] (YOLO) versions 3 and 4, highlighting the advancements in processing speed and sensitivity achieved by YOLOv4. Bajon [2022] used DL for small arms recognition, and Hnoohom et al. [2022] used image-tiling-based DL to detect small weapons.

3 Machine Learning Approach

Although these methods have exhibited significant progress in weapon detection, certain challenges remain. We use YOLOv8, a state-of-the-art object detection network, to detect and count different weapons used in the Ukraine war accurately and efficiently. YOLOv8 offers several improvements over its predecessors, including enhanced accuracy without compromising inference efficiency [Terven and Cordova-Esparza, 2023]. Using YOLOv8, we achieve notable improvements in weapon detection performance when compared to previously top-performing object detection models, such as EfficientDet, and YOLO versions 1–5.

3.1 Data Set

We wanted to understand if existing computer vision algorithms could help us track weapons and insignias in the Ukraine war. Working with several sources, we collected a data set of photographs from social media accounts aggregating videos and images of foreign weapons in Ukraine [*blind review*, 2023]. This data set includes 12,000 images, 567 of which have labels (for training and validation). We carefully selected and labeled these images, focusing on samples that capture diverse scenarios and weapon classes. A subset of these images is visually represented in Figure 5. The primary sources of the images are social media platforms. Therefore, they present challenges in terms of quality due to various factors such as low resolution, dynamic environments, blurring, occlusion, distance from the camera, and reduced visibility of weapons.

3.2 YOLOv8

YOLO (You Only Look Once) [Redmon et al., 2016] is an open-source, real-time object detection network commonly used in computer vision tasks. Its architecture consists of a backbone, a neck, and a head. The backbone determines feature representation and affects inference efficiency. The neck combines physical and semantic features to create feature maps. The head predicts detection outcomes using these multi-level features. The backbone’s design greatly affects the model’s effectiveness and efficiency, while the neck’s integration of features from multiple scales is crucial for object detection.

YOLOv8, the latest version in the YOLO series introduced in January 2023, incorporates innovative modifications such as self-attention, feature fusion, and context aggregation elements to improve speed and accuracy in object detection [Jocher et al., 2023]. The model’s proficiency in detecting objects of varying scales is due to a feature pyramid network Lin et al. [2017]. It uses a modified CSPDarknet53 as the backbone feature extractor, followed by the neck architecture. The neck uses the PAN-FPN Liu et al. [2018], Lin et al. [2017] feature fusion method. YOLOv8 introduces a self-attention mechanism in the head, enabling the model to focus dynamically on relevant image regions, adjusting the importance of various features based on their contextual relevance. These improvements in the architecture of YOLOv8 makes it suitable for detecting challenging images, especially when the objects are in occlusion states, which is often the case in different weapons.




Figure 1: YOLOv8x accurately detects weapons and insignias in challenging situations

Table 1: YOLOv8 shows promising object detection results on our data, outperforming other approaches.

Model	mAP% at 0.5	Precision	Recall	#Parameters (M)	#FLOPs
YOLOv5x	83.90	0.87	0.75	86.7	205.7
YOLOv6-L6	85.39	0.90	0.77	140.4	673.4
EfficientDet-D7x	86.09	0.91	0.80	77.0M	410
YOLOv7-E6E	89.59	0.90	0.86	151.7	843.2
YOLOv8x	92.91	0.96	0.91	68.2	257.8

3.3 Results

The mean average precision (mAP) is a common metric in object detection tasks, assessing the performance of models across various images of objects. It considers both precision (P) and recall (R). P represents how accurate the model’s predictions are for a particular class, while R measures how well the model captures all relevant objects of that class. To calculate mAP, we compute the average precision (AP) for each individual object class, considering true positives, false positives, and false negatives. These AP scores are then averaged across all classes to yield the mAP. Fine-tuning of hyperparameters plays an important role in the training process, enabling us to optimize the performance of YOLOv8.

Examples of successful object detection can be found in Figure 1 and in the Appendix. To quantitatively compare the performance of different object recognition approaches, we split the labeled data into an 80:20 ratio, allocating 80% of them for training and the remaining 20% for model validation. Table 1 shows the performance comparison of multiple object detectors. YOLOv8x² stands out with an impressive mAP of 92.91%, maintaining efficiency with 68.2 million parameters and 257.8 GFLOPs (Giga FLOating-point Operations Per Second).

4 Next Steps and Open Questions

This paper represents an exciting new application of Human-AI teamwork for analyzing conflict dynamics using social media data. This section highlights productive avenues for future work.

4.1 AI Challenges

This research shows that YOLOv8 can provide encouraging, preliminary success in detecting multiple types of weapons and insignias in real-world environments, even with a relatively small data set.

Improved Accuracy. There are still challenges to overcome, as demonstrated by the difficult images. In Figure 2a, an RPG is not identified due to background similarity, while Figure 2b shows insignias that were missed. Future work aims to improve the accuracy and effectiveness of detecting a wider range of weapons and insignias in challenging field settings while improving accuracy.

²The YOLOv8 family has five categories, including YOLOv8x (extra large), which is the most accurate.




Figure 2: Images where objects of interest are difficult to identify

Human-AI Teaming. The process of analyzing and extracting valuable information with AI won't be entirely automated — for example, in this research, we had to collect an image data set and arms experts helped us determine what we should look for in our collected images. However, the more accurate our tools are, the easier it will be for human users to validate and trust the data output from the system. Additionally, it will be up to human subject matter experts to identify an ever-changing list of what types of objects should be automatically identified and how the identified data will be used.

Multi-modal Analysis. In addition to static images, many conflict groups post videos of themselves with their weapons [Trouillard, 2022]. Analysis of these videos may identify both objects of interest and the organizational size and geographic location of various armed groups. Language can be automatically analyzed, whether from audio in a video, from printed material in an image, or in data from associated posts. Meta-data from posts may also be useful for analysis, including time and date, geotagging information, and network-related information (e.g., re-posting or responding).

Real-time vs. Post Hoc Analysis. AI can help us gain a better spatiotemporal understanding of how conflicts evolve over time. Currently, analysts can perform AI-assisted post hoc analysis, helping us better understand the evolution and social networks of armed actors by tracking weapon movement between groups and across a conflict zone. Eventually, such analysis could be conducted in real time, allowing analysts to understand changing dynamics and make timely suggestions.

4.2 Policy Impacts

Our project aims to explore the full potential of human-AI teamwork to analyze social media data, providing novel and relevant analysis for active conflict settings. Our goal is to develop systems that can help quickly identify and relay critical analysis of emerging events and threats. Due to the intensity of violence, real-time information from the ground is often difficult to collect due to the risk faced by fieldworkers. Social media provides an important, if imperfect, solution to data shortages.

Future analysis can help researchers parse the information and label different locations, people, dates, and, most importantly, the relationship between entities. For example, when a particular location is relevant to multiple posts, these data can prove invaluable in identifying military flashpoints. This information has practical implications for humanitarians as it could provide early warning of operational significance (e.g., populations displaced by fighting or threats to humanitarian staff in the field).

Furthermore, in civil war contexts, how weapons diffuse through networks of armed groups provides unique information about the relationship between those groups. This information is crucial for identifying alliances between armed groups and who controls specific transportation routes or cities. Understanding the landscape of armed groups is essential for humanitarian agencies to identify with whom to negotiate to gain access to communities in need.

5 Conclusion

This paper has introduced preliminary results on the use of computer vision to analyze social media posts. While exciting, there are still many open questions on both the AI and policy fronts. As this

transdisciplinary work progresses, we plan to build tools to understand the evolution of conflict to help both policymakers and humanitarians. Such tools need to respect the privacy and dignity of those impacted by conflict, but success will bring many new abilities, including identifying communities in need of medical and humanitarian aid, documenting violations of humanitarian law, and fighting disinformation. We hope that others in the AI+HADR community join us as we tackle this exciting and impactful research .

References

- Theò Bajon. Deep learning small arms recognition: Development of a basic model and prospects for its use in the field of conventional disarmament. *The Journal of Intelligence, Conflict, and Warfare*, 5(1):1–17, 2022.
- Cody Buntain, Jennifer Golbeck, Brooke Liu, and Gary LaFree. Evaluating Public Response to the Boston Marathon Bombing and Other Acts of Terrorism through Twitter. *Proceedings of the International AAAI Conference on Web and Social Media*, 10(1):555–558, 2016. doi: 10.1609/icwsm.v10i1.14774. URL <https://ojs.aaai.org/index.php/ICWSM/article/view/14774>.
- Cody Buntain, Richard McCreddie, and Ian Soboroff. Incident Streams 2021 off the Deep End: Deeper Annotations and Evaluations in Twitter. In *ISCRAM 2022 Conference Proceedings – 19th International Conference on Information Systems for Crisis Response and Management*, arXiv, 2022.
- Esther Chabi Adjobo, Amadou Tidjani Sanda Mahama, Pierre Gouton, and Joël Tossa. Automatic localization of five relevant dermoscopic structures based on yolov8 for diagnosis improvement. *Journal of Imaging*, 9(7):148, 2023.
- Chen, Lerman, Emily and, Ferrara, Kristina and, and Emilio. Tracking Social Media Discourse About the COVID-19 Pandemic: Development of a Public Coronavirus Twitter Data Set. *JMIR Public Health Surveill*, 6(2):e19273, 2020. ISSN 2369-2960. doi: 10.2196/19273. URL <http://www.ncbi.nlm.nih.gov/pubmed/32427106>.
- Britt Christensen and Ali Khalil. Reporting Conflict from Afar: Journalists, Social Media, Communication Technologies, and War. *Journalism Practice*, 17(2):300–318, 2023. ISSN 1751-2786. doi: 10.1080/17512786.2021.1908839.
- Audu Nanven Gambo. Egypt: Arab Spring, Regime Crisis and the Proliferation of Small Arms. pages 707–720, 2021. doi: 10.1007/978-3-030-62183-4_33.
- Jon Guttman. Javelin missile: Made by the us, wielded by ukraine, feared by russia, May 2022. URL <https://www.militarytimes.com/off-duty/gearscout/2022/05/12/javelin-missile-made-by-the-us-wielded-by-ukraine-feared-by-russia/>.
- Ryan Harvey, Rémi Le Bret, Stéphane Massonnet, Karl Aberer, and Gianluca Demartini. Firearms on Twitter: A Novel Object Detection Pipeline. *Proceedings of the International AAAI Conference on Web and Social Media*, 17(1):1128–1132, 2023. doi: 10.1609/icwsm.v17i1.22221. URL <https://ojs.aaai.org/index.php/ICWSM/article/view/22221>.
- Tufail Sajjad Shah Hashmi, Nazeef Ul Haq, Muhammad Moazam Fraz, and Muhammad Shahzad. Application of deep learning for weapons detection in surveillance videos. In *2021 international conference on digital futures and transformative technologies (ICoDT2)*, pages 1–6. IEEE, 2021.
- Narit Hnoohom, Pitchaya Chotivatunyu, and Anuchit Jitpattanakul. Acf: an armed cctv footage dataset for enhancing weapon detection. *Sensors*, 22(19):7158, 2022.
- Muhammad Javed Iqbal, Muhammad Munwar Iqbal, Iftikhar Ahmad, Madini O Alassafi, Ahmed S Alfakeeh, and Ahmed Alhomoud. Real-time surveillance using deep learning. *Security and Communication Networks*, 2021:1–17, 2021.
- Glenn Jocher, Ayush Chaurasia, and Jing Qiu. Yolo by ultralytics. <https://github.com/ultralytics/ultralytics/issues/189>, 2023. GitHub repository, Accessed: September 26, 2023.
- Tsung-Yi Lin, Piotr Dollár, Ross Girshick, Kaiming He, Bharath Hariharan, and Serge Belongie. Feature pyramid networks for object detection. In *Proceedings of the IEEE conference on computer vision and pattern recognition*, pages 2117–2125, 2017.
- Shu Liu, Lu Qi, Haifang Qin, Jianping Shi, and Jiaya Jia. Path aggregation network for instance segmentation. In *Proceedings of the IEEE conference on computer vision and pattern recognition*, pages 8759–8768, 2018.

- Haitong Lou, Xuehu Duan, Junmei Guo, Haiying Liu, Jason Gu, Lingyun Bi, and Haonan Chen. Dc-yolov8: Small-size object detection algorithm based on camera sensor. *Electronics*, 12(10): 2323, 2023.
- Mareike Meis. When is a conflict a crisis? On the aesthetics of the Syrian civil war in a social media context. *Media, War & Conflict*, 10(1):69–86, 2017. ISSN 1750-6352. doi: 10.1177/1750635216653903.
- Greg Myre. From drone videos to selfies at the front, ukraine is the most documented war ever, August 2023. URL <https://www.npr.org/2023/08/02/1191557426/ukraine-war-news-coverage>.
- Sanam Narejo, Bishwajeet Pandey, Doris Esenarro Vargas, Ciro Rodriguez, and M Rizwan Anjum. Weapon detection using yolo v3 for smart surveillance system. *Mathematical Problems in Engineering*, 2021:1–9, 2021.
- Seyed Yahya Nikouei, Yu Chen, Sejun Song, Ronghua Xu, Baek-Young Choi, and Timothy Faughnan. Smart surveillance as an edge network service: From harr-cascade, svm to a lightweight cnn. In *2018 IEEE 4th international conference on collaboration and internet computing (cic)*, pages 256–265. IEEE, 2018.
- Leysia Palen and Sophia B Liu. Citizen communications in crisis: anticipating a future of ICT-supported public participation. *Proceedings of the SIGCHI Conference on Human Factors in Computing Systems*, pages 727–736, 2007. doi: 10.1145/1240624.1240736.
- Michael Picard. Gun Trafficking and Violence, From The Global Network to The Local Security Challenge. *St Antony's Series*, pages 239–271, 2021. ISSN 2633-5964. doi: 10.1007/978-3-030-65636-2_8.
- Joseph Redmon, Santosh Divvala, Ross Girshick, and Ali Farhadi. You only look once: Unified, real-time object detection. In *2016 IEEE Conference on Computer Vision and Pattern Recognition (CVPR)*, pages 779–788, 2016. doi: 10.1109/CVPR.2016.91.
- Niamh Rowe. ‘it’s destroyed me completely’: Kenyan moderators decry toll of training of ai models, August 2023. URL <https://www.theguardian.com/technology/2023/aug/02/ai-chatbot-training-human-toll-content-moderator-meta-openai>.
- Small Arms Survey, 2020. URL <https://www.smallarmssurvey.org/database/global-firearms-holdings>.
- Jacob Solawetz and Francesco. What’s new in yolov8, 2023. URL <https://blog.roboflow.com/whats-new-in-yolov8/>. Published on January 11, 2023.
- Juan Terven and Diana Cordova-Esparza. A comprehensive review of yolo: From yolov1 to yolov8 and beyond. *arXiv preprint arXiv:2304.00501*, 2023.
- Ed Tobias. Using Twitter and other social media platforms to provide situational awareness during an incident. *Journal of business continuity & emergency planning*, 5(3):208–23, 2011. ISSN 1749-9216.
- Stéphanie Trouillard. Following the Ukraine war – and fighting it – on social media, August 2022. URL <https://www.france24.com/en/europe/20220308-following-the-war-in-ukraine-%E2%80%93-and-fighting-it-%E2%80%93-on-social-media>.
- Gang Wang, Yanfei Chen, Pei An, Hanyu Hong, Jinghu Hu, and Tiange Huang. Uav-yolov8: A small-object-detection model based on improved yolov8 for uav aerial photography scenarios. *Sensors*, 23(16):7190, 2023.
- Ronghua Xu, Seyed Yahya Nikouei, Yu Chen, Aleksey Polunchenko, Sejun Song, Chengbin Deng, and Timothy R Faughnan. Real-time human objects tracking for smart surveillance at the edge. In *2018 IEEE International conference on communications (ICC)*, pages 1–6. IEEE, 2018.

A YOLOv8 and Implementation Details

The YOLOv8 network is designed to be user-friendly, with a straightforward interface that allows users to quickly and easily train and deploy object detection models. It is applicable in policy and social sciences, allowing professionals to use it for tasks including social event monitoring. Its adaptability and user-friendliness make it accessible to individuals without technical backgrounds. Additionally, it remains effective for users without extensive machine-learning knowledge.

The YOLOv8 algorithm, the latest version of the YOLO series of object detection models, introduces a range of innovative modifications aimed at improving both speed and accuracy in object detection tasks. One of the pivotal enhancements is the incorporation of self-attention mechanisms in the head of the YOLOv8 network. This feature enables YOLOv8 to capture complex spatial dependencies among objects in an image. The head is responsible for predicting bounding boxes, objectness scores, and class probabilities for the objects detected in an image. The head module has been modified from the initial coupled structure to a decoupled one by deleting the objectness branch, shown in Figure 4, and its design has shifted from YOLOv5's Anchor-Based to Anchor-Free. By removing the objectness branch and decoupling the classification and regression branches, YOLOv8 is able to achieve better performance in object detection tasks [Lou et al., 2023, Wang et al., 2023], particularly for small objects and objects with irregular shapes.

In addition to self-attention, YOLOv8 employs a feature pyramid network (FPN) architecture Lin et al. [2017], which proves instrumental in detecting multi-scaled objects within an image. The backbone feature extractor in YOLOv8 utilizes modified CSPDarknet53 architecture followed by a novel C2f module – Cross Stage Partial Bottleneck with 2 convolutions, shown in Figure 3 with additional skip connections and split operations. It enhances the feature extraction process and allows the model to capture richer and more discriminative features from the input data. This is particularly valuable for object detection, as it contributes to the model's ability to differentiate between object classes and precisely locate objects within images. The spatial pyramid pooling Fast (SPPF) layer aggregates features, producing a consistent-length output that is input into the fully connected layer. SPPF performs multi-level pooling (three pooling levels) by consolidating all feature maps. These levels are then combined to produce a fixed-size feature map.

The neck architecture of YOLOv8 employs the PAN-FPN [Wang et al., 2023]. This method was also used in YOLOv5, but version 8 strengthens the fusion and usage of feature layer information at different scales to produce a rich feature map for detection. Consequently, YOLOv8 generates a comprehensive and rich feature map, significantly increasing its capacity for precise and efficient object detection. Furthermore, the loss function used in YOLOv8 is an important component of the network that contributes to its detection accuracy. The Varifocal Loss (VFL) is used in YOLOv8, which is a classification loss function. It is based on the idea that the classification of an object should depend on its size and position in the image. It assigns different weights to different parts of the objects based on their size and position, allowing the network to focus more on small objects. The VFL is used in combination with distribution focal loss (DFL) and complete intersection over union loss (CIoU), to improve the accuracy of YOLOv8 [Chabi Adjubo et al., 2023], particularly in the detection of objects under challenging conditions.

The model's training was carried out using an NVIDIA GeForce RTX 3090 GPU equipped with CUDA 11.1 and 24,268 MB of memory.

We selected key hyperparameter values, including a learning rate of 0.001 for balanced convergence speed and model stability, a batch size of 32 to use resources efficiently, and a weight decay of 0.0001 to control overfitting and encourage model generalization. The model was trained for 100 epochs to ensure model convergence and capture complex data patterns.

B Additional Results

Additional results showing a set of challenging field settings (Figure 5) and a set of accurate detections (Figure 6) are included for a more intuitive understanding of the data set. These figures showcase the model's robustness in challenging field settings, where weapons are partially obscured or poorly illuminated.

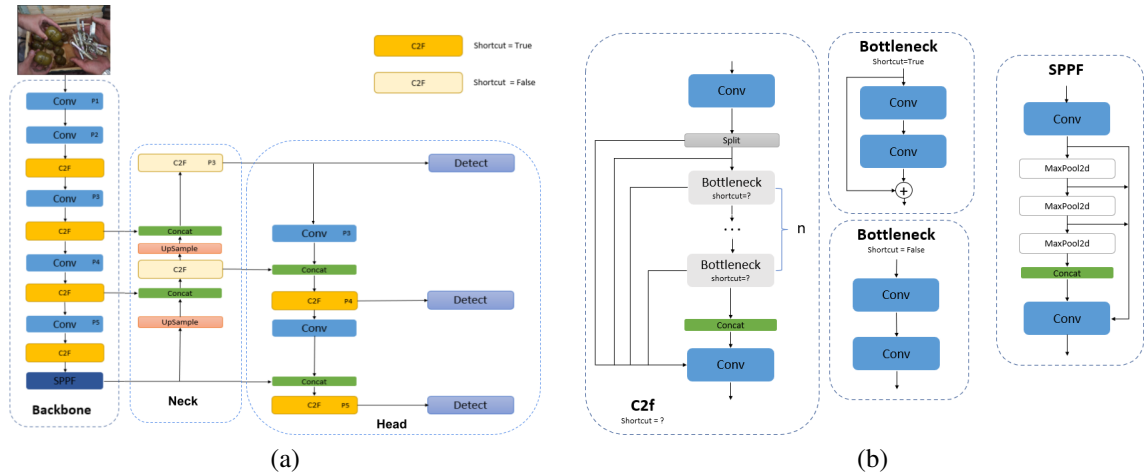


Figure 3: (a) Overview of the YOLOv8 network architecture, (b) Detailed description of the key components, adapted from Roboflow [Solawetz and Francesco, 2023]

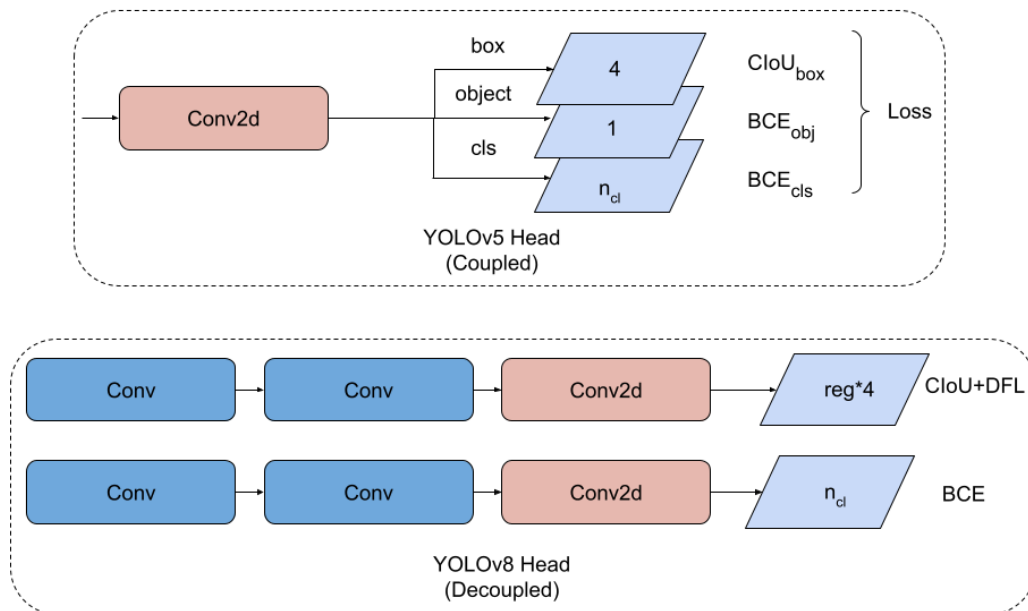


Figure 4: Illustration of Head Modules: YOLOv5 (Coupled) vs. YOLOv8 (Decoupled), adapted from [Wang et al., 2023]



Figure 5: Example images depicting complex scenarios in challenging field settings



Figure 6: Additional examples where YOLOv8x accurately detects weapons and insignias in challenging situations