

Attention Alignment and Flexible Positional Embeddings Improve Transformer Length Extrapolation

Ta-Chung Chi

Carnegie Mellon University
tachungc@andrew.cmu.edu

Ting-Han Fan

Independent Researcher
tinghanf@alumni.princeton.edu

Alexander I. Rudnicky

Carnegie Mellon University
air@cs.cmu.edu

Abstract

An ideal length-extrapolatable Transformer language model can handle sequences longer than the training length without any long sequence fine-tuning. Such long-context utilization capability highly relies on a flexible positional embedding design. Upon investigating the flexibility of existing large pre-trained Transformer language models, we find that the T5 family deserves a closer look, as its positional embeddings capture rich and flexible attention patterns. However, T5 suffers from the dispersed attention issue: the longer the input sequence, the flatter the attention distribution. To alleviate the issue, we propose two attention alignment strategies via temperature scaling. Our findings improve the long-context utilization capability of T5 on language modeling, retrieval, and multi-document question answering without any fine-tuning, suggesting that a flexible positional embedding design and attention alignment go a long way toward Transformer length extrapolation.¹

1 Introduction

Pre-training large Transformer language models on long sequences is inherently expensive due to self-attention’s quadratic complexity w.r.t the input sequence length (Vaswani et al., 2017). Even with the help of memory-efficient attention (Rabe and Staats, 2021; Dao et al., 2022), the maximum supported input length of current open-source pre-trained Transformer language models is still capped at 4,096 tokens (Touvron et al., 2023), limiting their efficacy in handling long-context tasks.

One notable research topic aiming to lift the input length restriction is *Length Extrapolation* (Press et al., 2022). Ideally, a length-extrapolatable Transformer language model is trained on short sequences and can perform equally

Criteria	Retrieval Tasks					
	Topic		Line		Passkey	
	512	15k	512	15k	512	15k
P_{\max}	0.28	0.12	0.27	0.11	0.32	0.24
H	3.47	6.63	3.47	7.04	3.09	5.97

Table 1: **The Dispersed Attention Issue of Flan-T5-XL Encoder.** P_{\max} is the averaged maximum probability and H is the averaged entropy. After increasing the sequence length from 512 to 15k, we observe larger entropy and smaller maximum probability, implying a flatter self-attention distribution.

well on longer ones without any further fine-tuning. This is made possible with carefully designed positional embeddings (Press et al., 2022; Chi et al., 2022, 2023). Unfortunately, existing approaches are tailored for natural language modeling, a task known to have strong recency bias, and they often do not perform well on other seemingly simple tasks such as passkey, topic, and line retrieval (Mottashami and Jaggi, 2023; Li et al., 2023).

To circumvent the recency bias, we sift through the positional embeddings of existing open-source large pre-trained Transformer language models in Table 2 to find a flexible design, and the T5 family (Raffel et al., 2020) comes to our attention. As visualized in Figure 1, the flexibility of T5’s positional embeddings allows it to encourage recency bias on one head and discourage that on another head. However, there is no free lunch: T5 suffers from the dispersed attention issue as shown in Table 1. In a nutshell, the attention distributions of long input sequences tend to be flatter than those of short input sequences. As a remedy, we propose two fine-tuning-free attention alignment strategies via Softmax temperature scaling (Yao et al., 2021; Su, 2021) to mitigate the dispersed attention issue: maximum probability (P_{\max}) or entropy (H) alignment.

¹<https://github.com/chijames/Attention-Alignment-Transformer-Length-Extrapolation>

We validate the effectiveness of our alignment

Models	T5 (2020)	OPT (2022)	ChatGLM (2022)	LLaMA (2023)	Falcon (2023)	Pythia (2023)	XGen (2023)	BLOOM (2022)	MPT (2023)
PE.	Learned Relative	Learned Absolute	Rotary Relative	Rotary Relative	Rotary Relative	Rotary Relative	Rotary Relative	ALiBi Relative	ALiBi Relative

Table 2: **Open-source Transformer language models and their positional embeddings.** T5 is the only model equipped with learnable relative positional embeddings, which enable its long-context utilization capability.

strategies on five tasks including language modeling, retrieval, and multi-document question answering. We also provide a theoretical analysis of how our alignment strategies work by under the hood investigating the relation between the Softmax temperature and data distribution.

2 Related Work

Transformer Positional Embeddings

Transformer-based models rely on positional embeddings to encode positional information. We summarize open-source large pre-trained Transformer language models and their positional embeddings in Table 2. The relative variants are widely adopted due to their better empirical performance (Su et al., 2021) and possible length-extrapolatable capability (Press et al., 2022). In this work, we put special focus on the T5 positional embeddings due to their flexibility as shown in Figure 1.

Transformer Length Extrapolation Existing research on Transformer length extrapolation is mostly done on the task of natural language modeling (Press et al., 2022; Chi et al., 2022, 2023). Unfortunately, the reported positive results do not carry over to the task of long-context retrieval (Mohtashami and Jaggi, 2023; Li et al., 2023). This contrastive observation can be explained by models’ short empirical receptive field (Chi et al., 2023). In short, the strong decaying prior of positional embeddings prevents models from accessing faraway tokens that are necessary for retrieval tasks. In this work, we improve the flexible positional embeddings of T5 to get around this limitation.

Transformer Position Interpolation Instead of performing direct length extrapolation, another line of research conducts model fine-tuning on long input sequences (Chen et al., 2023), where the main focus is to identify the most efficient fine-tuning scheme that improves long-context utilization. Positive results have been reported on retrieval tasks (Li et al., 2023). However, we argue that fine-tuning incurs additional costs since it needs

1) GPU resources to perform long sequence fine-tuning with large models and 2) a pre-defined target sequence length, which still imposes a sequence length upper limit. Our proposed methods can circumvent these two limitations.

Retrieval Tasks with Transformers

Transformer-based approaches often consist of a retriever and a reader to overcome the context length restriction (Guu et al., 2020; Lewis et al., 2020; Izacard and Grave, 2021; Borgeaud et al., 2022). The retriever retrieves relevant text snippets from a huge database and the reader digests the retrieved information to generate the correct output. Our proposed attention alignment strategy can be used to significantly increase the input sequence length of the reader, thereby allowing more retrieved information to participate in the decision process. For small-scale retrieval problems, our methods even obviates the need for context segmentation and an external key-value store used in prior work (Mohtashami and Jaggi, 2023), serving as a more elegant approach.

Softmax Temperature Scaling To increase the length extrapolation capability of Transformers, previous work (Yao et al., 2021; Su, 2021) scales the temperature of Softmax logarithmically w.r.t the sequence length to ensure invariant entropy. Our entropy alignment strategy is also inspired by this line of research except that we adopt a different procedure outlined later in Algorithm 1. Interestingly, our experiment results in §5.2 show that aligning by entropy performs worse than the other proposed maximum probability alignment strategy.

3 Long-context Retrieval Tasks with T5

3.1 Why Retrieval?

As suggested by recent work (Mohtashami and Jaggi, 2023; Li et al., 2023), the task of long-context retrieval serves as a controllable benchmark to measure how well a Transformer language model utilizes long-context inputs. One prominent characteristic of retrieval tasks is that only a subset of the input is of interest, requiring a model to accu-

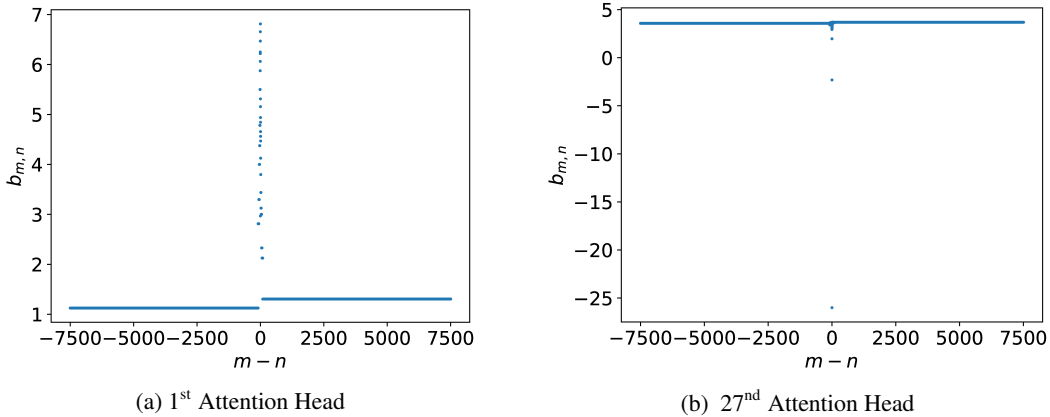


Figure 1: **Visualization of T5 Positional Embeddings.** To plot figures of $b_{m,n}$, we set $m = 7500$ and vary the value of n from 0 to 15k. Each attention head of a Flan-T5-XL encoder learns a set of positional embeddings that capture different attention bias. For example, the positional embeddings in the left figure encourage the model to focus on nearby tokens. In contrast, the ones in the right figure let the model focus on only remote tokens.

rately pick up the necessary information. The other characteristic is that the key information can sit anywhere in an input, requiring a model to attend flexibly. Finally, the controllable aspect allows us to gradually increase the input sequence length to test models’ length extrapolation capability.

3.2 Why T5?

To solve retrieval tasks using Transformer language models, it is necessary to choose a positional embedding design that permits accurate and flexible length-extrapolatable attention. After checking through the existing positional embeddings in Table 2, we find the T5 family (Raffel et al., 2020) fits our needs. As for other candidates, learnable absolute positional embeddings (Vaswani et al., 2017; Zhang et al., 2022) must be evaluated within the training length. ALiBi (Press et al., 2022) and Rotary (Su et al., 2021) have a recency bias, and they cannot extrapolate easily without fine-tuning.

For each attention head, T5 encoder maintains a bucket (\mathbf{B}) of 32 learnable parameters and assigns the relative positional bias (rpe bias) $b_{m,n}$ as²

$$b_{m,n} = \begin{cases} \mathbf{B}[m-n], & \text{if } 0 \leq m-n < 8 \\ \mathbf{B}[n-m+16], & \text{if } -8 < m-n < 0 \\ \mathbf{B}[\min(15, 8 + \lfloor \frac{\log((m-n)/8)}{\log(128/8)} \cdot 8 \rfloor)], & \text{if } 8 \leq m-n \\ \mathbf{B}[\min(31, 24 + \lfloor \frac{\log((n-m)/8)}{\log(128/8)} \cdot 8 \rfloor)], & \text{if } m-n \leq -8, \end{cases}$$

where $0 \leq m < L$ and $0 \leq n < L$ are two position indices. $b_{m,n}$ will be added to the (m, n) -

²https://github.com/huggingface/transformers/blob/v4.33.2/src/transformers/models/t5/modeling_t5.py#L390

th entry of the $L \times L$ self-attention matrix. The summation becomes the input to the temperature-scaled Softmax. We plot the learned rpe bias of a T5 encoder in Figure 1. We can tell that its attention heads encode rich attention patterns. For example, head 1 learns to focus on the nearby tokens whereas head 27 learns to ignore the nearby tokens and allow access to faraway tokens.

3.3 The Dispersed Attention Issue of T5 Encoder

Unfortunately, directly applying T5 models on retrieval tasks does not yield perfect results. Upon inspecting the intermediate model states, we find that a longer input sequence consists of more tokens competing for the same amount (i.e., Softmax sums to 1) of attention, resulting in the dispersed attention issue. In Table 1, we see that the longer the input sequence, the flatter the self-attention distribution. The situation is not hopeless if the desired information still attains a higher attention weight than the remaining tokens. Our proposed solution in §4 will let the key information stand out.

4 Proposed Methods

A natural solution to the dispersed attention issue described in §3 is to sharpen the self-attention distribution, which can be achieved by reducing the temperature τ during extrapolation. We set the extrapolation temperature τ_{ex} such that the sharpness during training with $\tau_{tr} = 1$ and that during extrapolation with $\tau_{ex} < 1$ are roughly the same. As a measurement of sharpness, we explore the maxi-

Algorithm 1 Attention Alignment Strategies

Require: A short sequence of length L_{tr} and a long sequence of length L_{ex} . Encoder E . Alignment mode M .

Ensure: The Softmax temperature τ

```
function FINDS( $\tau, M$ )
  Set temperature of all Softmax to  $\tau$ 
   $s \leftarrow []$ 
  for operation in  $E$  do
    Perform the operation
    if operation is  $\text{Softmax}_\tau(l)$  then
      if  $M$  is Maximum Probability then
        Append  $\max(\text{Softmax}_\tau(l))$  to  $s$ 
      else if  $M$  is Entropy then
        Append  $H(\text{Softmax}_\tau(l))$  to  $s$ 
      end if
    end if
  end for
  return  $\text{avg}(s)$ 
end function
 $\overline{S}^{tr}(1) \leftarrow \text{FINDS}(1.0, M)$ 
for  $\tau_{ex} = 1.0, 0.95, 0.9, \dots, 0.5$  do
   $\overline{S}^{ex}(\tau_{ex}) = \text{FINDS}(\tau_{ex}, M)$ 
end for
return  $\tau_{ex}$  s.t.  $\overline{S}^{ex}(\tau_{ex}) \approx \overline{S}^{tr}(1)$ 
```

imum probability or entropy of a distribution. In other words, our proposed solution is to align the maximum probability or entropy of training and extrapolation distributions by adjusting τ_{ex} .

Concretely, let $l^{(i)} \in \mathbb{R}^L$ be the i -th pre-Softmax logit vector of a T5 encoder, where $L \in \{L_{tr}, L_{ex}\}$ is the sequence length. The post-Softmax distribution of $l^{(i)}$ is $P^{(i)}(\tau) = \text{Softmax}_\tau(l^{(i)})$. The maximum probability and entropy of $P^{(i)}(\tau)$ are $P_{\max}^{(i)}(\tau)$ and $H^{(i)}(\tau)$, respectively.

Let us take the maximum probability alignment strategy as an example. We first run the forward pass and compute the averaged maximum probability under temperature τ over all logit vectors: $\overline{P}_{\max}(\tau) = (1/N) \sum_i P_{\max}^{(i)}(\tau)$ where $N = R \times H \times L$ is the number of logit vectors in a T5 encoder with R layers, H heads, and length- L sequences. Since the temperature is 1 during training and τ_{ex} during extrapolation, we denote the averaged maximum probability during training as $\overline{P}_{\max}^{tr}(1)$ and that during extrapolation as $\overline{P}_{\max}^{ex}(\tau_{ex})$. Finally, to align the maximum probability, we adjust τ_{ex} such that $\overline{P}_{\max}^{ex}(\tau_{ex}) \approx \overline{P}_{\max}^{tr}(1)$. In practice, we do a grid search on τ_{ex} from 1.0

to 0.5. We outline the procedure of the alignment strategies in Algorithm 1. Note that our proposed methods do not require any model fine-tuning or gradient updates. Since the T5 model family was pre-trained using sequences of length 512, we set $L_{tr} = 512$ for all the experiments in this paper.

5 Experiments

5.1 Language Modeling

Following previous work on Transformer length extrapolation, we perform an intrinsic evaluation on language modeling (Press et al., 2022; Chi et al., 2022, 2023). Ideally, our proposed methods should alleviate the perplexity explosion problem that happens during extrapolation. As we can see in Table 3, both alignment strategies dramatically improve (lower) the perplexity. We want to emphasize that perplexity is not our primary focus and we make no attempt to surpass previous work on this metric since lower perplexity often cannot accurately reflect the long-context utilization capability of Transformers on practical tasks (Li et al., 2023).

Models	Sequence Length				
	1024	2048	4096	8192	15000
T5-Large-LM	35.9	40.1	>1k	>1k	>1k
w/ P_{\max}	34.7	45.5	45.2	45.5	52.7
w/ H	40.2	43.9	45.6	54.6	56.0
T5-XL-LM	28.3	>1k	>1k	>1k	>1k
w/ P_{\max}	30.2	36.0	31.6	41.7	50.0
w/ H	30.4	36.8	38.4	53.3	63.4
T5-XXL-LM	109	>1k	>1k	>1k	>1k
w/ P_{\max}	32.2	29.7	29.5	36.6	44.3
w/ H	26.8	28.1	34.2	37.8	43.8

Table 3: **Language Modeling Performance.** Numbers are perplexity. The lower the better. We use the LM-Adapted T5 models for this experiment.³

5.2 Long-context Retrieval

Inspired by recently proposed retrieval tasks, we evaluate the proposed alignment strategies on three retrieval tasks. Topic retrieval requires a model to retrieve the first topic in a long and multi-topic conversation (Li et al., 2023). Line retrieval has a long series of key-value pairs, and a model needs to retrieve the value corresponding to the given key (Li et al., 2023). Passkey retrieval hides a passkey in a

³https://github.com/google-research/text-to-text-transfer-transformer/blob/main/released_checkpoints.md#lm-adapted-t5111m100k

Retrieval Tasks																	
Models	Topic, # of topics					Line, # of lines						Passkey, # of sentences					Avg.
	5	10	15	20	25	200	300	400	500	600	680	20k	30k	40k	50k	55k	
Flan-T5-Large	99	100	97	97	83	97	100	92	96	93	92	62	47	31	16	9	76
w/ P_{\max}	96	90	86	94	98	99	98	98	98	98	100	84	90	85	79	85	92
w/ H	59	32	16	0	3	97	90	94	83	93	88	29	25	21	15	22	48
Flan-T5-XL	100	100	100	100	100	96	90	77	57	45	26	100	100	100	100	100	87
w/ P_{\max}	100	100	100	100	100	97	90	89	80	70	62	100	99	100	100	100	93
w/ H	99	98	97	96	96	95	87	88	79	70	71	100	100	100	100	100	92
Flan-T5-XXL	100	100	100	99	99	100	100	98	95	84	82	100	100	100	100	100	97
w/ P_{\max}	100	100	100	99	99	97	99	96	97	94	95	100	98	100	100	100	98
w/ H	100	100	97	98	94	99	92	92	76	58	58	100	100	100	100	100	92
LongChat	100	100	100	99	89	100	91	93	83	78	59	100	100	99	100	99	93

Table 4: **Performance of Retrieval Tasks.** The numbers are accuracy. Full score is 100. The LongChat model corresponds to the LongChat-13B-16K model (Li et al., 2023). It is a LLaMA-13B (Touvron et al., 2023) model fine-tuned on sequences of length 16k using the positional interpolation technique (Chen et al., 2023). Flan-T5-XXL has 11B parameters. The maximum lengths of the three tasks are all around 14.5k to 15k tokens.

Retrieval Tasks																
Flan-T5-XL	Topic, # of topics					Line, # of lines						Passkey, # of sentences				
	5	10	15	20	25	200	300	400	500	600	680	20k	30k	40k	50k	55k
w/ P_{\max}	0.8	0.75	0.7	0.65	0.65	0.8	0.75	0.75	0.7	0.70	0.7	0.85	0.8	0.75	0.75	0.75
w/ H	0.7	0.55	0.55	0.5	0.5	0.6	0.55	0.55	0.5	0.5	0.5	0.7	0.65	0.6	0.6	0.6

Table 5: **Temperatures of Retrieval Tasks.** We search the optimal temperature from 1.0, 0.95, 0.9, \dots , 0.5.

long junk text snippet, and a model needs to return that passkey (Mohtashami and Jaggi, 2023). Since the three tasks are formulated in the Question Answering (QA) format, we use the Flan-T5 models to leverage their instruction-following capability.

As we can see in Table 4, the retrieval performance is greatly boosted after the Flan-T5 models are equipped with our proposed attention alignment strategies. In particular, the maximum probability alignment strategy gives us better results across the board. Note that LongChat (Li et al., 2023), the best baseline, was fine-tuned from LLaMA (Touvron et al., 2023) on long sequences of length 16k while our proposed methods do not need any fine-tuning. Other baselines such as MPT (Team, 2023) and ChatGLM2 (Du et al., 2022) perform worse than LongChat. Please refer to Li et al. (2023) for more details.

We also present the optimal temperature given by Algorithm 1 in Table 5. As we can see, the temperature indeed decreases when the input sequence length increases. The temperatures of the other two model sizes are highly similar to the ones presented in Table 5. Please find them in Table 8

in Appendix A. We will conduct more temperature analysis later in §6.

5.3 Multi-document Question Answering

We choose the multi-document question answering task as our downstream task (Liu et al., 2023). The model input consists of a questions and multiple documents extracted from NaturalQuestions (Kwiatkowski et al., 2019) where one of the documents (golden doc) contains the ground truth answer. As we can see in Table 6, when a model is equipped with the proposed maximum probability alignment strategy, it consistently outperforms the original model across model sizes and number of input documents.

Apart from the better task performance, we believe the attention dispersed attention issue discussed in §3 can help demystify the lost-in-the-middle phenomenon (Liu et al., 2023) of this task: Transformer models tend to perform worse when the ground truth sits near the middle of the input context. Let us recall the relative positional embedding of head 27 learned in Figure 1, if the ground truth answer sits in the middle, it will have long

Multi-document Question Answering										
Models	10 Docs	20 Docs	30 Docs, golden doc at different positions							
	Avg.	Avg.	0	4	9	14	19	24	29	Avg.
Flan-T5-Large	52.4	43.3	52.6	42.0	36.5	34.0	33.9	33.9	37.9	38.7
w/ P_{\max}	53.1	44.2	50.8	44.5	39.5	36.4	35.9	35.8	37.0	40.0
Improvement	+0.7	+0.9	-1.8	+1.5	+3.0	+2.4	+2.0	+1.9	-0.9	+1.3
w/ H	52.1	43.2	47.6	41.1	35.2	33.5	32.2	33.3	34.2	36.7
Flan-T5-XL	59.4	51.2	58.4	44.6	40.0	39.9	41.7	46.4	54.8	46.5
w/ P_{\max}	61.1	53.6	60.9	49.1	46.0	44.9	46.3	49.1	55.7	50.3
Improvement	+1.7	+2.4	+2.5	+4.5	+6.0	+5.0	+4.6	+2.7	+0.9	+3.8
w/ H	60.5	52.4	52.4	43.5	42.1	40.3	42.0	42.9	51.3	44.9
Flan-T5-XXL	63.6	56.9	58.9	49.1	48.1	47.5	48.9	53.1	61.2	52.4
w/ P_{\max}	63.7	57.7	60.4	52.5	51.0	50.2	51.3	53.5	59.1	54.0
Improvement	+0.1	+0.8	+1.5	+3.4	+2.9	+2.7	+2.4	+0.4	-2.1	+1.6
w/ H	63.6	57.1	61.0	53.4	50.8	50.3	50.7	51.9	55.7	53.4

Table 6: **Performance of Multi-document QA.** The numbers are accuracy. Full score is 100. The improvement row represents the absolute accuracy improvement after a Flan-T5 model is equipped with our proposed maximum probability alignment strategy. For the full performance breakdown, please refer to Table 9 in Appendix A.

contexts from both sides competing for the attention weight. If this hypothesis holds true, we expect the performance boost to be prominent for the cases where the answer sits near the middle. We reveal the performance breakdown when the number of input documents is 30. As we can see in the improvement row, those cases indeed achieve greater improvement.

Our strategies are not always perfect: The performance drops if the ground truth answer is at position 29. We believe T5 might have already handled this case pretty well due to the recency bias learned on some attention heads, and our additional temperature scaling sharpens the distribution too aggressively. We acknowledge this trade-off in §8.

5.4 Overall Observation

The maximum probability alignment strategy is the most reliable and best-performing method across all tasks and settings, echoing our discussion in §3.1: For most data, only a subset of the input is useful. The maximum probability alignment strategy captures this characteristic naturally, thereby outperforming the entropy alignment strategy that cares more about the holistic distribution.

6 Theoretical Analysis

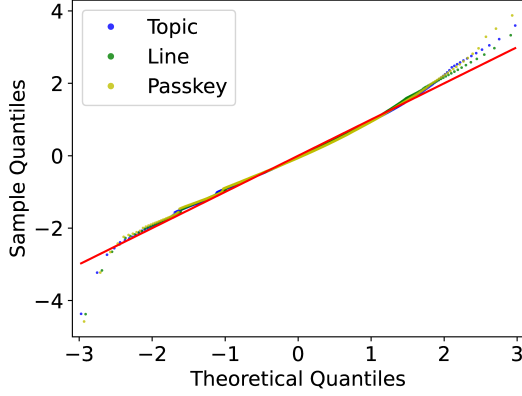
To shed more light on the underlying mechanisms of the two alignment strategies, we establish the connection between the softmax temperature τ and data distribution under empirically verified assump-

tions. We focus on the 0-th layer (closest to the input embeddings) and take the average over all logit vectors across attention heads. Note that this is just a crude approximation of Algorithm 1 for analysis purposes since 1) a Transformer language model typically encompasses multiple layers, and 2) in Algorithm 1, we take the maximum probability or entropy of individual logit vectors as opposed to the averaged one.

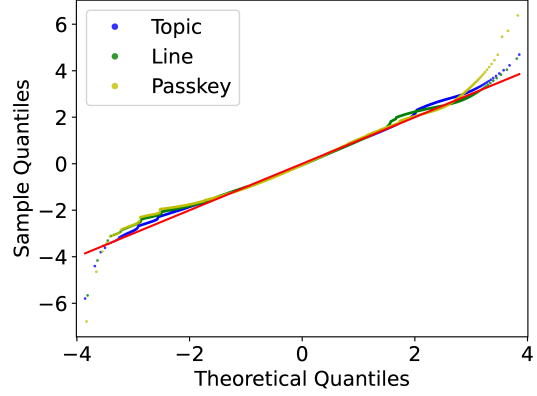
To compute the *averaged logit vector*, we start with a input sequence of length L . Using a Transformer model with H attention heads (specifically, a T5 Encoder in our context), we generate $H \times L$ pre-softmax logit vectors, each with a length of L . Here, the number of layers is 1 because we focus on the 0-th layer. These logit vectors are then individually sorted, and we subsequently calculate the average of all $H \times L$ sorted logit vectors, resulting in the averaged logit vector of length L .

Assumption 1. *The length L averaged logit vector is normally distributed, i.e., its entry $l_i \sim N(0, \sigma^2)$.*

To assess whether the averaged logit entries follow a Gaussian distribution, we employ QQ plots, as illustrated in Figure 2. A QQ plot (Wilk and Gnanadesikan, 1968) is a graphical technique used for comparing two probability distributions by plotting their quantiles against each other. A point (x, y) corresponds to a quantile from the second distribution (y-coordinate) plotted against the same quantile from the first distribution (x-coordinate).



(a) Short sequences around 512



(b) Long sequences around 15k

Figure 2: **QQ plots of Flan-T5-XL.** We experiment with short and long sequences. The red reference line is $y=x$.

Retrieval Tasks						
Criteria	Topic		Line		Passkey	
	512	15k	512	15k	512	15k
l_{\max}	8.61	8.80	8.71	8.97	8.75	8.85

Table 7: **Largest Logit Entry of Flan-T5-XL.** l_{\max} is the largest logit entry of the averaged logit vector. It is consistent across different input sequence lengths.

When the two distributions under comparison are similar, the points in the QQ plot will roughly align with the identity line, $y = x$. In our case, where we aim to determine the degree of Gaussian behavior in the averaged logit vector, the linearity of the plot serves as an indicator – the closer the points are to the identity line, the more Gaussian the distribution.

Assumption 2. *The largest logit entry of the averaged logit vector during training and extrapolation are the same: $l_{\max}^{ex} = l_{\max}^{tr}$.*

This is verified in Table 7.

6.1 Maximum Probability Alignment

Let l_{\max} be the largest value in the logit vector l . Let τ be the temperature of the Softmax function. The probability of the largest entry is

$$P_{\max} = \frac{e^{l_{\max}/\tau}}{\sum_{i=1}^L e^{l_i/\tau}}.$$

Since Softmax is shift-invariant, the logit vector can always be made zero-mean: $\sum_i l_i = 0$. Next, according to Assumption 1, the denominator of Softmax can be approximated as

$$\sum_{i=1}^L e^{l_i/\tau} \approx L \cdot \mathbb{E}[e^{l_i/\tau}] = L \cdot e^{\sigma^2/(2\tau^2)} \quad (1)$$

This implies P_{\max} is approximately

$$P_{\max} \approx \frac{e^{l_{\max}/\tau}}{L e^{\sigma^2/(2\tau^2)}}$$

During the training stage, the temperature τ is 1

$$P_{\max}^{tr} \approx \frac{e^{l_{\max}^{tr}}}{L_{tr} e^{\sigma_{tr}^2/2}},$$

which gives an expression of the largest logit entry during the training stage

$$l_{\max}^{tr} \approx \log \left(P_{\max}^{tr} L_{tr} e^{\sigma_{tr}^2/2} \right) \quad (2)$$

According to Assumption 2, the largest probability during the extrapolation stage can be simplified as

$$\begin{aligned} P_{\max}^{ex} &\approx \frac{e^{l_{\max}^{ex}/\tau}}{L_{ex} e^{\sigma_{ex}^2/(2\tau^2)}} \stackrel{\text{A. 2}}{=} \frac{e^{l_{\max}^{tr}/\tau}}{L_{ex} e^{\sigma_{ex}^2/(2\tau^2)}} \\ &\stackrel{(2)}{\approx} \frac{\left(P_{\max}^{tr} L_{tr} e^{\sigma_{tr}^2/2} \right)^{1/\tau}}{L_{ex} e^{\sigma_{ex}^2/(2\tau^2)}} \end{aligned}$$

Since τ is a free parameter during extrapolation, we adjust it to carry out the maximum probability alignment strategy.

Proposition 1. *Under Assumption 1 and 2, we can adjust the temperature τ to align the maximum probability $P_{\max}^{tr} = P_{\max}^{ex} = P$*

$$\begin{aligned} \tau &\approx \frac{\log L_{tr} + \log P + \sigma_{tr}^2/2}{\log L_{ex} + \log P + \sigma_{ex}^2/(2\tau^2)} \\ &= \frac{B}{A + \frac{C}{\tau^2}} = \frac{B\tau^2}{A\tau^2 + C}. \end{aligned}$$

Assuming $\tau \neq 0$, we can solve the quadratic equation $A\tau^2 - B\tau + C = 0$ to get τ . We always pick the larger root as our final solution.

6.2 Entropy Alignment

The entropy of a discrete probability computed by Softmax is

$$H = - \sum_i \frac{e^{l_i/\tau}}{D} \log \frac{e^{l_i/\tau}}{D} = \log D - \frac{\sum_i \frac{l_i}{\tau} e^{l_i/\tau}}{D},$$

where $D = \sum_i e^{l_i/\tau}$ is the denominator of Softmax, which can be approximated using Eq. (1). On the other hand, we note that $\sum_i l_i e^{l_i} \approx L \mathbb{E}[le^l]$. When $l \sim N(0, \sigma^2)$, $\mathbb{E}[le^l]$ is approximated as (see detailed derivation in Appendix A)

$$\mathbb{E}[le^l] = \int_{-\infty}^{\infty} \frac{le^l}{\sigma\sqrt{2\pi}} e^{-\frac{l^2}{2\sigma^2}} dl = e^{\sigma^2/2} \sigma^2 \quad (3)$$

Thus, combining Eq. (1) and (3), the entropy H is approximated as

$$\begin{aligned} H &\approx \log L + \frac{\sigma^2}{2\tau^2} - \frac{Le^{\sigma^2/(2\tau^2)} \frac{\sigma^2}{\tau^2}}{Le^{\sigma^2/(2\tau^2)}} \\ &= \log L - \frac{\sigma^2}{2\tau^2} \end{aligned}$$

Since τ is set to 1 during the training stage, we have $H_{tr} \approx \log L_{tr} - \frac{\sigma_{tr}^2}{2}$. During extrapolation, we align the entropy (i.e., $H_{ex} = H_{tr}$) by adjusting τ .

$$\log L_{ex} - \frac{\sigma_{ex}^2}{2\tau^2} \approx H_{ex} = H_{tr} \approx \log L_{tr} - \frac{\sigma_{tr}^2}{2}.$$

Since τ is a free parameter during extrapolation, we adjust it to carry out the entropy alignment strategy.

Proposition 2. *Under Assumption 1, we can adjust the temperature τ to align the entropy $H_{tr} = H_{ex}$*

$$\tau \approx \frac{\sigma_{ex}}{\sqrt{\sigma_{tr}^2 + 2 \log \frac{L_{ex}}{L_{tr}}}}$$

6.3 Real-world Temperatures

We verify Proposition 1 and 2 on the topic retrieval task by plotting the temperature curves in Figure 3. We empirically evaluate σ_{tr} at the training length and σ_{ex} every extrapolation length considering only the 0-th layer. Please find the temperature curves for the other two retrieval tasks in Appendix A.

While both proposed alignment strategies lower the temperature when the input sequence length increases, the entropy alignment strategy does so more aggressively. We believe this leads to its inferior performance observed in Table 4 and 6 (w/

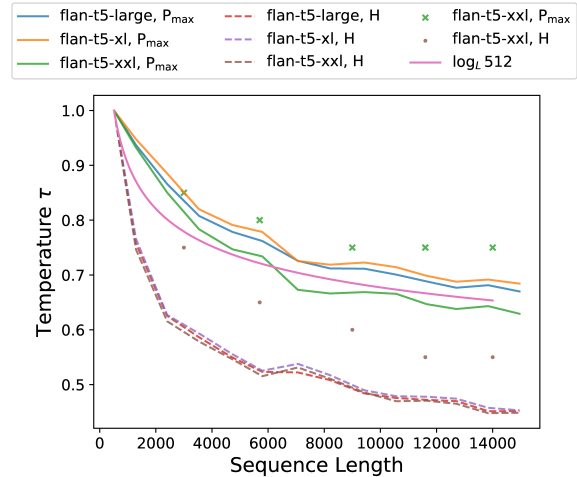


Figure 3: **Topic Retrieval Temperature Analysis.** Curves are given by Proposition 1 and 2. Cross signs and dots are given by Algorithm 1. $\log_L 512$ is given by Yao et al. (2021); Su (2021).

H). In addition, the real temperatures given by Algorithm 1 is always higher than those given by the two propositions. After checking the per-layer attention distributions, we find that the 0-th layer has flatter distributions compared to higher layers. Because the two propositions are derived based on the 0-th layer and a flatter distribution needs a lower temperature to correct, the temperatures given by them tend to be lower than the ones given by Algorithm 1 that takes the average of temperatures across all layers.

Finally, the previously proposed log-decaying rule ($\tau = \log_{L_{ex}} L_{tr}$) (Yao et al., 2021; Su, 2021) was motivated by the idea of entropy invariance, but our analysis shows that it is more similar to the maximum probability alignment strategy (Proposition 1).

7 Conclusion

In this paper, we find that the T5 model family has great potential when it comes to Transformer length extrapolation. We propose the maximum probability and entropy alignment strategies to fix T5’s dispersed attention issue without model fine-tuning. We conduct experiments on natural language modeling, retrieval tasks, and multi-document question answering to demonstrate the effectiveness of our proposed methods. Finally, we present a simplified theoretical analysis to elucidate how the temperature is scaled to achieve attention alignment. We hope that our work can inspire future length-extrapolatable Transformer designs.

8 Limitations

We base our theoretical analysis on a simplified Transformer language model, which might be further improved by taking all the layers and their interactions into account. In addition, we find that different layers have different degrees of distribution flatness, which could be leveraged in future work to perform per-layer attention alignment. Finally, our temperature scaling scheme sometimes sharpen a distribution too aggressively as discussed in the multi-document question answering experiments. This drawback could be possibly improved by designing a more fine-grained attention alignment strategy.

Acknowledgment

The first author acknowledges the support from the Boeing Company (2019-STU-PA-259).

References

- Salesforce AI. 2023. [Long sequence modeling with xgen: A 7b llm trained on 8k input sequence length](#).
- Stella Biderman, Hailey Schoelkopf, Quentin Gregory Anthony, Herbie Bradley, Kyle O’Brien, Eric Hallahan, Mohammad Aflah Khan, Shivanshu Purohit, USVSN Sai Prashanth, Edward Raff, et al. 2023. Pythia: A suite for analyzing large language models across training and scaling. In *International Conference on Machine Learning*, pages 2397–2430. PMLR.
- Sebastian Borgeaud, Arthur Mensch, Jordan Hoffmann, Trevor Cai, Eliza Rutherford, Katie Millican, George Bm Van Den Driessche, Jean-Baptiste Lespiau, Bogdan Damoc, Aidan Clark, et al. 2022. Improving language models by retrieving from trillions of tokens. In *International conference on machine learning*, pages 2206–2240. PMLR.
- Shouyuan Chen, Sherman Wong, Liangjian Chen, and Yuandong Tian. 2023. Extending context window of large language models via positional interpolation. *arXiv preprint arXiv:2306.15595*.
- Ta-Chung Chi, Ting-Han Fan, Peter J Ramadge, and Alexander I Rudnicky. 2022. [KERPLE: Kernelized Relative Positional Embedding for Length Extrapolation](#). In *Advances in Neural Information Processing Systems (NeurIPS)*, New Orleans, USA.
- Ta-Chung Chi, Ting-Han Fan, Alexander I Rudnicky, and Peter J Ramadge. 2023. [Dissecting Transformer Length Extrapolation via the Lens of Receptive Field Analysis](#). In *Annual Meeting of the Association for Computational Linguistics (ACL)*, Toronto, Canada.
- Tri Dao, Dan Fu, Stefano Ermon, Atri Rudra, and Christopher Ré. 2022. Flashattention: Fast and memory-efficient exact attention with io-awareness. *Advances in Neural Information Processing Systems*, 35:16344–16359.
- Zhengxiao Du, Yujie Qian, Xiao Liu, Ming Ding, Jiezhong Qiu, Zhilin Yang, and Jie Tang. 2022. Glm: General language model pretraining with autoregressive blank infilling. In *Proceedings of the 60th Annual Meeting of the Association for Computational Linguistics (Volume 1: Long Papers)*, pages 320–335.
- Kelvin Guu, Kenton Lee, Zora Tung, Panupong Pasupat, and Mingwei Chang. 2020. Retrieval augmented language model pre-training. In *International conference on machine learning*, pages 3929–3938. PMLR.
- Gautier Izacard and Edouard Grave. 2021. [Leveraging passage retrieval with generative models for open domain question answering](#). In *Proceedings of the 16th Conference of the European Chapter of the Association for Computational Linguistics: Main Volume*, pages 874–880, Online. Association for Computational Linguistics.
- Tom Kwiatkowski, Jennimaria Palomaki, Olivia Redfield, Michael Collins, Ankur Parikh, Chris Alberti, Danielle Epstein, Illia Polosukhin, Jacob Devlin, Kenton Lee, et al. 2019. Natural questions: a benchmark for question answering research. *Transactions of the Association for Computational Linguistics*, 7:453–466.
- Patrick Lewis, Ethan Perez, Aleksandra Piktus, Fabio Petroni, Vladimir Karpukhin, Naman Goyal, Heinrich Küttler, Mike Lewis, Wen-tau Yih, Tim Rocktäschel, et al. 2020. Retrieval-augmented generation for knowledge-intensive nlp tasks. *Advances in Neural Information Processing Systems*, 33:9459–9474.
- Dacheng Li, Rulin Shao, Anze Xie, Ying Sheng, Lianmin Zheng, Joseph E Gonzalez, Ion Stoica, Xuezhe Ma, and Hao Zhang. 2023. [How long can opensource llms truly promise on context length](#).
- Nelson F Liu, Kevin Lin, John Hewitt, Ashwin Paranjape, Michele Bevilacqua, Fabio Petroni, and Percy Liang. 2023. Lost in the middle: How language models use long contexts. *arXiv preprint arXiv:2307.03172*.
- Amirkeivan Mohtashami and Martin Jaggi. 2023. Landmark attention: Random-access infinite context length for transformers. *arXiv preprint arXiv:2305.16300*.
- Guilherme Penedo, Quentin Malartic, Daniel Hesslow, Ruxandra Cojocaru, Alessandro Cappelli, Hamza Alobeidli, Baptiste Pannier, Ebtesam Almazrouei, and Julien Launay. 2023. The refinedweb dataset for falcon llm: outperforming curated corpora with web data, and web data only. *arXiv preprint arXiv:2306.01116*.

- Ofir Press, Noah Smith, and Mike Lewis. 2022. [Train short, test long: Attention with linear biases enables input length extrapolation](#). In *International Conference on Learning Representations*.
- Markus N Rabe and Charles Staats. 2021. Self-attention does not need $O(n^2)$ memory. *arXiv preprint arXiv:2112.05682*.
- Colin Raffel, Noam Shazeer, Adam Roberts, Katherine Lee, Sharan Narang, Michael Matena, Yanqi Zhou, Wei Li, and Peter J Liu. 2020. Exploring the limits of transfer learning with a unified text-to-text transformer. *The Journal of Machine Learning Research*, 21(1):5485–5551.
- Teven Le Scao, Angela Fan, Christopher Akiki, Elie Pavlick, Suzana Ilić, Daniel Hesslow, Roman Castagné, Alexandra Sasha Luccioni, François Yvon, Matthias Gallé, et al. 2022. Bloom: A 176b-parameter open-access multilingual language model. *arXiv preprint arXiv:2211.05100*.
- Jianlin Su. 2021. [Scaling attention via the lens of entropy invariance](#).
- Jianlin Su, Yu Lu, Shengfeng Pan, Ahmed Murtadha, Bo Wen, and Yunfeng Liu. 2021. Roformer: Enhanced transformer with rotary position embedding. *arXiv preprint arXiv:2104.09864*.
- The MosaicML NLP Team. 2023. Introducing mpt-7b: A new standard for open-source, commercially usable llms. <https://www.mosaicml.com/blog/mpt-30b>.
- Hugo Touvron, Thibaut Lavril, Gautier Izacard, Xavier Martinet, Marie-Anne Lachaux, Timothée Lacroix, Baptiste Rozière, Naman Goyal, Eric Hambro, Faisal Azhar, et al. 2023. Llama: Open and efficient foundation language models. *arXiv preprint arXiv:2302.13971*.
- Ashish Vaswani, Noam Shazeer, Niki Parmar, Jakob Uszkoreit, Llion Jones, Aidan N Gomez, Łukasz Kaiser, and Illia Polosukhin. 2017. Attention is all you need. *Advances in neural information processing systems*, 30.
- Martin B Wilk and Ram Gnanadesikan. 1968. Probability plotting methods for the analysis for the analysis of data. *Biometrika*, 55(1):1–17.
- Shunyu Yao, Binghui Peng, Christos Papadimitriou, and Karthik Narasimhan. 2021. [Self-attention networks can process bounded hierarchical languages](#). In *Proceedings of the 59th Annual Meeting of the Association for Computational Linguistics and the 11th International Joint Conference on Natural Language Processing (Volume 1: Long Papers)*, pages 3770–3785, Online. Association for Computational Linguistics.
- Aohan Zeng, Xiao Liu, Zhengxiao Du, Zihan Wang, Hanyu Lai, Ming Ding, Zhuoyi Yang, Yifan Xu, Wendi Zheng, Xiao Xia, et al. 2022. Glm-130b: An open bilingual pre-trained model. *arXiv preprint arXiv:2210.02414*.
- Susan Zhang, Stephen Roller, Naman Goyal, Mikel Artetxe, Moya Chen, Shuohui Chen, Christopher Dewan, Mona Diab, Xian Li, Xi Victoria Lin, et al. 2022. Opt: Open pre-trained transformer language models. *arXiv preprint arXiv:2205.01068*.

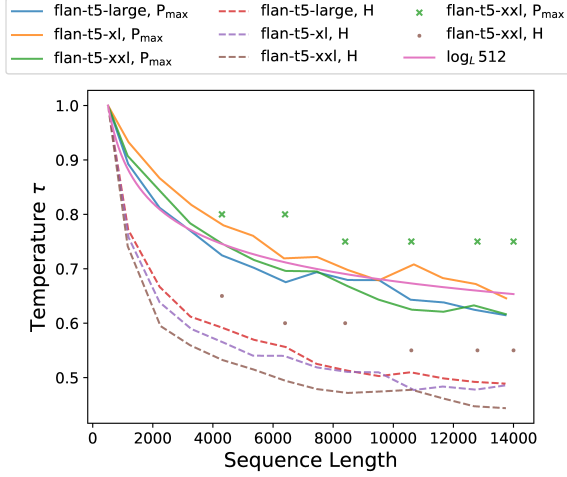


Figure 4: **Line Retrieval Temperature Analysis.** Curves are given by Proposition 1 and 2. Cross signs and dots are given by Algorithm 1. $\log_L 512$ is given by Yao et al. (2021); Su (2021).

A Appendix

A.1 More Real-world Temperatures

We verify Proposition 1 and 2 on the remaining two retrieval task by plotting the temperature curves in Figure 4 and 5. We empirically evaluate σ_{tr} at the training length and σ_{ex} every extrapolation length considering only the 0-th layer.

A.2 Detailed Expansion of Eq. (3)

$$\begin{aligned}
 \mathbb{E}[le^l] &= \int_{-\infty}^{\infty} \frac{le^l}{\sigma\sqrt{2\pi}} e^{-\frac{l^2}{2\sigma^2}} dl \\
 &= \int_{-\infty}^{\infty} \frac{l}{\sigma\sqrt{2\pi}} e^{-\frac{l^2}{2\sigma^2}} dl \\
 &= \int_{-\infty}^{\infty} \frac{l}{\sigma\sqrt{2\pi}} e^{-\frac{(l-\sigma^2)^2 - \sigma^4}{2\sigma^2}} dl \\
 &= e^{\sigma^2/2} \int_{-\infty}^{\infty} \frac{l}{\sigma\sqrt{2\pi}} e^{-\frac{(l-\sigma^2)^2}{2\sigma^2}} dl \\
 &= e^{\sigma^2/2} \sigma^2
 \end{aligned} \tag{4}$$

A.3 More Temperatures of Retrieval Tasks

We report the temperatures of the three retrieval tasks across model sizes given by Algorithm 1 in Table 8.

A.4 Breakdown of Multi-document Question Answering

We report the performance breakdown of different number of input documents in Table 9.

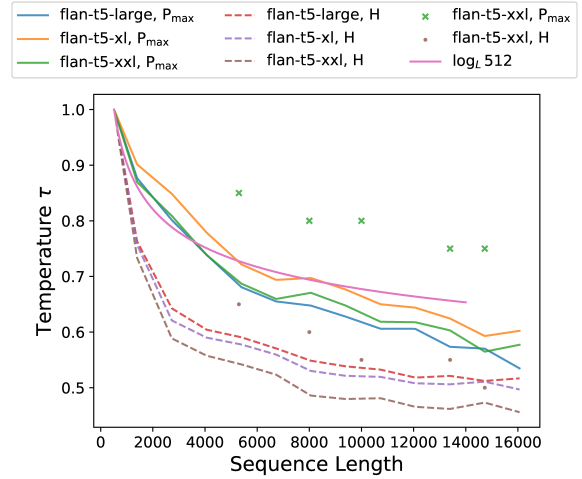


Figure 5: **Passkey Retrieval Temperature Analysis.** Curves are given by Proposition 1 and 2. Cross signs and dots are given by Algorithm 1. $\log_L 512$ is given by Yao et al. (2021); Su (2021).

Retrieval Tasks																
Models	Topic, # of topics					Line, # of lines						Passkey, # of sentences				
	5	10	15	20	25	200	300	400	500	600	680	20k	30k	40k	50k	55k
Flan-T5-Large																
w/ P _{max}	0.85	0.8	0.75	0.75	0.75	0.85	0.8	0.8	0.75	0.75	0.75	0.85	0.80	0.80	0.75	0.75
w/ H	0.7	0.6	0.55	0.5	0.5	0.65	0.55	0.55	0.5	0.5	0.5	0.6	0.55	0.5	0.5	0.5
Flan-T5-XL																
w/ P _{max}	0.8	0.75	0.7	0.65	0.65	0.8	0.75	0.75	0.7	0.70	0.7	0.85	0.8	0.75	0.75	0.75
w/ H	0.7	0.55	0.55	0.5	0.5	0.6	0.55	0.55	0.5	0.5	0.5	0.7	0.65	0.6	0.6	0.6
Flan-T5-XXL																
w/ P _{max}	0.85	0.8	0.75	0.75	0.75	0.8	0.8	0.75	0.75	0.75	0.75	0.85	0.8	0.8	0.75	0.75
w/ H	0.75	0.65	0.6	0.55	0.55	0.65	0.6	0.6	0.55	0.55	0.55	0.65	0.6	0.55	0.55	0.5

Table 8: **Temperatures of Retrieval Tasks.** We search the optimal temperature from 1.0, 0.95, 0.9, \dots , 0.5.

Multi-document Question Answering															
Models	10 Docs			20 Docs					30 Docs						
	0	4	9	0	4	9	14	19	0	4	9	14	19	24	29
Flan-T5-Large															
w/ Max.	60.6	48.5	48.0	54.5	44.0	39.6	38.0	40.2	52.6	42.0	36.5	34.0	33.9	33.9	37.9
w/ Ent.	60.9	49.8	48.6	53.5	45.6	40.8	39.7	41.3	50.8	44.5	39.5	36.4	35.9	35.8	37.0
Flan-T5-XL															
w/ Max.	58.9	50.1	47.3	52.4	45.2	40.4	38.00	40.0	47.6	41.1	35.2	33.5	32.2	33.3	34.2
w/ Ent.	64.0	55.4	58.9	60.6	47.9	45.1	47.3	55.3	58.4	44.6	40.0	39.9	41.7	46.4	54.8
w/ Ent.	65.3	57.3	60.8	62.2	51.6	49.0	49.4	56.0	60.9	49.1	46.0	44.9	46.3	49.1	55.7
Flan-T5-XXL															
w/ Max.	64.7	56.7	60.0	59.3	50.1	47.9	49.8	55.1	52.4	43.5	42.1	40.3	42.0	42.9	51.3
w/ Ent.	65.1	61.0	64.6	61.1	53.9	52.4	54.7	62.4	58.9	49.1	48.1	47.5	48.9	53.1	61.2
w/ Max.	66.2	61.8	63.2	62.8	55.9	54.4	55.6	59.6	60.4	52.5	51.0	50.2	51.3	53.5	59.1
w/ Ent.	67.3	62.1	61.3	63.2	56.1	54.1	54.3	57.6	61.0	53.4	50.8	50.3	50.7	51.9	55.7

Table 9: **Full Performance Breakdown of Retrieval Tasks.** The numbers are accuracy. Full score is 100. 0, 4, 9... indicate the position of the golden document that contains the answer to a question.