

Semantic Representation Learning of Scientific Literature based on Adaptive Feature and Graph Neural Network

Hongrui Gao¹, Yawen Li^{2*}, Meiyu Liang¹, Zeli Guan¹, and Zhe Xue¹

¹Beijing Key Laboratory of Intelligent Communication Software and Multimedia, School of Computer Science (National Pilot Software Engineering School), Beijing University of Posts and Telecommunications, Beijing 100876

²School of Economics and Management, Beijing University of Posts and Telecommunications, Beijing 100876

Abstract Because most of the scientific literature data is unmarked, it makes semantic representation learning based on unsupervised graph become crucial. At the same time, in order to enrich the features of scientific literature, a learning method of semantic representation of scientific literature based on adaptive features and graph neural network is proposed. By introducing the adaptive feature method, the features of scientific literature are considered globally and locally. The graph attention mechanism is used to sum the features of scientific literature with citation relationship, and give each scientific literature different feature weights, so as to better express the correlation between the features of different scientific literature. In addition, an unsupervised graph neural network semantic representation learning method is

At present, scientific literature resources are flooded with the Internet ^[1-2]. The amount of data is huge, but the data redundancy is small, and some data cannot be discarded at will. Scientific literature contains a lot of valuable information, but there are many indicators and categories of existing scientific literature, which is difficult to accurately cover and extract. So how to extract the valuable information of scientific and technological documents and make efficient semantic representation is the primary problem to realize the classification, search and recommendation of scientific documents.

Traditional methods mainly rely on expert experience to construct artificial features to represent scientific documents. For example, in scientific and technological literature search, the title and abstract of scientific and technological literature as well as the body part are used to build a reverse index ^[3]. However, every time a new text data is added, it is complex to rebuild the entire index. In the scientific and technological document search system, the word bag model ^[4], the subject model ^[5] and the vector model are used to

proposed. By comparing the mutual information between the positive and negative local semantic representation of scientific literature and the global graph semantic representation in the potential space, the graph neural network can capture the local and global information, thus improving the learning ability of the semantic representation of scientific literature. The experimental results show that the proposed learning method of semantic representation of scientific literature based on adaptive feature and graph neural network is competitive on the basis of scientific literature classification, and has achieved good results.

Key words Semantic representation learning; Graph neural network; Adaptive features; Scientific literature; Graph attention

construct the scientific and technological document vector. However, when the vocabulary of the word bag model ^[6-7] increases, each sentence can use up to ten words, which leads to sparse matrix of each sentence, seriously affecting memory and computing resources. Mainstream methods can map data to vector space and operate vectors to complete specific tasks ^[8-9]. However, most of the scientific and technological document processing methods based on vector model are based on word frequency information ^[10-11]. The similarity of the two documents depends on the number of common words, and the semantic ambiguity of natural language cannot be distinguished.

When learning the semantic representation of scientific and technological documents, a single channel is often formed through various fusion methods, which makes the semantic features of scientific and technological documents not rich enough to accurately capture the influential key text features, resulting in a large amount of redundancy of scientific and technological document information, and making irrelevant information affect the ability of semantic

*Corresponding author: Yawen Li (warmly0716@126.com)

This work was supported by the National Natural Science Foundation of China (62172056, U22B2038, 62192784).

representation learning of scientific and technological documents. The learning method of text semantic representation based on adaptive features ^[12] aims to solve the problem that the single channel formed by word vectors from a single source is not rich in text feature representation.

Semantic representation based on deep learning has recently received widespread attention ^[13-14]. For example, the neural network model is used to automatically learn the semantic features of scientific and technological documents from the corpus of scientific and technological documents ^[15-16] and express them as dense vectors, thus realizing the search task of scientific and technological documents. However, the neural language model only focuses on the text semantic information of scientific and technological documents ^[17-18], and ignores the relationship between scientific and technological documents. Some researchers solved the problem of incomplete data features through multi-agent ^[19-21]. More and more researchers are integrating different features to better complete the in-depth learning task ^[22-24].

This paper proposes an unsupervised graph neural network method ^[25-26] to extract the citation relationship between scientific and technological documents from the relationship graph of scientific and technological documents, and fuse it with the semantic features of scientific and technological documents, so as to construct the semantic representation vector of scientific and technological documents. However, most of the existing studies use supervised graph neural network to learn the semantic representation of scientific and technological documents ^[27-28]. For specific tasks, the supervised graph neural network method requires a large number of labeled data, which will lead to heavy training tasks and also lead to the high coupling between the feature representation of obtained scientific and technological documents and specific tasks ^[29], which makes it difficult to directly transfer to other tasks, resulting in poor generality of semantic representation of scientific and technological documents.

In contrast, unsupervised graph neural network method performs better. Because unsupervised graph neural network method can directly learn text feature representation from unmarked scientific and technological literature network data, and then apply it

to various downstream tasks, including scientific and technological literature classification, scientific and technological literature search and scientific and technological literature recommendation ^[30]. This method is a more favorable method for academic literature learning.

This paper proposes an unsupervised semantic representation learning method for scientific documents based on adaptive feature and graph neural network (AFPGNN). The following are the main contributions:

(1) A learning method of semantic representation of scientific documents based on adaptive feature and graph neural network is proposed. By using the adaptive feature processing method, the global information and local information of scientific and technological documents are considered to enrich the features of scientific and technological documents.

(2) In order to improve the learning performance of the semantic representation of scientific and technological documents, by introducing graph attention and considering the relationship between the characteristics of scientific and technological documents, the semantic representation of scientific and technological documents is only related to adjacent nodes, without receiving the global information of scientific and technological documents.

(3) An unsupervised graph neural network semantic representation learning method is proposed to solve the unmarked and scalable problems on large-scale graphs. By capturing the local and global information of the neural network of the scientific and technological document graph, the mutual information between the positive and negative local semantic representation of the scientific and technological document and the global graph representation in the potential space is compared, so as to improve the learning ability of the semantic representation of the scientific and technological document.

1 Related work

In the research of natural language processing, the semantic representation of scientific and technological documents is obtained through the pre-training model, including Word2Vec ^[31] based on word context prediction, ELMo ^[32] based on bidirectional dynamic adjustment of context word embedding, and the bidirectional language

model BERT^[34-35] based on Transformer^[33]. In the study of semantic representation of scientific and technological documents based on deep learning method, the key problem is how to construct a suitable neural network structure. The main methods include convolution neural network^[36], attention mechanism and recurrent neural network^[37]. When generating prediction, attention mechanism can dynamically focus on various input sequence fragments. Liu^[38] proposed two unique interpretation methods, AGrad and RePAGrad, and generated directional correlation scores based on attention weight.

By learning the features of scientific literature through deep neural network, semantic representation learning can have strong data representation ability^[39-40], and can learn more general prior knowledge independently of specific tasks. Therefore, introducing semantic representation learning into the data processing and representation of scientific and technological documents can excavate the potential value of scientific and technological documents.

The network data of scientific and technological literature map has the characteristics of high dimension. How to express a high-dimensional network of scientific and technological documents as a low-dimensional semantic representation vector, that is, graph embedding research (graph embedding)^[41] has been a hot topic in the field of scientific and technological document search. At present, in the field of graph embedding based on factorization, there are three main methods: random walk and deep learning. Yu proposed a text representation algorithm based on factorization^[42]. They created matrices, each of which measures the similarity of a pair of examples in two different ways. Kawin proposed a random walk model^[43], in which the probability of word generation is inversely proportional to the angular distance between word and sentence embedding. In order to match and sort the scientific and technological documents of relevant information, Zhou^[44] proposed a semantic representation method based on the coiler neural network.

Because most of the scientific literature data is unmarked, it makes semantic representation learning

based on unsupervised graph become crucial. Unsupervised graph learning^[45] mainly depends on random walking targets, which highly depends on the selection of parameters. Because these encoders impose inductive bias, adjacent nodes have similar representations. Training coders to distinguish the representation and representation of statistical relationships of interest is an important method for unsupervised learning of text semantic representation. Comparison method is the core of many popular word embedding methods. Arvind^[46] proposed a text and code semantic representation learning method, which can obtain high-quality semantic vector representation through comparison pre-training on large-scale unlabeled data. By comparing the mutual information between the positive and negative local semantic representation of scientific and technological documents and the global graph semantic representation in the potential space, the graph neural network can capture the local and global information, thus improving the learning ability of the semantic representation of scientific and technological documents.

2 The proposal of AFPGNN based on adaptive feature and graph neural network

In order to solve the problem that scientific literature data is unlabeled, an unsupervised semantic representation learning method of scientific literature based on adaptive feature and graph neural network (AFPGNN) is proposed. The adaptive feature is used to consider the global information and local information of the text features of scientific and technological documents, so as to enrich the feature information of scientific and technological documents. The graph attention coder is used to learn the representation of scientific and technological document nodes, and the unsupervised graph neural network semantic representation learning is used to solve the unmarked and scalable problems on large-scale graphs. The framework of AFPGNN method is shown in Figure 1.

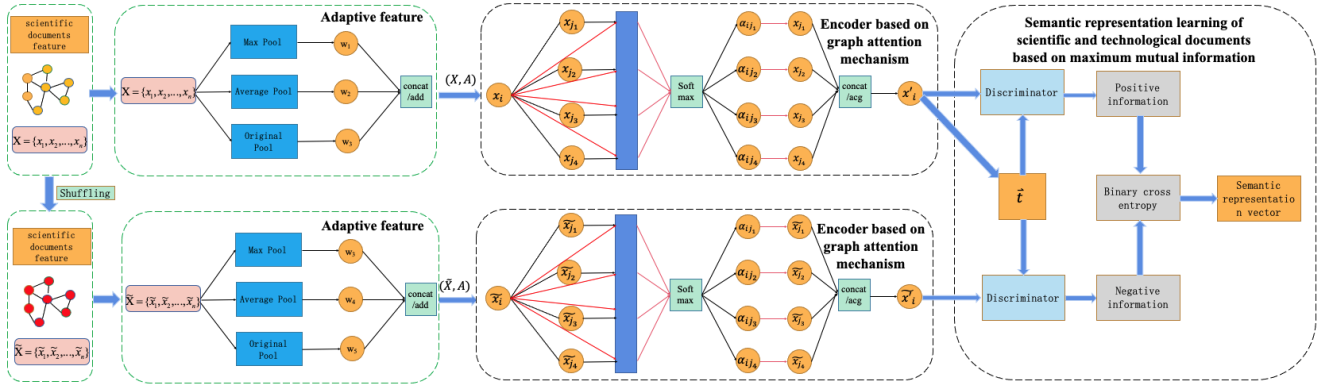


Fig. 1 Learning method of semantic representation of scientific and technological documents based on adaptive feature and graph neural network

2.1 Adaptive feature

In the adaptive feature part, in order to make full use of the feature information of scientific and technological documents, the feature weight is added to enable the method to process the characteristics of scientific and technological documents with a specific weight according to the feature distribution of scientific and technological document data. The adaptive feature processing part does not need to learn parameters. The feature processing formula is as follows:

$$F = \alpha_1 F_{\text{original}} + \alpha_2 F_{\text{max}} + \alpha_3 F_{\text{avg}} \quad (1)$$

$$a_i = \frac{e^{w_i}}{\sum_j e^{w_j}} \quad (i = 1, 2, 3; j = 1, 2, 3) \quad (2)$$

Where a_i is the normalized weight and w_i is the characteristic weight of scientific and technological documents.

Average pooling F_{avg} is used to extract the global characteristics of scientific and technological documents, and the calculation formula is as follows:

$$F_{\text{max}} = \max(X) \quad (3)$$

Maximum pooling F_{max} is used to extract local features of scientific and technological documents, and the calculation formula is as follows:

$$F_{\text{avg}} = \text{avg}(X) \quad (4)$$

Among them, $\max()$ is the function used to find the

maximum eigenvalue of scientific and technological documents, and $\text{avg}()$ is the function used to find the average eigenvalue of scientific and technological documents.

F_{original} Retains the original characteristics of scientific and technological documents. The maximum pooling part focuses on the local information of scientific and technological documents, while the average pooling part focuses on the overall information of scientific and technological documents. It is an important means to make full use of features and improve the performance of methods to deal with the features of scientific and technological documents with specific weights according to the feature distribution of scientific and technological document data.

2.2 Encoder based on graph attention mechanism

A new feature is generated in the coder based on the graph attention mechanism. Suppose the dimension of the node feature of this feature vector is F' , and this feature can be expressed as $X' = \{\overrightarrow{x_1}, \overrightarrow{x_2}, \dots, \overrightarrow{x_N}\}$, where $\overrightarrow{x_i} \in R^{F'}$.

In the attention layer of the figure, a weight matrix is used to act on the nodes of scientific and technological documents, and the attention coefficient is calculated using the self-attention mechanism. The attention coefficient is expressed as \mathbf{a} : $R^{F'} \times R^{F'} \rightarrow R$.

$$e_{ij} = a(W \overrightarrow{x_i}, W \overrightarrow{x_j}) \quad (5)$$

e_{ij} is the impact of the characteristics of document j

on scientific and technological document i . Softmax is introduced to the neighbor node j of scientific and technological document node i :

$$\alpha_{ij} = \text{softmax}_j(e_{ij}) = \frac{\exp(e_{ij})}{\sum_{m \in N_i} \exp(e_{im})} \quad (6)$$

After obtaining the weight matrix between the connection layers of the neural network, the output layer of the feedforward neural network is processed using the LeakyReLU function. LeakyReLU sets all negative values to 0 and non-negative values to a flat line with a slope of 0.2.

Combining formula (5) (6), the complete attention mechanism formula is expressed as:

$$\alpha_{ij} = \frac{\exp(\text{LeakyReLU}(\vec{a}^T [W \vec{x}_i \parallel W \vec{x}_j]))}{\sum_{m \in N_i} \exp(\text{LeakyReLU}(\vec{a}^T [W \vec{x}_i \parallel W \vec{x}_m]))} \quad (7)$$

α_{ij} is obtained after e_{ij} is normalized by softmax. Using this method, we can get the regularized attention coefficient between the nodes of each scientific and technological document, which can be used to predict the characteristics of each scientific and technological document:

$$\vec{x}_i = \text{PReLU}(\sum_{j \in N_i} \alpha_{ij} W \vec{x}_j) \quad (8)$$

W is the weight matrix multiplication feature, α is the attention joint coefficient calculated previously, and $j \in N_i$ represents all neighbor nodes of i . The PReLU activation function is used to adaptively learn the parameters of the rectifier linear unit, which can improve the accuracy at the negligible additional computational cost.

In order to stabilize the process of self-attention learning, it is beneficial to use multiple attention. The formula (8) is transformed by introducing K independent attention mechanisms, and then the K-means operation is performed on its features, and finally the PReLU function is applied. The calculation formula is as follows:

$$\vec{x}_i = \text{PReLU}(\frac{1}{K} \sum_{k=1}^K \sum_{j \in N_i} \alpha_{ij}^k W^k \vec{x}_j) \quad (9)$$

K represents the number of attention heads, α^k represents the k-th attention mechanism, and W^k represents the weight matrix of the characteristics of scientific and technological literature under the k-th attention mechanism.

2.3 Semantic representation learning of scientific and technological documents based on maximum mutual information

The semantic representation learning method of scientific and technological documents based on maximum mutual information uses an unsupervised graph comparison learning strategy to solve the problem of unmarked and scalable on large-scale graphs. By comparing the mutual information between the positive and negative local scientific and technological document node representation and the global scientific and technological document graph representation in the potential space, the graph neural network can capture the local and global information, and can improve the learning effect of the semantic representation of scientific and technological documents. Figure Note that the layer generates node embedding \vec{x}_i , and the global information centered on node i is not just itself. In order to obtain the graph-level summary vector \vec{t} , the readout function $F: R^{N \times F} \rightarrow R^F$ is used to obtain the feature representation of the entire graph by aggregating the node features. This process is expressed as:

$$\vec{t} = F(E(X, A)) \quad (10)$$

Use the following functions to obtain the graph-level representation of scientific and technological documents:

$$F(X) = \frac{1}{N} \sum_{i=1}^N \vec{x}_i \quad (11)$$

A discriminator $D: R^F \times R^F \rightarrow R$ is used as a measure of local mutual information maximization, $D(\vec{x}_i, \vec{t})$ is the probability score given to this summary information.

$$D(\vec{x}_i, \vec{t}) = \sigma(\vec{x}_i^T W \vec{t}) \quad (12)$$

The random function $S: R^{N \times F} \times R^{N \times N} \rightarrow R^{M \times F} \times R^{M \times M}$ is used to generate negative samples of scientific and technological documents. This process is to keep the adjacency matrix representing the citation relationship of scientific and technological documents unchanged and the characteristics of random scientific and technological document nodes. The marginal distribution and joint distribution of the product of local features and global features have a large Jensen-Shannon (JS) divergence. JS divergence is positively correlated with mutual

information. The greater the mutual information between local features and global features, the stronger the correlation between them. The discriminator is used to measure the noise, and the binary cross entropy is used to calculate the loss. The discriminator can accurately distinguish negative and positive samples, enhance the divergence of JS, and increase the mutual information between local feature representation and global representation:

$$\mathcal{L} = \frac{1}{N+M} \left(\sum_{i=1}^N \mathbb{E}_{(\mathbf{x}, \mathbf{A})} [\log \mathcal{D}(\tilde{x}_i, \tilde{r})] + \sum_{j=1}^M \mathbb{E}_{(\tilde{\mathbf{x}}, \tilde{\mathbf{A}})} \left[\log \left(1 - \mathcal{D} \left(\tilde{z}_{x_j}, \tilde{r} \right) \right) \right] \right) \quad (13)$$

compared with the following methods.

- Deepwalk: randomly select a node to jump with a certain probability, and learn the vector representation of the node through convergence stability.
- MLP: The layers used in this method include input layer, output layer and hidden layer.
- GCN: For each node, GCN obtains its characteristic information from all its neighboring nodes, and then calculates the average value of the node characteristics and inputs it into the neural network.
- GAE: GAE uses convolution kernel and graph decoder in the encoder process.
- VGAE: VGAE replaces the encoder process with the convolution process of GCN on the basis of GAE, and another change is to replace the decoder process with the graph decoder process.
- GraphSAGE: GraphSAGE includes sampling information between nodes and aggregating information through multi-layer aggregation functions.
- MoNet: MoNet uses learnable kernel functions to improve the effect of semantic representation learning.

3 Experimental results and analysis

3.1 Dataset

The semantic representation learning method AFPGNN is used for semantic representation learning of scientific and technological documents on Cora and Citseer data sets. The classification of scientific and technological documents is used as the downstream task. The performance of AFPGNN in semantic representation learning is evaluated with accuracy, Macro-F1 and recall rate. In the data set, nodes represent scientific and technological documents, and edges represent the citation relationship between two scientific and technological documents. Table 1 shows information about Cora and Citseer data sets.

Table 1 Cora and Citseer dataset

	Cora	Citseer
Node	2708	3327
Edge	5429	4732
Feature	1433	3703
Class	7	6
Training	140	120
Validation	500	500
Test	1000	1000

3.2 Comparison method

To illustrate its effectiveness, AFPGNN is

Table 2 Comparative experiment of AFPGNN method on Cora and Citseer data sets

Cora

Citseer

	Accuracy	Macro-F1	Recall	Accuracy	Macro-F1	Recall
DeepWalk	0.673	0.652	0.667	0.443	0.416	0.423
MLP	0.561	0.515	0.503	0.465	0.455	0.451
GAE	0.783	0.756	0.758	0.578	0.569	0.562
VGAE	0.775	0.767	0.764	0.564	0.557	0.533
GCN	0.815	0.781	0.788	0.703	0.686	0.632
MoNet	0.811	0.779	0.787	0.691	0.672	0.611
GraphSAGE	0.819	0.780	0.786	0.713	0.695	0.655
AFPGNN	0.834	0.812	0.803	0.721	0.713	0.694

The comparison of AFPGNN with other methods shows that AFPGNN is very effective. On Cora and Cites, the performance of AFPGNN is better than that of GCN, which indicates that it is effective to distinguish the weights among nodes in the same neighborhood. The main reason for this result is that the weighted sum of the node features of scientific and technological documents makes the weight of the node features of scientific and technological documents with citation relationship completely depend on the node features of

scientific and technological documents and independent of the structure of scientific and technological documents, while GCN is limited to two adjacent levels.

3.4 Experiment 2: ablation experiment of AFPGNN method

The AFPGNN method consists of three parts: adaptive feature, coder based on graph attention mechanism and semantic learning based on maximum mutual information.

Table 3 Results of ablation experiment

	Core			Citeseer		
	Accuracy	Macro-F1	Recall	Accuracy	Macro-F1	Recall
AFPGNN-adaptive	0.502	0.458	0.443	0.423	0.412	0.409
AFPGNN-attention	0.825	0.789	0.786	0.671	0.653	0.621
AFPGNN-mutual information	0.731	0.687	0.653	0.462	0.398	0.387
AFPGNN-adaptive+attention	0.827	0.793	0.788	0.674	0.657	0.623
AFPGNN-adaptive+mutual information	0.764	0.712	0.703	0.475	0.399	0.391
AFPGNN-attention+mutual information	0.831	0.801	0.799	0.719	0.708	0.687
AFPGNN	0.834	0.812	0.803	0.721	0.713	0.694

AFPGNN-adaptive uses only adaptive feature method for text classification of scientific literature, AFPGNN-adaptive uses only graph attention encoder to learn the semantic representation of scientific literature data, while AFPGNN-adaptive mutual information maximizes the mutual information of positive and negative samples based on comparative learning, thus realizing the semantic representation of scientific literature data. AFPGNN-adaptive+attention combines

adaptive feature method and graph attention mechanism, AFPGNN-adaptive+mutual information combines adaptive feature method and semantic representation learning method based on maximum mutual information, and AFPGNN-adaptive+mutual information combines graph attention mechanism and semantic representation learning method based on maximum mutual information. Table 3 shows the main results.

Table 3 shows that the performance of AFPGNN is

better than that of AFPGNN - adaptive, AFPGNN - attention and AFPGNN - mutual information, indicating that these three parts are effective. By introducing the graph attention mechanism, the relationship between the node features of scientific and technological documents can be better integrated into the method. The node representation is only related to adjacent nodes, which can be directly applied to inductive learning without obtaining the whole graph. Compare the mutual information between positive and negative samples through semantic representation learning based on maximum mutual information to maximize it, thus improving the semantic representation learning ability of scientific and technological documents.

3.5 Experiment 3: Effect of different parameters on learning performance of AFPGNN semantic representation

The performance under different hyperparameters, such as alpha, dropout, learning rate and the number of attention heads, were compared. First, the image attention encoder is used for coding. The attention encoder is composed of $K=6$ attention heads, and each attention head calculates 10 features. Use the PReLU activation function to adaptively learn the parameters of the modified linear unit, and set the alpha parameter of the activation function to 0.2. In addition, the discarding of $p=0.8$ is applied to the input of the graph attention encoder.

Figure 2 shows the impact of drop out on model performance. In each training batch, over-fitting can be significantly reduced by ignoring a certain number of neurons with a certain probability. When dropout is equal to 0.8, the semantic representation learning performance is the best and the training process is the smoothest.

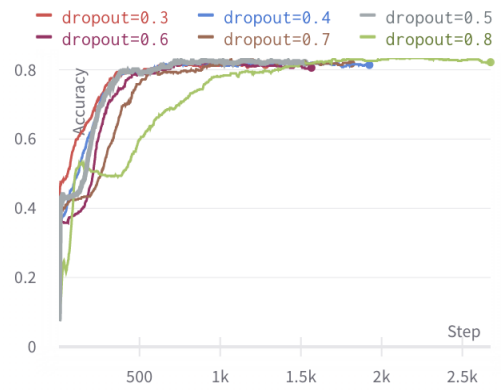


Fig. 2 The impact of dropout on semantic representation performance

The influence of the attention coefficient alpha in equation (5) on the method performance is shown in Figure 3. The PReLU activation function summarizes the traditional rectifier unit with negative slope, which means that the method becomes more discriminative. When the same alpha is used for different channels, there are fewer parameters. PreLU does not use the predetermined slope but incorporates alpha as a parameter into the training. In this experiment, when alpha equals 0.2, the semantic representation learning effect is the best and the training process is the smoothest.

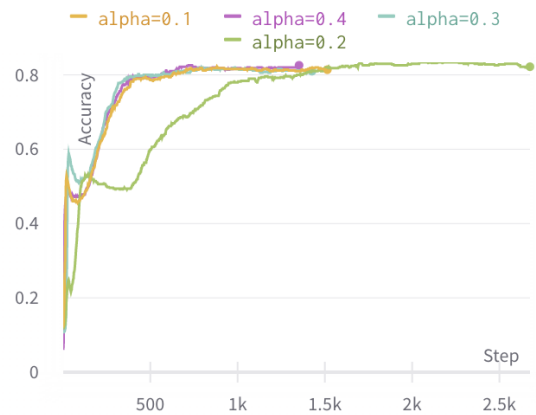


Fig. 3 The impact of alpha on semantic representation performance

The effect of the number of attention heads on the performance of semantic representation learning methods is shown in Table 4. The multi-head attention mechanism can capture different attention information and integrate it to improve the expressiveness of the semantic representation learning method of scientific and technological documents. The subspace of the multi-headed matrix is used to represent the input data from different perspectives or dimensions. The greater

the discrimination of each head, the greater the angle of view, so the transformer can better adapt to the target. However, the number of attention heads is not as good as possible, because the more attention heads, the greater the cumulative error, and the worse the performance of the model. The more focused heads in the training process, the more appropriate, but the more distracted heads in the test process may be ineffective. When the number of heads is equal to 6, the performance is the best.

Table 4 The effect of the number of attention heads on the performance of semantic representation

Cora			
	Accuracy	Macro-F1	Recall
head=3	0.812	0.803	0.795
head=8	0.825	0.806	0.798
head=10	0.831	0.811	0.801
head=16	0.830	0.807	0.799
head=20	0.795	0.722	0.716
head=6	0.834	0.812	0.803

The negative sample feature is generated by keeping the adjacency matrix unchanged and performing the mixing operation on the feature. The readout function is called to convert the local representation to the graph-level implicit representation, and the discriminator is used as a measure to maximize the local mutual information. Binary cross entropy is

4 Conclusion

An unsupervised learning method for semantic representation of scientific documents based on adaptive feature and graph neural network (AFPGNN) is proposed. By using the adaptive feature method, the global information and local information of scientific and technological documents are considered to enrich the features of scientific and technological documents. By introducing the graph attention mechanism, nodes are given different weights, and the features of adjacent nodes are weighted and summed. An unsupervised graph neural network semantic representation learning method is adopted to solve the unmarked and scalable problems on large-scale graphs. By comparing the mutual information between the positive and negative local semantic representation of scientific and technological documents and the global graph semantic

used as loss. By continuously reducing the loss, the discriminator can correctly classify scientific and technological documents, thus increasing JS divergence. The Adam SGD optimizer is used to reduce the cross entropy on the training node and set the learning rate to 0.0001.

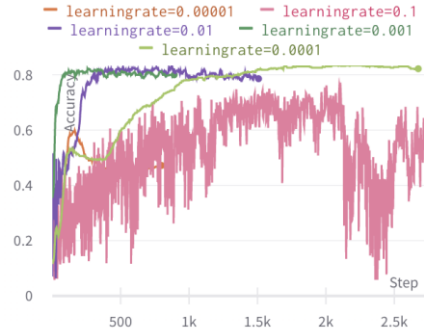


Fig. 4 The impact of learning rate on semantic representation performance

Figure 4 shows the effect of learning rate on the performance of learning methods for semantic representation of scientific and technological documents. The influence of output error on parameters increases with the increase of learning speed, and the parameters update faster. When the learning rate is equal to 0.0001, the semantic representation learning effect is the best, the training process is relatively stable, and the fluctuation is small.

representation in the potential space, the graph neural network can capture the local and global information, thus improving the learning ability of the semantic representation of scientific and technological documents. The experimental results show that AFPGNN has achieved competitive performance in scientific literature classification tasks.

Reference

- [1] Ang Li, Yawen Li, Yingxia Shao and Bingyan Liu. Multi-View Scholar Clustering With Dynamic Interest Tracking[J]. IEEE Transactions on Knowledge and Data Engineering, 2023: 1-14.
- [2] Ang Li, Junping Du, Feifei Kou, Zhe Xue, Xin Xu, Mingying Xu, Yang Jiang. Scientific and Technological Information Oriented Semantics-adversarial and Media-adversarial Cross-media Retrieval, arXiv preprint arXiv:2203.08615, 2022.
- [3] Zhao Danning, Mou Dongmei, Bai Sen Research on automatic extraction

-
- of structural elements of scientific and technological literature abstracts based on deep learning [J] *Data Analysis and Knowledge Discovery*, 2021, 5 (7): 70-80.
- [4] Huang Chunmei, Wang Songlei Research on short text classification based on word bag model and TF-IDF [J] *Software Engineering*, 2020, 23 (3): 1-3.
- [5] Wang Pengfei, Zhang Bin Analysis of research progress of domestic LDA subject model based on bibliometrics [J] *Library and Information Research*, 2020, 13 (2): 85-91.
- [6] Mingxing Li, Yinmin Jia, and Junping Du. LPV control with decoupling performance of 4WS vehicles under velocity-varying motion, *IEEE Transactions on Control Systems Technology* 2014, 22(5): 1708-1724.
- [7] Zeli Guan, Yawen Li, Zhe Xue, Yuxin Liu, Hongrui Gao, Yingxia Shao. Federated Graph Neural Network for Cross-graph Node Classification, In 2021 IEEE 7th International Conference on Cloud Computing and Intelligent Systems, 418-422, 2021.
- [8] Wenling Li, Yingmin Jia, and Junping Du. Distributed extended Kalman filter with nonlinear consensus estimate, *Journal of the Franklin Institute*, 2017, 354(17): 7983-7995.
- [9] Wenling Li, Yingmin Jia, and Junping Du. Tobit Kalman filter with time-correlated multiplicative measurement noise, *IET Control Theory & Applications*, 2016, 11(1): 122-128.
- [10] Deng Xiaoheng, Yang Zirong, Guan Peiyuan An improved method of vector space model based on word meaning and word frequency [J] *Computer Application Research*, 2019, 36 (5): 1390-1395.
- [11] Zeyu Liang, Junping Du, and Chaoyang Li. Abstractive social media text summarization using selective reinforced Seq2Seq attention model, *Neurocomputing*, 410 (2020): 432-440.
- [12] Fan Xiaoyan Research on convolution kernel adaptive text classification algorithm based on multi-channel feature representation [D] East China Jiaotong University, 2020.
- [13] Wenling Li, Jian Sun, Yingmin Jia, Junping Du, and Xiaoyan Fu. Variance-constrained state estimation for nonlinear complex networks with uncertain coupling strength, *Digital Signal Processing*, 2017, 67: 107-115.
- [14] Ren Shenglan, Guo Huijuan, Huang Wenhao, etc Recommendation method based on attention mechanism interactive convolution neural network [J] *Computer Science*, 49 (10): 126-131.
- [15] Liang Xu, Junping Du, Qingping Li. Image fusion based on nonsubsampling contourlet transform and saliency-motivated pulse coupled neural networks, *Mathematical Problems in Engineering*, 2013.
- [16] Wenling Li, Yingmin Jia, Junping Du. Distributed consensus extended Kalman filter: a variance-constrained approach, *IET Control Theory & Applications*, 11(3): 382-389, 2017.
- [17] Deyuan Meng, Yingmin Jia, and Junping Du. Consensus seeking via iterative learning for multi-agent systems with switching topologies and communication time-delays, *International Journal of Robust and Nonlinear Control*, 2016, 26(17): 3772-3790.
- [18] Jin Li Research on text semantic similarity based on neural network [D] Shandong University, 2019.
- [19] Peng Lin, Yingmin Jia, Junping Du, Fashan Yu. Average consensus for networks of continuous-time agents with delayed information and jointly-connected topologies, 2009 American Control Conference, 2009: 3884-3889.
- [20] Deyuan Meng, Yingmin Jia, Junping Du, and Fashan Yu, Tracking Algorithms for Multiagent Systems, In *IEEE Transactions on Neural Networks and Learning Systems*, 2013, 24(10): 1660-1676.
- [21] Deyuan Meng, Yingmin Jia, and Junping Du. Robust iterative learning protocols for finite-time consensus of multi-agent systems with interval uncertain topologies, *International Journal of Systems Science*, 2015, 46(5): 857-871.
- [22] Qingping Li, Junping Du, Fuzhao Song, Chao Wang, Honggang Liu, Cheng Lu. Region-based multi-focus image fusion using the local spatial frequency, 2013 25th Chinese control and decision conference (CCDC), 2013: 3792-3796.
- [23] Feifei Kou, Junping Du, Congxian Yang, Yansong Shi, Wanqiu Cui, Meiyu Liang, and Yue Geng. Hashtag recommendation based on multi-features of microblogs, *Journal of Computer Science and Technology*, 2018, 33(4): 711-726.
- [24] Yawen Li, Isabella Yunfei Zeng, Ziheng Niu, Jiahao Shi, Ziyang Wang and Zeli Guan, Predicting vehicle fuel consumption based on multi-view deep neural network, *Neurocomputing*, 502:140-147, 2022.
- [25] Xinlei Wei, Junping Du, Meiyu Liang, and Lingfei Ye. Boosting deep attribute learning via support vector regression for fast moving crowd counting, *Pattern Recognition Letters*, 2019, 119: 12-23.
- [26] Tan Yingying, Wang Junli, Zhang Chaobo Overview of text classification methods based on graph convolution neural network [J] *Computer Science*, 49 (8): 205-216.
- [27] Zhang Sennan Research on text classification based on graph convolution neural network [D] Harbin Engineering University, 2021.
- [28] Yawen Li, Di Jiang, Rongzhong Lian, Xueyang Wu, Conghui Tan, Yi Xu, Zhiyang Su. Heterogeneous Latent Topic Discovery for Semantic Text Mining, *IEEE Transactions on Knowledge and Data Engineering*, 2021.
- [29] Shen Yanguang, Jia Yaoqing, Sheng Long, etc Research on text classification method combining GCN and attention mechanism [J] *Computer simulation*, 2021.
- [30] M. Khosla, V. Setty, and A. Anand, A comparative study for unsupervised network representation learning, *IEEE Transactions on Knowledge and Data Engineering*, vol. 33, no. 5, pp. 1807-1818, 2019.
- [31] S. Thavareesan and S. Mahesan, Sentiment lexicon expansion using word2vec and fasttext for sentiment prediction in tamil texts, in 2020 Moratuwa Engineering Research Conference (MERCOn). IEEE, 2020, pp. 272-276.
- [32] D. N. Popa, J. Perez, J. Henderson, and E. Gaussier, Implicit discourse

-
- relation classification with syntax-aware contextualized word representations, in The Thirty-Second International Flairs Conference, 2019.
- [33] J. Devlin, M.-W. Chang, K. Lee, and K. Toutanova, Bert: Pre-training of deep bidirectional transformers for language understanding, arXiv preprint arXiv:1810.04805, 2018.
- [34] I. Beltagy, K. Lo, and A. Cohan, Scibert: A pretrained language model for scientific text, arXiv preprint arXiv:1903.10676, 2019.
- [35] Xunpu Yuan, Yawen Li, Zhe Xue, Feifei Kou. Financial sentiment analysis based on pre-training and textcnn, Chinese Intelligent Systems Conference, 48-56, 2020.
- [36] J. Hu, L. Shen, S. Albanie, G. Sun, and A. Vedaldi, Gather-excite: Exploiting feature context in convolutional neural networks, Advances in Neural Information Processing Systems, vol. 31, 2018.
- [37] R. Wang, Z. Li, J. Cao, T. Chen, and L. Wang, Convolutional recurrent neural networks for text classification, in 2019 International Joint Conference on Neural Networks (IJCNN). IEEE, 2019, pp. 1–6.
- [38] S. Liu, F. Le, S. Chakraborty, and T. Abdelzaher, On exploring attention-based explanation for transformer models in text classification, in 2021 IEEE International Conference on Big Data (Big Data). IEEE, 2021, pp. 1193–1203.
- [39] S. Minaee, N. Kalchbrenner, E. Cambria, N. Nikzad, M. Chenaghlu, and J. Gao, Deep learning– based text classification: a comprehensive review, ACM Computing Surveys (CSUR), vol. 54, no. 3, pp. 1–40, 2021.
- [40] Yawen Li, Isabella Yunfei Zeng, Ziheng Niu, Jiahao Shi, Ziyang Wang and Zeli Guan, Predicting vehicle fuel consumption based on multi-view deep neural network, Neurocomputing, 502:140-147, 2022.
- [41] Z. Wu, S. Pan, F. Chen, G. Long, C. Zhang, and S. Y. Philip, A comprehensive survey on graph neural networks, IEEE transactions on Neural Networks and Learning Systems, vol. 32, no. 1, pp. 4–24, 2020.
- [42] D. Yu, B. Fu, G. Xu, and A. Qin, Constrained nonnegative matrix factorization-based semisupervised multilabel learning, International Journal of Machine Learning and Cybernetics, vol. 10, no. 5, pp. 1093–1100, 2019.
- [43] K. Ethayarajh, Unsupervised random walk sentence embeddings: A strong but simple baseline, in Proceedings of the Third Workshop on Representation Learning for NLP, 2018, pp. 91–100.
- [44] Nan Z, Junping Du, Xu Yao, et al. Microblog Topic Content Search Method Based on Convolutional Neural Networks. Journal of Frontiers of Computer Science & Technology, 2019, 13(5): 753.
- [45] R. Sato, A survey on the expressive power of graph neural networks, arXiv preprint arXiv:2003.04078, 2020.
- [46] A. Neelakantan, T. Xu, R. Puri, A. Radford, J. M. Han, J. Tworek, Q. Yuan, N. Tezak, J. W. Kim, C. Hallacy et al., Text and code embeddings by contrastive pre-training, arXiv preprint arXiv:2201.10005, 2022.
- [47] Z. Wu, S. Pan, F. Chen, G. Long, C. Zhang and P. S. Yu, A Comprehensive Survey on Graph Neural Networks, in IEEE Transactions on Neural Networks and Learning Systems, vol. 32, no. 1, pp. 4-24, Jan. 2021.
- [48] Wu, Zonghan, et al. A comprehensive survey on graph neural networks. IEEE transactions on Neural Networks and Learning Systems, vol. 32, no.1, pp. 4-24, 2020.