
Learning From Mistakes Makes LLM Better Reasoner

Shengnan An^{*12} Zexiong Ma^{*32} Zeqi Lin² Nanning Zheng¹ Jian-Guang Lou² Weizhu Chen²

Abstract

Large language models (LLMs) recently exhibited remarkable reasoning capabilities on solving math problems. To further improve their reasoning capabilities, this work explores whether LLMs can Learn from Mistakes (LEMA), akin to the human learning process. Consider a human student who failed to solve a math problem, he will learn from what mistake he has made and how to correct it. Mimicking this error-driven learning process, LEMA incorporates mistake-correction data pairs during fine-tuning LLMs. Specifically, we first collect inaccurate reasoning paths from various LLMs, and then employ GPT-4 as a "corrector" to identify the mistake step, explain the reason for the mistake, correct the mistake and generate the final answer. In addition, we apply a correction-centric evolution strategy that effectively expands the question set for generating correction data. Experiments across various LLMs and reasoning tasks show that LEMA consistently improves CoT-alone fine-tuning. Our further analysis sheds light on the non-homogeneous effectiveness between CoT data and correction data, and the contribution from different correction information. These results suggest a significant potential for LLMs to improve through learning from their mistakes.

1. Introduction

Mistakes are the portals of discovery.

—James Joyce

With exponential growth in data size and model scale, contemporary large language models (Brown et al., 2020; Zhang et al., 2022; Hoffmann et al., 2022; Smith et al., 2022; OpenAI, 2023b; Anil et al., 2023) have demonstrated significant advancements on various NLP tasks, particularly in

mathematical problem solving that necessitates complex chain-of-thought (CoT) reasoning (Wei et al., 2022; Wang et al., 2022; Li et al., 2023b; Shi et al., 2023; Qin et al., 2023; Lightman et al., 2023). In terms of performance on challenging mathematical tasks like GSM8K (Cobbe et al., 2021) and MATH (Hendrycks et al., 2021), proprietary large language models, including GPT-4 (OpenAI, 2023b) and PaLM-2 (Anil et al., 2023), have attained notable results. However, open-source LLMs such as LLaMA-2 (Touvron et al., 2023b) still have much room for improvement.

To further improve the CoT reasoning capabilities of open-source LLMs for tackling mathematical tasks, a common approach is to fine-tune these models using annotated/generated question-rationale data pairs (referred to as **CoT data**), which directly teach the model how to perform CoT reasoning on these tasks (Magister et al., 2022; Huang et al., 2022; Ho et al., 2022; Li et al., 2022; Yuan et al., 2023; Luo et al., 2023; Yu et al., 2023; Li et al., 2023a; Liang et al., 2023). While this straightforward learning process has exhibited its effectiveness, this study investigates whether the reasoning capabilities of LLMs can be further improved through a backward learning process, i.e., learning from the mistakes that LLMs have made. The insight of learning from mistakes comes from the learning process of human students. Consider a student who is just beginning to learn math. Beyond learning from golden knowledge and examples in books, he also does exercises. After failing to solve a problem, he will learn what mistakes he made and how to correct them. By learning from the mistakes he has made, his reasoning capability will be further improved. Inspired by this error-driven learning process, this work explores whether the reasoning capabilities of LLMs can also benefit from understanding and correcting mistakes.

To this end, we first generate mistake-correction data pairs (referred to as **correction data**) and then inject these correction data into the CoT fine-tuning process (Figure 1). For generating correction data, we employ multiple LLMs, including the LLaMA and GPT series models, to collect inaccurate reasoning paths (i.e., with incorrect final answers). We then use GPT-4 as the "corrector" to generate corrections for these inaccurate reasoning paths. The generated corrections contain three pieces of information: (1) the incorrect step in the original solution, (2) an explanation of why this step is incorrect, and (3) how to correct the orig-

^{*}Equal contribution ¹IAIR, Xi'an Jiaotong University
²Microsoft Corporation ³Peking University. Correspondence to: Shengnan An <an1006634493@stu.xjtu.edu.cn>, Zeqi Lin <Zeqi.Lin@microsoft.com>, Nanning Zheng <nnzheng@mail.xjtu.edu.cn>.

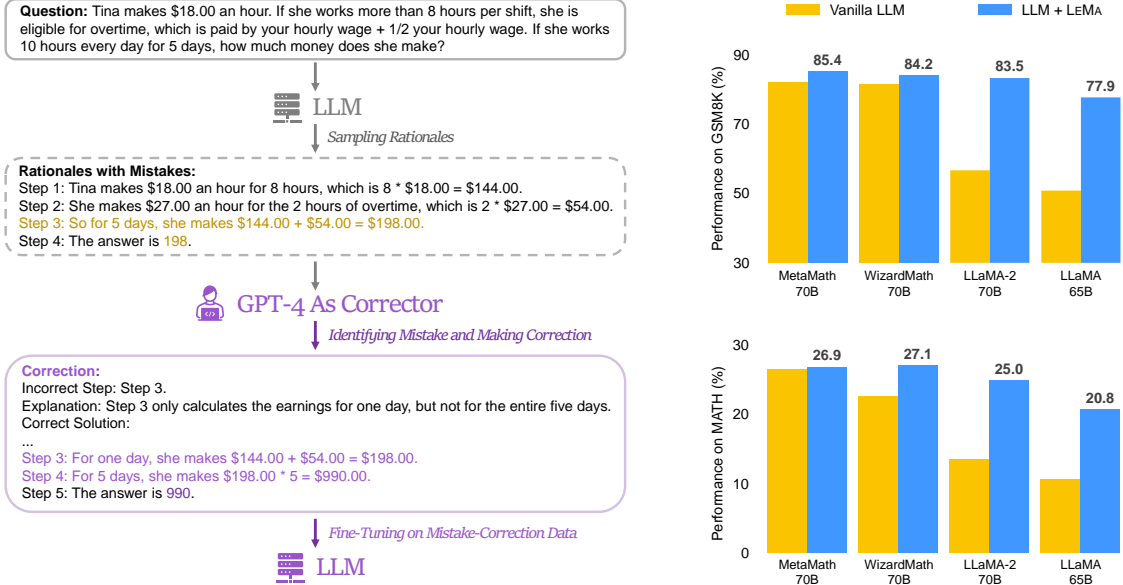


Figure 1: Left: Process of Learning from Mistakes (LEMA). Right: Performance of LEMA on GSM8K and MATH.

inal solution to arrive at the correct final answer. After filtering out corrections with incorrect final answers, our human evaluation reveals that our correction data exhibits adequate quality for the subsequent fine-tuning stage. In addition to using the original training questions to generate correction data, we also consider extending the question sets to scale up our correction data. Inspired by the evolution techniques for CoT data (Xu et al., 2023; Yu et al., 2023; Li et al., 2023a), we apply a correction-centric evolution strategy: compared to randomly selecting seed questions for evolution, our correction-centered evolution focuses more on moderately difficult questions for expanding the correction data. We blend the generated correction data with the CoT data and then fine-tune LLMs to perform Learning from Mistakes (LEMA).

Our experiments on five open-source LLMs and five challenging reasoning tasks demonstrate the effectiveness of LEMA. Compared to fine-tuning on CoT data alone, LEMA consistently improves the performance across various LLMs and tasks. For instance, LEMA with LLaMA-2-70B (Touvron et al., 2023b) achieves 83.5% on GSM8K and 25.0% on MATH, while fine-tuning on CoT data alone yields 81.4% and 23.6%, respectively. By incorporating our correction-centric evolution strategy on MATH, LEMA with LLaMA-2-70B can be further improved from 25.0% to 29.3%. Moreover, LEMA can also enhance specialized LLMs such as WizardMath (Luo et al., 2023) and MetaMath (Yu et al., 2023). In addition to math tasks, LEMA also benefits commonsense reasoning, improving the performance of LLaMA-2-70B on CSQA (Talmor et al., 2019) from 84.2% to 85.3%.

Beyond these impressive results, our ablation study on cor-

rection data shed further light:

- **Moderately difficult questions are more suitable for expanding the correction data.** Compared with randomly selecting seed questions, our correction-centric evolution better improves the performance of LEMA.
- **The non-homogeneous effectiveness of CoT data and correction data.** In controlling the training data sizes to be the same, our experimental results reveal that mixing CoT and correction data outperforms a single data source.
- **The contribution from different correction information.** By ablating information contained in our correction data, we show that the explanations and corrected reasoning paths play important roles in LEMA.

2. Methodology

LEMA consists of three primary stages: generating correction data, correction-centric evolution, and fine-tuning.

2.1. Correction Data Generation

Figure 2 briefly illustrates the process of generating correction data. Given a question-answer example $(q_i, a_i) \in \mathcal{Q}$, a corrector model \mathcal{M}_c , and a reasoning model \mathcal{M}_r , we generate the mistake-correction data pair $(q_i \oplus \tilde{r}_i, c_i) \in \mathcal{C}$, where \tilde{r}_i represents an inaccurate reasoning path to the question q_i , and c_i denotes the correction for \tilde{r}_i .

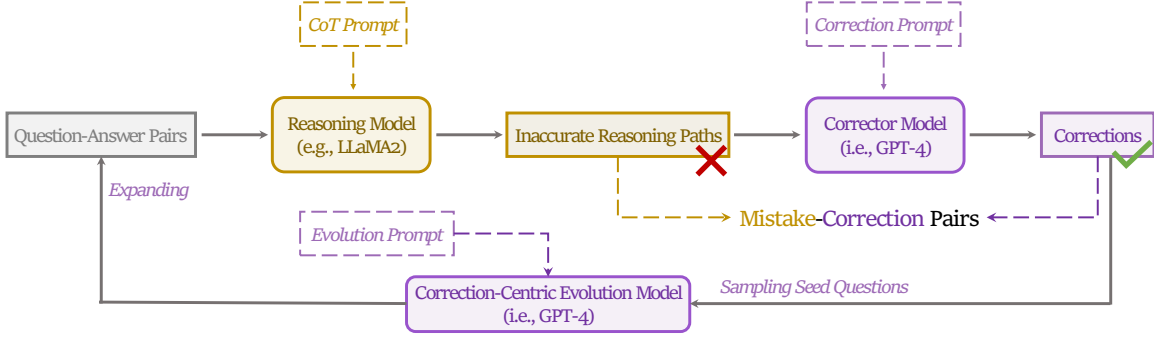


Figure 2: Process of generating and expanding correction data.

Collecting Inaccurate Reasoning Paths. We first sample multiple reasoning paths for each question q_i using the reasoning model \mathcal{M}_r and retain paths not achieving the correct final answer a_i ,

$$\tilde{r}_i \sim \mathcal{M}_r(\mathcal{P}_r \oplus q_i), \quad \text{Ans}(\tilde{r}_i) \neq a_i, \quad (1)$$

where \mathcal{P}_r is the few-shot prompt instructing the model to perform CoT reasoning, and $\text{Ans}(\cdot)$ extracts the final answer from the reasoning path.

Generating Corrections for Mistakes. For question q_i and the inaccurate reasoning path \tilde{r}_i , we employ the corrector model \mathcal{M}_c to generate a correction and check the final answer in the correction,

$$c_i \sim \mathcal{M}_c(\mathcal{P}_c \oplus q_i \oplus \tilde{r}_i), \quad \text{Ans}(c_i) = a_i, \quad (2)$$

where \mathcal{P}_c contains 4 annotated mistake-correction examples to guide the corrector model what kind of information should be contained in the generated corrections. Figure 3 briefly illustrates \mathcal{P}_c . Specifically, the annotated corrections comprises three pieces of information:

- **Incorrect Step:** which step in the original reasoning path has made a mistake.
- **Explanation:** explain what kind of mistake has been made in this step.
- **Correct Solution:** how to correct the original reasoning path to achieve the correct final answer.

Human Evaluation for Generated Corrections. Before generating data on a large scale, we first manually assess the quality of the generated corrections. We take LLaMA-2-70B as \mathcal{M}_r , utilize GPT-4 as \mathcal{M}_c , and generate 50 mistake-correction data pairs based on the GSM8K training set. We classify the corrections into three quality levels.

- **Excellent:** the corrector successfully identifies the incorrect step in \tilde{r}_i , provides a reasonable explanation, and the

Table 1: Statistics of data sizes for the five tasks in our experiments (without question evolution).

| Task | CoT Data | Correction Data | Test Data |
|-------------------------------|----------|-----------------|-----------|
| GSM8K (Cobbe et al., 2021) | 32,421 | 12,523 | 1,319 |
| MATH (Hendrycks et al., 2021) | 20,009 | 6,306 | 5,000 |
| SVAMP (Patel et al., 2021) | - | - | 1,000 |
| ASDiv (Miao et al., 2020) | - | - | 2,084 |
| CSQA (Talmor et al., 2019) | 10,536 | 7,241 | 1,221 |

corrected reasoning path exhibits high continuity with the pre-steps in the original reasoning path¹.

- **Good:** the corrector successfully identifies the incorrect step in \tilde{r}_i , provides a reasonable explanation, while the corrected reasoning path has minor issues in continuity.
- **Poor:** the corrector fails to identify the incorrect step in \tilde{r}_i or provides unreasonable explanations.

Appendix B.1 lists several examples under each quality level. Our evaluation finds that 35 out of 50 generated corrections are of excellent quality, 11 are good, and 4 are poor. Based on this human evaluation, we suppose the overall quality of corrections generated with GPT-4 is sufficient for the further fine-tuning stage. We generate corrections on a large scale and take all corrections that have correct final answers for fine-tuning LLMs. We provide further analysis on the choice and behavior of corrector model in Section D.4.

2.2. Correction-Centric Evolution

After building up the data generation pipeline, we explore how to scale up our correction data. We consider that expanding the question-answer set \mathcal{Q} is a promising direction, as it primarily determines the correction data diversity.

Inspired by the recent success of evolution techniques on CoT augmentation (Xu et al., 2023; Yu et al., 2023; Li

¹The high continuity means that the corrected reasoning steps follow the pre-steps generated before the identified mistake step.

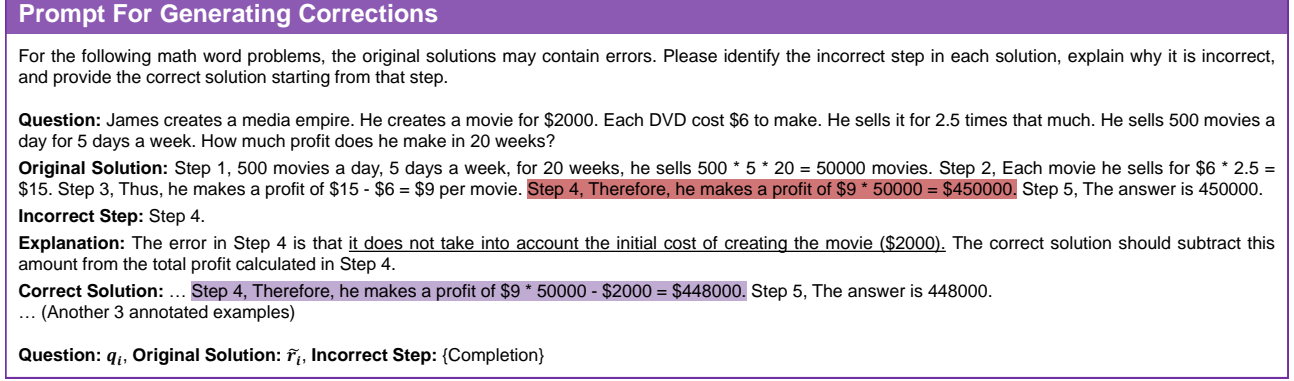


Figure 3: A brief illustration of our prompt for generating corrections. We highlight some key information: the **incorrect step** in the original solution, the reason of mistake, and the **corrected step**.

et al., 2023a), we explore how to effectively apply the evolution method to expand our correction data. The “evolution” means to generate a set of new question-answer pairs from the given *seed questions* by prompting powerful LLMs.

The general evolution method for CoT augmentation randomly selects seed questions to evolve. However, this strategy does not well suit the nature of our correction data, as too simple or too challenging questions are less valuable for evolving and collecting correction information.

- For too simple questions, the reasoning models such as LLaMA can already solve them. Evolving these questions may not be effective for collecting mistakes.
- For too challenging questions, the most powerful LLMs still cannot handle them. Evolving these questions may lead to much inaccurate information in corrections.

Therefore, we apply a **correction-centric evolution** strategy which more focuses on moderately difficult questions: *we only sample seed questions that occur in our correction data \mathcal{C} , rather than randomly sampling from the entire set \mathcal{Q} ,*

$$\hat{q}_i \sim \mathcal{M}_e(\mathcal{P}_e \oplus q_i), \quad q_i \in \mathcal{C}, \quad (3)$$

where q_i is the seed question, and \mathcal{M}_e and \mathcal{P}_e are the LLM and prompt for evolving questions, respectively. Appendix B.3 illustrates our \mathcal{P}_e .

The underlying principle of this strategy is straightforward. If one question frequently appears in correction data, it means that this question is not well solved by many reasoning models, but its inaccurate reasoning paths can be well handled by the corrector model.

2.3. Fine-Tuning LLMs

After generating the correction data, we fine-tune LLMs to examine whether these correction data can facilitate CoT reasoning. We compare the results under two settings:

- **Fine-Tuning on CoT Data Alone.** In addition to the annotated data in each task, we additionally take CoT data augmentation following existing methods (Yuan et al., 2023; Li et al., 2023a; Yu et al., 2023). We generate more reasoning paths for each question in the training sets with GPT-4 and filter out paths with wrong final answers. We apply this CoT data augmentation to set up strong fine-tuning baselines that only utilize CoT data.
- **Fine-Tuning on CoT Data + Correction Data.** We fine-tune LLMs on both CoT data and generated mistake-correction data. This setting is referred to as LEMA.

Appendix B.2 shows the input-output formats of CoT data and correction data used for fine-tuning and evaluation.

3. Experimental Setup

3.1. Tasks

We undertake experiments on five challenging reasoning tasks, including four mathematical reasoning tasks (GSM8K, MATH, SVAMP and ASDiv) and one common-sense reasoning task (CSQA). Table 1 contains basic statics about the tasks and data (without question evolution)

For GSM8K, MATH and CSQA, we generation correction data based on their training sets. For SVAMP and ASDiv, we take the same training data for GSM8K.

GSM8K (Cobbe et al., 2021) contains high quality linguistically diverse grade school math word problems. It has 7,473 training examples with CoT and 1,319 test cases.

MATH (Hendrycks et al., 2021) examines math reasoning on solving challenging competition mathematics problems. It contains 7,500 training CoT data and 5,000 test cases.

SVAMP (Patel et al., 2021) consists of questions with short NL narratives as state descriptions. For evaluation

Table 2: Our main experimental results (%) on four mathematical reasoning tasks (GSM8K, MATH, SVAMP and ASDiv) and one commonsense reasoning task (CSQA).

| Model | Training | Tasks | | | | |
|--------------------------------------|--------------------------|-------------|-------------|-------------|-------------|-------------|
| | | GSM8K | MATH | SVAMP | ASDiv | CSQA |
| LLaMA-2-70B (Touvron et al., 2023b) | CoT Fine-Tuning | 81.4 | 23.6 | 80.3 | 80.7 | 84.2 |
| | + Learning From Mistakes | 83.5 (+2.1) | 25.0 (+1.4) | 81.6 (+1.3) | 82.2 (+1.5) | 85.3 (+1.1) |
| LLaMA-65B (Touvron et al., 2023a) | CoT Fine-Tuning | 76.2 | 19.7 | 71.9 | 77.4 | 83.1 |
| | + Learning From Mistakes | 77.9 (+1.7) | 20.8 (+1.1) | 72.8 (+0.9) | 77.7 (+0.3) | 84.0 (+0.9) |
| CodeLLaMA-34B (Rozière et al., 2023) | CoT Fine-Tuning | 68.8 | 19.1 | 67.4 | 73.9 | 78.1 |
| | + Learning From Mistakes | 71.7 (+2.9) | 20.4 (+1.3) | 72.0 (+4.6) | 74.4 (+0.5) | 80.8 (+2.7) |
| LLaMA-2-13B (Touvron et al., 2023b) | CoT Fine-Tuning | 62.9 | 12.2 | 58.0 | 67.8 | 80.4 |
| | + Learning From Mistakes | 65.7 (+2.8) | 12.6 (+0.4) | 62.0 (+4.0) | 71.1 (+3.3) | 81.9 (+1.5) |
| LLaMA-2-7B (Touvron et al., 2023b) | CoT Fine-Tuning | 52.6 | 8.7 | 53.0 | 63.8 | 76.9 |
| | + Learning From Mistakes | 54.1 (+1.5) | 9.4 (+0.7) | 54.1 (+1.1) | 65.5 (+1.7) | 78.8 (+1.9) |

on SVAMP, we use the same training data as for GSM8K and take all 1,000 examples in SVAMP as test cases.

ASDiv (Miao et al., 2020) is a diverse math dataset in terms of both language patterns and problem types for evaluating. For evaluation on ASDiv, we use the same training data as for GSM8K and test on 2,084 examples in ASDiv².

CSQA (Talmor et al., 2019) is a question answering dataset for commonsense reasoning. It has 9,741 examples in the training set and 1,221 examples in the dev set. As it does not contain any CoT annotation, we first annotate 4 CoT examples (detailed in Appendix C.2), then take its training set to augment CoT data and generate correction data.

3.2. Data Construction

CoT Data. For GSM8K (also SVAMP and ASDiv), the CoT data contains all training examples of GSM8K and 24,948 augmented reasoning paths. We first generate 30,000 reasoning paths with GPT-4 and filter out 5,052 paths with wrong final answers or unexpected format³. For MATH, the CoT data contains all training examples and 12,509 augmented reasoning paths. We sample 30,000 reasoning paths with GPT-4 and filter out 17,491 paths. For CSQA, we generate 15,000 reasoning paths with GPT-4 and then filter out 4,464 paths.

Correction Data. We utilize multiple LLMs to collect inaccurate reasoning paths, including LLaMA-2 (Touvron et al., 2023b), WizardLM (Xu et al., 2023), Wiz-

ardMath (Luo et al., 2023), Text-Davinci-003 (OpenAI, 2023c), GPT-3.5-Turbo (OpenAI, 2023a) and GPT-4 (OpenAI, 2023b). We take GPT-4 as the corrector model. Finally, we collect 12,523, 6,306, 7,241 mistake-correction data pairs based on the training sets of GSM8K, MATH and CSQA, respectively.

Correction-Centric Evolution. We take 10K bootstrap samples from the questions in our correction data. We utilize GPT-4 to evolve the questions. To generate “ground-truth” answers for the evolved questions, we utilize GPT-4 to sample three answers for each question and conduct a majority voting. The question that leads to three different answers will be filtered. Note that the evolved data will only be used in our explorations in Section 4.2.

3.3. Fine-Tuning and Evaluation

We fine-tune multiple open-source LLMs in the LLaMA (Touvron et al., 2023a), LLaMA-2 (Touvron et al., 2023b), CodeLLaMA (Rozière et al., 2023), WizardMath (Luo et al., 2023) and MetaMath (Yu et al., 2023) families. We utilize QLoRA⁴ (Hu et al., 2022; Dettmers et al., 2023) by default to conduct parameter-efficient fine-tuning (PEFT) for these models. We set low-rank dimension as 64 and dropout rate as 0.05. We set learning rate as 0.0001 for LLMs larger than (or equal to) 34B and 0.0002 for LLMs smaller than 34B. For all LLMs and tasks, we set batch size as 96, train for 2,000 steps, and save checkpoints for every 100 training steps.

For evaluation, we evaluate the performance of all saved checkpoints based on vLLM library⁵ (Kwon et al., 2023)

²The original ASDiv contains 2,305 examples and we filter out non-numerical examples, detailed in Appendix C.1.

³The unexpected format means that the final answer is failed to be extracted from the path with the regular expression.

⁴<https://github.com/artidoro/qlora>.

⁵<https://github.com/vllm-project/vllm>.

Table 3: Math reasoning performances of various LLMs.

| Model | GSM8K | MATH |
|-------------------------------------|-------------|-------------|
| <i>closed-source models</i> | | |
| GPT-4 (OpenAI, 2023b) | 92.0 | 42.5 |
| Claude-2 (Anthropic, 2023) | 88.0 | - |
| Flan-PaLM-2 (Anil et al., 2023) | 84.7 | 33.2 |
| GPT-3.5-Turbo (OpenAI, 2023a) | 80.8 | 34.1 |
| PaLM-2 (Anil et al., 2023) | 80.7 | 34.3 |
| <i>open-source models</i> | | |
| LLaMA-2-7B (Touvron et al., 2023b) | 14.6 | 2.5 |
| Baichuan-2-7B (Yang et al., 2023) | 24.5 | 5.6 |
| SQ-VAE-7B (Wang et al., 2023c) | 40.0 | 7.0 |
| RFT-7B (Yuan et al., 2023) | 50.3 | - |
| Qwen-7B (Alibaba, 2023) | 51.6 | - |
| LLaMA-2-7B + LEMA (ours) | 54.1 | 9.4 |
| WizardMath-7B (Luo et al., 2023) | 54.9 | 10.7 |
| WizardMath-7B + LEMA (ours) | 55.9 | 11.9 |
| LLaMA-2-13B (Touvron et al., 2023b) | 28.7 | 3.9 |
| SQ-VAE-13B (Wang et al., 2023c) | 50.6 | 8.5 |
| Baichuan-2-13B (Yang et al., 2023) | 52.8 | 10.1 |
| RFT-13B (Yuan et al., 2023) | 54.8 | - |
| WizardMath-13B (Luo et al., 2023) | 63.9 | 14.0 |
| LLaMA-2-13B + LEMA (ours) | 65.7 | 12.6 |
| MetaMath-13B (Yu et al., 2023) | 72.3 | 22.4 |
| MetaMath-13B + LEMA (ours) | 73.2 | 22.7 |
| LLaMA-2-70B (Touvron et al., 2023b) | 56.8 | 13.5 |
| RFT-70B (Yuan et al., 2023) | 64.8 | - |
| WizardMath-70B (Luo et al., 2023) | 81.6 | 22.7 |
| MuggleMath-70B (Li et al., 2023a) | 82.3 | - |
| MetaMath-70B (Yu et al., 2023) | 82.3 | 26.6 |
| LLaMA-2-70B + LEMA (ours) | 83.5 | 25.0 |
| WizardMath-70B + LEMA (ours) | 84.2 | 27.1 |
| MetaMath-70B + LEMA (ours) | 85.4 | 26.9 |

and report the accuracy of the best checkpoint. During inference, we set temperature as 0 (i.e., greedy decoding) and max sample length as 2,048. To clarify the influence from random disturbances during training, we provide the performances of the best three checkpoints in Appendix D.1 and the performance curves during the whole training processes in Appendix D.2. We do not add demonstration examples into the prompt for both fine-tuning and evaluation by default. All evaluations are conducted under the same CoT instruction. For models trained with LEMA, we do not generate corrections during evaluations. All our experiments can be conducted on 4 x A100 GPU stations.

Table 4: Performances with different evolution strategies on MATH (full fine-tuning). For both evolution strategies, the number of seed questions is kept the same.

| Model | Method | Acc (%) |
|--|--------------------------------|---------|
| LLaMA-2-70B (Touvron et al., 2023b) | LEMA | 25.3 |
| | + General Evolution | 27.0 |
| | + Correction-Centric Evolution | 28.9 |
| Llemma-34B (Azerbayev et al., 2023) | LEMA | 31.5 |
| | + General Evolution | 33.8 |
| | + Correction-Centric Evolution | 34.9 |

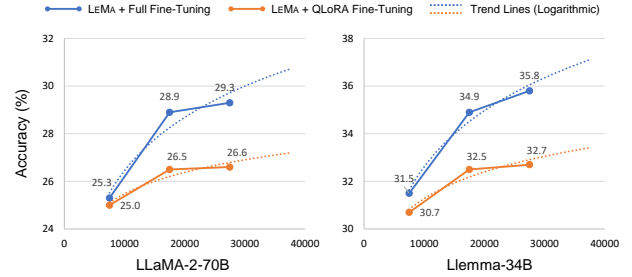


Figure 4: Performance trends of LEMA on MATH with full fine-tuning and QLoRA fine-tuning. The X-axis represents the number of questions for collecting correction data. The dashed trendlines are logarithmically fitted.

4. Results and Analysis

We focus on three main research questions in this section. More results and analysis are contained in Appendix D.

4.1. Can LLMs Learn From Mistakes?

Experimental results in Table 2 and 3 provide strong evidence that LLMs can learn from mistakes.

LEMA consistently improves CoT-alone fine-tuning. Table 2 shows the main experimental results on five challenging reasoning tasks. Compared to fine-tuning on CoT data alone, incorporating correction data during fine-tuning brings improvements across all five backbone LLMs and five tasks. It demonstrates that LEMA can effectively facilitate CoT fine-tuning. Note that SVAMP and ASDiv can be regarded as two out-of-distribution tasks as the training data is constructed based on GSM8K. The gains on these two tasks reflect that the effectiveness of LEMA has a certain extent of generalizability in out-of-distribution scenarios.

A stronger backbone model can be more effective at learning from mistakes. As evidenced in Table 2, LLaMA-2-70B has the highest baseline performances in CoT alone fine-tuning, while maintaining significant im-

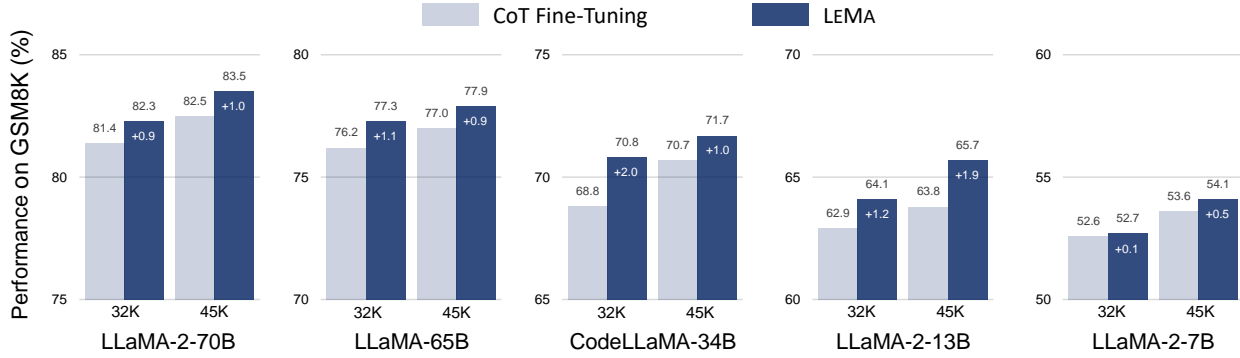


Figure 5: Performances of LEMA and CoT-alone fine-tuning with controlled data sizes (32K and 45K) on GSM8K. For each model and each data size, we mark the gain of LEMA compared to CoT-alone fine-tuning.

provements in all five tasks (an accuracy gain of over 1%) with the help of LEMA. In contrast, for other four less powerful models in Table 2, the improvements from LEMA are occasionally less significant. This comparison suggests that the inherent strength of backbone LLMs can influence how well the models can learn from mistakes.

LEMA can also facilitate specialized LLMs. To adapt generally pre-trained LLMs into the math domain, there have been several specialized LLMs such as WizardMath (Luo et al., 2023) and MetaMath (Yu et al., 2023). We also apply LEMA on these specialized LLMs to further examine its effectiveness. As these models have been already trained on a large amount of CoT data designed for GSM8K and MATH, we directly compare the performance of LEMA with the results reported in the papers for these specialized models. Table 3 shows that LEMA can further improve these specialized LLMs.

Another interesting finding in Table 3 is that the performance of LLaMA-2-70B + LEMA can be comparable with MuggleMath-70B (Li et al., 2023a) and MetaMath-70B (Yu et al., 2023). Note that these two specialized LLMs also take the LLaMA-2-70B as the backbone model while their training data sizes are much larger than LEMA: MuggleMath has $\sim 220K$ CoT data and MetaMath has $\sim 400K$ CoT data, while LEMA only has $\sim 70K$ CoT + correction data for math problems. This comparison implies that incorporating correction data can also contribute to data efficiency. We provide further analysis on data efficiency in Section 4.3.

4.2. How Beneficial is Correction-Centric Evolution?

Table 4 and Figure 4 demonstrate further improvements on the performance of LEMA with incorporating the correction-centric evolution strategy to expand the correction data.

Correction-centric evolution can more effectively improve the performance of LEMA. Table 4 shows the

performance of LEMA with incorporating different evolution strategies. Besides the correction-centric evolution introduced in Section 2.2, we also compare with the general evolution strategy applied in previous work (Xu et al., 2023; Yu et al., 2023; Li et al., 2023a). For a fair comparison, the number of seed questions is kept the same for both evolution strategies (i.e., 10K). Moreover, to build up a stronger baseline, we also tried the Llemma (Azerbayev et al., 2023) model which has been pre-trained on a math-related corpus (such as arXiv papers). We fully fine-tune LLMs as the correction data scale has been much increased⁶.

There are two primary conclusions. First, LEMA can effectively benefit from evolution techniques. It indicates that the performance of LEMA can be further improved by incorporating existing data augmentation techniques. Second, the correction-centric evolution outperforms the general evolution. It demonstrates that moderately difficult questions are more suitable for expanding the correction data.

Evolution techniques can better facilitate LEMA under full fine-tuning. To explore the scaling trend of LEMA, we apply the correction-centric evolution on another 10K sampled seed questions (detailed in Appendix C.4). Figure 4 shows the performance trends of LEMA as the question set expands. It shows that if only the original question-answer pairs in MATH are used (i.e., the initial points in each line), there is no significant difference in the performances of LEMA between full fine-tuning and QLoRA fine-tuning. However, as the question set expands, the performance with full fine-tuning improves significantly, while QLoRA fine-tuning increases only slightly. It indicates that the parameter-efficient fine-tuning can only “digest” a limited scale of correction data. Appendix D.3 provides further analysis.

⁶Appendix C.3 contains the settings for full fine-tuning.

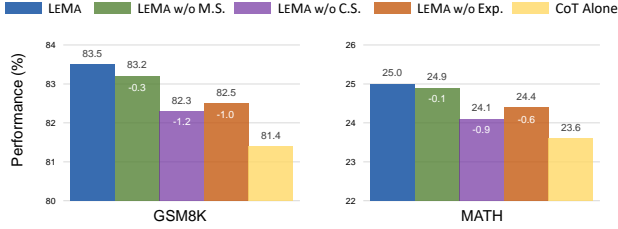


Figure 6: Performance of LEMA with ablations on correction information. The backbone LLM is LLaMA-2-70B. For each ablation setting, we mark the influence on performance compared to the default setting of LEMA.

4.3. How Does LEMA Take Effect?

We mainly explore 1) whether the correction data has non-homogeneous effectiveness with the CoT data, and 2) what corrective information contributes more to LEMA.

The effectiveness of CoT data and correction data are non-homogeneous. If the effectiveness of the two data sources are homogeneous, the gains in Table 2 will be diminished if the data sizes of two fine-tuning settings are controlled as the same. To further validate the effectiveness of correction data, we conduct two ablation studies with controlled data sizes. In default settings, we have about 32K examples for CoT-alone fine-tuning and 45K examples for LEMA. Here are another two controlled settings:

- LEMA-32K. We keep the 13K correction data and randomly remove 13K CoT data.
- CoT-45K. To expand our CoT data, we extract the corrected CoT from each correction example.

Figure 5 shows that LEMA can still bring gains for four out of five backbone LLMs under the same data size. It means that these LLMs do learn extra information from our correction data that is not provided by the CoT data.

It is noteworthy that LEMA-32K achieves performances comparable to that of CoT-45K despite having only $\sim 81\%$ of the training tokens of CoT-45K. It indicates that LEMA also improves the token efficiency compared with using CoT data alone. The only exception is for LLaMA-2-7B. This is consistent with the conclusion in Section 4.1 that a stronger backbone model can more effectively learn from mistakes.

The explanations and corrected reasoning paths play important roles in LEMA. As introduced in Section 2.1, our correction data mainly contains three pieces of information: the mistake step (M.S.), the corrected solution (C.S.), and the explanation to the mistake (Exp.). To evaluate their individual contribution to the LEMA performance, we separately omit each information in our correction data. Figure 6 shows the results: the performance of LEMA drops significantly without the corrected solution or the explanation,

while omitting the mistake step shows less influence to the performance. We suppose it is because the corrected solution and the explanation have implicitly informed which step is incorrect. Therefore, it could be less influential to make the model explicitly identify the position of mistake.

5. Related Work

LLMs with CoT reasoning. Wei et al. (2022) uncovered the emergence of CoT reasoning capability for extremely large language models, and this reasoning capability was then examined in various reasoning-related domains including logical reasoning (Creswell et al., 2022; Pan et al., 2023; Lei et al., 2023), commonsense reasoning (Talmor et al., 2019; Geva et al., 2021; Ahn et al., 2022), and mathematical reasoning (Miao et al., 2020; Koncel-Kedziorski et al., 2016; Patel et al., 2021; Cobbe et al., 2021; Hendrycks et al., 2021). The impressive performance of LLMs in these domains has spurred the research community to further investigate methods for effectively harnessing and enhancing CoT reasoning for LLMs (Wang et al., 2022; Zhou et al., 2022; Creswell & Shanahan, 2022; Li et al., 2023b; Lightman et al., 2023).

Enhancing CoT reasoning for solving mathematical problems. There has been much work dedicated to enhancing the performance of LLMs in solving mathematical problems from various perspectives. Some studies explored the voting or verification methods based on sampling multiple reasoning paths (Wang et al., 2022; Li et al., 2023b; Lightman et al., 2023). Some methods considered to generate executable programs to obtain the final answer or to integrate plug-in tools that facilitate the execution of external APIs during intermediate steps (Jie & Lu, 2023; Wang et al., 2023a; Yue et al., 2023; Azerbayev et al., 2023; Gou et al., 2023). Some work collected math-related corpus such as arXiv papers for pre-training better base models for math (Azerbayev et al., 2023; Wang et al., 2023e). Some work focused on augmenting existing datasets, which expanded training sets or provided external annotations (Magister et al., 2022; Huang et al., 2022; Ho et al., 2022; Li et al., 2022; Luo et al., 2023; Yu et al., 2023; Li et al., 2023a; Liang et al., 2023). From the perspective of the techniques used, this work follows the data augmentation approach.

Data augmentation for mathematical tasks. With the help of advanced LLMs (e.g., GPT-4 and GPT-3.5-Turbo), various methods have been proposed to generate more CoT data for mathematical tasks: Yuan et al. (2023) proposed rejection sampling for augmenting CoT data; Xu et al. (2023) evolved the math questions in the training sets; Li et al. (2023a) applied both query augmentation and response augmentation; Yu et al. (2023) used self-verification and FO-BAR to generate CoT with high diversity. While the effectiveness of CoT data has been well studied, how to improve

mathematical reasoning with other auxiliary data is still under-explored. To this end, there are some preliminary explorations: [Azerbayev et al. \(2023\)](#) and [Yue et al. \(2023\)](#) found that code data can facilitate mathematical reasoning; [Liu et al. \(2023\)](#) and [Wang et al. \(2023d\)](#) constructed re-ranking data or verification data to make the model judge the quality of reasoning paths. This work takes a further step toward leveraging auxiliary data: we propose and examine the effectiveness of mistake-correction data, which informs the model what kind of mistakes could be made in CoT reasoning and how to correct them.

6. Conclusion

This work explores whether the reasoning capabilities of LLMs can be further improved by learning from mistakes. Experimental results and in-depth analysis demonstrate the effectiveness and potential of learning from mistakes.

Impact Statements

Due to the utilization of pre-trained language models, this work could be exposed to some potential risks of ethical issues on general deep learning models (such as social bias and privacy breaches). We hope that the idea of learning from mistakes would facilitate the development of responsible AI models, for instance, on training LLMs to recognize and modify risky generated contents.

Acknowledgments

Shengnan An and Nanning Zheng were supported in part by NSFC under grant No. 62088102. Thank Chen Li at IAIR, Xi'an Jiaotong University for his valuable comments on this work.

References

- Ahn, M., Brohan, A., Brown, N., Chebotar, Y., Cortes, O., David, B., Finn, C., Fu, C., Gopalakrishnan, K., Hausman, K., Herzog, A., Ho, D., Hsu, J., Ibarz, J., Ichter, B., Irpan, A., Jang, E., Ruano, R. J., Jeffrey, K., Jesmonth, S., Joshi, N. J., Julian, R., Kalashnikov, D., Kuang, Y., Lee, K.-H., Levine, S., Lu, Y., Luu, L., Parada, C., Pastor, P., Quiambao, J., Rao, K., Rettinghouse, J., Reyes, D., Sermanet, P., Sievers, N., Tan, C., Toshev, A., Vanhoucke, V., Xia, F., Xiao, T., Xu, P., Xu, S., Yan, M., and Zeng, A. Do as i can, not as i say: Grounding language in robotic affordances, 2022.
- Alibaba. Alibaba open sources qwen, a 7b parameter ai model, 2023. URL <https://www.maginitive.com/article/alibaba-open-sources-qwen-a-7b-\\parameter-ai-model/>.
- An, S., Li, Y., Lin, Z., Liu, Q., Chen, B., Fu, Q., Chen, W., Zheng, N., and Lou, J.-G. Input-tuning: Adapting unfamiliar inputs to frozen pretrained models, 2022.
- Anil, R., Dai, A. M., Firat, O., Johnson, M., Lepikhin, D., Passos, A., Shakeri, S., Taropa, E., Bailey, P., Chen, Z., Chu, E., Clark, J. H., Shafey, L. E., Huang, Y., Meier-Hellstern, K., Mishra, G., Moreira, E., Omernick, M., Robinson, K., Ruder, S., Tay, Y., Xiao, K., Xu, Y., Zhang, Y., Abrego, G. H., Ahn, J., Austin, J., Barham, P., Botha, J., Bradbury, J., Brahma, S., Brooks, K., Catasta, M., Cheng, Y., Cherry, C., Choquette-Choo, C. A., Chowdhery, A., Crepy, C., Dave, S., Dehghani, M., Dev, S., Devlin, J., Díaz, M., Du, N., Dyer, E., Feinberg, V., Feng, F., Fienber, V., Freitag, M., Garcia, X., Gehrmann, S., Gonzalez, L., Gur-Ari, G., Hand, S., Hashemi, H., Hou, L., Howland, J., Hu, A., Hui, J., Hurwitz, J., Isard, M., Ittycheriah, A., Jagielski, M., Jia, W., Kenealy, K., Krikun, M., Kudugunta, S., Lan, C., Lee, K., Lee, B., Li, E., Li, M., Li, W., Li, Y., Li, J., Lim, H., Lin, H., Liu, Z., Liu, F., Maggioni, M., Mahendru, A., Maynez, J., Misra, V., Moussalem, M., Nado, Z., Nham, J., Ni, E., Nystrom, A., Parrish, A., Pellat, M., Polacek, M., Polozov, A., Pope, R., Qiao, S., Reif, E., Richter, B., Riley, P., Ros, A. C., Roy, A., Saeta, B., Samuel, R., Shelby, R., Slone, A., Smilkov, D., So, D. R., Sohn, D., Tokumine, S., Valter, D., Vasudevan, V., Vodrahalli, K., Wang, X., Wang, P., Wang, Z., Wang, T., Wieting, J., Wu, Y., Xu, K., Xu, Y., Xue, L., Yin, P., Yu, J., Zhang, Q., Zheng, S., Zheng, C., Zhou, W., Zhou, D., Petrov, S., and Wu, Y. Palm 2 technical report, 2023.
- Anthropic. Model card and evaluations for claude models, 2023. URL <https://www-files.anthropic.com/production/images/Model-Card-Claude-2.pdf>.
- Artur Niederfahrenheit, K. H. and Ahmad, R. Fine-tuning llms: Lora or full-parameter? an in-depth analysis with llama 2, 2023. URL <https://www.anyscale.com/blog/fine-tuning-llms-lora-or-full-\\parameter-an-in-depth-analysis-\\with-llama-2>.
- Azerbayev, Z., Schoelkopf, H., Paster, K., Santos, M. D., McAleer, S., Jiang, A. Q., Deng, J., Biderman, S., and Welleck, S. Llemma: An open language model for mathematics, 2023.
- Brown, T., Mann, B., Ryder, N., Subbiah, M., Kaplan, J. D., Dhariwal, P., Neelakantan, A., Shyam, P., Sastry, G., Askell, A., et al. Language models are few-shot learners. *Advances in neural information processing systems*, 33: 1877–1901, 2020.

- Cobbe, K., Kosaraju, V., Bavarian, M., Chen, M., Jun, H., Kaiser, L., Plappert, M., Tworek, J., Hilton, J., Nakano, R., et al. Training verifiers to solve math word problems. arXiv preprint arXiv:2110.14168, 2021.
- Creswell, A. and Shanahan, M. Faithful reasoning using large language models. arXiv preprint arXiv:2208.14271, 2022.
- Creswell, A., Shanahan, M., and Higgins, I. Selection-inference: Exploiting large language models for interpretable logical reasoning. In The Eleventh International Conference on Learning Representations, 2022.
- Dettmers, T., Pagnoni, A., Holtzman, A., and Zettlemoyer, L. Qlora: Efficient finetuning of quantized llms. arXiv preprint arXiv:2305.14314, 2023.
- Geva, M., Khashabi, D., Segal, E., Khot, T., Roth, D., and Berant, J. Did Aristotle Use a Laptop? A Question Answering Benchmark with Implicit Reasoning Strategies. Transactions of the Association for Computational Linguistics, 9:346–361, 04 2021. ISSN 2307-387X. doi: 10.1162/tacl_a_00370. URL https://doi.org/10.1162/tacl_a_00370.
- Gou, Z., Shao, Z., Gong, Y., Shen, Y., Yang, Y., Huang, M., Duan, N., and Chen, W. Tora: A tool-integrated reasoning agent for mathematical problem solving, 2023.
- Hendrycks, D., Burns, C., Kadavath, S., Arora, A., Basart, S., Tang, E., Song, D., and Steinhardt, J. Measuring mathematical problem solving with the math dataset. In Thirty-fifth Conference on Neural Information Processing Systems Datasets and Benchmarks Track (Round 2), 2021.
- Ho, N., Schmid, L., and Yun, S.-Y. Large language models are reasoning teachers. arXiv preprint arXiv:2212.10071, 2022.
- Hoffmann, J., Borgeaud, S., Mensch, A., Buchatskaya, E., Cai, T., Rutherford, E., Casas, D. d. L., Hendricks, L. A., Welbl, J., Clark, A., et al. Training compute-optimal large language models. arXiv preprint arXiv:2203.15556, 2022.
- Hu, E. J., Shen, Y., Wallis, P., Allen-Zhu, Z., Li, Y., Wang, S., Wang, L., and Chen, W. LoRA: Low-rank adaptation of large language models. In International Conference on Learning Representations, 2022. URL <https://openreview.net/forum?id=nZeVKeeFYf9>.
- Huang, J., Gu, S. S., Hou, L., Wu, Y., Wang, X., Yu, H., and Han, J. Large language models can self-improve. arXiv preprint arXiv:2210.11610, 2022.
- Huang, J., Chen, X., Mishra, S., Zheng, H. S., Yu, A. W., Song, X., and Zhou, D. Large language models cannot self-correct reasoning yet, 2023.
- Jie, Z. and Lu, W. Leveraging training data in few-shot prompting for numerical reasoning. arXiv preprint arXiv:2305.18170, 2023.
- Koncel-Kedziorski, R., Roy, S., Amini, A., Kushman, N., and Hajishirzi, H. MAWPS: A math word problem repository. In Proceedings of the 2016 Conference of the North American Chapter of the Association for Computational Linguistics: Human Language Technologies, pp. 1152–1157, San Diego, California, June 2016. Association for Computational Linguistics. doi: 10.18653/v1/N16-1136. URL <https://aclanthology.org/N16-1136>.
- Kwon, W., Li, Z., Zhuang, S., Sheng, Y., Zheng, L., Yu, C. H., Gonzalez, J. E., Zhang, H., and Stoica, I. Efficient memory management for large language model serving with pagedattention. In Proceedings of the ACM SIGOPS 29th Symposium on Operating Systems Principles, 2023.
- Lee, H., Phatale, S., Mansoor, H., Mesnard, T., Ferret, J., Lu, K., Bishop, C., Hall, E., Carbune, V., Rastogi, A., and Prakash, S. Rlaif: Scaling reinforcement learning from human feedback with ai feedback, 2023.
- Lei, B., Liao, C., Ding, C., et al. Boosting logical reasoning in large language models through a new framework: The graph of thought. arXiv preprint arXiv:2308.08614, 2023.
- Lester, B., Al-Rfou, R., and Constant, N. The power of scale for parameter-efficient prompt tuning. In Proceedings of the 2021 Conference on Empirical Methods in Natural Language Processing, pp. 3045–3059, 2021.
- Li, C., Yuan, Z., Dong, G., Lu, K., Wu, J., Tan, C., Wang, X., and Zhou, C. Query and response augmentation cannot help out-of-domain math reasoning generalization. arXiv preprint arXiv:2310.05506, 2023a.
- Li, S., Chen, J., Shen, Y., Chen, Z., Zhang, X., Li, Z., Wang, H., Qian, J., Peng, B., Mao, Y., et al. Explanations from large language models make small reasoners better. arXiv preprint arXiv:2210.06726, 2022.
- Li, Y., Lin, Z., Zhang, S., Fu, Q., Chen, B., Lou, J.-G., and Chen, W. Making language models better reasoners with step-aware verifier. In Proceedings of the 61st Annual Meeting of the Association for Computational Linguistics (Volume 1: Long Papers), pp. 5315–5333, 2023b.

- Liang, Z., Yu, W., Rajpurohit, T., Clark, P., Zhang, X., and Kaylan, A. Let gpt be a math tutor: Teaching math word problem solvers with customized exercise generation. arXiv preprint arXiv:2305.14386, 2023.
- Lightman, H., Kosaraju, V., Burda, Y., Edwards, H., Baker, B., Lee, T., Leike, J., Schulman, J., Sutskever, I., and Cobbe, K. Let’s verify step by step, 2023.
- Liu, Y., Singh, A., Freeman, C. D., Co-Reyes, J. D., and Liu, P. J. Improving large language model fine-tuning for solving math problems, 2023.
- Lu, X., Welleck, S., Hessel, J., Jiang, L., Qin, L., West, P., Ammanabrolu, P., and Choi, Y. Quark: Controllable text generation with reinforced unlearning. In Advances in Neural Information Processing Systems, 2022.
- Luo, H., Sun, Q., Xu, C., Zhao, P., Lou, J., Tao, C., Geng, X., Lin, Q., Chen, S., and Zhang, D. Wizard-math: Empowering mathematical reasoning for large language models via reinforced evol-instruct. arXiv preprint arXiv:2308.09583, 2023.
- Magister, L. C., Mallinson, J., Adamek, J., Malmi, E., and Severyn, A. Teaching small language models to reason. arXiv preprint arXiv:2212.08410, 2022.
- Miao, S.-y., Liang, C.-C., and Su, K.-Y. A diverse corpus for evaluating and developing English math word problem solvers. In Proceedings of the 58th Annual Meeting of the Association for Computational Linguistics, pp. 975–984, Online, July 2020. Association for Computational Linguistics. doi: 10.18653/v1/2020.acl-main.92. URL <https://aclanthology.org/2020.acl-main.92>.
- OpenAI. Gpt-3.5 turbo fine-tuning and api updates, 2023a. URL <https://openai.com/blog/gpt-3-5-turbo-fine-tuning-and-api-updates>.
- OpenAI. Gpt-4 technical report, 2023b.
- OpenAI. Openai documentation: Models, 2023c. URL <https://platform.openai.com/docs/models/gpt-3-5>.
- Pan, L., Albalak, A., Wang, X., and Wang, W. Y. Logiclm: Empowering large language models with symbolic solvers for faithful logical reasoning. arXiv preprint arXiv:2305.12295, 2023.
- Patel, A., Bhattamishra, S., and Goyal, N. Are NLP models really able to solve simple math word problems? In Proceedings of the 2021 Conference of the North American Chapter of the Association for Computational Linguistics: Human Language Technologies, pp. 2080–2094, Online, June 2021. Association for Computational Linguistics. doi: 10.18653/v1/2021.naacl-main.168. URL <https://aclanthology.org/2021.naacl-main.168>.
- Qin, C., Zhang, A., Zhang, Z., Chen, J., Yasunaga, M., and Yang, D. Is chatgpt a general-purpose natural language processing task solver? arXiv preprint arXiv:2302.06476, 2023.
- Rafailov, R., Sharma, A., Mitchell, E., Ermon, S., Manning, C. D., and Finn, C. Direct preference optimization: Your language model is secretly a reward model, 2023.
- Rozière, B., Gehring, J., Gloeckle, F., Sootla, S., Gat, I., Tan, X. E., Adi, Y., Liu, J., Remez, T., Rapin, J., Kozhevnikov, A., Evtimov, I., Bitton, J., Bhatt, M., Ferrer, C. C., Grattafiori, A., Xiong, W., Défossez, A., Copet, J., Azhar, F., Touvron, H., Martin, L., Usunier, N., Scialom, T., and Synnaeve, G. Code llama: Open foundation models for code, 2023.
- Shi, F., Suzgun, M., Freitag, M., Wang, X., Srivats, S., Vosoughi, S., Chung, H. W., Tay, Y., Ruder, S., Zhou, D., Das, D., and Wei, J. Language models are multilingual chain-of-thought reasoners. In The Eleventh International Conference on Learning Representations, 2023. URL <https://openreview.net/forum?id=fr3wGCK-IXp>.
- Smith, S., Patwary, M., Norick, B., LeGresley, P., Rajbhandari, S., Casper, J., Liu, Z., Prabhunoy, S., Zerveas, G., Korthikanti, V., et al. Using deepspeed and megatron to train megatron-turing nlg 530b, a large-scale generative language model. arXiv preprint arXiv:2201.11990, 2022.
- Stechly, K., Marquez, M., and Kambhampati, S. Gpt-4 doesn’t know it’s wrong: An analysis of iterative prompting for reasoning problems, 2023.
- Su, Y., Chan, C.-M., Cheng, J., Qin, Y., Lin, Y., Hu, S., Yang, Z., Ding, N., Sun, X., Xie, G., Liu, Z., and Sun, M. Exploring the impact of model scaling on parameter-efficient tuning, 2023.
- Sun, X., Ji, Y., Ma, B., and Li, X. A comparative study between full-parameter and lora-based fine-tuning on chinese instruction data for instruction following large language model, 2023.
- Talmor, A., Herzig, J., Lourie, N., and Berant, J. CommonsenseQA: A question answering challenge targeting commonsense knowledge. In Proceedings of the 2019 Conference of the North American Chapter of the Association for Computational Linguistics: Human Language Technologies, Volume 1 (Long and Short

- Papers), pp. 4149–4158, Minneapolis, Minnesota, June 2019. Association for Computational Linguistics. doi: 10.18653/v1/N19-1421. URL <https://aclanthology.org/N19-1421>.
- Touvron, H., Lavril, T., Izacard, G., Martinet, X., Lachaux, M.-A., Lacroix, T., Rozière, B., Goyal, N., Hambro, E., Azhar, F., Rodriguez, A., Joulin, A., Grave, E., and Lample, G. Llama: Open and efficient foundation language models, 2023a.
- Touvron, H., Martin, L., Stone, K., Albert, P., Almahairi, A., Babaei, Y., Bashlykov, N., Batra, S., Bhargava, P., Bhosale, S., et al. Llama 2: Open foundation and fine-tuned chat models. [arXiv preprint arXiv:2307.09288](https://arxiv.org/abs/2307.09288), 2023b.
- Valmeekam, K., Marquez, M., and Kambhampati, S. Can large language models really improve by self-critiquing their own plans?, 2023.
- Wang, K., Ren, H., Zhou, A., Lu, Z., Luo, S., Shi, W., Zhang, R., Song, L., Zhan, M., and Li, H. Mathcoder: Seamless code integration in llms for enhanced mathematical reasoning, 2023a.
- Wang, R., Zhou, W., and Sachan, M. Let’s synthesize step by step: Iterative dataset synthesis with large language models by extrapolating errors from small models, 2023b.
- Wang, X., Wei, J., Schuurmans, D., Le, Q. V., Chi, E. H., Narang, S., Chowdhery, A., and Zhou, D. Self-consistency improves chain of thought reasoning in language models. In *The Eleventh International Conference on Learning Representations*, 2022.
- Wang, X., Caccia, L., Ostapenko, O., Yuan, X., and Sordoni, A. Guiding language model reasoning with planning tokens. [arXiv preprint arXiv:2310.05707](https://arxiv.org/abs/2310.05707), 2023c.
- Wang, Z., Huang, S., Liu, Y., Wang, J., Song, M., Zhang, Z., Huang, H., Wei, F., Deng, W., Sun, F., and Zhang, Q. Democratizing reasoning ability: Tailored learning from large language model, 2023d.
- Wang, Z., Xia, R., and Liu, P. Generative ai for math: Part i – mathpile: A billion-token-scale pretraining corpus for math, 2023e.
- Wei, J., Wang, X., Schuurmans, D., Bosma, M., Xia, F., Chi, E., Le, Q. V., Zhou, D., et al. Chain-of-thought prompting elicits reasoning in large language models. *Advances in Neural Information Processing Systems*, 35: 24824–24837, 2022.
- Xu, C., Sun, Q., Zheng, K., Geng, X., Zhao, P., Feng, J., Tao, C., and Jiang, D. Wizardlm: Empowering large language models to follow complex instructions, 2023.
- Yang, A., Xiao, B., Wang, B., Zhang, B., Yin, C., Lv, C., Pan, D., Wang, D., Yan, D., Yang, F., et al. Baichuan 2: Open large-scale language models. [arXiv preprint arXiv:2309.10305](https://arxiv.org/abs/2309.10305), 2023.
- Yu, L., Jiang, W., Shi, H., Yu, J., Liu, Z., Zhang, Y., Kwok, J. T., Li, Z., Weller, A., and Liu, W. Metamath: Bootstrap your own mathematical questions for large language models. [arXiv preprint arXiv:2309.12284](https://arxiv.org/abs/2309.12284), 2023.
- Yuan, Z., Yuan, H., Li, C., Dong, G., Tan, C., and Zhou, C. Scaling relationship on learning mathematical reasoning with large language models. [arXiv preprint arXiv:2308.01825](https://arxiv.org/abs/2308.01825), 2023.
- Yue, X., Qu, X., Zhang, G., Fu, Y., Huang, W., Sun, H., Su, Y., and Chen, W. Mammoth: Building math generalist models through hybrid instruction tuning, 2023.
- Zhang, S., Roller, S., Goyal, N., Artetxe, M., Chen, M., Chen, S., Dewan, C., Diab, M., Li, X., Lin, X. V., et al. Opt: Open pre-trained transformer language models. [arXiv preprint arXiv:2205.01068](https://arxiv.org/abs/2205.01068), 2022.
- Zhou, D., Schärli, N., Hou, L., Wei, J., Scales, N., Wang, X., Schuurmans, D., Cui, C., Bousquet, O., Le, Q. V., et al. Least-to-most prompting enables complex reasoning in large language models. In *The Eleventh International Conference on Learning Representations*, 2022.

This is the Appendix of the paper: *Learning From Mistakes Makes LLM Better Reasoner*.

A. Discussion

Here, we discuss further about the insights from our exploration on learning from mistakes.

A.1. LLMs for Self-Correction

Recently, much work has investigated the behavior of advanced LLMs (e.g., GPT-4) on correcting mistakes generated by themselves (Valmeekam et al., 2023; Stechly et al., 2023; Huang et al., 2023). We also conduct further analysis on self-correction performance based on our correction data (detailed in Appendix D.4). These work and our analysis drew the same conclusion: the most powerful LLMs by now still struggle to perform self-correction. To achieve more reliable utilization of self-correction, we think that there are mainly three directions. (1) Inject external supervision to verify the correcting process, such as using the labeled final answers (which is applied in our work) or incorporating human feedback. (2) Train a process-based verifier to judge the quality of self-correction process. Lightman et al. (2023) has demonstrated the great potential of verifier-based method. (3) Develop trust-worth LLMs that can at least honestly tell us what it can solve and what does not.

A.2. Training with Feedback

To align the behavior of LLMs with human expectations, existing work has tried to collect feedback for the model-generated contents and inject these feedback back into the model through various techniques, such as PPO (Lu et al., 2022), RLHF (OpenAI, 2023b) and DPO (Rafailov et al., 2023). To reduce human efforts on annotation, some recent work tried to use LLMs to generate feedback, such as RLAIIF (Lee et al., 2023). From this view, LEMA can also be regarded as injecting the feedback from more powerful LLMs (i.e., GPT-4) into smaller models (e.g., LLaMA). We highlight one difference here: the injection process of LEMA is just implemented with instruction-based fine-tuning rather than RL-based methods. It sheds light that for large pre-trained models, it can directly and effectively learn from the comparison between unexpected and expected contents through the input-output fine-tuning process. This can much save the researchers effort to specially design the learning algorithms.

A.3. Learning From The World Model

Recent advancements in LLMs have enabled them to perform a step-by-step approach in problem-solving. However, this multi-step generation process does not inherently imply that LLMs possess strong reasoning capabilities, as they may merely emulate the superficial behavior of human reasoning without genuinely comprehending the underlying logic and rules necessary for precise reasoning. This incomprehension results in mistakes during the reasoning process and necessitates the assistance of a "world model" that possesses a consciousness prior about the logic and rules governing the real world. From this perspective, our LEMA framework employs GPT-4 as a "world model" to teach smaller models in adhering to these logic and rules, rather than merely mimicking the step-by-step behavior.

B. Additional Examples

B.1. Examples in Human Evaluation

Figure 13 illustrates the quality levels of three example corrections.

B.2. Input-Output Formats for Fine-Tuning

Figure 7 illustrate the input-output formats of CoT data and correction data, respectively. Note that during the fine-tuning process, the input part serves as a prompt and only the loss in the output part participates in the back-propagation.

B.3. Evolution Prompt

Figure 8 illustrates our prompt used for evolving new questions from the given seed question.

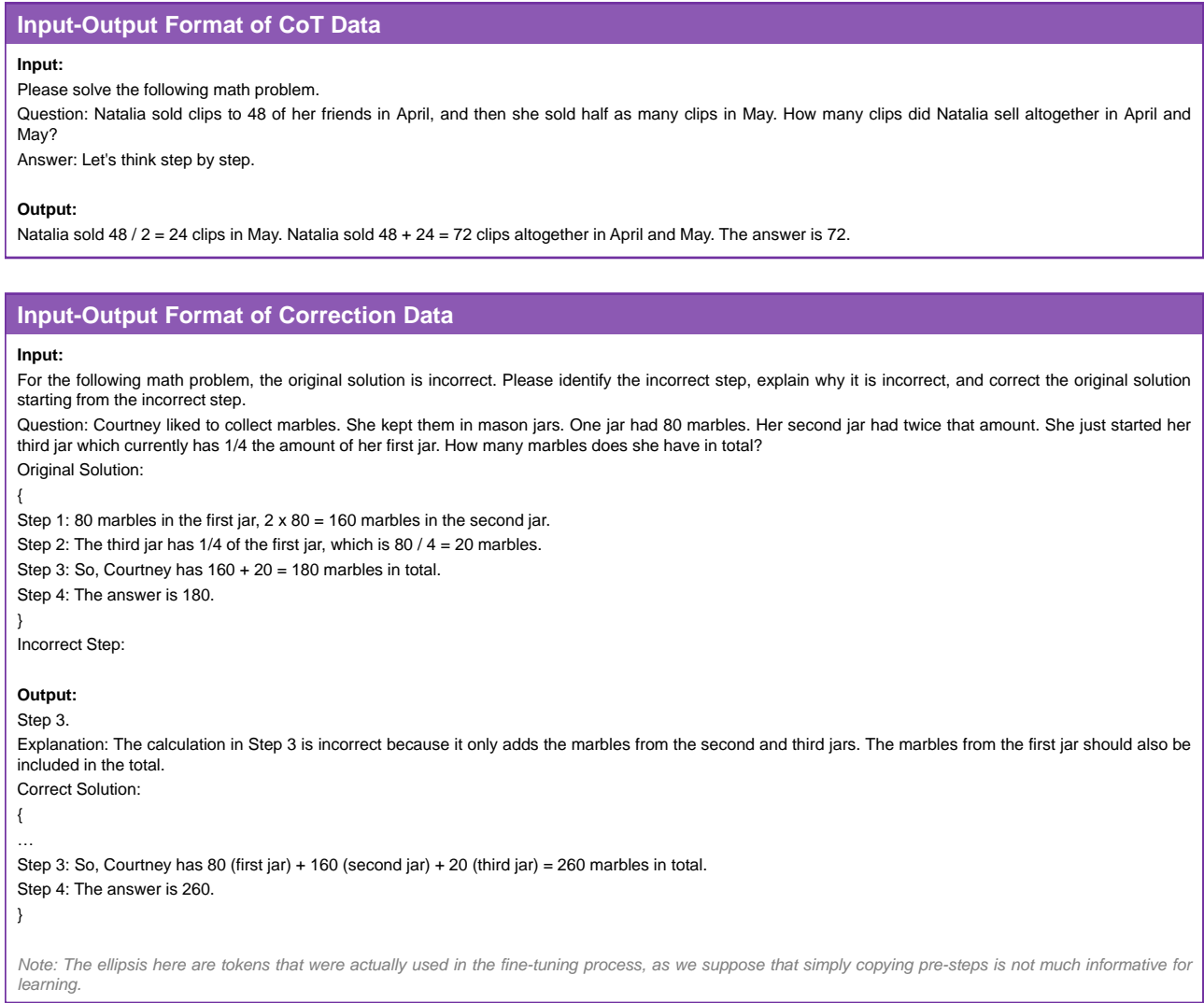


Figure 7: The input-output formats for our CoT data and correction data, respectively. The input part serves as a prompt and only the loss in the output part participates in the back-propagation.

C. More Details For Experimental Setup

C.1. Evaluation on ASDiv

As mentioned in our setup, the original version of ASDiv contains 2,305 questions and part of them lead to non-numerical answers. For instance, for the question “Mrs. Hilt has two pennies, two dimes, and two nickels. Jacob has four pennies, one nickel, and one dime. Who has more money?”, the answer is the string value “Mrs. Hilt”; for the question “Tessa has 4 apples. Anita gave her 5 more. She needs 10 apples to make a pie. Does she have enough to make a pie?”, the answer is a Boolean value “False”. As our models are trained on data derived from GSM8K where questions are all leading to numerical answers, it is reasonable that these models can not generate non-numerical answers. Therefore, for evaluation on ASDiv, we filter out questions with non-numerical answers and finally leave 2,084 questions. Specifically, for the question-answer pair in ASDiv, it will be filtered out if the answer can not be successfully recognized by the Python function `float(·)`.

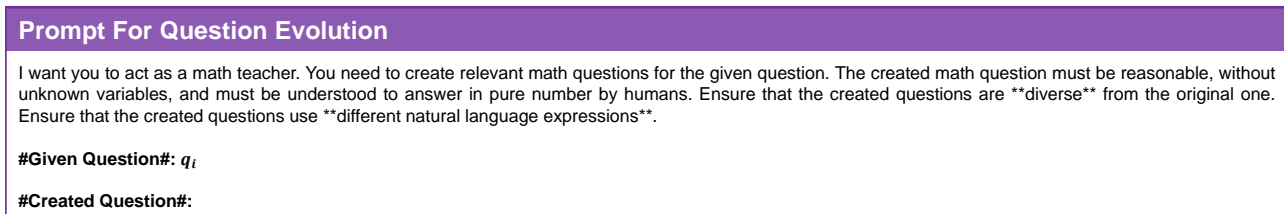


Figure 8: The prompt for evolving questions.

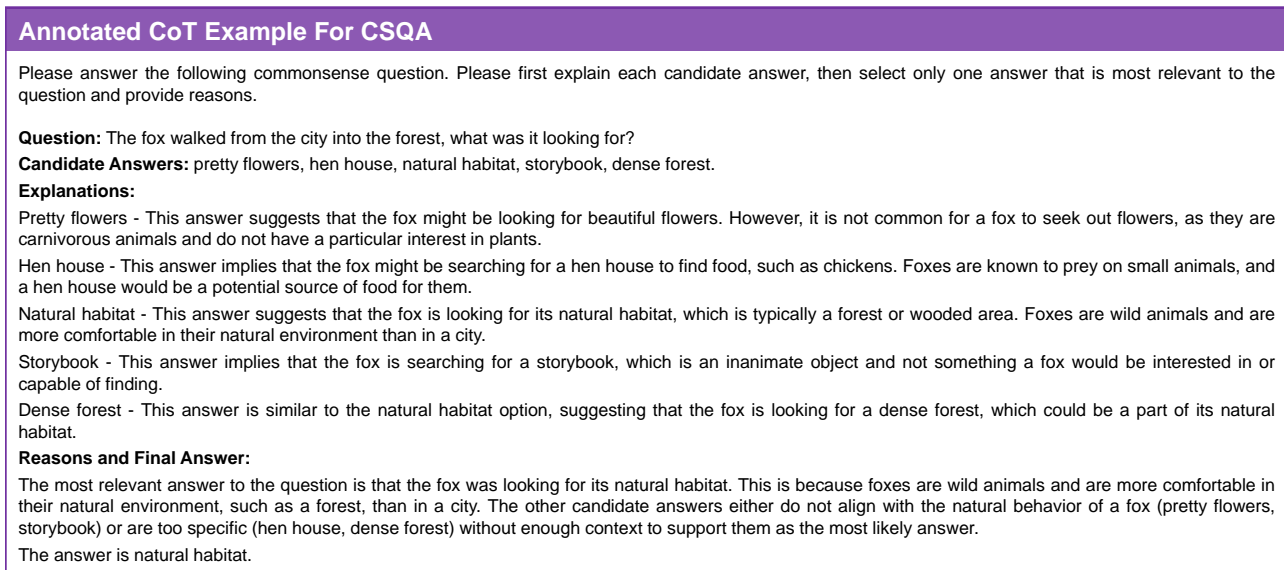


Figure 9: One annotated CoT example for CSQA.

C.2. Data Construction For CSQA

The original training examples in CSQA only contain the labeled final answers without rationales. Therefore, we need to generate CoT for the training examples. We first annotate rationales for four training examples. Figure 9 shows one annotated example. Specifically, the CoT contain three parts: the explanation to each candidate answers, the predicted final answer, and the reason to choose this answer. Then, we utilize GPT-4 to generate rationales for other training examples and filter out rationales that do not contain the correct final answers. For generating correction data, we do not require GPT-4 to explicitly identify the position of mistake. It is because the CoT for commonsense questions does not exhibit a clear step-wise manner, and our ablation study on math tasks have showed that this information is less influential to the final performance.

C.3. Full Fine-Tuning Setting

For fully fine-tuning LLaMA-2-70B and Llemma-34B, the learning rate is $1e-5$ and the batch size is 128. We fine-tune LLaMA-2-70B for 3 epochs and Llemma-34B for 2 epochs. The evaluation results are reported on the final checkpoints. Other setting are kept the same in Section 3.3.

C.4. Another Round of Correction-Centric Evolution

To explore the scaling trend of LEMA, we take another round of correction-centric evolution to expand correction data. The second round takes the same 10K seed questions as the first round. The only difference is that we replace the vanilla model as the fine-tuned models from the first round to collect inaccurate reasoning paths.

Table 5: Performances of the **best three checkpoints** saved during the fine-tuning process and the average of three results.

| Model | Training | GSM8K | | MATH | |
|--------------------------------------|--------------------------|--------------------|-------------|--------------------|-------------|
| | | 1st / 2nd / 3rd | Avg. | 1st / 2nd / 3rd | Avg. |
| LLaMA-2-70B (Touvron et al., 2023b) | CoT Fine-Tuning | 81.4 / 81.3 / 81.1 | 81.3 | 23.6 / 23.2 / 23.2 | 23.2 |
| | + Learning From Mistakes | 83.5 / 83.4 / 83.2 | 83.4 (+2.1) | 25.0 / 25.0 / 24.6 | 24.9 (+1.7) |
| LLaMA-65B (Touvron et al., 2023a) | CoT Fine-Tuning | 76.2 / 76.2 / 75.7 | 76.0 | 19.7 / 19.7 / 19.2 | 19.5 |
| | + Learning From Mistakes | 77.9 / 77.3 / 77.2 | 77.5 (+1.5) | 20.8 / 20.3 / 20.2 | 20.4 (+0.9) |
| CodeLLaMA-34B (Rozière et al., 2023) | CoT Fine-Tuning | 68.8 / 68.5 / 68.2 | 68.5 | 19.1 / 19.0 / 18.9 | 19.0 |
| | + Learning From Mistakes | 71.7 / 71.0 / 70.9 | 71.2 (+2.7) | 20.4 / 20.2 / 20.0 | 20.2 (+1.2) |
| LLaMA-2-13B (Touvron et al., 2023b) | CoT Fine-Tuning | 62.9 / 62.7 / 62.7 | 62.8 | 12.2 / 11.9 / 11.8 | 12.0 |
| | + Learning From Mistakes | 65.7 / 65.2 / 65.0 | 65.3 (+2.5) | 12.6 / 12.6 / 12.4 | 12.5 (+0.5) |
| LLaMA-2-7B (Touvron et al., 2023b) | CoT Fine-Tuning | 52.6 / 52.5 / 52.5 | 52.5 | 8.7 / 8.5 / 8.5 | 8.6 |
| | + Learning From Mistakes | 54.1 / 53.7 / 53.6 | 53.8 (+1.3) | 9.4 / 8.9 / 8.8 | 9.0 (+0.4) |

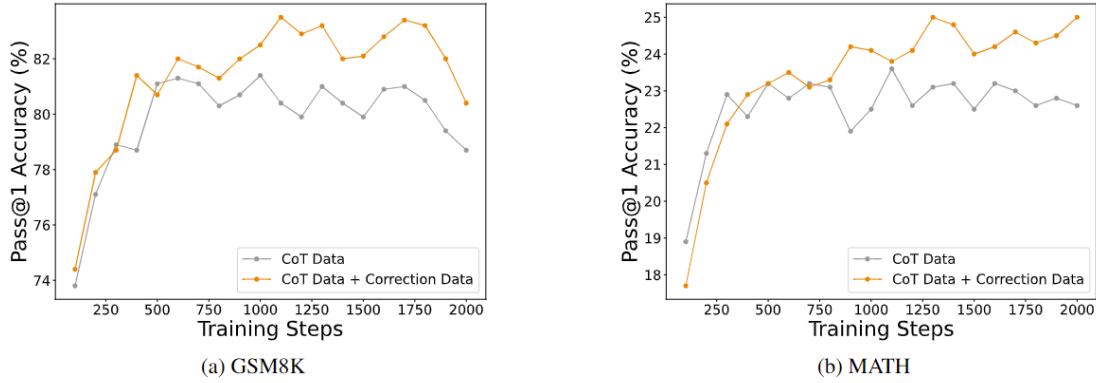


Figure 10: The performance curves of LLaMA-2-70B during 2,000 fine-tuning steps.

D. More Results and Analysis

D.1. Performances of Best Three Checkpoints

Table 5 shows the performances of the best three checkpoints saved during the fine-tuning process along with the average of three results. It demonstrates that our main results are not caused by soem random disturbances during training.

D.2. Training Curves

Figure 10 shows the performance curves of LLaMA-2-70B during 2,000 fine-tuning steps. It shows that adding correction data leads to clear improvements during training. These consistent improvements demonstrate that the effectiveness of our correction data is robust to the random disturbances during training.

D.3. Additional Analysis to LEMA

LEMA can still bring improvements to CoT fine-tuning if the distributions of questions are controlled the same. In our default setting, correction data contains more challenging questions that can not be easily solved by various LLMs. This leads to a distribution shift on the difficulty of questions in training data. As Wang et al. (2023b) indicated that this distribution shift can also benefit fine-tuning LLMs, we also mitigate the influence from question distribution shift to further clarify the effectiveness of LEMA. Our ablation setting CoT-45K can be used to clarify this point: its additional CoT data are just converted from correction data, thus the question distributions of CoT-45K and our default LEMA-45K are exactly the same. Therefore, the results in Figure 5 under 45K data size demonstrate that LEMA still outperforms CoT-alone fine-tuning

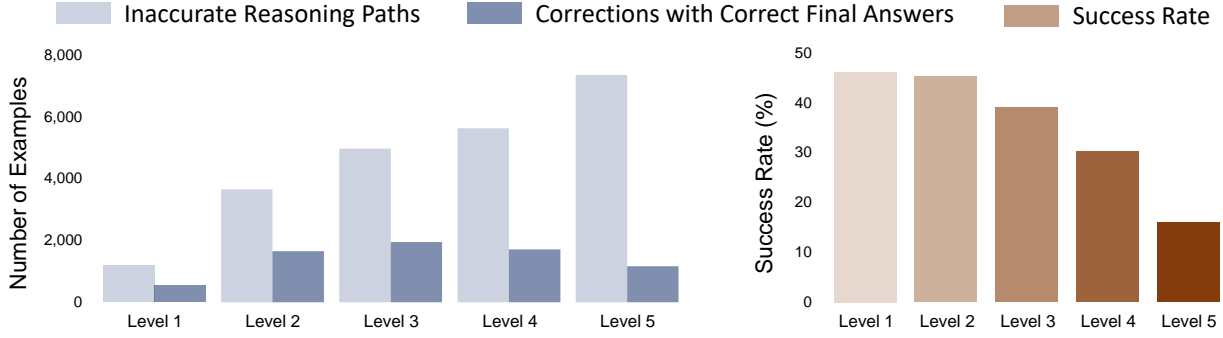


Figure 11: Statistics of generated correction data according to different difficulty levels in MATH. **Left:** The number of collected inaccurate reasoning paths and generated corrections with correct final answers under different difficulty levels. **Right:** The success rate for correcting inaccurate reasoning paths under different difficulty levels.

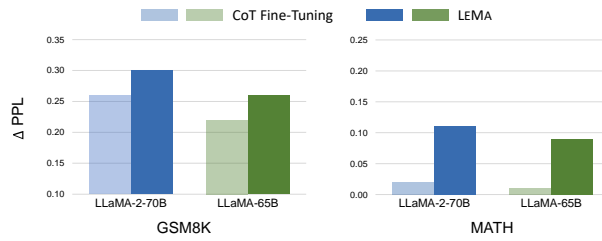


Figure 12: The differences between the PPLs (ΔPPL) on mistaken CoT and correct CoT. A higher difference indicate that the model can better avoid the mistakes.

when the influence from question distribution shift is kept the same.

QLoRA fine-tuning cannot fully “digest” a large amount of correction data. As shown in Figure 4, as the correction data expands, the gap between full-fine-tuning and QLoRA fine-tuning increases. Such an observation is not well aligned with the conclusions of some existing work. Some work indicated that if the model size is large enough, parameter-efficient fine-tuning (PEFT) can achieve comparable performance with fine-tuning (Lester et al., 2021; An et al., 2022; Sun et al., 2023; Su et al., 2023; Artur Niederfahnenhorst & Ahmad, 2023). We suppose the property of correction data causes the inconsistency in observations. Specifically, correction data is just auxiliary data that do not directly contribute to the in-task training. We suppose that models with PEFT can “eat” a large amount of correction data but cannot fully “digest” them. As a results, the training on correction data with PEFT might not effectively contribute to the forward reasoning process.

The comparison learned in the correction data also influences the CoT generation. During training on the correction data, LLMs could be aware of the comparison between the correct and incorrect CoT. We suppose such kind of comparison can take effect during CoT generation. Based on this intuition, we evaluate the differences between PPLs defined as follows,

$$\Delta PPL(\mathcal{C}; \theta) = \frac{1}{|\mathcal{C}|} \sum_{(q_i, \tilde{r}_i, c_i) \in \mathcal{C}} [\text{PPL}(\tilde{r}_i | q_i; \theta) - \text{PPL}(r_i | q_i; \theta)],$$

where \mathcal{C} is a set of correction data, θ represents the model parameters after fine-tuning, $\text{PPL}(y|x; \theta)$ returns the perplexity on y with x as the context, \tilde{r}_i is one mistaken CoT for the question q_i , and r_i is the correct CoT extracted from the correction c_i . We calculate ΔPPL for fine-tuned LLaMA-2-70B and LLaMA-65B, based on the correction data for GSM8K and MATH. Figure 12 shows ΔPPL for different fine-tuned models. It shows that LEMA consistently leads to a higher ΔPPL than CoT-alone fine-tuning.

D.4. Further Analysis on Corrector

In our default setting, we take GPT-4 as the corrector model and our human evaluation in Section 2.1 supports this choice. In the following, we provide further analysis on the choice and behavior of the corrector model. Specifically, we want to

answer the following research questions: **RQ1:** Can we use a less powerful model as the corrector model? **RQ2:** How well does GPT-4 perform in self-correction? **RQ3:** How well does GPT-4 correct inaccurate reasoning paths for challenging questions?

Less powerful models are not suitable for generating corrections. Despite GPT-4, we have also tried leveraging GPT-3.5-Turbo as the corrector model and assess the quality of generated corrections. We take another round of human evaluation on 20 corrections generated by GPT-3.5-Turbo and find that nearly half are of poor quality. Therefore, we just call GPT-4 for correction generation although it is much more expensive than GPT-3.5-Turbo. We believe it is a valuable research direction to explore how to generate high-quality corrections without GPT-4.

GPT-4 can correct its own mistakes but with a low success rate. Specifically, for 2,696 inaccurate reasoning paths generated by GPT-4 on MATH training set, we finally get 217 corrections with correct final answers. It means that GPT-4 only achieves 8.0% success rate for self-correction. Compared with this low success rate for self-correction, GPT-4 can more effectively correct mistakes from less powerful models, such as LLaMA-2-70B (37.5% success rate on MATH) and GPT-3.5-Turbo (26.9% success rate on MATH). One possible reason for the low success rate of self-correction is that the mistakes generated by GPT-4 are from more challenging questions, thus these mistakes are naturally harder for correcting.

GPT-4 still struggles to correct inaccurate reasoning paths for challenging questions. The math problems in MATH can be categorized into five levels of difficulty: Level 1 for the easiest problems and Level 5 for the most challenging ones. Figure 11 shows statistics of our correction data on MATH according to different difficulty levels. As the difficulty increased from Level 1 to Level 5, the number of collected inaccurate reasoning paths increased, while the number of correct corrections (i.e., corrections for which the final answer is correct) first increases and then decreases. We also calculate the success rate for correcting mistakes under each difficulty level, dividing the number of correct corrections by the total number of collected reasoning paths. Figure 11 shows that the success rate significantly drops with increasing the difficulty. These statistics reveals that there is still huge room for improving contemporary LLMs on correcting mistakes.

Generated Correction (Excellent)

Question: Courtney liked to collect marbles. She kept them in mason jars. One jar had 80 marbles. Her second jar had twice that amount. She just started her third jar which currently has 1/4 the amount of her first jar. How many marbles does she have in total?

Original Solution:

Step 1: 80 marbles in the first jar, $2 \times 80 = 160$ marbles in the second jar.

Step 2: The third jar has 1/4 of the first jar, which is $80 / 4 = 20$ marbles.

Step 3: So, Courtney has $160 + 20 = 180$ marbles in total.

Step 4: The answer is 180.

Incorrect Step: Step 3.

Explanation: The calculation in Step 3 is incorrect because it only adds the marbles from the second and third jars. The marbles from the first jar should also be included in the total.

Correct Solution:

...

Step 3: So, Courtney has 80 (first jar) + 160 (second jar) + 20 (third jar) = 260 marbles in total.

Step 4: The answer is 260.

Generated Correction (Good)

Question: Johnny is a dog walker. He can walk 3 dogs at once. He gets paid \$15 for a 30-minute walk and \$20 for a 60-minute walk. Johnny works for 4 hours per day. If he always walks the maximum number of dogs possible and 6 dogs have 60-minute walks per day, how much money does he make in a week where he works 5 days?

Original Solution:

Step 1: 4 hours per day * 5 days = 20 hours per week.

Step 2: Johnny can walk 3 dogs at once, so he can walk $20 / 3 = 6$ three-dog walks per day.

...

Step 6: The answer is \$360.

Incorrect Step: Step 2.

Explanation: The incorrect step is Step 2. The calculation used in this step is not correct for finding the number of three-dog walks per day. Instead, we should calculate the number of 30-minute and 60-minute walks Johnny does.

Correct Solution:

...

Step 2: Johnny works for 4 hours per day, which is 240 minutes. He walks 6 dogs for 60 minutes each, which takes 120 minutes. This leaves 120 minutes for 30-minute walks.

...

Step 6: The answer is 1500.

Note: The explanation is reasonable and the final answer is correct. But the new solution has issues on continuity: the new Step 2 does not exactly follow the original Step 1.

Generated Correction (Poor)

Question: Tom, Tim, and Paul are collecting photos of cars. Paul has 10 photos more than Tim. Tim has one hundred photos less than the total amount of photos which is 152. How many photos does Tom have?

Original Solution:

Step 1: $152 - 100 = 52$.

Step 2: Tom has 52 photos.

Step 3: The answer is 52.

Incorrect Step: Step 1.

Explanation: The step is incorrect because it subtracts 100 from the total number of photos (152) to find the number of photos Tim has. However, the problem states that Tim has 100 photos less than the total amount of photos, not the total amount of photos minus 100.

Correct Solution:

...

Step 5: The answer is 38.

Note: Step 1 is correct and the mistake step is Step 2, because Tim, not Tom, has 52 photos.

Figure 13: Some examples of generated corrections and their quality levels under our human evaluation.