

# Emotional Theory of Mind: Bridging Fast Visual Processing with Slow Linguistic Reasoning

Yasaman Etesam and Ozge Nilay Yalcin and Chuxuan Zhang and Angelica Lim

Simon Fraser University, BC, Canada

yetesam@sfu.ca, oyalcin@sfu.ca, cza152@sfu.ca, angelica@sfu.ca

<https://rosielab.github.io/Fast-and-Slow/>

## Abstract

The emotional theory of mind problem in images is an emotion recognition task, specifically asking "How does the person in the bounding box feel?" Facial expressions, body pose, contextual information and implicit commonsense knowledge all contribute to the difficulty of the task, making this task currently one of the hardest problems in affective computing. The goal of this work is to evaluate the emotional commonsense knowledge embedded in recent large vision language models (CLIP, LLaVA) and large language models (GPT-3.5) on the Emotions in Context (EMOTIC) dataset. In order to evaluate a purely text-based language model on images, we construct "narrative captions" relevant to emotion perception, using a set of 872 physical social signal descriptions related to 26 emotional categories, along with 224 labels for emotionally salient environmental contexts, sourced from writer's guides for character expressions and settings. We evaluate the use of the resulting captions in an image-to-language-to-emotion task. Experiments using zero-shot vision-language models on EMOTIC show that combining "fast" and "slow" reasoning is a promising way forward to improve emotion recognition systems. Nevertheless, a gap remains in the zero-shot emotional theory of mind task compared to prior work trained on the EMOTIC dataset.

## 1 Introduction

Imagine a photo depicting a mother looking up from a swimming pool at her 4-year old daughter perched at the edge of a high diving board. How does this person feel? Traditional computer vision approaches might detect the swimming activity and infer that she feels a positive emotion. However, considering her perspective on the invisible consequences of the diving activity, including the possibility of her daughter falling off the diving board, a more plausible emotion would be fear. Humans



Figure 1: Fast frameworks might perceive the body pose with raised arms and predict the emotions of 'surprise' and 'fear'. Slow networks could further reason about context and future implications.

have the ability to deftly combine their fast and slow thinking (Mojasevic, 2016) to perform emotional theory of mind. This phenomenon is also known under the concepts of affective and cognitive empathy (Reniers et al., 2011) which relate to primary and secondary emotions. Vision language models with contextual language abilities, such as LLaVA (Liu et al., 2023), may unlock the potential for more accurate image understanding for the theory of mind problem, since they can combine both fast visual processing and slower, cognitive and linguistic processing (see Fig. 1).

Indeed, our ability to recognize emotions allow us to understand one another, build successful long-term social relationships, and interact in socially appropriate ways. Equipping our technologies with emotion recognition capabilities can help us improve and facilitate human-machine interactions (Picard, 2000). However, emotion recognition systems today still suffer from poor performance (Barrett et al., 2019) due to the complexity of the task. This innate and seemingly effortless capability re-

quires understanding of the causal relations, contextual information, social relationships as well as using theory of mind for us to infer why someone might be feeling that way. Many image-based emotion recognition systems focus solely on using facial or body features (Pantic and Rothkrantz, 2000; Schindler et al., 2008), which can have low accuracy in the absence of contextual information (Barrett et al., 2011; Barrett, 2017).

The Affective Computing research community has been moving towards creating datasets and building models that includes or make use of contextual information. The EMOTIC dataset is a recent example that was introduced to exemplify this problem, by including contextual and environmental factors to the recognition of emotions in still images (Kosti et al., 2019). It is found that the inclusion of this contextual information beyond facial features significantly improves the accuracy of the emotion recognition models (Le et al., 2022; Mittal et al., 2020; Wang et al., 2022). However, making use of this information to infer the emotions of others requires commonsense knowledge and high-level cognitive capabilities such as reasoning and theory of mind (Ong et al., 2019).

Large Language Models (LLMs) that are based on the Transformer architecture (Vaswani et al., 2017) have been recently shown to excel at Natural Language Processing (NLP) tasks (Brown et al., 2020; Chowdhery et al., 2022) and could provide us a way to achieve emotional theory of mind through linguistic descriptors. Providing an efficient way of processing sequenced data, and further introducing additional methods based on transformer encoder/decoder structures and pre-training techniques (Devlin et al., 2018; Radford et al., 2019), LLMs gained success in increasing accuracy and efficiency in NLP problems including multimodal tasks such as Visual Question Answering (Antol et al., 2015) and Caption Generation (Vinyals et al., 2015). Recently, they have been also used in commonsense reasoning (Sap et al., 2019; Bisk et al., 2020; Li et al., 2022), emotional inference (Mao et al., 2022) and theory of mind (Sap et al., 2022) tasks, however their capabilities on emotional theory of mind in visual emotion recognition tasks have not been explored.

Until now, images of humans experiencing emotions have been analyzed based on immediately visible characteristics (e.g. face, body, activity and physical relationships) (Kosti et al., 2019), with results that struggle to access second order thinking

of non-visible consequences. In this paper, we focus on a multi-label, contextual emotional theory of mind task by creating a pipeline that includes caption generation and LLMs. Towards visual grounding of text, we use a vision language model (CLIP) to generate explainable linguistic descriptions of a target person in images using physical signals, action descriptors and location information. We then use an LLM (GPT-3.5) to reason about the generated narrative text and predict the possible emotions that person might be feeling.

The contributions of this paper are as follows:

- Introduce *narrative captions* (NarraCaps), an interpretable textual representation for images of people experiencing an emotion;
- Compared a “Fast” (CLIP) visual framework to “Fast and Slow” visual and language reasoning frameworks (NarraCaps + LLM, ExpansionNet + LLM, LLaVA) for contextual emotional understanding
- Evaluate more than 850 social cues to construct narrative captions and perform a large-scale visual emotional theory of mind task.

## 2 Related Work

Most of the prior work on image emotion recognition (Ko, 2018; Mellouk and Handouzi, 2020) focuses on human faces, using facial action coding units (FACS) (Ekman and Friesen, 1976) that make use of geometry based or appearance features to predict emotions in usually a few number of emotion categories such as happy, sad, angry (Ekman and Friesen, 1971). Others also focus on body posture (Schindler et al., 2008). However, the affective computing community has been acknowledging that facial and posture information alone would not be sufficient to understand the emotional state of a person, and humans rely on contextual information to understand the social and causal relationship (Barrett et al., 2011). Different from estimating the affect or sentiment related to images including in art, landscapes, and objects (Zhao et al., 2021; You et al., 2016; Achlioptas et al., 2021; Zhao et al., 2016; Yang et al., 2021), the task of visual emotional theory of mind is distinct and its mechanisms poorly understood even within the affective science and social psychology community.

*Emotional theory of mind in context.* Subsequently, work in emotional theory of mind (in this paper, also referred to as emotion recognition) has

been focusing on the inclusion of contextual information in addition to the facial or posture information in recent years. Early datasets such as HAPPEI (Dhall et al., 2013) proposed, for instance, emotion annotation for groups of people. More recently, the EMOTIC dataset (Kosti et al., 2019) was developed as multilabel dataset containing 26 categories of emotions, 18,316 images and 23,788 annotated people. The related emotion recognition task is to provide a list of emotion labels that matches those chosen by 3 annotators, responding to the question of, "How does the person in the bounding box feel?". In approximately 25% of the person targets, the face was not visible, underscoring the role of context in estimating the emotion of a person in the image. The phrase "emotional theory of mind" is used here to clarify that we are not estimating the sentiment or emotional content of an image, but estimating the emotion of a particular person contained in the image.

*Vision-based approaches for contextual emotion estimation.* A number of computer vision approaches have been developed in response to the release of the EMOTIC dataset. The EMOTIC baseline estimation method used a CNN to extract features from the target human, as well as global features over the entire image, and incorporate the two sources using a fusion network (Kosti et al., 2019). This resulted in a mean average precision (mAP) of 28.33 over all 26 categories. Subsequent fusion methods incorporated body and context visual information (Huang et al., 2021) at global or local scales (Le et al., 2022), investigated contextual videos (Lee et al., 2019), or worked to improve subsets of the EMOTIC dataset, such as (Thuseethan et al., 2021) which considered the photos only including two people. In PERI (Mittel and Tripathi, 2023), the modulation of attention at various levels within their feature extraction network using feature masks, resulted in an mAP of 33.33. To the extent of our knowledge, the current best approach was Emoticon proposed by Mittal et al. (2020), which explored the use of graph convolutional networks and image depth maps, the found that the use of depth maps could improve the mAP to 35.48. Overall, the latest results leave room for improvement, especially among negative emotions including anger, aversion, pain, and embarrassment.

*Large language models and theory of mind.* Recent investigations into large language models (LLMs) have uncovered some latent capabilities of LLMs for social intelligence, including some

subtasks on emotion inference (Mao et al., 2022). Emotional theory of mind tasks using language tend to focus on appraisal based reasoning on emotions, inferring based on a sequence of events. For instance, among other social intelligence tasks, Sap et al. (2022) explored how a language model could respond to an emotional event, e.g. "Although Taylor was older and stronger, they lost to Alex in the wrestling match. How does Alex feel?" Their findings suggested some level of social and emotional intelligence in LLMs, finding the best performance with GPT-3-davinci. While emotion and mental state inference remains an elusive goal for AI systems (Choi, 2022), this compelling result suggests an avenue for exploring the contextual emotion recognition problem using natural language as an intermediary.

*Vision language models.* One natural approach to link the visual emotional theory of mind task to the capabilities language language models is to explore the large body of work in image captioning (Stefanini et al., 2022) and visual question and answering (Zhu et al., 2016). Early work related to emotional captions included Senticap (Mathews et al., 2016) and Semstyle (Mathews et al., 2018) which focused on the emotional style of the resulting caption, rather than an emotional theory of mind task. For example, a caption with sentiment generated by Senticap changed the neutral phrase, "A motorcycle parked behind a truck on a green field." to "A beat up, rusty motorcycle on unmowed grass by a truck and trailer." More recent self-supervised vision language models such as Visual-GPT (Chen et al., 2022) for image captioning and CLIP (Radford et al., 2021; Cornia et al., 2021) provide "unreasonably effective" zero-shot captioning (Barraco et al., 2022) on datasets of images and their captions including images of everyday activities and objects. Amidst the success of visual language models, the opportunity still remains to generate captions that describe details relevant to understanding the emotional state of the person in the image.

*Natural language and emotional theory of mind.* Language is a fundamental element in emotion and it plays a crucial role in emotion perception (Lindquist et al., 2015; Lieberman et al., 2007; Lindquist et al., 2006; Lindquist and Gendron, 2013; Gendron et al., 2012). In NLP, significant work has focused on automatic sentiment detection that focuses on text polarity (positive or negative); a review is available in (Nandwani and Verma, 2021),

and is out of the scope of this paper. Instead, we focus on the body of work in English literature that discusses how writers use empathy to describe characters, their actions and external cues, and “seek to evoke feelings in readers employing the powers of narrativity.” (Keen and Keen, 2015). Writing textbooks such as *The Emotion Thesaurus* (Puglisi and Ackerman, 2019) provide suggestions for sets of visual cues or actions that support emotional evocation, as a guide for allowing readers to imagine the most relevant features of the person in the scene. For example, to evoke curiosity (see Table 7), a writer may narrate, “she tilted the head to the side, leaning forward, eyebrows furrowing” or “she raised her eyebrows and her body posture perked up.” To the best of our knowledge, a gap in the emotional theory of mind task remains in testing how large language models (LLMs) and language-vision models (LVMs) could be used to describe and reason upon a visual snapshot of a person experiencing an emotion at a given moment in time, rather than reasoning about a sequence of events.

*Thinking fast and slow.* Cognitive processes can be categorized into two main groups, commonly referred to as intuition and reason, or System 1 and System 2 (Mojasevic, 2016). In this dual-process model, one system rapidly generates intuitive answers to judgment problems as they arise, while the other system monitors the quality of these proposals using reasoning (Lieberman, 2007; Evans, 2008; Kahneman et al., 2002). Regarding empathy, a general term encompassing various neurocognitive functions, the data suggest that a two-factor structure (affective and cognitive empathy) provides the best and most parsimonious fit (Reniers et al., 2011; Blair, 2005).

### 3 Methodology

We aim to compare zero-shot methods across the varying model families offered by OpenAI<sup>1</sup>, including a zero-shot classifier (CLIP (Radford et al., 2021)), a large language model (GPT-3), and a large vision language model. As GPT-4 was inaccessible to the authors due to waitlist access, we select LLaVA for its vision language ability, which according to (Liu et al., 2023) was trained using GPT-4 and is state-of-the-art alternative for the vision-language instruct task. In this sense, we focus on comparing the breadth of approaches in large language model types that could perform this

task, rather than comparing between competing open-source or closed source models within each family (e.g. GPT-3 vs. LLAMA).

In order to access the natural language capabilities of GPT-3.5, we first aim to generate a caption of the image such that the text representation allows for understanding the emotion of the person in it, then GPT-3.5 for language reasoning. We use the vision language model CLIP (Radford et al., 2021), which can be used for out-of-the-box image classification for this task, along with a method we call Narrative Captioning.

#### 3.1 Narrative Captioning

We build upon previous captioning work that describes a person and their activity. First, given an image with the bounding box of a person, we extract the cropped bounding box and pass it along with the gender/age category (girl, boy, man, woman, older man, older woman) to CLIP to understand **who** is in the picture. Next, we pass the entire image to understand the **what** is happening in the image by analyzing the actions. The action list is extracted from the Kinetics-700 (Smaira et al., 2020), UCF-101 (Soomro et al., 2012), and HMDB datasets (Kuehne et al., 2011).










The contribution of the present *narrative caption* is to add the **how** aspect of the image. We obtained over 1000 social signals from a guide to writing about emotion (Puglisi and Ackerman, 2019). We then filtered these signals to include only those visible in an image, resulting in more than 850 social signals. By passing these signals and the cropped bounding box to CLIP, we generate captions that describe the person in the image. To provide additional context, we use 224 environmental descriptors from a writer’s guide to urban (Puglisi and Ackerman, 2016b) and rural (Puglisi and Ackerman, 2016a) settings to describe **where** the person in the scene is located.

The prompts we selected for CLIP are as follows: ‘*The person in the image is/has [gender/action/physical signals]*’ for gender, action, and physical signals, and ‘*The image is happening in a [location]*’ for locations. Examples of narrative captions (NarraCaps) can be found in Table 1, as well as failure cases in Table 2.

**How we should pick the physical signals to describe how?** To answer this question we evaluated different thresholding methods on the validation set. After obtaining probabilities from CLIP, we

<sup>1</sup><https://openai.com/>

Table 1: Qualitative results of EMOTIC images, ground truth (GT) labels, captions and inferred labels.

		
<p>1. GT: Anticipation, Excitement, Happiness, Pleasure, Sympathy  <b>NarraCap:</b> This person is an elderly person who is petting an animal (not a cat) at a nursing home. This person is offering encouragement and support.  <b>GPT-3.5:</b> Confidence, Affection, Engagement, Happiness, Peace, Esteem.  <b>CLIP:</b> Doubt/Confusion, Esteem, Sensitivity, Engagement, Sympathy, Affection  <b>LLaVA:</b> Happiness, Affection, Surprise</p>	<p>2. GT: Engagement, Happiness, Peace  <b>NarraCap:</b> This person is an adult who is hugging at a airport. This person is clutching at another person for support. This person is pulling someone into a side hug. This person is putting an arm around someone's shoulders.  <b>GPT-3.5:</b> Confidence, Engagement, Happiness, Peace, Pleasure, Esteem  <b>CLIP:</b> Sensitivity, Disconnection, Happiness, Suffering, Surprise, Affection  <b>LLaVA:</b> Happiness, Excitement, Sadness</p>	<p>3. GT: fatigue, peace  <b>NarraCap:</b> This person is an adult who is sleeping at a library. This person is curling up to take up less space. This person is falling asleep in odd places at odd times.  <b>GPT-3.5:</b> Fear, Fatigue, Embarrassment, Disconnection, Sadness, Sympathy  <b>CLIP:</b> Sympathy, Engagement, Suffering, Disquietment, Disconnection, Fatigue  <b>LLaVA:</b> -</p>
		
<p>4. GT: Confidence, Esteem, Excitement, Happiness, Pleasure  <b>NarraCap:</b> This person is an adult who is skiing at a ski resort. This person has hands raised into the air. This person is waving the arms, using grand gestures.  <b>GPT-3.5:</b> Confidence, Engagement, Happiness, Pleasure, Excitement, Anticipation  <b>CLIP:</b> Esteem, Doubt/Confusion, Surprise, Happiness, Confidence, Fear  <b>LLaVA:</b> Happiness, Excitement, Sadness</p>	<p>5. GT: Happiness, Peace, Pleasure  <b>NarraCap:</b> This person is an adult who is surfing water at a beach. This person is participating in relaxing activities.  <b>GPT-3.5:</b> Confidence, Engagement, Happiness, Peace, Pleasure, Esteem  <b>CLIP:</b> Happiness, Sympathy, Embarrassment, Peace, Confidence, Esteem  <b>LLaVA:</b> Happiness, Confidence, Excitement, Pain</p>	<p>6. GT: Anticipation, Confidence, Doubt/Confusion, Engagement, Excitement, Happiness  <b>NarraCap:</b> This person is an adult who is snowboarding at a ski resort. This person has shoulders lowered and loose. This person is pulling arms and legs in toward the core.  <b>GPT-3.5:</b> Confidence, Engagement, Happiness, Pleasure, Excitement, Anticipation  <b>CLIP:</b> Pain, Surprise, Doubt/Confusion, Confidence, Fear, Suffering  <b>LLaVA:</b> Fear, Sadness</p>
		
<p>7. GT: Engagement, Sadness, Suffering, Sympathy  <b>NarraCap:</b> This person is an adult who is crying at a refugee camp. This person is crying, wailing, begging for help.  <b>GPT-3.5:</b> Fear, Sadness, Pain, Anger, Disquietment, Sympathy  <b>CLIP:</b> Anger, Fatigue, Affection, Sensitivity, Sadness, Sympathy  <b>LLaVA:</b> Sadness, Sympathy, Fear</p>	<p>8. GT: Happiness, Pleasure  <b>NarraCap:</b> This person is an adult who is shaking hands at a board room. This person is engaging excitedly with others. This person is using a strong, businesslike handshake.  <b>GPT-3.5:</b> Confidence, Engagement, Happiness, Pleasure, Excitement, Anticipation  <b>CLIP:</b> Suffering, Disconnection, Sensitivity, Esteem, Confidence, Engagement  <b>LLaVA:</b> Excitement, Anticipation</p>	<p>9. GT: Affection, Engagement, Happiness, Pleasure  <b>NarraCap:</b> This person is a baby who is grooming a dog at a vet clinic. This person is displaying affection with friends or loved ones. This person is gazing at someone, full of love.  <b>GPT-3.5:</b> Affection, Happiness, Peace, Pleasure, Esteem, Excitement  <b>CLIP:</b> Sadness, Engagement, Peace, Happiness, Pleasure, Affection  <b>LLaVA:</b> Happiness, Affection, Surprise, Sympathy</p>

picked the top 1, 3, or 5 physical signals with highest probabilities to generate captions and record the mAP. As the second approach, we picked all the signals which had the probability greater than  $Mean + std$ ,  $Mean + 2 \times std$ ,  $Mean + 5 \times std$ ,  $Mean + 7 \times std$ , and  $Mean + 9 \times std$  as valid physical signals and used them to generate the captions. Note that the mean in this case is equal to 100 divided by number of physical signals. As you

can see in Table 3, the best results are for the when pick the top  $Mean + 9 \times std$  physical signals.

### 3.2 Text to Emotion Inference

Using the caption, we then obtain a set of emotions experienced by this individual in the bounding box using a large language model. To do this, we provide the caption, along with a prompt, to GPT-3.5 (text-davinci-003) with the temperature set to zero.

Table 2: Failure examples of narrative captions.




Table 3: Results for different approaches of picking physical signals on the 1000 randomly picked people from validation set. We also report the average number of physical signals and average number of words in captions for each approach.

	mAP	ave #sigs	ave cap len
top1	25.22	1.0	22.016
top3	25.33	3.0	37.24
top5	25.35	5.0	52.506
mean + std	25.43	44.512	330.15
mean + 3 × std	25.53	12.127	104.702
mean + 5 × std	25.32	5.524	56.184
mean + 7 × std	25.47	3.058	37.816
mean + 9 × std	<b>25.54</b>	<b>1.899</b>	<b>28.986</b>

The prompt describes the emotions precisely as described in (Kosti et al., 2019) and asks for the best six emotion labels understood from the narrative caption, denoted by <caption>:

"<caption> From suffering (which means psychological or emotional suffering; distressed; anguished), pain (which means physical pain), aversion (which means feeling disgust, dislike, repulsion; feeling hate), disapproval (which means feeling that something is wrong or reprehensible; contempt; hostile), [...] sadness (which means feeling unhappy, sorrow, disappointed, or discouraged), and sympathy (which means state of sharing others' emotions, goals or troubles; supportive; compassionate), pick a set of six most likely labels that this person is feeling at the same time."

Six labels were requested from GPT-3.5 since the average number of ground truth labels in the validation set was 6.

For generalization and reproducibility purposes, we also tested our narrative captions with three open-source Large Language Models: Baichuan-chat-13B<sup>2</sup>, Falcon-Instruct-7B (Almazrouei et al., 2023), and MPT-Chat-7B (Team et al., 2023). However, due to their significantly lower number of parameters compared to GPT-3.5, they did not perform as well. These models achieved mAP scores of 17.12, 17.10, and 17.11, respectively, which are considerably lower than GPT-3.5's score of 18.58.

## 4 Experiments

We use the EMOTIC dataset (Kosti et al., 2019) which covers 26 different labels as shown in Table 4. The related emotion recognition task is to provide a list of emotion labels that matches those chosen by annotators. The training set (70%) was annotated by 1 annotator, where Validation (10%) and Test (20%) sets were annotated by 5 and 3 annotators, respectively.

### 4.1 Evaluation Metrics and Baselines

Following the previous work in context-based emotion recognition, we use the standard Mean Average Precision (mAP) metric. We compare the following methods.

<sup>2</sup><https://github.com/baichuan-inc/Baichuan-13B>

Table 4: Performance of different models on EMOTIC. Action, NarraCap, and ExpNet captioning use GPT-3 for inference.

Emotions	Rand	Maj	Rand(W)	CLIP	Action	LLaVA	ExpNet	NarraCap
Affection	13.27	13.41	13.58	22.63	18.13	22.97	18.51	19.61
Anger	2.45	2.45	2.42	6.09	2.85	6.04	2.87	5.60
Annoyance	4.74	4.89	4.91	5.14	5.75	5.27	6.42	6.32
Anticipation	46.86	47.05	47.23	47.31	48.91	48.84	50.18	48.59
Aversion	3.05	3.05	3.07	3.03	3.38	3.05	3.83	3.28
Confidence	47.33	47.43	47.84	52.12	51.78	48.43	55.16	49.66
Disapproval	4.61	4.55	4.54	4.44	4.77	4.63	4.93	4.78
Disconnection	15.80	15.54	15.34	15.42	15.82	15.52	17.09	17.48
Disquietment	12.45	12.43	12.25	13.40	12.70	12.45	12.86	13.27
Doubt/Confusion	14.31	14.52	14.60	14.58	14.60	14.52	14.51	15.21
Embarrassment	1.89	1.88	1.85	1.96	2.07	2.02	2.31	2.03
Engagement	77.28	77.33	77.24	76.57	79.02	78.04	79.38	78.36
Esteem	13.33	13.64	14.03	13.75	13.81	13.64	13.67	13.87
Excitement	47.80	47.94	47.34	48.31	53.31	54.29	56.62	55.06
Fatigue	6.02	5.91	5.95	7.38	6.36	6.91	7.24	6.44
Fear	3.27	3.20	3.20	3.67	3.56	4.35	4.03	3.90
Happiness	48.05	47.95	48.27	52.60	48.93	53.41	49.40	52.51
Pain	2.03	1.96	1.95	1.99	2.11	2.32	2.15	2.28
Peace	14.70	14.61	14.33	16.38	16.15	15.25	16.72	16.42
Pleasure	29.17	28.99	29.35	30.74	29.50	29.07	30.30	31.72
Sadness	5.32	5.34	5.40	8.20	6.22	8.62	6.97	8.23
Sensitivity	2.88	2.93	2.94	3.42	2.95	2.91	2.97	2.93
Suffering	3.50	3.50	3.47	3.06	3.50	3.58	3.50	3.50
Surprise	6.34	6.14	6.15	6.87	6.11	6.80	6.13	6.11
Sympathy	8.33	8.45	8.34	9.01	8.52	8.92	9.42	9.35
Yearning	6.48	6.47	6.45	6.40	6.58	6.46	6.50	6.58
mAP	16.97	16.98	17.00	18.25	17.98	18.40	18.60	18.58

**EMOTIC** Along with the EMOTIC dataset, [Kosti et al. \(2019\)](#) introduced a two-branched network baseline. The first branch is in charge of extracting body related features and the second branch is in charge of extracting scene-context features. Then a fusion network combines these features and estimates the output.

**Emoticon** Motivated by Frege’s principle ([Resnik, 1967](#)), [Mittal et al. \(2020\)](#) proposed an approach by combining three different interpretations of context. They used pose and face features (context1), background information (context2), and interactions/social dynamics (context3). They used a depth map to model the social interactions in the images. Later, they concatenate these different features and pass it to fusion model to generate outputs. ([Mittal et al., 2020](#))

**LLaVA** Large Language and Vision Assistant (LLaVA) ([Liu et al., 2023](#)) is a multi-purpose multi-modal model designed by combining CLIP’s visual encoder ([Radford et al., 2021](#)) and LLAMA’s language decoder ([Touvron et al., 2023](#)). The model is fine-tuned end-to-end on the language-image

instruction-following data generated using GPT-4 ([OpenAI, 2023](#)).

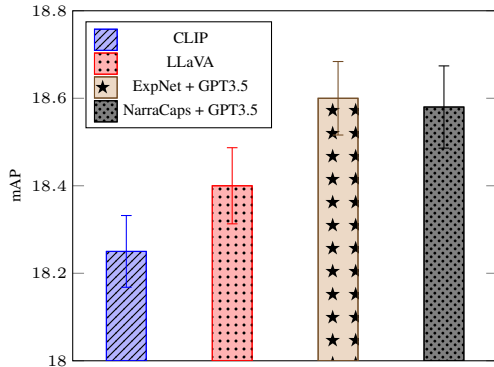
**Random** We consider selecting either 6 emotions randomly from all possible labels (**Rand**) or selecting 6 labels randomly where the weights are determined by the number of times each emotion is repeated in the validation set (**Rand(W)**).

**Majority** This Majority baseline selects the top 6 most common emotions in the validation set as the predicted labels for all test images (**Maj**).

**CLIP-only** We evaluate the capabilities of the vision language model CLIP to predict the emotion labels. In this study we pass the image with the emotion labels in the format of: *"The person in the red bounding box is feeling {emotion label}"* to produce the probabilities that CLIP gives to each of these sentences. We then pick the 6 labels with the highest probabilities.

**Action-only** We consider only the **what** portion of the caption and disregard physical signals, environment and gender. We pass the set of actions to CLIP and generate a single action caption per image in the form of *This person is [activity]*. We

Figure 2: Results including standard error depict significantly higher mAP for "Fast and Slow" methods compared to "Fast" only (CLIP).



then send this caption to GPT-3.5 and obtain 6 possible emotions using the same prompt template as described in Sec. 2B.

**ExpansionNet v2** (Hu et al., 2022) is a fast end-to-end training model for Image Captioning. Its characteristic is expanding the input sequence into another length with a different length and retrieving the original length back again. The model achieves the state of art performance over the MS-COCO 2014 captioning challenge, and was used as a backbone for a recent approach trained on EMOTIC (de Lima Costa et al., 2023). We fed the captions generated by ExpansionNet v2 into GPT-3.5 to obtain six emotion labels (**ExpNet**).

**Narrative captioning and LLM** Using narrative captions generated using CLIP, we pass them to Large Language Models and ask for the related emotion labels using a proper prompt. For LLMs, we used GPT-3.5, Baichuan-chat-13B<sup>3</sup>, Falcon-Instruct-7B (Almazrouei et al., 2023), and MPT-Chat-7B (Team et al., 2023). GPT-3.5 has the best performance compared to the rest, which is predictable given its 175B parameters.

## 4.2 Results and Analyses

The results for zero shot methods are shown in Table 4, and example images with captions in Table 1.

### How do different strategies affect the results?

Among the zero-shot methods, as shown in Fig. 2, we can observe that the methods combining "Fast and Slow" frameworks (NarraCaps+GPT3.5, ExpNet+GPT3.5, and LLaVA) outperform the methods relying solely on the "Fast" framework (CLIP). For instance, in Table 1.4, it appears that CLIP per-

ceives the body pose with raised arms and predicts the emotions of 'surprise' and 'fear'. On the other hand, the 'Fast and Slow' frameworks, given the context of skiing, may reason that this body pose is not related to fear or surprise but is more indicative of 'happiness' and 'excitement'. Similarly, in Table 1.5, CLIP predicts embarrassment for the woman at the beach. After investigation, it appears that CLIP tends to associate images containing bare skin with embarrassment. In reasoning about the location of the beach, however, the language models no longer predict embarrassment.

We note that EMOTIC and Emoticon, which utilized the EMOTIC training dataset to fine-tune their models, achieved better performance with mAP scores of 27.38 and 35.48, respectively, in comparison to others that did not directly use the EMOTIC training set, employing zero-shot methods.

### How do different prompts affect the results?

It is important to carefully select an appropriate prompt for GPT-3.5. The initial prompt for GPT-3.5 was the generated caption plus "From suffering, pain, aversion, disapproval, anger, fear, annoyance, fatigue, disquietment, doubt/confusion, embarrassment, disconnection, affection, confidence, engagement, happiness, peace, pleasure, esteem, excitement, anticipation, yearning, sensitivity, surprise, sadness, and sympathy, pick top labels that describe the emotion of this person." We randomly picked 1000 samples of validation data, and for each sample provided GPT-3 its generated narrative caption plus prompt. We obtained a mAP equal to 25.18. After changing the prompt to "pick a set of six most likely labels that this person is feeling at the same time", the mAP increased to 25.50. We then tried to change the GPT-3.5 prompt to add the definitions of the labels provided by EMOTIC (see Section 3.2) and we obtained an mAP equal to 25.54.

### How do age, gender, activity, environment, and physical signals affect the results?

One of the advantages of the NarraCaps approach is that it provides a way to explicitly select image details to include for inference and perform ablations using the text representation. To assess the effect of gender, instead of using specific gender labels such as "a baby boy," "a baby girl," "a girl," "a boy," "a woman," "a man," "an elderly man," and "an elderly woman," we only utilized the labels "a female" and "a male." Furthermore, to examine gender, we modified the label list to "a baby," "a

<sup>3</sup><https://github.com/baichuan-inc/Baichuan-13B>



Table 5: Ablation study using NarraCaps+GPT-3 on 1000 images randomly selected from the validation set.

Ablation Settings					mAP	diff.	SE
age	gender	environment	action	physical signals			
✓	✓	✓	✓	✓	25.54	-	0.27
-	✓	✓	✓	✓	25.46	-0.08	0.25
✓	-	✓	✓	✓	25.66	+0.12	0.29
✓	✓	-	✓	✓	25.22	-0.32	0.26
✓	✓	✓	-	✓	24.91	-0.63	0.24
✓	✓	✓	✓	-	25.1	-0.44	0.24

Table 6: Test set mAP and standard error (SE) when separated into 1, 2, and multiple people in the image.

		CLIP	LLaVA	ExpNet	NarraCaps
mAP	1	18.61	18.66	19.50	19.18
	2	18.28	18.61	18.40	18.66
	>2	17.78	17.85	17.76	17.88
SE	1	0.14	0.16	0.17	0.18
	2	0.15	0.16	0.15	0.17
	>2	0.14	0.14	0.14	0.15

kid," "an adult," and "an elderly person." To investigate the impact of activity, environment, and physical signals, we excluded those components from the captions. The results of each study on a set of 1000 images are presented in Table 5. The table indicates that *action* had the most significant influence, followed by *physical signals* and *environment*. Including gender in the captions resulted in a slight *reduction* in mAP, although based on calculations of standard error, the difference may be attributed to noise.

**How does the number of people in the image impact the mAP?** We evaluate different methods based on the number of people in the image: one, two, or multiple people. As shown in Table 6, the mAP decreases as the number of people increases. This reduction in performance can be attributed to the more complex situations that arise when there are more people in the scene. Also, human interactions are not covered in NarraCaps, and both LLaVA and CLIP face difficulties in detecting the correct person referred to in the question. For ExpansionNet + GPT-3.5 (ExpNet), we find that while it outperformed the NarraCaps method for single-person images, it did not perform as well in images with 2 or more people. This is expected, as this captioning method is not trained to focus on a particular person.

**How much improvement can we achieve by enhancing the captions?** We recruited an annotator who speaks native North American English. Using a web interface (Yang et al., 2023) (details in Ap-

pendix), we manually generated captions for 387 images that contained the 14 negative emotion categories: suffering, annoyance, pain, sadness, anger, aversion, disquietment, doubt/confusion, embarrassment, fear, disapproval, fatigue, disconnection, sensitivity. Negative emotions were the focus of this experiment because they were poorly recognized compared to positive emotions. The human-generated captions were then input into GPT-3.5, resulting in an mAP of 20.37. Conversely, when utilizing our narrative captioning method in conjunction with GPT-3.5, we obtained an mAP of 18.28. This suggests that there is a disparity between human-generated captions and our narrative captions, and inspecting the differences to improve the automatic narrative caption method is an interesting area for future work. Using the provided EMOTIC interface<sup>4</sup>, we evaluated EMOTIC on these images and achieved an mAP of 19.03. The result of this experiment suggests promise in the GPT-3.5 reasoning task if the captions can be well defined.

**Are ExpansionNet captions sufficient?** ExpansionNet v2 performs comparably and slightly better than NarraCap with GPT-3. One possible explanation lies in the distribution of the data sources in EMOTIC, of which a large majority is from Microsoft COCO (4397 images) (Lin et al., 2014). This data source contains scenes in the wild, focusing on objects and activities such as eating, sports, and so on (Table 1.4-6). The EMOTIC dataset also contains collected images retrieved from Google searches with emotion keywords, resulting in an EmoDB subset containing 810 images with many acted emotional portrayals without a clear location or associated activity (Table 1.7-9). On this EmoDB image subset, ExpNet results in an mAP of 19.97 while NarraCap results in an mAP of 22.97. This suggests that the success of captioning with ExpNet may be due to the heavy prevalence of emotion labels as a result of activities or scene contexts in COCO, e.g. playing sports being exciting.

**How important are small differences in mAP?** We used a bootstrap method to calculate standard error in mAP (Figure 2). We observe that differences in mAP between certain methods are indeed significant in our large testset, for example between NarraCaps/LLaVA vs. CLIP only. This makes sense as CLIP, as a contrastive vision-language model, does not provide the long-context, slow rea-

<sup>4</sup><https://github.com/Tandon-A/emotic/>

soning provided by GPT-3.5 and LLAVA.

## 5 Discussion

Our findings showed that images with a single person resulted in better accuracy than images with two or more people in them (see Table 6). One reason for this could be attributed to the lack of social interaction signals in our captions. Images with more than two people had the lowest accuracy results. The literature on group emotions suggests, the shared condition in the group such as the environment and group information could affect the individual emotions within the group (Veltmeijer et al., 2021). In our proposed model and linguistic descriptors, contextual information mostly relied on environmental information, with some inclusion of group events (e.g., "black tie event", "party"). For example, Table 2.4 shows a possible group of friends, which was not captured by the captioning method. Further, in some cases where the physical signals of the person in the bounding box are not readily available, humans tend to rely on the information from the physical signals from other individuals within the same group to infer and reason about the emotions of a single individual of that group, which is referred as a bottom-up approach (Barsade and Gibson, 1998). In our current proposal, we only use the person in the bounding box's for person descriptors, physical and action signals regardless of its available information content. As an example, the figure in Table 2.2 involves multiple individuals in the background that have occluded images with few detectable physical signals, where reasoning about the person's emotions requires to seek meaningful signals from other individuals in the group and the group's behavior as a whole. Our proposed model currently does not allow for these types of emotional reasoning strategies that seems to be an important part of group emotion recognition. Moreover, for the activity and environment detection using CLIP, we performed a standard evaluation with a limited set of classes without a "don't know" or null class, resulting in some mis-captioning. For instance, as shown in Table 2.6, the model misunderstood the action as "pillow fight", whereas the action should be described as "covering ears with a pillow", or "yelling".

## 6 Conclusion

In this paper, we begin to explore the capabilities of vision language models and LLMs (here, CLIP and GPT-3.5) for the visual emotional theory of mind task. We found that zero-shot slow and fast methods (vision and language) outperformed the fast only (vision) frameworks. However they still do not perform better than the models trained specifically for this task on the EMOTIC dataset. Further research could explore improving the narrative caption by adding other contextual factors to the caption, such as human-object interactions and relationships with other people in the image. Further studies on the characteristics of emotionally comprehensive captioning, coupled with GPT-3.5 or with human evaluators could be done. GPT-4 may also perform better than LLaVA in jointly performing the reasoning and vision processing tasks.

## 7 Limitations

The present study assessing emotional theory of mind on the EMOTIC image dataset using the notion of fast and slow processing, albeit being first of its kind, is not without limitations. First, we only focused on assessing zero-shot methods across the varying model families offered by OpenAI, including a zero-shot classifier (CLIP), a large language model (GPT-3), and a large vision language model (LLAVA). It is possible that other models in the family of VLMs and LLM could outperform the investigated models.

In addition, this study focused on studying the as-is capabilities of these models, without any training, fine-tuning or few-shot prompting given the EMOTIC training dataset. There is one exception: we informed each model to provide us 6 labels based on the average number of labels in the validation set, but did so consistently across all experiments. Finally, we noticed that the EMOTIC dataset, while being one of the most challenging image emotion datasets including context, also has small imperfections, including some bounding boxes that contain 2 people instead of only one. Although the case described is rare, a future study could evaluate on other datasets, e.g. one person emotion expression datasets without context, which is considered to be a simpler task.

## 7.1 Limitations of NarraCaps + GPT-3 method

In attempting to access GPT-3’s reasoning capability for this task, we created a new method to generate narrative captions for each person-image pair. One limitation is that we did not perform any quantitative human evaluation on the quality of the resulting captions themselves, rather focusing on end-to-end performance against the original human annotated baseline. NarraCaps also did not describe the social interactions or interactions with objects, which if added may increase performance.

Another limitation of this method is the English language and culture based thesaurus of social signals, written by a North American author. Non-verbal social signals are culture-dependent (Tanaka et al., 2010) and translation may not suffice. An interesting direction for future work could investigate the distribution of social signals across emotions and between cultures.

## 8 Ethical Considerations

The research team conducted all the coding and emotion annotation for the images in this study. The images were sourced from the EMOTIC Dataset, which consists images obtained from internet and public datasets like MSCOCO and Ade20k. To access the EMOTIC dataset, permission must be obtained from the owners. Research team has no affiliation with the individuals depicted in the images. The images show individuals experiencing a range of emotions, such as grief at a funeral, participation in protests, or being in war-related scenarios. However, the dataset does not contain images that surpass the explicitness or intensity typically encountered in news media.

It is crucial to note that there might be biases affecting this work, such as cultural biases from annotators and biases caused by the languages that GPT-3.5 and CLIP are trained on. Furthermore, The source Emotion Thesaurus book is written by North American authors, and similar writing guides in other languages may lead to differing results.

The implementation of this work utilized pre-trained models, like GPT-3.5, CLIP, and LLaVA. Although no additional training was conducted in this study, it is crucial to acknowledge the significant carbon cost associated with training such models, which should not be underestimated.

As a final note, it is worth mentioning that the authors strongly oppose the utilization of any soft-

ware that employs emotion estimation approaches with the potential to violate privacy, personal autonomy, and human rights.

## References

- Panos Achlioptas, Maks Ovsjanikov, Kilichbek Haydarov, Mohamed Elhoseiny, and Leonidas J Guibas. 2021. Artemis: Affective language for visual art. In *Proceedings of the IEEE/CVF Conference on Computer Vision and Pattern Recognition*, pages 11569–11579.
- Ebtesam Almazrouei, Hamza Alobeidli, Abdulaziz Alshamsi, Alessandro Cappelli, Ruxandra Cojocaru, Merouane Debbah, Etienne Goffinet, Daniel Heslow, Julien Launay, Quentin Malartic, et al. 2023. Falcon-40b: an open large language model with state-of-the-art performance. Technical report, Technical report, Technology Innovation Institute.
- Stanislaw Antol, Aishwarya Agrawal, Jiasen Lu, Margaret Mitchell, Dhruv Batra, C Lawrence Zitnick, and Devi Parikh. 2015. Vqa: Visual question answering. In *Proceedings of the IEEE international conference on computer vision*, pages 2425–2433.
- Manuele Barraco, Marcella Cornia, Silvia Cascianelli, Lorenzo Baraldi, and Rita Cucchiara. 2022. The unreasonable effectiveness of clip features for image captioning: an experimental analysis. In *proceedings of the IEEE/CVF conference on computer vision and pattern recognition*, pages 4662–4670.
- Lisa Feldman Barrett. 2017. *How emotions are made: The secret life of the brain*. Pan Macmillan.
- Lisa Feldman Barrett, Ralph Adolphs, Stacy Marsella, Alex M Martinez, and Seth D Pollak. 2019. Emotional expressions reconsidered: Challenges to inferring emotion from human facial movements. *Psychological science in the public interest*, 20(1):1–68.
- Lisa Feldman Barrett, Batja Mesquita, and Maria Gendron. 2011. Context in emotion perception. *Current directions in psychological science*, 20(5):286–290.
- Sigal G Barsade and Donald E Gibson. 1998. Group emotion: A view from top and bottom.
- Yonatan Bisk, Rowan Zellers, Jianfeng Gao, Yejin Choi, et al. 2020. Piqa: Reasoning about physical commonsense in natural language. In *Proceedings of the AAAI conference on artificial intelligence*, volume 34, pages 7432–7439.
- Robert James R Blair. 2005. Responding to the emotions of others: Dissociating forms of empathy through the study of typical and psychiatric populations. *Consciousness and cognition*, 14(4):698–718.
- Tom Brown, Benjamin Mann, Nick Ryder, Melanie Subbiah, Jared D Kaplan, Prafulla Dhariwal, Arvind Neelakantan, Pranav Shyam, Girish Sastry, Amanda

- Askell, et al. 2020. Language models are few-shot learners. *Advances in neural information processing systems*, 33:1877–1901.
- Jun Chen, Han Guo, Kai Yi, Boyang Li, and Mohamed Elhoseiny. 2022. Visualgpt: Data-efficient adaptation of pretrained language models for image captioning. In *Proceedings of the IEEE/CVF Conference on Computer Vision and Pattern Recognition (CVPR)*, pages 18030–18040.
- Yejin Choi. 2022. The curious case of commonsense intelligence. *Daedalus*, 151(2):139–155.
- Aakanksha Chowdhery, Sharan Narang, Jacob Devlin, Maarten Bosma, Gaurav Mishra, Adam Roberts, Paul Barham, Hyung Won Chung, Charles Sutton, Sebastian Gehrmann, et al. 2022. Palm: Scaling language modeling with pathways. *arXiv preprint arXiv:2204.02311*.
- Marcella Cornia, Lorenzo Baraldi, Giuseppe Fiameni, and Rita Cucchiara. 2021. Universal captioner: Inducing content-style separation in vision-and-language model training. *arXiv preprint arXiv:2111.12727*.
- Willams de Lima Costa, Estefania Talavera, Lucas Silva Figueiredo, and Veronica Teichrieb. 2023. High-level context representation for emotion recognition in images. In *Proceedings of the IEEE/CVF Conference on Computer Vision and Pattern Recognition (CVPR) Workshops*, pages 326–334.
- Jacob Devlin, Ming-Wei Chang, Kenton Lee, and Kristina Toutanova. 2018. Bert: Pre-training of deep bidirectional transformers for language understanding. *arXiv preprint arXiv:1810.04805*.
- Abhinav Dhall, Jyoti Joshi, Ibrahim Radwan, and Roland Goecke. 2013. Finding happiest moments in a social context. In *Computer Vision–ACCV 2012: 11th Asian Conference on Computer Vision, Daejeon, Korea, November 5-9, 2012, Revised Selected Papers, Part II 11*, pages 613–626. Springer.
- Paul Ekman and Wallace V Friesen. 1971. Constants across cultures in the face and emotion. *Journal of personality and social psychology*, 17(2):124.
- Paul Ekman and Wallace V Friesen. 1976. Measuring facial movement. *Environmental psychology and nonverbal behavior*, 1:56–75.
- Jonathan St BT Evans. 2008. Dual-processing accounts of reasoning, judgment, and social cognition. *Annu. Rev. Psychol.*, 59:255–278.
- Maria Gendron, Kristen A Lindquist, Lawrence Barsalou, and Lisa Feldman Barrett. 2012. Emotion words shape emotion percepts. *Emotion*, 12(2):314.
- Jia Cheng Hu, Roberto Cavicchioli, and Alessandro Capotondi. 2022. Expansionnet v2: Block static expansion in fast end to end training for image captioning. *arXiv preprint arXiv:2208.06551*.
- Yibo Huang, Hongqian Wen, Linbo Qing, Rulong Jin, and Leiming Xiao. 2021. Emotion recognition based on body and context fusion in the wild. In *Proceedings of the IEEE/CVF International Conference on Computer Vision*, pages 3609–3617.
- Daniel Kahneman, Shane Frederick, et al. 2002. Representativeness revisited: Attribute substitution in intuitive judgment. *Heuristics and biases: The psychology of intuitive judgment*, 49(49-81):74.
- Suzanne Keen and Suzanne Keen. 2015. Narrative emotions. *Narrative Form: Revised and Expanded Second Edition*, pages 152–161.
- Byoung Chul Ko. 2018. A brief review of facial emotion recognition based on visual information. *sensors*, 18(2):401.
- Ronak Kosti, Jose M Alvarez, Adria Recasens, and Agata Lapedriza. 2019. Context based emotion recognition using emotic dataset. *IEEE transactions on pattern analysis and machine intelligence*, 42(11):2755–2766.
- Hildegard Kuehne, Hueihan Jhuang, Estíbaliz Garrote, Tomaso Poggio, and Thomas Serre. 2011. Hmdb: a large video database for human motion recognition. In *2011 International conference on computer vision*, pages 2556–2563. IEEE.
- Nhat Le, Khanh Nguyen, Anh Nguyen, and Bac Le. 2022. Global-local attention for emotion recognition. *Neural Computing and Applications*, 34(24):21625–21639.
- Jiyoung Lee, Seungryong Kim, Sunok Kim, Jungin Park, and Kwanghoon Sohn. 2019. Context-aware emotion recognition networks. In *Proceedings of the IEEE/CVF international conference on computer vision*, pages 10143–10152.
- Xiang Lorraine Li, Adhiguna Kuncoro, Jordan Hoffmann, Cyprien de Masson d’Autume, Phil Blunsom, and Aida Nematzadeh. 2022. A systematic investigation of commonsense knowledge in large language models. In *Proceedings of the 2022 Conference on Empirical Methods in Natural Language Processing*, pages 11838–11855.
- Matthew D Lieberman. 2007. Social cognitive neuroscience: a review of core processes. *Annu. Rev. Psychol.*, 58:259–289.
- Matthew D Lieberman, Naomi I Eisenberger, Molly J Crockett, Sabrina M Tom, Jennifer H Pfeifer, and Baldwin M Way. 2007. Putting feelings into words. *Psychological science*, 18(5):421–428.
- Tsung-Yi Lin, Michael Maire, Serge Belongie, James Hays, Pietro Perona, Deva Ramanan, Piotr Dollár, and C Lawrence Zitnick. 2014. Microsoft coco: Common objects in context. In *Computer Vision–ECCV 2014: 13th European Conference, Zurich, Switzerland, September 6-12, 2014, Proceedings, Part V 13*, pages 740–755. Springer.

- Kristen A Lindquist, Lisa Feldman Barrett, Eliza Bliss-Moreau, and James A Russell. 2006. Language and the perception of emotion. *Emotion*, 6(1):125.
- Kristen A Lindquist and Maria Gendron. 2013. What's in a word? language constructs emotion perception. *Emotion Review*, 5(1):66–71.
- Kristen A Lindquist, Jennifer K MacCormack, and Holly Shablack. 2015. The role of language in emotion: Predictions from psychological constructionism. *Frontiers in psychology*, 6:444.
- Haotian Liu, Chunyuan Li, Qingyang Wu, and Yong Jae Lee. 2023. Visual instruction tuning. *arXiv preprint arXiv:2304.08485*.
- Rui Mao, Qian Liu, Kai He, Wei Li, and Erik Cambria. 2022. The biases of pre-trained language models: An empirical study on prompt-based sentiment analysis and emotion detection. *IEEE Transactions on Affective Computing*.
- Alexander Mathews, Lexing Xie, and Xuming He. 2016. Senticap: Generating image descriptions with sentiments. In *Proceedings of the AAAI conference on artificial intelligence*, volume 30.
- Alexander Mathews, Lexing Xie, and Xuming He. 2018. Semstyle: Learning to generate stylised image captions using unaligned text. In *Proceedings of the IEEE Conference on Computer Vision and Pattern Recognition (CVPR)*.
- Wafa Mellouk and Wahida Handouzi. 2020. Facial emotion recognition using deep learning: review and insights. *Procedia Computer Science*, 175:689–694.
- Trisha Mittal, Pooja Guhan, Uttaran Bhattacharya, Rohan Chandra, Aniket Bera, and Dinesh Manocha. 2020. Emoticon: Context-aware multimodal emotion recognition using frege's principle. In *Proceedings of the IEEE/CVF Conference on Computer Vision and Pattern Recognition*, pages 14234–14243.
- Akshita Mittel and Shashank Tripathi. 2023. Peri: Part aware emotion recognition in the wild. In *Computer Vision—ECCV 2022 Workshops: Tel Aviv, Israel, October 23–27, 2022, Proceedings, Part VI*, pages 76–92. Springer.
- Aleksandar S Mojasevic. 2016. Daniel kahneman: Thinking, fast and slow.
- Pansy Nandwani and Rupali Verma. 2021. A review on sentiment analysis and emotion detection from text. *Social Network Analysis and Mining*, 11(1):81.
- Desmond C Ong, Jamil Zaki, and Noah D Goodman. 2019. Computational models of emotion inference in theory of mind: A review and roadmap. *Topics in cognitive science*, 11(2):338–357.
- OpenAI. 2023. [Gpt-4 technical report](#).
- Maja Pantic and Leon JM Rothkrantz. 2000. Expert system for automatic analysis of facial expressions. *Image and Vision Computing*, 18(11):881–905.
- Rosalind W Picard. 2000. *Affective computing*. MIT press.
- Becca Puglisi and Angela Ackerman. 2016a. *The Rural Setting Thesaurus: A Writer's Guide to Personal and Natural Places*, volume 4. JADD Publishing.
- Becca Puglisi and Angela Ackerman. 2016b. *The Urban Setting Thesaurus: A Writer's Guide to City Spaces*, volume 5. JADD Publishing.
- Becca Puglisi and Angela Ackerman. 2019. *The emotion thesaurus: A writer's guide to character expression*, volume 1. JADD Publishing.
- Alec Radford, Jong Wook Kim, Chris Hallacy, Aditya Ramesh, Gabriel Goh, Sandhini Agarwal, Girish Sastry, Amanda Askell, Pamela Mishkin, Jack Clark, et al. 2021. Learning transferable visual models from natural language supervision. In *International conference on machine learning*, pages 8748–8763. PMLR.
- Alec Radford, Jeffrey Wu, Rewon Child, David Luan, Dario Amodei, Ilya Sutskever, et al. 2019. Language models are unsupervised multitask learners. *OpenAI blog*, 1(8):9.
- Renate LEP Reniers, Rhiannon Corcoran, Richard Drake, Nick M Shryane, and Birgit A Völlm. 2011. The qcae: A questionnaire of cognitive and affective empathy. *Journal of personality assessment*, 93(1):84–95.
- Michael David Resnik. 1967. The context principle in frege's philosophy. *Philosophy and Phenomenological Research*, 27(3):356–365.
- Maarten Sap, Ronan LeBras, Daniel Fried, and Yejin Choi. 2022. Neural theory-of-mind? on the limits of social intelligence in large lms. *arXiv preprint arXiv:2210.13312*.
- Maarten Sap, Hannah Rashkin, Derek Chen, Ronan LeBras, and Yejin Choi. 2019. Socialiqa: Commonsense reasoning about social interactions. *arXiv preprint arXiv:1904.09728*.
- Konrad Schindler, Luc Van Gool, and Beatrice De Gelder. 2008. Recognizing emotions expressed by body pose: A biologically inspired neural model. *Neural networks*, 21(9):1238–1246.
- Lucas Smaira, João Carreira, Eric Noland, Ellen Clancy, Amy Wu, and Andrew Zisserman. 2020. A short note on the kinetics-700-2020 human action dataset. *arXiv preprint arXiv:2010.10864*.
- Khurram Soomro, Amir Roshan Zamir, and Mubarak Shah. 2012. Ucf101: A dataset of 101 human actions classes from videos in the wild. *arXiv preprint arXiv:1212.0402*.


- Matteo Stefanini, Marcella Cornia, Lorenzo Baraldi, Silvia Cascianelli, Giuseppe Fiameni, and Rita Cucchiara. 2022. From show to tell: A survey on deep learning-based image captioning. *IEEE transactions on pattern analysis and machine intelligence*, 45(1):539–559.
- Akihiro Tanaka, Ai Koizumi, Hisato Imai, Saori Hiramatsu, Eriko Hiramoto, and Beatrice De Gelder. 2010. I feel your voice: Cultural differences in the multisensory perception of emotion. *Psychological science*, 21(9):1259–1262.
- MosaicML NLP Team et al. 2023. Introducing mpt-30b: Raising the bar for open-source foundation models.
- Selvarajah Thuseethan, Sutharshan Rajasegarar, and John Yearwood. 2021. Boosting emotion recognition in context using non-target subject information. In *2021 International Joint Conference on Neural Networks (IJCNN)*, pages 1–7. IEEE.
- Hugo Touvron, Thibaut Lavril, Gautier Izacard, Xavier Martinet, Marie-Anne Lachaux, Timothée Lacroix, Baptiste Rozière, Naman Goyal, Eric Hambro, Faisal Azhar, et al. 2023. Llama: Open and efficient foundation language models. *arXiv preprint arXiv:2302.13971*.
- Ashish Vaswani, Noam Shazeer, Niki Parmar, Jakob Uszkoreit, Llion Jones, Aidan N Gomez, Łukasz Kaiser, and Illia Polosukhin. 2017. Attention is all you need. *Advances in neural information processing systems*, 30.
- Emmeke A Veltmeijer, Charlotte Gerritsen, and Koen V Hindriks. 2021. Automatic emotion recognition for groups: a review. *IEEE Transactions on Affective Computing*, 14(1):89–107.
- Oriol Vinyals, Alexander Toshev, Samy Bengio, and Dumitru Erhan. 2015. Show and tell: A neural image caption generator. In *Proceedings of the IEEE conference on computer vision and pattern recognition*, pages 3156–3164.
- Zili Wang, Lingjie Lao, Xiaoya Zhang, Yong Li, Tong Zhang, and Zhen Cui. 2022. Context-dependent emotion recognition. *Journal of Visual Communication and Image Representation*, 89:103679.
- Vera Yang, Archita Srivastava, Yasaman Etesam, Chuxuan Zhang, and Angelica Lim. 2023. Contextual emotion estimation from image captions. *arXiv preprint arXiv:2309.13136*.
- Xiaocui Yang, Shi Feng, Yifei Zhang, and Daling Wang. 2021. Multimodal sentiment detection based on multi-channel graph neural networks. In *Proceedings of the 59th Annual Meeting of the Association for Computational Linguistics and the 11th International Joint Conference on Natural Language Processing (Volume 1: Long Papers)*, pages 328–339.
- Quanzeng You, Jiebo Luo, Hailin Jin, and Jianchao Yang. 2016. Building a large scale dataset for image emotion recognition: The fine print and the benchmark. In *Proceedings of the AAAI conference on artificial intelligence*, volume 30.
- Sicheng Zhao, Hongxun Yao, Yue Gao, Rongrong Ji, and Guiguang Ding. 2016. Continuous probability distribution prediction of image emotions via multi-task shared sparse regression. *IEEE transactions on multimedia*, 19(3):632–645.
- Sicheng Zhao, Xingxu Yao, Jufeng Yang, Guoli Jia, Guiguang Ding, Tat-Seng Chua, Bjoern W Schuller, and Kurt Keutzer. 2021. Affective image content analysis: Two decades review and new perspectives. *IEEE Transactions on Pattern Analysis and Machine Intelligence*, 44(10):6729–6751.
- Yuke Zhu, Oliver Groth, Michael Bernstein, and Li Fei-Fei. 2016. Visual7w: Grounded question answering in images. In *Proceedings of the IEEE conference on computer vision and pattern recognition*, pages 4995–5004.

## A Appendix

Table 7: The Emotion Thesaurus (Puglisi and Ackerman, 2019) lists physical signals for numerous emotions; we included only the signals from the emotions which were synonyms of the EMOTIC labels listed here.

EMOTIC Labels	The Emotion Thesaurus
affection	love, adoration
anger	anger, resentment, rage
annoyance	annoyance, irritation, impatience, frustration
anticipation	anticipation
aversion	disgust, hatred, reluctance
confidence	confidence, certainty, pride
disapproval	contempt, scorn
disconnection	indifference, boredom
disquietment	nervousness, worry, anxiety
doubt/confusion	confusion, doubt, skepticism
embarrassment	embarrassment, guilt, shame
engagement	curiosity
esteem	gratitude, admiration
excitement	excitement
fatigue	exhaustion, lethargy
fear	fear, suspicious, terror, horror
happiness	happiness, amusement, joy
pain	pain
peace	peacefulness, satisfaction, relaxation
pleasure	pleased
sadness	sadness, disappointment, disappointed, discouragement
sensitivity	vulnerability
suffering	anguish, depression, stress, hurt
surprise	surprise/shock
sympathy	sympathy
yearning	envy, jealousy, desire, lust

Batch 3  
Batch 3 has 15 images.



**Image Name.**  
6burh2fms2a508h4vu\_2.jpg

**Choose the box colour of the person.**  
\*Required. Select None if person doesn't have a box.  
[Red]

**Describe the person in the Red box.**  
Age [Adult (18-64)] Perceived Sex [Male] Occupation/Social Identity [Doctor, Soccer player]

**Lucas is in the Red box. What is Lucas doing in the image?**  
Click the buttons to show/hide options. Select all that apply.  
 Eyes signals  
 Mouth signals  
 Facial signals  
 Hands signals  
 Torso signals  
 Feet signals  
 Signals selected are: Closed eyes, Crossed arms, Hunched shoulders, Body posture that loosens or collapses

**What is the emotion that Lucas is most likely to be feeling?**  
\*Required  
[Anger]

**Who is Lucas interacting with in the image and how? What is their relationship?**  
Click add to add as many entries as you observe. Click delete to delete an entry.  
 [Green]  Sex [Male] Relation [stranger] Interaction [leaned on by him]   
 Karl is stranger and leaned on by him.

**Describe Lucas's physical surrounding.**  
Ex: Time, Location, Event, Nearby objects, Animals.  
 in a subway train

**Caption generated.**  
 Lucas is a male adult. Lucas is or has closed eyes, crossed arms, hunched shoulders, body posture that loosens or collapses. Karl is stranger and leaned on by him. Lucas's physical environment is in a subway train .  
 =====  
 Lucas is a male adult.  
 Lucas is or has Closed eyes, Crossed arms, Hunched shoulders, Body posture that loosens or collapses.  
 Karl is stranger and leaned on by him.  
 Lucas's physical environment is in a subway train .

Figure 3: Annotation interface for human annotators. The annotator follows the annotation procedures as follows: 1. indicate the bounding box for the subject they are annotating 2. select the perceived age, and social identity of the subject 3. Go over the lists of physical signals for eyes, mouth, face, hands, torso, and feet, and check the ones they see fit 4. Choose the correct bounding box of a subject who has interaction with the subject of interest 5. select the perceived sex, and describe the inferred relation and interaction between the two subjects 6. Describe the subject's physical surroundings. The captions generated are displayed for the annotator to review easily.

Table 8: Example Listing of Physical Signals from (Puglisi and Ackerman, 2019). Full list is not included due to copyright.

Physical Signal Description	
Has a belly laugh	Has a clenched jaw
Has a bent back	Has a collapsed body posture
Has a bent neck	Has a confrontational stance
Has a bitter smile	Has a corded neck
Has a body that curls in on itself	Has a death grip on a purse
Has a bowed head	Has a head tilt
Has a deliberate eyebrow raise	Has a deliberate lowering of the head
Has a distant or empty stare	Has a downturned mouth
Has a downward gaze	Has a drunken behavior
Has a exposed the neck	Has a fight response
Has a flat look	Has a flush visible in the cheeks
Has a flushed appearance	Has a gaunt appearance
Has a grimace or pained look	Has a hand casually anchored on the hip
Has a hand flap that dismisses the person or their idea	Has a hand fluttering to the lips or neck
Has a hand pressing against the throat or breastbone	Has a hanging head
Has a hard, distinctive jaw line	Has a harried appearance
Has a head that tips back, exposing the neck	Has a high chin
Has a hunched posture	Has a mouth that curls with dislike, sneering
Has a pained expression	Has a pained gaze
Has a pained or watery gaze	Has a pained stare
Has a pinched expression	Has a pinched mouth
Has a pouty bottom lip	Has a red face and neck
Has a relaxed physique	Has a runny nose
Has a set jaw	Has a shiny face
Has a silly grin	Has a slack expression
Has a smile that appears tight	Has a stiff neck
Has a stony expression	Has a straight posture
Has a tension-filled expression	Has a thrust-out chest
Has a tilted-back head	Has a two-fingered salute
Has a welcoming stance	Has a wide grin
Has a wide, open stance	Has a wrinkled brow
Has a wrinkled nose	Has a yearning look
Has aggression	Has an arm hooked over the back of a chair
Has an expression that appears pained	Has an intense, fevered stare
Has an inward focus	Has an open mouth
Has an overall lifting of the facial countenance	Has an overall visage that glows
Has an unclean home, room, or office space	Has an unkempt appearance
Has an upturned face	Has angry tears
Has arms crossing in front of the chest	