

LLMs and Finetuning: Benchmarking cross-domain performance for hate speech detection

Ahmad Nasir IIT Delhi India nasirahmadiitd@gmail.com	Aadish Sharma IIT Delhi India aadisharma.iitd@gmail.com	Kokil Jaidka Communications and New Media National University of Singapore Singapore jaidka@nus.edu.sg
---	--	--

Abstract

In the evolving landscape of online communication, hate speech detection remains a formidable challenge, further compounded by the diversity of digital platforms. This study investigates the effectiveness and adaptability of pre-trained and fine-tuned Large Language Models (LLMs) in identifying hate speech, to address two central questions: (1) To what extent does the model performance depend on the fine-tuning and training parameters?, (2) To what extent do models generalize to cross-domain hate speech detection? and (3) What are the specific features of the datasets or models that influence the generalization potential? The experiment shows that LLMs offer a huge advantage over the state-of-the-art even without pretraining. Ordinary least squares analyses suggest that the advantage of training with fine-grained hate speech labels is washed away with the increase in dataset size. We conclude with a vision for the future of hate speech detection, emphasizing cross-domain generalizability and appropriate benchmarking practices.

Disclaimer — This paper contains violent and discriminatory content that may be disturbing to some readers.

1 Introduction

The widespread use of the internet, especially social media, has amplified online hate speech, with varying regulations across regions like the US and the EU (Herz and Molnár, 2012). While platforms like Facebook employ automated systems to remove potential hate content, certain severe forms of hate speech, such as threats or racism, require legal action. As these platforms become increasingly prevalent, effectively identifying and mitigating such harmful content becomes paramount. Given the high costs and psychological toll of human moderation, there is a pressing need for automated solutions.

However, hate speech detection is a challenging problem where a single model may not generalize to different scenarios. For instance, differentiating between hateful, spam, abusive, and profane content requires a deep understanding of the underlying intent and the context in which the words are used (Toraman et al., 2022; Mandl et al., 2019; Zampieri et al., 2019). Large language models (LLMs) may offer a promising solution for high-precision hate speech detection, as they are often trained on extensive, multilingual and multi-source text data for various text classification tasks (Taori et al., 2023; Touvron et al., 2023; Chiang et al., 2023). However, in this case, benchmarking black-box large language models (LLMs) remains a significant challenge. This is because the opacity surrounding how LLMs are trained – specifically, what their training data comprised, and what specific tasks they were trained on – poses a considerable barrier to their effective utilization. Without this knowledge, determining the most appropriate LLM for a task such as hate speech detection becomes an increasingly difficult guessing game, in part due to the proliferation of LLMs that successively outperform each other on a standard set of tasks (Chiang et al., 2023). The lack of transparency also raises concerns about their generalizability to real-world scenarios.

From an application standpoint, a second research gap emerges regarding whether fine-tuning would improve the model performance for a popular task such as hate speech detection, as there is no prior evidence to suggest that it consistently enhances performance across various domains. A third research gap lies in whether models, if fine-tuned and/or pre-trained, would generalize easily to new domains and what factors are predictive of generalizability. Prior research has referred to the importance of dataset size, label similarity (Karan and Šnajder, 2018; Swamy et al., 2019), coverage (Pamungkas and Patti, 2019), and the number

of authors (Arango et al., 2019), yet they do not offer an exhaustive analysis of the effects of dataset characteristics on model generalizability. Furthermore, although cross-domain classification studies of hate speech detection have been conducted in the past (Fortuna et al., 2021), similar benchmarks are unavailable in the context of LLMs.

To address these research gaps, in this study, we evaluate and benchmark various standard and fine-tuned large language models (LLMs) for detecting hate speech in different domains and contexts. Our analytical framework serves as a benchmarking tool, setting a standard for future research in hate speech detection using LLMs, ensuring consistent and comparable results. Our work addresses the following research questions:

1. To what extent does the model performance depend on the fine-tuning and training parameters?
2. To what extent do models generalize to cross-domain hate speech detection?
3. What are the specific features of the datasets or models that influence the generalization potential?

2 Background

Cross-domain classification is the generalization of a classification model trained on a particular type of dataset and used to classify datasets that the model has not seen while training. There has recently been a spurt in studies that offer a cross-domain setting for hate speech detection (Waseem, 2016; Waseem et al., 2017; Davidson et al., 2017; Chandrasekharan et al., 2017; Waseem et al., 2018; Gröndahl et al., 2018; Karan and Šnajder, 2018; Swamy et al., 2019; Salminen et al., 2020).

The studies by Waseem (2016) and Waseem and Hovy (2016) collapsed the data into hate speech and not hate speech and tested their models on out of domain data, reporting poor generalizability. Chandrasekharan et al. (2017) applied a different approach to generalize models to new datasets. Given unlabeled data from multiple sources, they used a semantic distance measure to distinguish hate speech from others. The authors found that this approach outperformed models that were trained on in-domain labeled data and could generalize well. The study by Waseem et al. (2018) was able to generalize to new data by enriching their

training data with a third dataset and then using multi-task learning. Karan and Šnajder (2018) used 9 different datasets - W&H (Waseem and Hovy, 2016), Waseem (Waseem, 2016), TRAC (Kumar et al., 2018), Kol (Kolhatkar et al., 2020), Gao (Gao and Huang, 2017), Kaggle (Conversation, 2017), Wul1, Wul2 and Wul3 (Wulczyn et al., 2017) in training their hate speech models. First, they categorized all datasets into positive(abusive) and negative(non-abusive), then trained each of the datasets using support vector machines and tested on 8 other datasets, they observed 50% reduction in f1 score on out-of-domain data. Next, they used transfer learning to augment the original domain with the information from a different domain. Their approach resulted in improvement in 6 out of 9 cross-domain datasets, and the authors concluded that achieving strong performance in classifying the target dataset requires including at least some training data from that specific dataset.

However, the findings from Swamy et al. (2019) and Fortuna et al. (2021) offer a different perspective. Unlike Waseem et al. (2018) and Karan and Šnajder (2018), they showed generalization can be achieved without augmenting out-of-domain data. Swamy et al. (2019) merged datasets into binary categories and trained state-of-the-art BERT-based models. They reported that in-domain results were significantly better than other state-of-the-art models just by fine-tuning. They also extrapolated that the model would perform better on out-of-domain data if the datasets were of a similar type. Furthermore, their findings suggest that datasets with larger percentages of positive samples tend to generalize better than datasets with fewer positive samples, in particular when tested against dissimilar datasets. (Fortuna et al., 2021) used 9 publicly available datasets and collapsed them into binary categories and were able to train BERT, ALBERT, SVM, fasText. They observed that in most of the cases transformer models generalize better. For generalization, in-domain performance is also important.

In another study (Arango et al., 2019) brings up an additional characteristic that should be taken into account in the context of the cross-dataset hate speech classification, namely the number of authors of the material captured in a dataset; however, the authors report an F1 score of 0.54, suggesting that dataset size and author complexity may increase the difficulty of the task.

In this work, we address some of the pressing

Dataset	Instances	Instances after preprocessing	Source	Positive (1)	Negative (0)
Gab	33,776	32,010	Gab	14,614	17,396
Reddit	22,334	16,982	Reddit	5,255	11,727
OLID	14,200	9,914	Twitter	1,074	8,840
SOLID _{extended}	3340	3,337	Twitter	347	2,990
SOLID _{semEval}	2997	2,995	Twitter	188	2,807
HASOC (English)	5,983	4,734	Twitter and Facebook	1,143	3,591
ICWSM	5,143	3,221	YouTube and Facebook	2,364	857
Restricted	100,000	58,812	Twitter	4,963	53,849
Toraman (English)	100,000	89,236	Twitter	1,617	87,619

Table 1: The datasets used in our experiments. 1 = “Hateful” and 0 = “Non-Hateful”

gaps that remain in prior work, such as the need to relate the advances in natural language processing research to the body of prior work on cross-domain studies of hate speech detection. Previous studies have achieved the best performance using different approaches, ranging from SVMs to deep learning models eg. (Gröndahl et al., 2018). However, in recent years transformer models like BERT have outperformed most others. Transfer learning has also been shown to improve BERT performance (Moza-fari et al., 2020). Our work benchmarks the performance of LLMs on hate speech detection tasks for many standard datasets against these prior state-of-the-art results, while also setting an agenda for future research.

3 Approach

We aim to understand the robustness and adaptability of our models in identifying hate speech across varied contexts and sources. Therefore, we have reported the efficacy of LLMs in detecting hate speech as in-domain performance, as well as across different domains (cross-domain), both pre- and post-fine-tuning.

3.1 Model Setup

We have illustrated our model pipeline in Figure 1 and described it in the following paragraphs.

As our goal is to train large language models to classify an input text into two classes, i.e. Neutral or Hateful, we attempted a few approaches in building the classification pipeline. First, we used the LLM to generate textual output and used techniques like keyword extraction to classify it into two classes. Second, we used the LLM to generate textual output, get the BERT embeddings of the generated text, and build a classifier using the BERT embeddings to classify it into the two classes. Finally, we used the LLM to get the last hidden layer’s embeddings and build a classifier using the hidden embeddings to classify it into the

two classes.

We had very limited success with the first two techniques, perhaps because we were trying to fit the model’s textual output into the two classes, which contains many extra output words apart from the correct classification. Thus, we chose the third technique to build our framework. The framework comprises a classification pipeline using a Backbone LLM to get text embeddings. The LLM may or may not be fine-tuned on a sub-sample of the hate speech dataset, depending on the designated parameters of the pipeline. Subsequently, we use the embeddings to classify it as Neutral or Hateful with the help of a Binary Classifier. First, we provide an input text, converted into the following instruction format *<Instruction, Input, Output>*. Next, the instruction format input is fed to a Backbone LLM model, and the LLM’s last hidden layer is extracted. Finally, the last hidden layer is fed to a Binary Classification model, which outputs the predicted class.

3.1.1 Backbone Model

The LLM Backbone can be a Large Language Model, such as LLaMA (Touvron et al., 2023), Alpaca (Taori et al., 2023), Vicuna (Chiang et al., 2023) etc. In our paper, we have used the following 4 Backbone Models:

- LLaMA-7B¹: LLaMA is open source foundation model released by Meta AI. It has been trained on publicly accessible data. It is based on the transformer architecture proposed by (Vaswani et al., 2017) and comprises of 7 billion parameters.
- LLaMA-7B-finetuned: We instruction fine-tune the base LLaMA-7B model on a sub-sample of our hate-speech data using QLoRA (Dettmers et al., 2023) and

¹<https://huggingface.co/decapoda-research/llama-7b-hf>

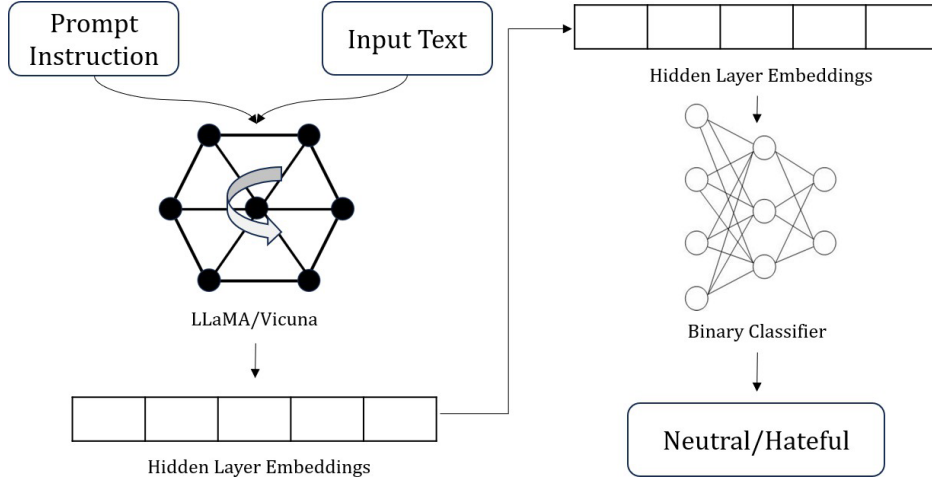


Figure 1: Model Pipeline

PEFT (Mangrulkar et al.) which is a cost-effective technique for low resource training.

- Vicuna-7B:² Vicuna-7B is obtained by fine-tuning LLaMA-7B base model using approximately 70K user-shared conversations gathered from ShareGPT.com
- Vicuna-7B-finetuned: Similar to the fine-tuning of base LLaMA-7B, we have used instruction-based fine-tuning to fine-tune the Vicuna-7B base model on a sub-sample of our hate-speech dataset.

The reason for our choice of the above two base models, viz. LLaMA (Touvron et al., 2023) and Vicuna (Chiang et al., 2023) is that while LLaMA is a foundation model, which has not been fine-tuned on any specific task, Vicuna is built on top of Alpaca (Taori et al., 2023), and Alpaca has been fine-tuned to follow instructions. Thus, we wanted to compare the performance of foundation and instruction-tuned models.

3.1.2 Binary Classifier

The Binary Classifier is trained on the last hidden layer embeddings of the Backbone LLMs. We convert all the training samples to the *Alpaca Instruction Format*, and pass them through the Backbone LLMs, and dump the last hidden layer weights. Then, we use these 4096-dimensional embeddings as input to the classifier and 0/1 as labels for Neutral/Hateful cases, respectively, to train the classifier.

²<https://huggingface.co/lmsys/vicuna-7b-v1.5>

3.2 LLM Fine-tuning and Classifier Training

3.2.1 LLM Fine-tuning

We fine-tuned both of the base models, i.e. LLaMA and Vicuna on a sub-sample of our hate-speech dataset, using QLoRA (Detrmers et al., 2023), an extremely cost-effective and affordable training technique. By fine-tuning the base models on our hate-speech dataset, we hope to help the model learn various nuances of the actual examples of hateful texts.

We used 1000 examples from each of the 9 datasets and converted them in the Alpaca Instruction Format *<Instruction, Input, Output>* to do the instruction fine-tuning. We used "Detect if the text is hateful or neutral" as the instruction, the content of the input text as the input, and *HATEFUL* or *NEUTRAL* as the output. Making use of fine-tuning scripts³⁴, we ran the fine-tuning for 1 epoch with batch size 128. This provided us with two more Backbone LLMs, i.e. *LLaMA-7B-finetuned*, and *Vicuna-7B-finetuned*.

3.2.2 Classifier Training

For a given dataset, the Binary Classifier is trained on the last hidden layer embeddings of the Backbone LLMs. We take 2000 training examples from the given dataset, and convert them to *Alpaca Instruction Format*, and pass them through one of the four Backbone LLMs, and dump the last hidden layer weights. Then, we use these dumped embeddings as input to the classifier and 0/1 as labels for Neutral/Hateful cases, respectively, to train the

³<https://github.com/tloen/alpaca-lora>

⁴<https://github.com/artidoro/qlora>

classifier. Thus, for each dataset, we end up with 4 Binary Classifiers, one for each Backbone LLM. The classifier is trained for 50 epochs, with early stopping, and in most cases, training ends at around 15-20 epochs.

As a result of Binary Classification training, we have 4 classifiers for each of the 9 datasets, and we use these classifiers to evaluate the self-domain and cross-domain performance on the test sets (end-domains).

Also, when we are training the classifiers on the fine-tuned models, we observe that using a model fine-tuned on an enriched dataset (9000 samples, 1000 from each dataset) performs significantly better than non-enriched dataset (only 1000 samples from the respective dataset), thus we decide to use the models fine-tuned on the enriched datasets to get the weight dumps to train the classifiers.

4 Experimental setup

In the *In-Domain Performance* section, we evaluated various Backbone LLMs on their performance on hate speech detection across nine datasets reported in Table 1. Therefore, each LLM is paired with 9 classifiers tailored to a specific dataset. These classifiers are trained on 2,000 samples from their respective datasets and subsequently tested on the entirety of the same dataset. The results comparing the best model performance on the F1 scores are reported in Table 2.

In the *Cross-Domain Performance* evaluation, we explored the adaptability of these models. Each backbone LLM is associated with 8 out-of-domain classifiers from different domains for every end-domain dataset. Though trained on 2,000 samples from their datasets, these classifiers are evaluated on all samples from a different end-domain dataset to obtain cross-domain F1 scores. The results are detailed in Table 3/

Finally, for the evaluation of factors predicting *Model Generalizability*, we consider the predictive performance as a multivariate optimization problem dependent on the source similarity, source of origin, label distribution, dataset size, base model, and other considerations.

Therefore, our experiments denote a $5(\text{source}) \times 2(\text{basemodel}) \times 2(\text{finetuning})$ ablation design, with additional covariates, such as training dataset size and in-domain performance. We then conducted a multiple linear regression over these parameters to identify which of these

factors played a significant role in explaining model performance in a cross-domain setting.

4.1 Datasets

The Hate Speech detection task was formulated as a binary classification problem of whether a text is hateful or non-hateful, on nine publicly available datasets, with label distributions reported in Table 1.

- Reddit and Gab (Qian et al., 2019): These datasets comprise of 22,334 and 33,776 points respectively and the texts are categorised as hateful and non-hateful. Reddit dataset is more imbalanced than Gab. For testing and training we have kept the same ratios as present in the data.
- HASOC (Mandl et al., 2019): This dataset has 5 different columns HateSpeech, Offensive, Profanity, Non-Hate-Offensive and Hate-Offensive. Our study has used HateSpeech and Non-Hate-Offensive columns from the English dataset.
- Toraman (Toraman et al., 2022): This dataset has 100,000 tweets; 20k tweets are taken from each different domain - religion, sports, gender, race and politics, with columns as hate, offensive and normal.
- ICWSM (Salminen et al., 2018): This is comments data on videos posted by social media news on YouTube and Facebook. The comments are divided into hateful and normal and further divided into 13 main categories and 16 subcategories.
- OLID (Zampieri et al., 2019), SOLID SemEval and SOLID Extended (Rosenthal et al., 2020): The datasets are hierarchically divided into three tasks - Offensive Language Detection, Categorization of Offensive Language, and Offensive Language Target Identification. We have used the first task to get the neutral examples and the third task to get the hateful examples.
- Restricted (Founta et al., 2018): Comprising of 100,000 annotated data points categorized into four distinct classes: normal, hateful, spam, and abusive. We have segregated normal and hateful classes as per the need of our study.

5 Results & Analysis

The following paragraphs summarize our key results, while the detailed model performance is reported in the online supplement.⁵

5.1 In-Domain Performance

In answer to RQ1, we observe that using LLMs, even without fine-tuning, significantly improves the self-domain as well as the cross-domain performance on the datasets, as compared to the previously available best models, as reported in Table 2

Table 2 provides the best results per dataset per model variant. For **Gab**, the F1-score of the best model (CNN) was 0.896, while that of our best model is 0.9942, which is an almost 10% increase (0.0982). For **Reddit**, the F1-score of the best model (RNN) was 0.77, which increased to 0.9601, resulting in a substantive 19% (0.1901) increase.

For the **Toraman**, the F1-score of the best model (Megatron) was 0.830, which increased to 0.9851 for our best model, resulting in 15% (0.1551) increase in the F1-score.

For **ICWSM**, the F1-score of the best model (SVM) was 0.96, which increased to 0.9978 for our best model.

For datasets like **OLID**, **SOLID_SemEval**, **SOLID_Extended** and **HASOC**, there isn't a direct comparison, as their dataset is in a hierarchical format while ours is in a binary classification format, but even for the first task, our best model's performance significantly outperforms the baselines, as illustrated in the Self-Domain Performance.

As per Table 2, in about half of the cases the base model for LLaMA outperformed the fine-tuned model. Note the very high scores on the three Solid datasets, which leads us to suspect that they are pre-included in the models' pretraining corpora.

By instruction fine-tuning the base LLaMA-7B model, we observe that the average F1-score of LLaMA-7B-finetuned model slightly decreases (0.00304) as compared to the LLaMA-7B model while at the same time, by instruction fine-tuning Vicuna-7B, the average F1-score of Vicuna-7B-finetuned increases (0.001319) as compared to the Vicuna-7B model. There is a significant improvement in the F1-score of **Toraman**, **Reddit** and **OLID**.

Dataset	LLaMA Variants		Vicuna Variants	
	Best-Performing Variant (F1)	F1	Best-Performing Variant (F1)	F1
Gab	Training	0.994	Training	0.994
HASOC	Finetuning + Training	0.997	Finetuning + Training	0.997
ICWSM	Finetuning + Training	0.998	Training	0.998
Reddit	Finetuning + Training	0.959	Finetuning + Training	0.960
Restricted	Training	0.994	Training	0.998
Toraman	Training	0.978	Finetuning + Training	0.985
Solid Extended	Training	1	Training	1
OLID	Training	0.998	Finetuning + Training	0.999
Solid SemEval	Training	1	Finetuning + Training	0.997

Table 2: The best-performing LLaMA and Vicuna variants for in-domain hate speech detection.

Test Dataset	Best Performing Model	Training Dataset	F1
Gab	Vicuna	Reddit	0.992
Reddit	LLaMA	Gab	0.952
HASOC	Vicuna	Gab	0.997
ICWSM	LLaMA	HASOC	0.995
Restricted	LLaMA	Gab	0.998
Toraman	Vicuna	Gab, OLID	0.993
OLID	LLaMA	Gab, Reddit	0.999
Solid_Extended	LLaMA	Gab, HASOC	1
Solid_SemEval	LLaMA	Gab, HASOC	1

Table 3: The best-performing models for cross-domain hate speech detection.

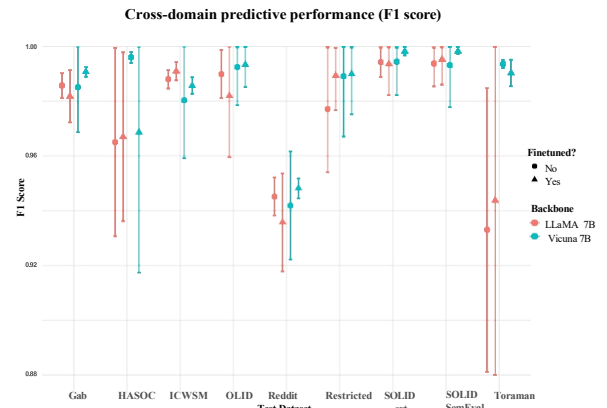


Figure 2: Cross-domain predictive performance for hate speech detection

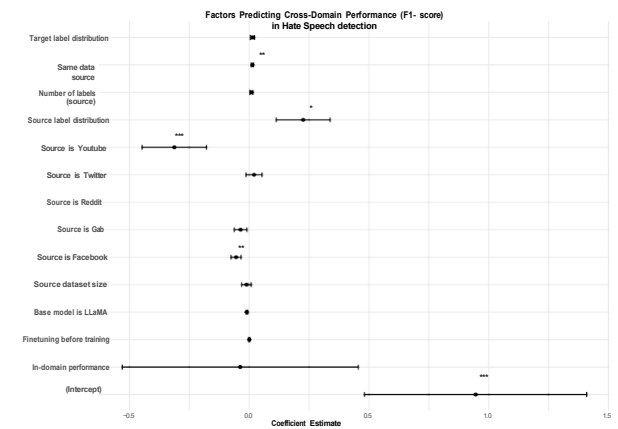


Figure 3: Model generalizability measured through regressing all model performance on training and testing parameters

⁵https://anonymous.4open.science/r/colm_results-E888/

5.2 Cross-Domain Performance

In answer to RQ2, Table 3 and Figure 2 reports the best-performing fine-tuned models for cross-domain hate speech detection, with the second column denoting the best or fine-tuned models for each validation dataset in the third column. In general, the Table suggests that models fine-tuned on the Gab dataset had the best cross-domain generalizability, except in the case of ICWSM (sourced from Twitter), where a model fine-tuned on HASOC, also sourced from Twitter, performed the best. Once again, the OLID, SOLID-Extended, and SOLID SemEval datasets proved to be less useful benchmarks as suggested by the extremely high model accuracies. We expect that this occurred because they may have been used for pre-training the LLMs we chose, and have little to do with the dataset we fine-tuned on.

The findings suggest that instruction fine-tuning Vicuna-7B model has resulted in the increase of the cross-domain performance for 7 out of the 9 datasets (Gab, ICWSM, OLID, Reddit, Restricted, SOLID_Extended and SOLID_SemEval) as compared to the base Vicuna-7B model. Similarly, instruction fine-tuning LLaMA-7B has resulted in the increase of the cross-domain performance for 5 out of 9 datasets (HASOC, ICWSM, Restricted, SOLID_SemEval and Toraman) as compared to the base LLaMA model. Instances of false negatives in the fine-tuned Vicuna backbone trained on Gab (typically the best-performing cross-domain setup in our findings) and tested on Reddit, and vice-versa, are reported in the Appendix in Table 4. Many of the instances of the Gab-trained model tested on Reddit fail on the subtle instances of hate speech, while the Reddit-trained model appear to fail on both subtle and explicitly hateful instances.

5.3 Error Analysis

Table 4 reports some of the examples where some of the best-performing cross-domain finetuned Vicuna models (as per Table 3) failed to correctly classify the input (false negatives).

In general, we observed that false negatives occur when the model struggles to detect implicit toxicity or subtle offensive language. This is especially evident in cases where the hate speech is masked by sarcasm or indirect phrasing (e.g., “A chinaman and a commie teaming up?”). In particular, long and convoluted sentences that bury toxic elements are often missed (e.g., “The flag is help-

less to stop you...”). Similarly, the classifier tends to overlook offensive slurs that are casually integrated into discourse (e.g., “You argue like a child, although...”). Moreover, slurs and offensive terms that are normalized in certain online communities seem to evade detection more frequently (e.g., “Get on the Front line C***!!”). On platforms like Gab or Reddit, where language norms differ, the model often fails to adapt (e.g., “Rick, the couple people I know...”). For instance, terms used casually in one platform might not trigger the model’s filters on another (e.g., “C*** hair away from achieving the same...”). The model also struggles with offensive terms that appear at the end of otherwise neutral statements (e.g., “It only shows you’re a...”). While certain phrases may seem contextually benign, their deeper connotations may go unnoticed (e.g., “Kanye saw through Taylor Tw** Swift...”). Lastly, the classifier’s reliance on explicit markers of toxicity may limit its ability to capture more nuanced expressions of hate.

Classifier with a fine-tuned Vicuna backbone LLM, trained on Reddit, tested on Gab

- A chinaman and a commie teaming up? The great proletarian cultural revolution is upon us!
- I think Kanye saw through Taylor Twat Swift before any of us saw who she really is. I question no more about why Kanye started cracking on her by taking the microphone away.
- Politicians misspeak all the time Yes I'm sure Kasich, a RINO and Trump hater, conspired to put McCain to death and knew about it advance. When McCain was a RINO and loved by other RINOs. ????? You are dumber than a black African.
- Twat, he loves them because they finance him. Book deals are a dead give away.
- Give it to a soldier who has defend it , then try to burn it . Show me what a badass you really are. The flag is helpless to stop you or fight back . Completely unnecessary act , its proves nothing and accomplishes nothing. It only shows your a ignorant weak faggot . Like kicking a puppy ,, it shows how weak and worthless you are
- Trump may not be our guy but he proved in the primaries that it's possible to mount a successful primary challenge against multiple deep state insiders and media favorites. Ron Paul was a cunt hair away from achieving the same, himself.
- As I said previously, you argue like a child, although with additional feedback I'd argue a retarded one at best.
- Get on the Front line Cunt !! Quit mouthin off & Get out there !!
- Astronaughts should stick to what they know best... getting out there in space...perhaps the silly cunt should take his helmet off next time he's having a spacewalk. Fuck me these lefty scum give me the literal shits...and some of these useless cunts think that having fucked the good ole USA up the ass with their liberal crapola they can move to New Zealand

Classifier with a fine-tuned Vicuna backbone LLM, trained on Gab, tested on Reddit

- I'll agree on Rick, the couple people I know who say he's one of their favorite characters are insufferable twats.
- Look a historical revisionist, how cute. Go back to your gender studies echo chamber and plot on how the world would be perfect if men simply didn't exist.
- Oh wow we got a white knight here that goes on PPD and starts talking shit about commenters. Why don't you fly to England, put on your white knight armor, and defend all the fat worthless alimony money stealing fatties.
- An american will start yelling or disparaging. Verbal sparring is fun and really interesting to watch... but a bumbling piece of white trash is neither.

Table 4: Examples of false negatives in cross-domain hate speech detection.

5.4 Factors determining Model Generalizability

The ordinary least squares analyses reported in Figure 3 suggest that to generalize well, training dataset size and in-domain performance are secondary to label imbalance. Simple, small-sample, pre-training of Vicuna-based language

models rather than fine-tuning significantly impact model performance. The effects of having fine-grained labels matter primarily when training datasets are small in size; however, these effects are washed away for larger training datasets. We see that fine-tuning LLMs matters little, and researchers may simply pre-train their chosen language models on a small labeled sample, preferably from the same source, in order to get the best possible results. Fine-tuning or training on Facebook or YouTube data appears to adversely impact model performance, more so in the case of YouTube than Facebook.

6 Discussion

Our findings suggest that cross-domain fine-tuning, even on a single epoch, is nearly always beneficial for greater precision on a known target dataset. Although newer models have emerged, these findings remain highly relevant, as the principles of enhancing model precision through targeted fine-tuning and leveraging label diversity apply to current and future models:

- **Label Diversity:** Our findings provide a complementary perspective to the insights from [Swamy et al. \(2019\)](#) and [Fortuna et al. \(2021\)](#). While their findings suggested that training data from a similar platform or a model with high in-domain performance was a critical factor for achieving effective generalization in hate speech detection, our analysis suggests that label distribution offers a key indicator of effective fine-tuning for LLMs.
- **Model Superiority with Fine-tuning:** Our results question the need to fine-tune LLMs for text classification tasks such as hate speech detection. While models like Vicuna-7B, when fine-tuned, consistently outperform their base versions across various datasets, this is not the case with LLaMA-7B.

7 Conclusion

Our contribution is a research design to benchmark cross-domain performance of hate speech detection models. We demonstrate substantive improvements over the state-of-the-art hate speech detection models, often with a single epoch of fine-tuning. The first key takeaway of our work is that generalization varies from model to model and that in general, label imbalance affects model performance in cross-dataset applications. The second takeaway is

that for out-of-domain prediction on a given end-domain dataset, there are specific advantages for fine-tuned models trained on small datasets with fine-grained hate speech labels.

Limitations: While our research demonstrates the potential of large language models (LLMs) for hate speech detection, several limitations remain. First, hate speech detection is highly context-dependent, and the same model may not generalize well across different sociocultural settings or types of hate speech. Differentiating between hateful, abusive, spam, or profane content requires a deep understanding of the language and intent behind it, which current LLMs may not fully capture ([Toraman et al., 2022](#)). Second, the opacity of LLMs regarding their training data poses significant challenges in benchmarking and selecting models for specific tasks like hate speech detection ([Chiang et al., 2023](#)). Without transparency about the datasets and tasks used for pre-training, it is difficult to ascertain a model’s suitability for real-world applications. The existing high accuracy created a ceiling effect for us to effectively showcase the value of fine-tuning, but we anticipate that except for a specific set of very hard problems, text classification through fine-tuned LLMs would easily achieve superior performance. Moreover, while cross-domain fine-tuning consistently improves performance, the lack of labeled datasets for certain types of hate speech, as well as label imbalances, may limit the generalizability of our findings. This is particularly relevant for underrepresented or evolving forms of hate speech, which may not be adequately captured by models fine-tuned on traditional datasets like SOLID Semeval. Lastly, ethical concerns remain: models trained in specific sociocultural contexts may unintentionally violate social or cultural norms when deployed in other contexts, leading to biased or inaccurate results ([Diener et al., 2009](#)). These limitations highlight the need for transparency, context-awareness, and continuous evaluation of hate speech detection models.

Ethical considerations: Despite our cross-domain validation efforts, we caution that relying exclusively on AI-inferred predictions of hate speech may lead to inaccurate measurements. Models trained in a specific sociocultural setting may nevertheless violate the social conventions in specific settings ([Diener et al., 2009](#)). Furthermore, the models we have fine-tuned are typically more precise at the aggregate- or group level.

References

- Aymé Arango, Jorge Pérez, and Barbara Poblete. 2019. Hate speech detection is not as easy as you may think: A closer look at model validation. In *Proceedings of the 42nd international acm sigir conference on research and development in information retrieval*, pages 45–54.
- Eshwar Chandrasekharan, Mattia Samory, Anirudh Srinivasan, and Eric Gilbert. 2017. The bag of communities: Identifying abusive behavior online with preexisting internet data. In *Proceedings of the 2017 CHI conference on human factors in computing systems*, pages 3175–3187.
- Wei-Lin Chiang, Zhuohan Li, Zi Lin, Ying Sheng, Zhanghao Wu, Hao Zhang, Lianmin Zheng, Siyuan Zhuang, Yonghao Zhuang, Joseph E Gonzalez, et al. 2023. Vicuna: An open-source chatbot impressing gpt-4 with 90%* chatgpt quality. See <https://vicuna.lmsys.org> (accessed 14 April 2023).
- AI Conversation. 2017. Toxic comment classification challenge: Identify and classify toxic online comments.
- Thomas Davidson, Dana Warmusley, Michael Macy, and Ingmar Weber. 2017. Automated hate speech detection and the problem of offensive language. In *Proceedings of the international AAAI conference on web and social media*, volume 11, pages 512–515.
- Tim Dettmers, Artidoro Pagnoni, Ari Holtzman, and Luke Zettlemoyer. 2023. Qlora: Efficient finetuning of quantized llms. *arXiv preprint arXiv:2305.14314*.
- Ed Diener, Marissa Diener, and Carol Diener. 2009. Factors predicting the subjective well-being of nations. In *Culture and well-being*, pages 43–70. Springer.
- Paula Fortuna, Juan Soler-Company, and Leo Wanner. 2021. How well do hate speech, toxicity, abusive and offensive language classification models generalize across datasets? *Information Processing & Management*, 58(3):102524.
- Antigoni Founta, Constantinos Djouvas, Despoina Chatzakou, Ilias Leontiadis, Jeremy Blackburn, Gianluca Stringhini, Athena Vakali, Michael Sirivianos, and Nicolas Kourtellis. 2018. Large scale crowdsourcing and characterization of twitter abusive behavior. In *Proceedings of the international AAAI conference on web and social media*, volume 12.
- Lei Gao and Ruihong Huang. 2017. Detecting online hate speech using context aware models. *arXiv preprint arXiv:1710.07395*.
- Tommi Gröndahl, Luca Pajola, Mika Juuti, Mauro Conti, and N Asokan. 2018. All you need is "love" evading hate speech detection. In *Proceedings of the 11th ACM workshop on artificial intelligence and security*, pages 2–12.
- Michael Herz and Péter Molnár. 2012. *The content and context of hate speech: Rethinking regulation and responses*. Cambridge University Press.
- Mladen Karan and Jan Šnajder. 2018. Cross-domain detection of abusive language online. In *Proceedings of the 2nd workshop on abusive language online (ALW2)*, pages 132–137.
- Varada Kolhatkar, Hanhan Wu, Luca Cavasso, Emilie Francis, Kavan Shukla, and Maite Taboada. 2020. The sfu opinion and comments corpus: A corpus for the analysis of online news comments. *Corpus Pragmatics*, 4:155–190.
- Ritesh Kumar, Atul Kr Ojha, Shervin Malmasi, and Marcos Zampieri. 2018. Benchmarking aggression identification in social media. In *Proceedings of the first workshop on trolling, aggression and cyberbullying (TRAC-2018)*, pages 1–11.
- Thomas Mandl, Sandip Modha, Prasenjit Majumder, Daksh Patel, Mohana Dave, Chintak Mandlia, and Aditya Patel. 2019. Overview of the hasoc track at fire 2019: Hate speech and offensive content identification in indo-european languages. In *Proceedings of the 11th annual meeting of the Forum for Information Retrieval Evaluation*, pages 14–17.
- S Mangrulkar, S Gugger, L Debut, Y Belkada, and S Paul. Peft: State-of-the-art parameter-efficient fine-tuning methods. 2022. URL <https://github.com/huggingface/peft>.
- Marzieh Mozafari, Reza Farahbakhsh, and Noel Crespi. 2020. A bert-based transfer learning approach for hate speech detection in online social media. In *Complex Networks and Their Applications VIII: Volume 1 Proceedings of the Eighth International Conference on Complex Networks and Their Applications COMPLEX NETWORKS 2019 8*, pages 928–940. Springer.
- Endang Wahyu Pamungkas and Viviana Patti. 2019. Cross-domain and cross-lingual abusive language detection: A hybrid approach with deep learning and a multilingual lexicon. In *Proceedings of the 57th annual meeting of the association for computational linguistics: Student research workshop*, pages 363–370.
- Jing Qian, Anna Bethke, Yinyin Liu, Elizabeth Belding, and William Yang Wang. 2019. A benchmark dataset for learning to intervene in online hate speech. *arXiv preprint arXiv:1909.04251*.
- Sara Rosenthal, Pepa Atanasova, Georgi Karadzhov, Marcos Zampieri, and Preslav Nakov. 2020. Solid: A large-scale semi-supervised dataset for offensive language identification. *arXiv preprint arXiv:2004.14454*.
- Joni Salminen, Hind Almerikhi, Milica Milenkovic', Soon-gyo Jung, Jisun An, Haewoon Kwak, and Bernard Jansen. 2018. Anatomy of online hate: developing a taxonomy and machine learning models for identifying and classifying hate in online news

media. In *Proceedings of the International AAAI Conference on Web and Social Media*, volume 12.

Joni Salminen, Maximilian Hopf, Shammur A Chowdhury, Soon-gyo Jung, Hind Almerikhi, and Bernard J Jansen. 2020. Developing an online hate classifier for multiple social media platforms. *Human-centric Computing and Information Sciences*, 10:1–34.

Steve Durairaj Swamy, Anupam Jamatia, and Björn Gambäck. 2019. Studying generalisability across abusive language detection datasets. In *Proceedings of the 23rd conference on computational natural language learning (CoNLL)*, pages 940–950.

Rohan Taori, Ishaan Gulrajani, Tianyi Zhang, Yann Dubois, Xuechen Li, Carlos Guestrin, Percy Liang, and Tatsunori B Hashimoto. 2023. Alpaca: A strong, replicable instruction-following model. *Stanford Center for Research on Foundation Models*. <https://crfm.stanford.edu/2023/03/13/alpaca.html>, 3(6):7.

Cagri Toraman, Furkan S, ahinuç, and Eyup Halit Yilmaz. 2022. Large-scale hate speech detection with cross-domain transfer. *arXiv preprint arXiv:2203.01111*.

Hugo Touvron, Thibaut Lavril, Gautier Izacard, Xavier Martinet, Marie-Anne Lachaux, Timothée Lacroix, Baptiste Rozière, Naman Goyal, Eric Hambro, Faisal Azhar, et al. 2023. Llama: Open and efficient foundation language models. *arXiv preprint arXiv:2302.13971*.

Ashish Vaswani, Noam Shazeer, Niki Parmar, Jakob Uszkoreit, Llion Jones, Aidan N Gomez, Łukasz Kaiser, and Illia Polosukhin. 2017. Attention is all you need. *Advances in neural information processing systems*, 30.

Zeera Waseem. 2016. Are you a racist or am i seeing things? annotator influence on hate speech detection on twitter. In *Proceedings of the first workshop on NLP and computational social science*, pages 138–142.

Zeera Waseem, Thomas Davidson, Dana Warmusley, and Ingmar Weber. 2017. Understanding abuse: A typology of abusive language detection subtasks. *arXiv preprint arXiv:1705.09899*.

Zeera Waseem and Dirk Hovy. 2016. Hateful symbols or hateful people? predictive features for hate speech detection on twitter. In *Proceedings of the NAACL student research workshop*, pages 88–93.

Zeera Waseem, James Thorne, and Joachim Bingel. 2018. Bridging the gaps: Multi task learning for domain transfer of hate speech detection. *Online harassment*, pages 29–55.

Ellery Wulczyn, Nithum Thain, and Lucas Dixon. 2017. Ex machina: Personal attacks seen at scale. In *Proceedings of the 26th international conference on world wide web*, pages 1391–1399.

Marcos Zampieri, Shervin Malmasi, Preslav Nakov, Sara Rosenthal, Noura Farra, and Ritesh Kumar. 2019. Predicting the type and target of offensive posts in social media. *arXiv preprint arXiv:1902.09666*.

A Baseline results

Table 5 reports the state-of-the-art in prior work for each of the nine datasets under study, for the task of hate speech detection.

Dataset	Best Performing Model	Metric	Score
Gab	CNN	F1	0.896
Reddit	RNN	F1	0.775
Toraman	Megatron	F1	0.830
ICWSM	SVM	F1	0.960
OLID (Task A)	CNN	F1	0.900
OLID (Task C)	CNN	F1	0.670
SOLIDsemEval(TaskA)	BERT	Macro-F1	0.923
SOLIDsemEval(TaskC)	BERT	Macro-F1	0.645
HASOC (Task A)	LSTM	Weighted F1	0.839
HASOC (Task C)	LSTM	Weighted F1	0.820

Table 5: Baseline results of the best model for each dataset

B Additional results

The comprehensive set of results for the 36 classifiers evaluated for RQ1 and the 288 classifiers evaluated for RQ2 are reported in < https://anonymous.4open.science/r/colm_results-E888/ >.