

A Boundary Offset Prediction Network for Named Entity Recognition

Minghao Tang^{1,2}, Yongquan He³, Yongxiu Xu^{1,2*}, Hongbo Xu¹, Wenyuan Zhang^{1,2}
and Yang Lin³

¹Institute of Information Engineering, CAS, China

²School of Cyber Security, UCAS, China

³Meituan, China

{tangminghao, xuyongxiu, hbxu}@iie.ac.cn, heyongquan@meituan.com

Abstract

Named entity recognition (NER) is a fundamental task in natural language processing that aims to identify and classify named entities in text. However, span-based methods for NER typically assign entity types to text spans, resulting in an imbalanced sample space and neglecting the connections between non-entity and entity spans. To address these issues, we propose a novel approach for NER, named the Boundary Offset Prediction Network (BOPN), which predicts the boundary offsets between candidate spans and their nearest entity spans. By leveraging the guiding semantics of boundary offsets, BOPN establishes connections between non-entity and entity spans, enabling non-entity spans to function as additional positive samples for entity detection. Furthermore, our method integrates entity type and span representations to generate type-aware boundary offsets instead of using entity types as detection targets. We conduct experiments on eight widely-used NER datasets, and the results demonstrate that our proposed BOPN outperforms previous state-of-the-art methods.

1 Introduction

Named entity recognition (NER) is a fundamental task in natural language processing (NLP) that involves identifying and categorizing named entities in text, such as people, locations and organizations. It has drawn much attention from the community due to its relevance in various NLP applications, such as entity linking (Le and Titov, 2018; Hou et al., 2020) and relation extraction (Miwa and Bansal, 2016; Li et al., 2021b).

Various paradigms have been proposed for NER, including the sequence labeling (Huang et al., 2015; Ju et al., 2018), hypergraph-based (Lu and Roth, 2015; Katiyar and Cardie, 2018; Wang and Lu, 2018), sequence-to-sequence (Gillick et al., 2016; Yan et al., 2021) and span-based methods (Sohrab

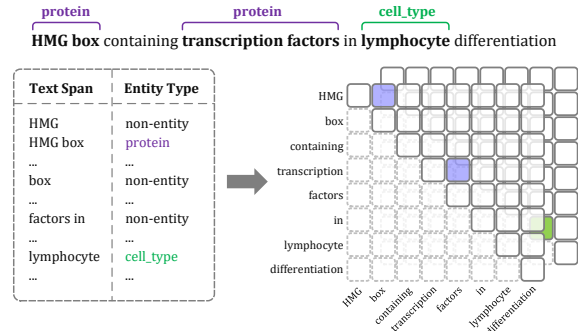


Figure 1: A sentence from GENIA dataset (Ohta et al., 2002), containing 8 words and 3 entities. The candidate spans cover the upper triangular region with a total of 36 samples of each matrix. There are 2 and 1 positive samples for "protein" and "cell type" entity types, respectively.

and Miwa, 2018; Shen et al., 2021; Chen et al., 2021). Among these approaches, the span-based method has become the most popular due to its simplicity and effectiveness. It is straightforward that typically embeds all possible text spans and predicts their entity types, making it suitable for various NER subtasks (Li et al., 2021a, 2022).

Despite significant progress made by span-based methods in NER, there remain two critical issues that require attention. Firstly, these methods often suffer from highly imbalanced sample spaces, as exemplified in Figure 1. Such imbalance can negatively impact the trainability and performance of deep neural networks (Johnson and Khoshgoftaar, 2019). Although some methods (Shen et al., 2021; Wan et al., 2022) mitigate this issue by restricting the maximum span length, such an approach can also constrain the model's predictive power. Secondly, current span-based methods primarily focus on learning the distinction between non-entities and entities, disregarding their relationships. While a model can identify whether "HMG box" is an entity, it may fail to recognize the connection be-

*Yongxiu Xu is the corresponding author

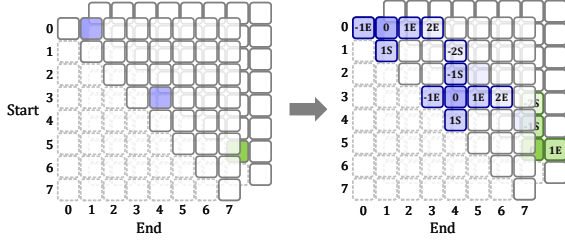


Figure 2: Text spans annotated with boundary offset. "1S" or "1E" represents a span has 1 offset from its nearest entity at the start or end boundary, and so on.

tween "HMG" and "HMG box." To enhance the model's ability to recognize entities, it is crucial to explicitly capture both boundary differences and connections between non-entities and entities.

In this paper, we intend to model text spans by utilizing boundary offset information as supervision, rather than predict their probability of belonging to entities. As shown in Figure 2, there could be two advantages for deep models when boundary offsets are learnable: *i)* The natural quantitative relationships between offset values enable the model to capture boundary differences and connections simultaneously. *ii)* Non-entity spans can have specific semantics that guide the positioning of entity spans, leading to an improved sample space with fewer negative samples.

Based on this observation, we propose the Boundary Offset Prediction Network (BOPN) for NER. BOPN focuses on predicting boundary offsets between candidate spans and their nearest entities, providing a new perspective on modeling text spans. Specifically, our method follows the pipeline of first learning span representations and then classifying them for offset prediction. BERT (Devlin et al., 2019) and BiLSTM (Lample et al., 2016) are used to embed texts, followed by a Conditional Layer (Liu et al., 2021) for building span representations. Meanwhile, we also treat entity types as inputs rather than classification targets, which are fused with span representations to generate type-aware boundary offsets in parallel. Finally, we incorporate multiple 3D convolution layers to capture the natural quantitative relationships between the offset values.

We evaluate our method on eight widely-used NER datasets, including five English NER datasets and three Chinese NER datasets. The experimental results demonstrate that our approach outperforms the existing state-of-the-art methods. Furthermore, a detailed examination reveals a significant im-

provement in recall scores when aggregating results across offset labels, which is particularly beneficial for recall-sensitive applications.

2 Problem Definition

Named Entity Recognition (NER) aims to identify of all entities within an input sentence $X = \{x_n\}_{n=1}^N$, based on a pre-defined set of entity types $Y = \{y_m\}_{m=1}^M$. Typically, an entity is specified by token boundaries and a entity types.

Our proposed method focuses on predicting the boundary offset between each candidate text span and its nearest entity. Hence, we formulate each text span as a quadruple: $\{x_i, x_j, f_s, y_m\}$, where i and j denote the start and end boundary indices of the span, f_s represents the start or end boundary offset from its nearest entity of type y_m . Note that an entity span is a special case with $f_s = 0$.

Annotation Guidelines To facilitate understanding, we present the essential boundary offset labels as follow:

- **Center Span:** refers to an entity span with an offset label of "0".
- ***S or *E:** denotes the annotation of the start or end boundary offsets for non-entity spans. "*" represents an offset value in the range of $[-S, \dots, -1, 1, \dots, S]$, where S denotes the maximum offset value.
- **Out-of-Range:** refers to the annotation of a non-entity span with an absolute boundary offset value from its nearest entity exceeding the maximum offset value S .

The annotation procedure for boundary offsets involves three steps. Initially, a 3-dimensional matrix $\mathcal{O} \in \mathbb{R}^{M \times N \times N}$ is constructed according to the input sentence X , where M denotes the number of entity types and N represents the length of the sentence. Next, we annotate the center spans with the offset label "0" based on the golden entities present in X . Entities of different types are assigned to their respective sub-matrices. Finally, for non-entity spans, we compute the start and end boundary offset values with respect to all center spans. Their annotation is determined by the absolute minimum offset value. If the absolute minimum offset value is less than S , we annotate the corresponding *S or *E; otherwise, we label the span as "Out-of-Range".

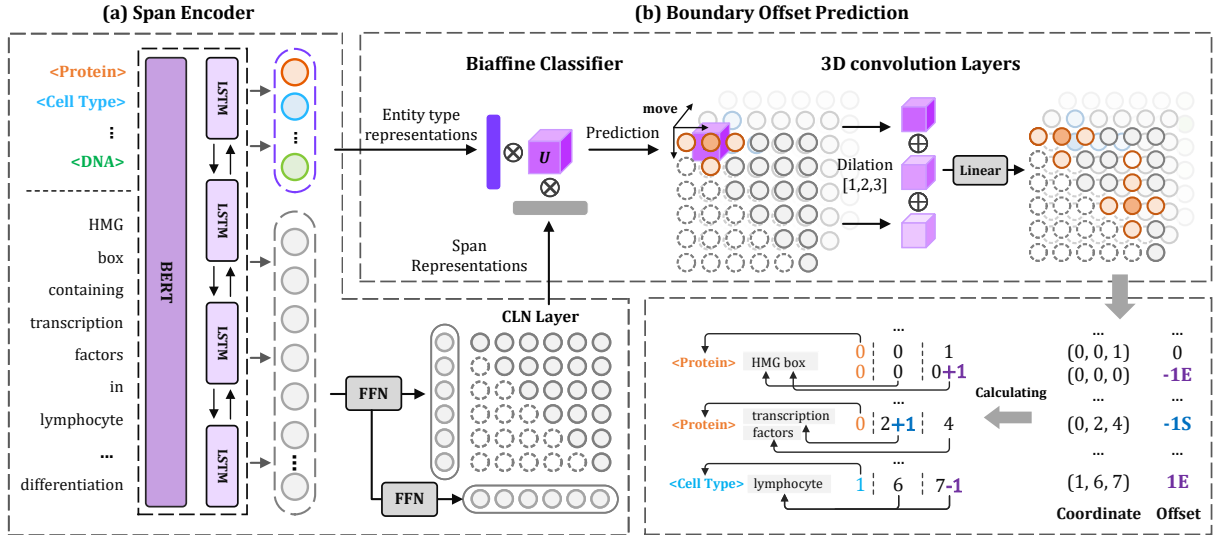


Figure 3: An overview architecture of our method, which mainly consists of two components: a Span Encoder and a Boundary Offset Predictor.

3 Methods

Figure 3 provides an overview of our method, which encompasses two primary components: a Span Encoder (Section 3.1) and a Boundary Offset Predictor (Section 3.2). The Span Encoder is responsible for encoding entity types and sentences, utilizing word representations to construct span representations. Subsequently, the entity type and span representations are inputted into the boundary offset predictor, facilitating type-aware offset classification.

3.1 Span Encoder

Drawing inspiration from the prompt-based methods (Qin and Eisner, 2021; Han et al., 2022), we consider entity types as task-oriented inputs, indicating the specific types of entities that the model needs to predict within a given sentence.

To achieve this, we create a set of additional type tokens, denoted as $P = \{p_m\}_{m=1}^M$, where p_m represents a learnable special token corresponding to entity type y_m . Next, we concatenate the soft tokens P with the sentence X to form a single sequence, and employ BERT (Devlin et al., 2019) to encode them simultaneously. The output of BERT is then passed through a BiLSTM (Lample et al., 2016) to generate final embedding features $H = \{h_1, h_2, \dots, h_{M+N}\} \in \mathbb{R}^{(M+N) \times d}$, where d is the hidden size. Finally, we split H to obtain entity type representations $H^Y \in \mathbb{R}^{M \times d}$ and token representations $H^X \in \mathbb{R}^{N \times d}$, respectively.

Span Representation Given the token representations $H^X = \{h_1, h_2, \dots, h_N\}$, the span representation v_{ij} can be considered as a fusion of the boundary representations (h_i, h_j) . Following Li et al. (2022), we adopt the Conditional Layer Normalization (CLN) (Liu et al., 2021) mechanism to build a high-quality span representation:

$$\begin{aligned} v_{ij} &= \text{CLN}(h_i, h_j) \\ &= \gamma_j \otimes \text{Norm}(h_i) + \lambda_j, \end{aligned} \quad (1)$$

where $\text{Norm}(\cdot)$ is the instance normalization function (Ulyanov et al., 2016), γ_j and λ_j are the condition parameters that are obtained by two different feedforward networks: $\gamma_j = \text{FFN}(h_j)$ and $\lambda_j = \text{FFN}(h_j)$.

While valid candidate spans are restricted to the upper triangular region of the adjacent text span matrix, a region embedding $E = [e_{up}, e_{low}] \in \mathbb{R}^{2 \times d_e}$ are adapted to distinguish the positions of text spans. The final representation of each span is obtained as: $\hat{v}_{ij} = [v_{ij}, e_{up}]$ if $i \leq j$; $\hat{v}_{ij} = [v_{ij}, e_{low}]$ if $i > j$.

3.2 Boundary Offset Predictor

As previously mentioned, we utilize the entity types as inputs to guide the model in generating type-aware boundary offsets, rather than categorizing each text span into a particular entity type.

The biaffine classifier (Yu et al., 2020) is employed to fuse entity type representations and span representations. Specifically, given an entity type representation $h_m \in H^Y$ and span representation

$\hat{v}_{ij} \in \hat{V}$, a scoring vector $c_{mij} \in \mathbb{R}^L$ can be computed as:

$$h'_y = \text{FFN}(h_y), \quad \hat{v}'_{ij} = \text{FFN}(\hat{v}_{ij}), \quad (2)$$

$$c_{mij} = (h'_m)^T U \hat{v}'_{ij} + W(h'_m \oplus \hat{v}'_{ij}) + b, \quad (3)$$

where L is the number of offset labels¹; $U \in \mathbb{R}^{L \times d_b \times d_b}$, $W \in \mathbb{R}^{L \times 2d_b}$ and $b \in \mathbb{R}^L$ are learnable parameters, d_b is the biaffine hidden size.

3D Convolution Layer Furthermore, we utilize multiple 3-dimensional convolution (3DConv) layers to capture the inherent quantitative relationships between the boundary offsets of adjacent text spans. As depicted in Figure 3(b), the 3D convolution kernels traverse the complete score matrix C in three directions, thereby aggregating offset predictions for adjacent text spans across all entity types. The computation in a single convolution layer can be expressed as:

$$Q = \sigma(3\text{DConv}(C)), \quad (4)$$

where $Q \in \mathbb{R}^{M \times N \times N \times L}$, σ is the GELU activation function (Hendrycks and Gimpel, 2016). We assign different dilation rates to each convolution layer, and then concatenate their outputs followed by a linear to calculate final prediction scores:

$$\hat{Q} = \text{Linear}(Q_1 \oplus Q_2 \oplus Q_3), \quad (5)$$

To obtain the probability distribution of span (i, j) over the offset labels, $\hat{q}_{mij} \in \hat{Q}$ is fed into a softmax layer:

$$\hat{o}_{mij} = \text{softmax}(\hat{q}_{mij}), \quad (6)$$

3.3 Training and Inference

Learning Objective In our method, the learning objective is to accurately assign a boundary offset to each text span, which can be treated as a multi-class classification problem and optimized using cross-entropy loss:

$$\mathcal{L} = -\frac{1}{MN^2} \sum_m \sum_i \sum_j o_{mij}^T \log(\hat{o}_{mij}) \quad (7)$$

where $o_{mij} \in \mathbb{R}^D$ represents the ground-truth, which is an one-hot vector encoded from the annotated adjacent text span matrix \mathcal{O} .

¹Given a maximum offset S , $L = 4S + 2$ when considering both start and end boundary offset; $L = 2S + 2$ when only considering start or end boundary offset.

Inference with Boundary offsets During the inference process, decoding entities based on predicted boundary offsets is a straightforward procedure. The output of our method is a matrix of size $M \times N \times N$, where each cell represents a potential entity and contains information about its boundaries and type. For example, a cell with coordinates (m, i, j) and the prediction "-1E" indicates an entity of type y_m with a start boundary at x_i and an end boundary at x_{j+1} . Conversely, if the predicted value is "out-of-range," it implies that the cell does not correspond to any entity.

However, blindly accepting all predicted boundary offsets may result in sub-optimal outcomes as it disregards the quantitative relationship between boundary offsets. Therefore, we introduce two heuristic rules to identify unreasonable predictions: *i*) Predicted boundary offsets that do not align with their nearest center span. *ii*) Predicted boundary offsets that do not adhere to a sequential order with neighboring spans.

4 Experimental Settings

4.1 Datasets

To evaluate our method, we conducted experiments on five English NER datasets, including CoNLL 2003 (Sang and De Meulder, 2003), OntoNotes 5², ACE 2004³, ACE 2005⁴ and GENIA (Ohta et al., 2002); and three Chinese NER datasets, including MSRA (Levow, 2006), Resume NER (Zhang and Yang, 2018) and Weibo NER (Peng and Dredze, 2015). Note that ACE 2004, ACE 2005 and GENIA are nested NER datasets, others are flat datasets.

For OntoNotes 5, we take the same train/dev/test as used in CoNLL 2012 shared task (Pradhan et al., 2012). For ACE 2004 and ACE 2005, we use the same data split as Lu and Roth (2015). For GENIA, we follow Katiyar and Cardie (2018) to split train/test as 9:1. For other datasets, we employ the same settings in previous works (Ma et al., 2020; Yan et al., 2021; Zhu and Li, 2022).

4.2 Implementation Details

We use BioBERT-v1.1 (Lee et al., 2020) as the contextual embedding in GENIA. For other English corpora, we BERT-large-cased (Devlin et al., 2019) as the contextual embedding. For Chinese

²<https://catalog.ldc.upenn.edu/LDC2005T09>

³<https://catalog.ldc.upenn.edu/LDC2005T09>

⁴<https://catalog.ldc.upenn.edu/LDC2006T06>

Models	CoNLL 2003			OntoNotes 5		
	P	R	F_1	P	R	F_1
Sequence Labeling Methods						
BiLSTM-CRF (Miwa and Bansal, 2016)	-	-	91.03	86.04	86.53	86.28
BERT-Tagger (Devlin et al., 2019)	-	-	92.80	90.01	88.35	89.16
Span-based Methods						
Biaffine (Yu et al., 2020)* [†]	92.46	92.67	92.55	89.94	89.81	89.88
W2NER (Li et al., 2022)	92.71	93.44	93.07	90.03	90.97	90.50
Boundary Smooth (Zhu and Li, 2022)* [†]	92.89	93.20	93.04	90.42	90.81	90.61
DiffusionNER (Shen et al., 2023a)	92.99	92.56	92.78	90.31	91.02	90.66
Others						
Seq2Seq (Straková et al., 2019)	-	-	92.98	-	-	-
BartNER (Yan et al., 2021) [†]	92.57	93.53	93.05	89.65	90.87	90.26
PIQN (Shen et al., 2022)	93.29	92.46	92.87	91.43	90.73	90.96
PromptNER (Shen et al., 2023b)	92.48	92.33	92.41	-	-	-
BOPN (Ours)	93.22	93.15	93.19	90.93	91.40	91.16

Table 1: Results on English flat NER datasets CoNLL 2003 and OntoNotes 5. [†] means our re-implementation via their code. * denotes a fair comparison that their BERT encoder is consistent with our model.

Models	MSRA			Resume NER			Weibo NER		
	P	R	F_1	P	R	F_1	P	R	F_1
Sequence Labeling Methods									
Lattice (Zhang and Yang, 2018)	93.57	92.79	93.18	94.81	94.11	94.46	53.04	62.25	58.79
Flat (Li et al., 2020)	-	-	96.09	-	-	95.86	-	-	68.55
SoftLexicon (Ma et al., 2020)	95.75	95.10	95.42	96.08	96.13	96.11	70.94	67.02	70.50
MECT (Wu et al., 2021)	-	-	96.24	-	-	95.98	-	-	70.43
Span-based Methods									
W2NER (Li et al., 2022)	96.12	96.08	96.10	96.96	96.35	96.65	70.84	73.87	72.32
Boundary Smooth (Zhu and Li, 2022)	96.37	96.15	96.26	96.63	96.69	96.66	70.16	75.36	72.66
DiffusionNER (Shen et al., 2023a)	95.71	94.11	94.91	-	-	-	-	-	-
BOPN (Ours)	96.44	96.34	96.39	96.73	96.83	96.78	71.79	73.90	72.92

Table 2: Results on Chinese flat NER datasets MSRA, Resume and Weibo.

corpora, we use the BERT pre-trained with whole word masking (Cui et al., 2021).

The BiLSTM has one layer and 256 hidden size with dropout rate of 0.5. The size of region embedding d_e is 20. The maximum offset value S is selected in $\{1, 2, 3\}$. For all datasets, we train our models by using AdamW Optimizer (Loshchilov and Hutter, 2017) with a linear warmup-decay learning rate schedule. See Appendix A for more details. Our source code can be obtained from <https://github.com/mhtang1995/BOPN>.

4.3 Evaluation

We use strict evaluation metrics where a predicted entity is considered correct only when both the boundaries (after adding boundary offset) and type are accurately matched. The precision, recall and F_1 scores are employed. We run our model for five times and report averaged values.

5 Results and Analysis

5.1 Main Results

The performance of our proposed method and the baselines on English flat NER datasets is presented in Table 1. The experimental results demonstrate that our approach surpasses the previous state-of-the-art (SOTA) methods by +0.12% on the CoNLL 2003 dataset and +0.20% on the OntoNotes 5 dataset, achieving superior performance with F_1 scores of 93.19% and 91.16%, respectively. For Chinese flat NER datasets, we provide the results in Table 2. Similarly, our proposed method achieves SOTA performance in terms of F_1 scores, surpassing the previous best method by +0.13%, +0.12%, and +0.26% in F_1 scores on the MSRA, Resume NER, and Weibo NER datasets, respectively.

The performance results on English nested NER datasets are presented in Table 3. Remarkably,

Models	ACE 2004			ACE 2005			GENIA		
	P	R	F_1	P	R	F_1	P	R	F_1
Sequence Labeling Methods									
Layered (Ju et al., 2018)	-	-	-	74.2	70.3	72.2	78.5	71.3	74.7
Pyramid (Wang et al., 2020)	86.08	86.48	86.28	83.95	85.39	84.66	79.45	78.94	79.19
Span-based Methods									
Biaffine (Yu et al., 2020)	87.3	86.0	86.7	85.2	85.6	85.4	78.2	78.2	78.2
Locate and Label (Shen et al., 2021)	87.44	87.38	87.41	86.09	87.27	86.67	80.19	80.89	80.54
W2NER (Li et al., 2022)	87.33	87.71	87.52	85.03	88.62	86.79	83.10	79.76	81.39
Triaffine (Yuan et al., 2022)	87.13	87.68	87.60	86.70	86.94	86.82	80.42	82.06	81.23
Boundary Smooth (Zhu and Li, 2022)	88.43	87.53	87.98	86.25	88.07	87.15	-	-	-
DiffusionNER (Shen et al., 2023a)	88.11	88.66	88.39	86.15	87.72	86.93	82.10	80.97	81.53
Others									
Seq2Seq (Straková et al., 2019)	-	-	84.33	-	-	83.42	-	-	78.20
BartNER (Yan et al., 2021)	87.27	86.41	86.84	83.16	86.38	84.74	78.57	79.30	78.93
PIQN (Shen et al., 2022)	88.48	87.81	88.14	86.27	88.60	87.42	83.24	80.35	81.77
PromptNER (Shen et al., 2023b)	87.58	88.76	88.16	86.07	88.38	87.21	-	-	-
BOPN (Ours)	89.13	89.40	89.26	89.56	91.23	90.39	82.14	82.16	82.14

Table 3: Results on English nested NER datasets ACE 2004, ACE 2004 and GENIA.

	CoNLL 2003	Resume NER	ACE 2004
BOPN (Ours)	93.19	96.78	89.26
- w/o Type Inp.	92.87	96.41	88.83
- w/o Region Emb.	92.71	96.22	88.71
- w/o BO	92.74	96.26	88.62
- w/o 3DConv	92.87	96.40	89.11
- MBO ($S = 1$)	93.11	96.75	89.14
- MBO ($S = 2$)	93.15	96.78	89.26
- MBO ($S = 3$)	93.19	96.71	89.22
- 3DConv ($l = 1$)	93.08	96.69	89.18
- 3DConv ($l = 2$)	93.19	96.75	89.26
- 3DConv ($l = 3$)	93.05	96.78	89.25

Table 4: Ablation Studies. MBO means the maximum boundary offset value.

our proposed BOPN achieves substantial improvements in performance on these datasets, with F_1 scores increasing by +0.87%, +2.97%, and +0.37% on ACE 2004, ACE 2005, and GENIA, respectively. These results align with our expectations, as the boundary features of nested entities are more intricate compared to flat entities. We attribute this improvement to two key factors: 1) Our method predicts the boundary information of various entity types in parallel, effectively avoiding nested boundary conflicts between different types of entities. 2) By predicting boundary offsets, our method expands the predictive range for each text span, allowing for more granular and precise identification of entity boundaries.

5.2 Ablation Studies

In order to assess the impact of each component in our method, we conduct ablation studies on the CoNLL 2003, ACE 2005, and Resume NER datasets. The results of these studies are presented in Table 4.

Maximum Boundary Offset We investigate the impact of training the model with different maximum offset values S through our ablation studies. The hyperparameter S determines the annotation scope of non-entity spans with boundary offset. Specifically, the extreme scenario of setting S to 0 corresponds to a condition "w/o BO" (without Boundary Offset). The results indicate a significant decline in performance when employing "w/o BO," confirming the usefulness of utilizing boundary offsets as supervision. However, we also observe that the optimal S value varies across different datasets. This could be attributed to the fact that a larger S value provides more boundary knowledge but also increases the label search space. Consequently, hyperparameter tuning for S becomes necessary to achieve the best performance in practice.

In addition, we analyze the learning curves of our model with different maximum offset values. Figure 4 demonstrates that a larger S can accelerate the training process of the model. We think the reason may be that a larger S not only leads to an increase of positive samples but also results in a decrease of negative samples, thereby ultimately enhancing the trainability of the model.

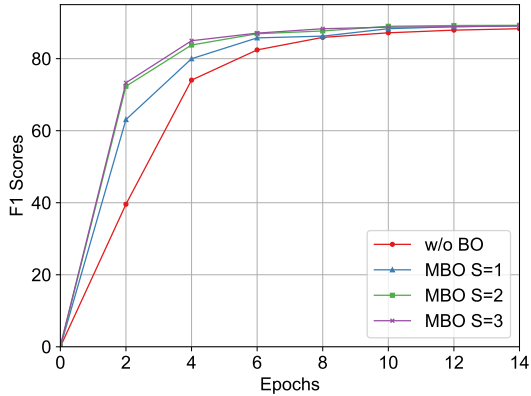


Figure 4: The learning curves on ACE 2004 dataset.

Label	P	R	F_1	Support
-2S	81.51	82.02	81.76	5029
-1S	81.62	82.97	82.29	5292
1S	79.55	81.47	80.50	3281
2S	76.27	79.55	77.88	1438
-2E	78.64	77.19	77.90	1464
-1E	79.79	80.58	80.18	3254
1E	82.26	82.20	82.23	5393
2E	82.37	80.75	81.57	5113
0	81.92	81.95	81.93	5495
ALL	79.21	84.22	81.64	5495
- w/ rules	81.85	82.56	82.20	5495

Table 5: Performance of each boundary offset label on GENIA, where the maximum offset value is 2. The reported results is one out of five experiments.

3D Convolution Layer "w/o 3DConv" indicates the 3D convolution layers are removed. As seen, the results show a decline in performance across all datasets, indicating the importance of 3D convolution layers in capturing the interactions between boundary offsets of adjacent text spans.

Type Inputs "w/o Type Inputs" refers to a setting where the entity types encoded with the sentence are replaced, in which the randomly initialized entity type embeddings are fed into the biaffine classifier. The results obtained in this setting show a slight decline in performance.

Region Embedding The results demonstrate a slight drop in performance across all datasets without region embeddings. This suggests that integrating sample distribution features can be a reasonable approach for enhancing text span representations.

As the CLN layer and biaffine classifier serve as fundamental components in our approach for span

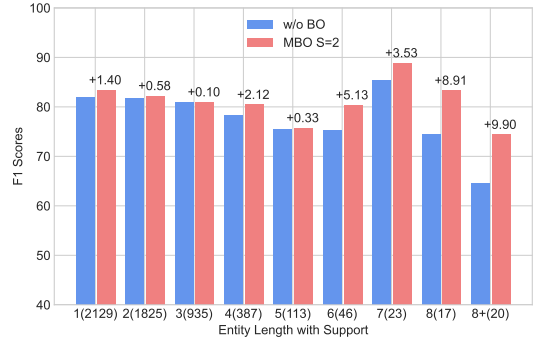


Figure 5: A comparison of F1-scores on entities of different lengths in GENIA dataset. Entity supports are in the parentheses.

representation and classification, they cannot be evaluated independently. Nonetheless, our ablation studies demonstrate the effectiveness of learning boundary offset information and the usefulness of each composition in our model.

5.3 Detailed Analysis

Performance on Different Offset Labels We investigate the performance of each boundary offset label, and the results are presented in Table 5. Notably, the offset label "0" has complete entity support and achieves an F_1 score of 82.04%. Furthermore, we observed a positive correlation between the quantity of entity support and the performance of boundary offset labels.

When a text span is not predicted as "out-of-range", its assigned label can be utilized to determine the position of its nearest entity. By aggregating all predictions of offset labels, we observe a sharp decrease in precision score, along with a significant increase in recall score, when compared to only considering the center span (with an offset label of "0"). This finding suggests that different offset labels provide distinct information that assists the model in recognizing additional entities. Nevertheless, this approach can introduce noisy predictions due to the model's inadequate performance on certain labels. Despite this limitation, it may have practical applicability in recall-sensitive applications.

As discussed in Section 3.3, we devise two heuristic rules to remove improbable predictions. Our findings reveal that this approach enhances the precision score, with only a minor reduction in the recall score, leading to an overall improvement in the F_1 score.

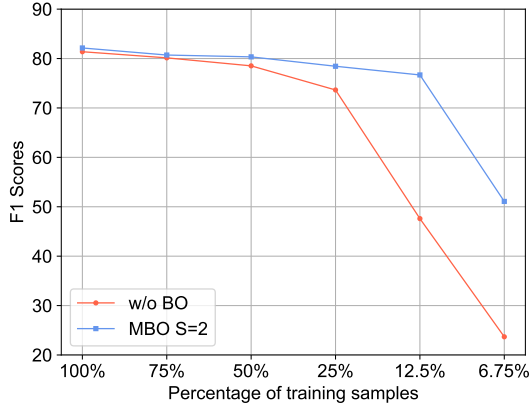


Figure 6: Effect of varying percentage of training samples on GENIA. We train all models for 50 epochs and report their best performance.

Performance on Entities with Varying Lengths

We explore the model performance on entities of different lengths in GENIA. As shown in Figure 5, we compare the F_1 scores of models which are training with different S . The model achieves higher F_1 scores across all columns when $S = 2$, with a more pronounced performance improvement for longer entities. The results highlight the usefulness of learning boundary offsets between non-entity and entity spans, which helps the model learn boundary features more effectively.

Size of Training Data As the boundary offset labels contain more informative knowledge, we hypothesize that our proposed BOPN would perform better with limited training data. As shown in Figure 6, our model achieves impressive results, exhibiting only a 5.46% decrease in performance when trained with a mere 12.5% of the available training data. In contrast, when boundary information is not utilized during training, the model’s performance declines rapidly as the amount of training data decreases, thus creating significant obstacles to effective training.

6 Related Work

In recent years, various paradigms for named entity recognition (NER) have been proposed, among which span-based methods have become one of the most mainstream approaches, treating NER as a text span classification problem. With the development of pre-trained language models, some works (Sohrab and Miwa, 2018; Luan et al., 2019; Wadden et al., 2019) obtain span representations by connecting boundary representations or aggregating token representations and feeding them into

a linear classifier for type prediction. Alternatively, Yu et al. (2020) utilizes a biaffine classifier to fuse start and end boundary representations directly for span classification. To further enhance span representation, several other methods (Wan et al., 2022; Yuan et al., 2022) propose fusing representations of token, boundary, and related entity spans.

Meanwhile, some methods try to improve span-based methods by adding boundary supervision. Specifically, Zheng et al. (2019) and Tan et al. (2020) additionally detect entity boundaries with multi-task learning, while Shen et al. (2021) perform boundary regression after span prediction. Li et al. (2022) design two word-word relations for span classification. Compared with previous methods, our proposed method utilizes continuous boundary offset values to model text spans, which can capture both the boundary differences and connections between non-entity and entity spans.

In addition to span-based methods, there are three widely-used NER methods. The traditional sequence labeling methods (Huang et al., 2015; Lample et al., 2016) assign each token a tag with a pre-designed tagging scheme (e.g., *BIO*). To address nested entities, some works (Ju et al., 2018; Wang et al., 2020; Rojas et al., 2022) add struggles or design special tagging schemes. Hypergraph-based methods (Lu and Roth, 2015; Katiyar and Cardie, 2018; Wang and Lu, 2018) represent the input sentence as a hypergraph for detecting nested entities, which must be carefully designed to avoid spurious structures. Sequence-to-sequence methods reformulate NER as a sequence generation problem. For example, Gillick et al. (2016) first apply the Seq2Seq model for NER, inputting the sentence and outputting start positions, entity lengths, and types. Straková et al. (2019) use the Seq2Seq model and enhanced BILOU scheme to address nested NER. Yan et al. (2021) treats NER as an entity span sequence generation problem with pointer network based on BART (Lewis et al., 2019).

7 Conclusion

In this paper, we introduce a novel approach for named entity recognition (NER) called the Boundary Offset Prediction Network (BOPN). BOPN predicts the boundary offsets between candidate spans and their nearest entities, leveraging entity types as inputs. By incorporating entity types, BOPN enables parallel prediction of type-aware boundary offsets, enhancing the model’s ability to capture

fine-grained entity boundaries. To capture the interactions between boundary offsets, we employ multiple 3D convolution layers, which refine the offset predictions and capture the inherent quantitative relationships between adjacent text spans.

The experimental results demonstrate that our proposed method achieves state-of-the-art performance on eight widely-used datasets, including five English NER datasets and three Chinese NER datasets. Moreover, further analysis reveals a significant improvement in recall scores by utilizing boundary offset as supervision, showcasing the utility of our approach for recall-sensitive applications in NER.

Limitations

The proposed BOPN approach has certain limitations that should be acknowledged. Firstly, while BOPN treats boundary offsets as classification targets, it does not explicitly model the order relationship between offset values. Although the 3D convolution layers are employed to implicitly capture interactions between boundary offsets, they do not provide a strong constraint on the ordering of offset labels.

Additionally, the method uses boundary offsets to convert some non-entity spans into positive samples, which leads to higher recall scores but potentially lower precision scores. To optimize prediction results, heuristic rules are applied to filter out unreasonable samples. However, these rules are based on observations and may not be comprehensive enough to handle all cases effectively.

Therefore, there is still a need to explore more effective ways to integrate and optimize the offset predictions in order to address these limitations and enhance the overall performance of the BOPN approach.

Ethics Statement

To address ethical concerns, we provide the two detailed description: 1) All experiments were conducted on existing datasets derived from public scientific papers. 2) Our work does not contain any personally identifiable information and does not harm anyone.

Acknowledgements

This work was supported by Strategic Priority Research Program of Chinese Academy of Sciences (NO. XDC02040400).

References

- Pei Chen, Haibo Ding, Jun Araki, and Ruihong Huang. 2021. Explicitly capturing relations between entity mentions via graph neural networks for domain-specific named entity recognition. In *Proceedings of the 59th Annual Meeting of the Association for Computational Linguistics and the 11th International Joint Conference on Natural Language Processing (Volume 2: Short Papers)*, pages 735–742.
- Yiming Cui, Wanxiang Che, Ting Liu, Bing Qin, and Ziqing Yang. 2021. Pre-training with whole word masking for chinese bert. *IEEE/ACM Transactions on Audio, Speech, and Language Processing*, 29:3504–3514.
- Jacob Devlin, Ming-Wei Chang, Kenton Lee, and Kristina Toutanova. 2019. Bert: Pre-training of deep bidirectional transformers for language understanding. In *Proceedings of the 2019 Conference of the North American Chapter of the Association for Computational Linguistics: Human Language Technologies, Volume 1 (Long and Short Papers)*, pages 4171–4186.
- Dan Gillick, Cliff Brunk, Oriol Vinyals, and Amarnag Subramanya. 2016. Multilingual language processing from bytes. In *Proceedings of the 2016 Conference of the North American Chapter of the Association for Computational Linguistics: Human Language Technologies*, pages 1296–1306.
- Xu Han, Weilin Zhao, Ning Ding, Zhiyuan Liu, and Maosong Sun. 2022. Ptr: Prompt tuning with rules for text classification. *AI Open*, 3:182–192.
- Dan Hendrycks and Kevin Gimpel. 2016. Gaussian error linear units (gelus). *arXiv preprint arXiv:1606.08415*.
- Feng Hou, Ruili Wang, Jun He, and Yi Zhou. 2020. Improving entity linking through semantic reinforced entity embeddings. In *Proceedings of the 58th Annual Meeting of the Association for Computational Linguistics*, pages 6843–6848.
- Zhiheng Huang, Wei Xu, and Kai Yu. 2015. Bidirectional lstm-crf models for sequence tagging. *arXiv preprint arXiv:1508.01991*.
- Justin M Johnson and Taghi M Khoshgoftaar. 2019. Survey on deep learning with class imbalance. *Journal of Big Data*, 6(1):1–54.
- Meizhi Ju, Makoto Miwa, and Sophia Ananiadou. 2018. A neural layered model for nested named entity recognition. In *Proceedings of the 2018 Conference of the North American Chapter of the Association for Computational Linguistics: Human Language Technologies, Volume 1 (Long Papers)*, pages 1446–1459.
- Arzoo Katiyar and Claire Cardie. 2018. Nested named entity recognition revisited. In *Proceedings of the 2018 Conference of the North American Chapter of the Association for Computational Linguistics: Human Language Technologies*, volume 1.

- Guillaume Lample, Miguel Ballesteros, Sandeep Subramanian, Kazuya Kawakami, and Chris Dyer. 2016. Neural architectures for named entity recognition. In *Proceedings of the 2016 Conference of the North American Chapter of the Association for Computational Linguistics: Human Language Technologies*, pages 260–270.
- Phong Le and Ivan Titov. 2018. Improving entity linking by modeling latent relations between mentions. In *Proceedings of the 56th Annual Meeting of the Association for Computational Linguistics (Volume 1: Long Papers)*, pages 1595–1604.
- Jinhyuk Lee, Wonjin Yoon, Sungdong Kim, Donghyeon Kim, Sunkyu Kim, Chan Ho So, and Jaewoo Kang. 2020. Biobert: a pre-trained biomedical language representation model for biomedical text mining. *Bioinformatics*, 36(4):1234–1240.
- Gina-Anne Levow. 2006. The third international chinese language processing bakeoff: Word segmentation and named entity recognition. In *Proceedings of the Fifth SIGHAN workshop on Chinese language processing*, pages 108–117.
- Mike Lewis, Yinhan Liu, Naman Goyal, Marjan Ghazvininejad, Abdelrahman Mohamed, Omer Levy, Ves Stoyanov, and Luke Zettlemoyer. 2019. Bart: Denoising sequence-to-sequence pre-training for natural language generation, translation, and comprehension. *arXiv preprint arXiv:1910.13461*.
- Fei Li, ZhiChao Lin, Meishan Zhang, and Donghong Ji. 2021a. A span-based model for joint overlapped and discontinuous named entity recognition. In *Proceedings of the 59th Annual Meeting of the Association for Computational Linguistics and the 11th International Joint Conference on Natural Language Processing (Volume 1: Long Papers)*, pages 4814–4828, Online. Association for Computational Linguistics.
- Jingye Li, Hao Fei, Jiang Liu, Shengqiong Wu, Meishan Zhang, Chong Teng, Donghong Ji, and Fei Li. 2022. Unified named entity recognition as word-word relation classification. In *Proceedings of the AAAI Conference on Artificial Intelligence*, volume 36, pages 10965–10973.
- Jingye Li, Kang Xu, Fei Li, Hao Fei, Yafeng Ren, and Donghong Ji. 2021b. Mrn: A locally and globally mention-based reasoning network for document-level relation extraction. In *Findings of the Association for Computational Linguistics: ACL-IJCNLP 2021*, pages 1359–1370.
- Xiaonan Li, Hang Yan, Xipeng Qiu, and Xuan-Jing Huang. 2020. Flat: Chinese ner using flat-lattice transformer. In *Proceedings of the 58th Annual Meeting of the Association for Computational Linguistics*, pages 6836–6842.
- Ruibo Liu, Jason Wei, Chenyan Jia, and Soroush Vosoughi. 2021. Modulating language models with emotions. In *Findings of the Association for Computational Linguistics: ACL-IJCNLP 2021*, pages 4332–4339.
- Ilya Loshchilov and Frank Hutter. 2017. Decoupled weight decay regularization. *arXiv preprint arXiv:1711.05101*.
- Wei Lu and Dan Roth. 2015. Joint mention extraction and classification with mention hypergraphs. In *Proceedings of the 2015 Conference on Empirical Methods in Natural Language Processing*, pages 857–867.
- Yi Luan, Dave Wadden, Luheng He, Amy Shah, Mari Ostendorf, and Hannaneh Hajishirzi. 2019. A general framework for information extraction using dynamic span graphs. In *Proceedings of the 2019 Conference of the North American Chapter of the Association for Computational Linguistics: Human Language Technologies, Volume 1 (Long and Short Papers)*, pages 3036–3046, Minneapolis, Minnesota. Association for Computational Linguistics.
- Ruotian Ma, Minlong Peng, Qi Zhang, Zhongyu Wei, and Xuan-Jing Huang. 2020. Simplify the usage of lexicon in chinese ner. In *Proceedings of the 58th Annual Meeting of the Association for Computational Linguistics*, pages 5951–5960.
- Makoto Miwa and Mohit Bansal. 2016. End-to-end relation extraction using lstms on sequences and tree structures. In *Proceedings of the 54th Annual Meeting of the Association for Computational Linguistics (Volume 1: Long Papers)*, pages 1105–1116.
- Tomoko Ohta, Yuka Tateisi, Jin-Dong Kim, Hideki Mima, and Junichi Tsujii. 2002. The genia corpus: An annotated research abstract corpus in molecular biology domain. In *Proceedings of the human language technology conference*, pages 73–77. Citeseer.
- Nanyun Peng and Mark Dredze. 2015. Named entity recognition for chinese social media with jointly trained embeddings. In *Proceedings of the 2015 conference on empirical methods in natural language processing*, pages 548–554.
- Sameer Pradhan, Alessandro Moschitti, Nianwen Xue, Olga Uryupina, and Yuchen Zhang. 2012. Conll-2012 shared task: Modeling multilingual unrestricted coreference in ontonotes. In *Joint conference on EMNLP and CoNLL-shared task*, pages 1–40.
- Guanghui Qin and Jason Eisner. 2021. Learning how to ask: Querying lms with mixtures of soft prompts. In *Proceedings of the 2021 Conference of the North American Chapter of the Association for Computational Linguistics: Human Language Technologies*, pages 5203–5212.
- Matías Rojas, Felipe Bravo-Marquez, and Jocelyn Dunstan. 2022. Simple yet powerful: An overlooked architecture for nested named entity recognition. In *Proceedings of the 29th International Conference on Computational Linguistics*, pages 2108–2117.

- Erik Tjong Kim Sang and Fien De Meulder. 2003. Introduction to the conll-2003 shared task: Language-independent named entity recognition. In *Proceedings of the Seventh Conference on Natural Language Learning at HLT-NAACL 2003*, pages 142–147.
- Yongliang Shen, Xinyin Ma, Zeqi Tan, Shuai Zhang, Wen Wang, and Weiming Lu. 2021. Locate and label: A two-stage identifier for nested named entity recognition. In *Proceedings of the 59th Annual Meeting of the Association for Computational Linguistics and the 11th International Joint Conference on Natural Language Processing (Volume 1: Long Papers)*, pages 2782–2794.
- Yongliang Shen, Kaitao Song, Xu Tan, Dongsheng Li, Weiming Lu, and Yueting Zhuang. 2023a. Diffusionner: Boundary diffusion for named entity recognition. *arXiv preprint arXiv:2305.13298*.
- Yongliang Shen, Zeqi Tan, Shuhui Wu, Wenqi Zhang, Rongsheng Zhang, Yadong Xi, Weiming Lu, and Yueting Zhuang. 2023b. Promptner: Prompt locating and typing for named entity recognition. *arXiv preprint arXiv:2305.17104*.
- Yongliang Shen, Xiaobin Wang, Zeqi Tan, Guangwei Xu, Pengjun Xie, Fei Huang, Weiming Lu, and Yueting Zhuang. 2022. Parallel instance query network for named entity recognition. In *Proceedings of the 60th Annual Meeting of the Association for Computational Linguistics (Volume 1: Long Papers)*, pages 947–961.
- Mohammad Golam Sohrab and Makoto Miwa. 2018. Deep exhaustive model for nested named entity recognition. In *Proceedings of the 2018 Conference on Empirical Methods in Natural Language Processing*, pages 2843–2849.
- Jana Straková, Milan Straka, and Jan Hajic. 2019. Neural architectures for nested ner through linearization. In *Proceedings of the 57th Annual Meeting of the Association for Computational Linguistics*, pages 5326–5331.
- Chuanqi Tan, Wei Qiu, Mosha Chen, Rui Wang, and Fei Huang. 2020. Boundary enhanced neural span classification for nested named entity recognition. In *Proceedings of the AAAI conference on artificial intelligence*, volume 34, pages 9016–9023.
- Dmitry Ulyanov, Andrea Vedaldi, and Victor Lempitsky. 2016. Instance normalization: The missing ingredient for fast stylization. *arXiv preprint arXiv:1607.08022*.
- David Wadden, Ulme Wennberg, Yi Luan, and Hananeh Hajishirzi. 2019. Entity, relation, and event extraction with contextualized span representations. In *Proceedings of the 2019 Conference on Empirical Methods in Natural Language Processing and the 9th International Joint Conference on Natural Language Processing (EMNLP-IJCNLP)*, pages 5784–5789, Hong Kong, China. Association for Computational Linguistics.
- Juncheng Wan, Dongyu Ru, Weinan Zhang, and Yong Yu. 2022. Nested named entity recognition with span-level graphs. In *Proceedings of the 60th Annual Meeting of the Association for Computational Linguistics (Volume 1: Long Papers)*, pages 892–903, Dublin, Ireland. Association for Computational Linguistics.
- Bailin Wang and Wei Lu. 2018. Neural segmental hypergraphs for overlapping mention recognition. In *Proceedings of the 2018 Conference on Empirical Methods in Natural Language Processing*, pages 204–214.
- Jue Wang, Lidan Shou, Ke Chen, and Gang Chen. 2020. Pyramid: A layered model for nested named entity recognition. In *Proceedings of the 58th Annual Meeting of the Association for Computational Linguistics*, pages 5918–5928.
- Shuang Wu, Xiaoning Song, and Zhenhua Feng. 2021. Mect: Multi-metadata embedding based cross-transformer for chinese named entity recognition. In *Proceedings of the 59th Annual Meeting of the Association for Computational Linguistics and the 11th International Joint Conference on Natural Language Processing (Volume 1: Long Papers)*, pages 1529–1539.
- Hang Yan, Tao Gui, Junqi Dai, Qipeng Guo, Zheng Zhang, and Xipeng Qiu. 2021. A unified generative framework for various ner subtasks. In *Proceedings of the 59th Annual Meeting of the Association for Computational Linguistics and the 11th International Joint Conference on Natural Language Processing (Volume 1: Long Papers)*, pages 5808–5822.
- Juntao Yu, Bernd Bohnet, and Massimo Poesio. 2020. Named entity recognition as dependency parsing. In *Proceedings of the 58th Annual Meeting of the Association for Computational Linguistics*, pages 6470–6476.
- Zheng Yuan, Chuanqi Tan, Songfang Huang, and Fei Huang. 2022. Fusing heterogeneous factors with triaffine mechanism for nested named entity recognition. In *Findings of the Association for Computational Linguistics: ACL 2022*, pages 3174–3186.
- Yue Zhang and Jie Yang. 2018. Chinese ner using lattice lstm. In *Proceedings of the 56th Annual Meeting of the Association for Computational Linguistics (Volume 1: Long Papers)*, pages 1554–1564.
- Changmeng Zheng, Yi Cai, Jingyun Xu, Ho-fung Leung, and Guandong Xu. 2019. A boundary-aware neural model for nested named entity recognition. In *Proceedings of the 2019 Conference on Empirical Methods in Natural Language Processing and the 9th International Joint Conference on Natural Language Processing (EMNLP-IJCNLP)*, pages 357–366, Hong Kong, China. Association for Computational Linguistics.
- Enwei Zhu and Jinpeng Li. 2022. Boundary smoothing for named entity recognition. In *Proceedings of the*

A Appendix

A.1 Datasets

We evaluate our method on eight datasets, including CoNLL 2003, OntoNotes 5, ACE 2004, ACE 2005, and GENIA for English NER datasets; MSRA, Resume NER and Weibo NER for Chinese NER datasets. Table 6 presents the detailed statistics of datasets.

A.2 Implementation Details

We use BioBERT-v1.1 (Lee et al., 2020) as the contextual embedding in GENIA. For other English corpora, we use BERT-large-cased (Devlin et al., 2019) as the contextual embedding. For Chinese corpora, we use the BERT pre-trained with whole word masking (Cui et al., 2021). Our model is implemented with PyTorch and trained with a NVIDIA RTX3090 GPU. We use a grid search to find the best hyperparameters which are tuned on the development set. The range of hyperparameters we used for eight datasets are listed in Table 7.

A.3 Baselines

We compare BOPN with the following baselines:

- **BiLSTM-CRF** (Miwa and Bansal, 2016) is a model for sequence labeling tasks that combines BiLSTM with CRF layers.
- **BERT-Tagger** (Devlin et al., 2019) that utilizes the pre-trained language model BERT as a feature extractor and incorporates a tag classifier for fine-tuning.
- **Lattice** (Zhang and Yang, 2018) proposed a lattice-structured LSTM model for Chinese NER.
- **Layered** (Ju et al., 2018) dynamically stacks flat NER layers to solve nested NER task.
- **Flat** (Li et al., 2020) proposes a flat-lattice transformer for Chinese NER, which converts the lattice structure into a flat structure consisting of spans.
- **Pyramid** (Wang et al., 2020) designs pyramid layer and inverse pyramid layer to decode nested entities.
- **SoftLexicon** (Ma et al., 2020) proposes a Chinese NER method in which lexicon information is introduced by simply adjusting the character representation layer.
- **MECT** (Wu et al., 2021) uses multi-metadata embedding in a two-stream transformer to integrate Chinese character features with the radical-level embedding.
- **Biaffine** (Yu et al., 2020) classifies text spans by a biaffine classifier between boundary representations.
- **Locate and Label** (Shen et al., 2021) proposed a two-stage identifier of locating entities with boundary regression first and classifying them later.
- **W2NER** (Li et al., 2022) models NER as word-word relation classification, including the next-neighboring-word and the tail-head-word relations.
- **Triaffine** (Yuan et al., 2022) proposed a triaffine mechanism to fuse information of inside tokens, boundaries, labels for NER.
- **Boundary Smooth** (Zhu and Li, 2022) proposed boundary smoothing as a regularization technique for span-based neural NER models.
- **DiffusionNER** (Shen et al., 2023a) formulates NER as a boundary-denoising diffusion process, which samples noisy spans from a Gaussian distribution.
- **Seq2Seq** (Straková et al., 2019) converts the labels of nested entities into a sequence and then uses a seq2seq model to decode entities.
- **BartNER** (Yan et al., 2021) formulates NER as an entity span sequence generation problem based on the pre-training Seq2Seq model BART (Lewis et al., 2019).
- **PIQN** (Shen et al., 2022) sets up global and learnable instance queries to extract entities from a sentence in a parallel manner.
- **PromptNER** (Shen et al., 2023b) unifies entity locating and entity typing in prompt learning for NER, which predicts all entities by filling position slots and type slots.

	CoNLL 2003	OntoNotes 5	ACE 2004	ACE 2005	GENIA	MSRA	Resume	Weibo
Types	4	18	7	7	5	3	8	4
#Train.S	17291	59924	6200	7194	16692	46471	3819	1350
#Dev.S	-	8528	745	969	-	-	463	270
#Test.S	3453	8262	812	1047	1854	4376	477	270
Avg.Len.S	14.38	18.11	22.61	18.97	25.41	45.54	31.17	54.57
#Train.E	29441	128738	22204	9389	50509	74703	13438	1855
#Dev.E	-	20354	2514	1112	-	-	1497	379
#Test.E	5648	12586	3035	1118	5506	6181	1630	409
Avg.Len.E	1.45	1.83	2.50	2.28	1.97	3.24	5.88	2.60

Table 6: Dataset Statistics. “#” denotes the amount. “S.” and “E.” denote sentence and entity mentions, respectively.

Parameter	Value
Epoch	[50, 80]
Batch size	[8, 16]
Learning rate (BERT)	[5e-6, 3e-5]
Learning rate (Other)	1e-3
LSTM hidden size d	256
LSTM dropout	0.5
Region embedding size d_e	20
Biaffine hidden size d_b	150
Biaffine dropout	0.2
Maximum offset value S	[1, 3]
Adam epsilon	1e-8
Warm factor	0.1

Table 7: Hyper-parameter settings.