

DAVIDSONIAN SCENE GRAPH: IMPROVING RELIABILITY IN FINE-GRAINED EVALUA- TION FOR TEXT-IMAGE GENERATION

Jaemin Cho^{1*} Yushi Hu² Roopal Garg³ Peter Anderson³ Ranjay Krishna²
Jason Baldrige³ Mohit Bansal¹ Jordi Pont-Tuset³ Su Wang³

¹University of North Carolina at Chapel Hill ²University of Washington ³Google Research
<https://google.github.io/DSG>

ABSTRACT

Evaluating text-to-image models is notoriously difficult. A strong recent approach for assessing text-image faithfulness is based on QG/A (question generation and answering), which uses pre-trained foundational models to automatically generate a set of questions and answers from the prompt, and output images are scored based on whether these answers extracted with a visual question answering model are consistent with the prompt-based answers. This kind of evaluation is naturally dependent on the quality of the underlying QG and QA models. We identify and address several reliability challenges in existing QG/A work: (a) QG questions should respect the prompt (avoiding hallucinations, duplications, and omissions) and (b) VQA answers should be consistent (not asserting that there is no motorcycle in an image while also claiming the motorcycle is blue). We address these issues with Davidsonian Scene Graph (DSG), an empirically grounded evaluation framework inspired by formal semantics. DSG is an automatic, graph-based QG/A that is modularly implemented to be adaptable to any QG/A module. DSG produces atomic and unique questions organized in dependency graphs, which (i) ensure appropriate semantic coverage and (ii) sidestep inconsistent answers. With extensive experimentation and human evaluation on a range of model configurations (LLM, VQA, and T2I), we empirically demonstrate that DSG addresses the challenges noted above. Finally, we present DSG-1k, an open-sourced evaluation benchmark that includes 1,060 prompts, covering a wide range of fine-grained semantic categories with a balanced distribution. We will release the DSG-1k prompts and the corresponding DSG questions.

1 INTRODUCTION

Text-to-Image (T2I) generation models are the “talk of the town” (Saharia et al., 2022; Yu et al., 2022; Chang et al., 2023; Rombach et al., 2022; Ramesh et al., 2022). Until recently, the standard practice to assess **T2I alignment** was to compute similarity scores between the prompt and the generated image using captioning models (Hong et al., 2018), multimodal encoders (Xu et al., 2018; Hessel et al., 2022), or object detectors (Hinz et al., 2022; Cho et al., 2023a). To provide a more fine-grained and interpretable (hence informative) evaluation of T2I alignment, a recent line of work (Hu et al., 2023; Yarom et al., 2023; Cho et al., 2023b) proposes to use a Question Generation (QG) module to create a set of validation questions and expected answers from the text description. For example, from the text “*a blue motorcycle parked by paint chipped doors.*”, it generates the question “*is there a motorcycle?*” and the expected answer “*Yes*”. Then a Visual Question Answering (VQA) module answers the questions based on the generated image, and a score is computed by comparing the responses to the expected answers. We refer to these as **QG/A** frameworks (see Fig. 1). QG/A is well motivated by similar (successful) applications in other areas of ML such as summarization, where QA is used to validate the quality of automatically generated summaries (Deutsch et al., 2021; Min et al., 2023).

*Work done as a Student Researcher at Google Research.

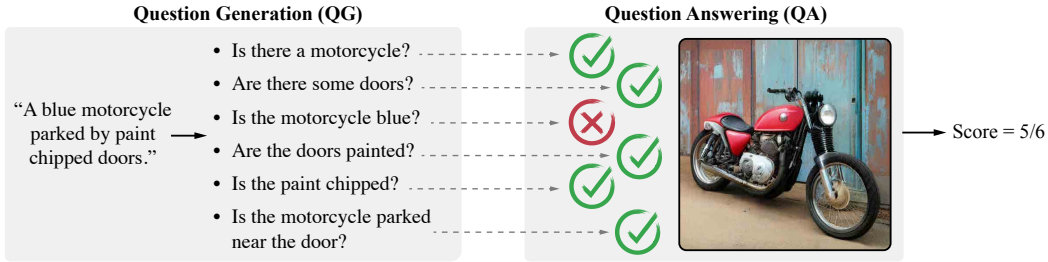


Figure 1: **QG/A workflow**: Generate questions from text prompt (QG), answer the questions via VQA models (QA), and average the answer scores to obtain a single summary score.

Compared to the popular single-score similarity-based metrics (e.g., CLIPScore, Hessel et al. 2022; CLIP R-Precision, Park et al. 2021), QG/A approaches are more *calibrated* and *interpretable*, and they *correlate well* with human judgments. For calibration, e.g., a CLIPScore of 0.3 is empirically on the low side for realistic images but on the high end for pixel art. For interpretability, the question-answer pairs provides a more granular view of the model behavior. E.g., it is possible to assess that a generated image depicts the entities and their spatial relations correctly while having the colors wrong. For human correlation, Hu et al. (2023) for example achieves 47.2 Kendall’s τ in a sizable correlation analysis with human 1-5 Likert judgments, with CLIPScore $\tau = 23.1$.

Nevertheless, we identify several nontrivial reliability issues in existing QG/A methods. Extracted questions often involve multiple details that introduce ambiguity in interpretation (e.g., the answer to “*is there a blue motorcycle*” covers both the color and presence of the object). Duplicated and hallucinated questions are common (e.g., “*is there a motorcycle?*” & “*what type of vehicle is this?*” are duplicates). Finally, the VQA *invalid query failure* is prevalent (e.g., “*is there a motorcycle?*” (root), model: “no”; “*is the motorcycle blue?*” (dependent), model: “yes”).

Focusing first on the QG step, we argue that a good framework should have the following properties:

- Atomic Questions.** Each question should cover the smallest possible semantic unit, so that (i) its answer is unequivocally interpretable and (ii) it facilitates the task of the VQA model or person answering it. E.g., “*is there a blue motorcycle?*” inquires about more than one detail and thus the answer is unnecessarily harder to assess – is there no motorcycle or is the color incorrect?
- Full Semantic Coverage and No Hallucinations.** All contents of the prompt, and only the contents of the prompt, should be represented by the generated questions.
- Unique Questions.** Having “*is there a motorcycle?*” and “*what type of vehicle is this?*” over-represents one part of the prompt and thereby skews the final metric.
- Valid Question Dependency.** Depending on the answers, some questions become invalid and thus should not be asked to the VQA module. For instance, if the answer to “*is there a motorcycle?*” is no, *dependent* questions like “*is the motorcycle blue?*” should be skipped – VQA models may often say “motorcycle doesn’t exist but it’s blue” (more examples in Appendix C).

To capture these desired properties, we introduce **Davidsonian Scene Graph (DSG)**, a structured representation of text descriptions that naturally fulfills the above requirements. It is inspired by linguistic formalisms (Davidson, 1965; 1967a;b) that represent a sentence’s semantics by decomposing it recursively down to a set of *atomic propositions* (A) that collectively represent the entirety of the semantics of the sentence, no more and no less (B). We implement the QG step as a Directed Acyclic Graph (DAG) where the nodes represent the unique questions (C) and the directed edges represent semantic dependencies between them (D). In the VQA validation step, these dependencies ensure that if the answer to a question is negative, then all the dependent questions in the sub-graph are skipped. DSG is implemented as a modular pipeline based on state-of-the-art Large Language Models – LLMs (e.g., PaLM 2 (Anil et al., 2023), GPT-3.5/4 (OpenAI, 2022; 2023)) – for the first QG stage. The second QA stage is handled by state-of-the-art VQA modules (Li et al., 2022; Chen et al., 2023; Dai et al., 2023), where the dependent questions are skipped by VQA models according to the structure in the dependency graph (Figure 3). We comparatively experiment with various LLMs and VQA modules and present our pipeline with a combination of PaLM 2 340B (Anil et al., 2023) and PaLI 17B (Chen et al., 2023). To further facilitate research in T2I alignment evaluation, we collect **DSG-1k**, a fine-grained human-annotated benchmark with a diverse set of 1,060 prompts

Prompt: a red motorcycle parked by some paint chipped doors.




Figure 2: Issues with ‘single-summary’ scoring frameworks for text-to-image evaluation (*e.g.*, CLIPScore (Hessel et al., 2022)). The examples show the lack of score calibration across image types (left) or interpretation of the scores (right).

(Table 1) with a balanced distribution of semantic categories and styles (Fig. 5). The prompts are sourced from a wide range of existing public datasets.

Through comprehensive experimentation (Sec. 4), we found that (a) DSG addresses the aforementioned reliability issues well; (b) latest VQA models are capable to support the QG/A approach in some semantic categories but fail in others. Finally we case evaluate SoTA T2I models and thereby demonstrating DSG’s strength in fine-grained diagnosis which helps advancing model development.

2 RELATED WORK

Single-summary scoring frameworks. The most common approaches for Text-to-Image (T2I) generation include text-image embedding similarity scores from multimodal encoders (*e.g.*, CLIPScore (Hessel et al., 2022) and R-precision (Xu et al., 2018; Park et al., 2021)) and text similarity based on image captioning (Hong et al., 2018). As show in Fig. 2, these metrics are often uncalibrated (*e.g.*, 0.2 CLIPScore might be high for pixel art but low for realistic photos). In addition, summarizing text and image in single embeddings obscures the semantic granularity involved in T2I alignment. SOA (Hinz et al., 2022) and DALL-Eval (Cho et al., 2023a) introduced object detection in validating text-image alignment on a finer-grained scale (and naturally, calibration by object alignment accuracy). These methods are however limited in validation scope, *e.g.*, relations among objects and global stylistic features often lie beyond the purview of object detection capabilities.

QG/A frameworks. Question Answering (QA)-based evaluation emerged early in text summarization to gauge the amount of key information contained in a summary: manually in Narayan et al. (2018), automatically in Durmus et al. (2020); Eyal et al. (2019), and more comprehensively in Deutsch et al. (2021). In the multimodal domain, with advancing capabilities of large pre-trained foundation models, a line of work has emerged around the idea of validating alignment by applying Visual Question Answering (VQA) on questions generated from the prompt. This approach (collectively referred to as QG/A) allows for more fine-grained evaluation (*e.g.*, How many objects are matching? Are relations and attributes correctly bound to specified objects?). TIFA (Hu et al., 2023) generates questions with GPT-3 (Brown et al., 2020) in various semantic categories (*e.g.*, color, shape, counting) and validates with VQA modules such as mPLUG (Li et al., 2022). Yarom et al. (2023) propose a similar approach with VQ²A (Changpinyo et al., 2022) as the question generator and improved VQA model-human correlation through data synthesis and high quality negative sampling. VPEval (Cho et al., 2023b) further refines the process by introducing object detection and Optical Character Recognition (OCR) modules, and orchestrates the querying in the form of controllable visual programming with ChatGPT (OpenAI, 2022). Our work follows the QG/A methodology, but it takes inspiration from formal semantics (Davidson, 1965) to address several nontrivial reliability issues observed in prior work (*e.g.*, duplicated and non-atomic question).

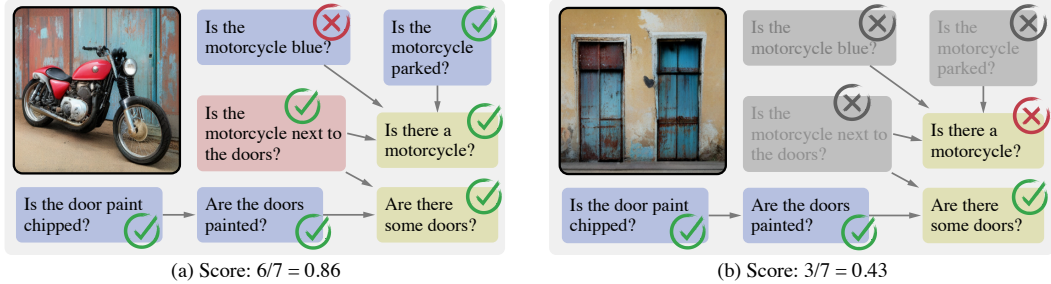


Figure 3: DSG T2I alignment evaluation. DSG questions are posed to a VQA module following parent-child order to avoid invalid queries (e.g., *there isn't a motorcycle, so don't ask about its color* in the right example).

Entities - 40.9%		Attributes - 23.5%						Relations - 24.3%		Global 11.3%			
Whole	Part	State	Color	Type	Material	Count	Size	Texture	Text rend.	Shape	Spatial	Scale	Global

Figure 4: Semantic category breakdown for TIFA-160 (manual) annotation. **Entity**: whole (entire entity, e.g., *chair*), part (part of entity, e.g., *back of chair*). **Attribute**: color (e.g., *red book*), type (e.g., *aviator goggles*), material (e.g., *wooden chair*), count (e.g., *5 geese*), texture (e.g., *rough surface*), text rendering (e.g., letters “Macaroni”), shape (e.g., *triangle block*), size (e.g., *large fence*). **Relation**: spatial (e.g., *A next to B*); action (*A kicks B*). **Global** (e.g., *bright lighting*).

3 DAVIDSONIAN SCENE GRAPH

Briefly sketched, DSG is a set of T2I alignment validation questions structured in a (directed) scene graph, produced from the prompt as the *ground truth*. The questions are posed to a pre-trained VQA module in the context of the image evaluated. The final result consists of per-question answers and an aggregated VQA accuracy score. Figure 3 illustrates the process.

Dependency-aware atomic decomposition of scene description. Like other QG/A-based T2I evaluation frameworks, given a text prompt t and a generated image i , we generate a set of validation questions q and their expected answers a from t . We then obtain answers from VQA model \tilde{a} to q in the context of i . By comparing \tilde{a} and a , we can compute an alignment score between t and i : the closer \tilde{a} and a are, the more aligned the image is to the prompt.

Inspired by Davidsonian Semantics (Davidson, 1965; 1967a;b), we represent t 's semantics as a Directed Acyclic Graph (DAG), where the nodes are atomic propositions and edges are entailment dependencies among them. An *atomic proposition* is a statement which (i) has a *truth value* that can be verified against i , and (ii) cannot be further decomposed into constituent propositions with truth values. A child proposition and its parent are in an *entailment dependency* if the truth of the parent is necessary for the child to be considered. For the prompt “*a blue motorcycle*”, the proposition “*there is a motorcycle*” is a parent of “*the motorcycle is blue*”: this dependent’s truth (i.e. whether the *motorcycle is blue*) can only be evaluated if the parent is true (i.e. *there is a motorcycle* at all).

We identify four types of atomic propositions: entities, attributes, relationships, and globals. Each type further subsumes detailed semantic categories (Fig. 4). We represent each of these with *tuples*: entities and globals are 1-tuples (the entity or global feature itself), attributes are 2-tuples (the attribute and the entity it refers to), and relationships are 3-tuples (relationship, subject entity, and object entity). Each tuple can then be translated into an atomic question that can be fed to the VQA module (Fig. 3). We call the resulting DAG Davidsonian Scene Graph (DSG).

Automatic generation of DSGs. We propose a three-step pipeline for automated generation of DSGs (Fig. 5): **Prompt** \rightarrow **Tuples**: A list of atomic semantic tuples is generated from the input prompt, each of it with a numerical identifier. **Tuples** \rightarrow **Questions**: Each semantic tuple is translated into a natural language question with an expected binary yes/no answer. **Tuples** \rightarrow **Dependencies**: The dependency between the tuples is established by generating pairs of parent-children identifiers.

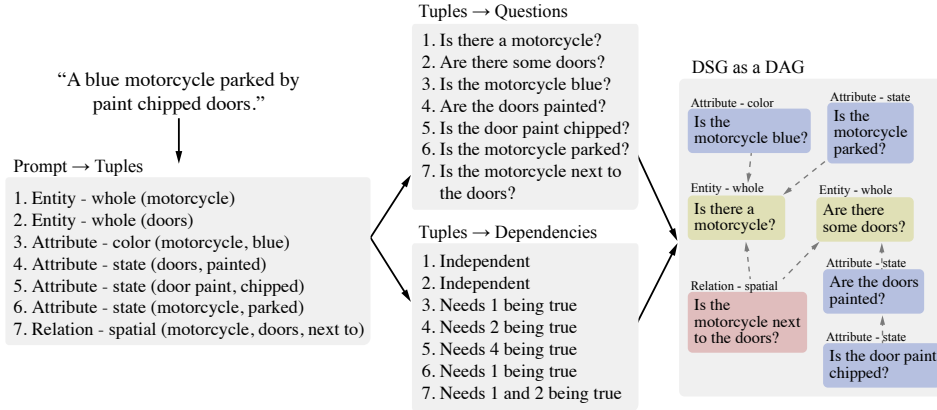


Figure 5: **Automatic generation of DSG.** We first generate semantic tuples from text prompt. Then we generate questions and dependencies from the semantic tuples, in the form of DAG.

Each step is implemented by an LLM given task-specific in-context examples: we prompt an LLM with a preamble (with input and output sampled from manual annotations with fixed seeds) to elicit tuple annotations of the same format for new inputs. The details on the preamble engineering is in Appendix A. This three-step pipeline proved more effective than a single-step pipeline where an LLM the whole DSG at once, since it allows us to include more task-specific in-context examples for each stage (more than 20 vs. fewer than 10).

DSG-1k dataset. We construct the DSG-1k prompts by combining publicly available prompts that cover *different challenges* (e.g., counting correctly, correct color/shape/text/etc.) rendering, *semantic categories*, and *writing styles*. The core of DSG-1k is **TIFA160**, from TIFA v1.0 (Hu et al., 2023), which come with Likert-scale T2I alignment ratings by human annotators. While TIFA160 prompts come from different datasets, its size (160 prompts) limits the diversity of features, so we sample 900 more prompts from 9 different datasets, covering different writing styles (e.g., short captions, paragraph-level captions, synthetic relation tuples, alt text, prompts written by real users), and skills (e.g., text rendering, counting, relations), enabling evaluation of more diverse aspects of T2I generation capabilities with source-specific scores. DSG-1k has 1,060 prompts in total (Table 1). For the annotation details for DSG-1k, see Appendix B.

4 EXPERIMENTS AND DISCUSSION

4.1 QUESTION GENERATION

In the following, we evaluate the DSG questions in terms of how accurate they are (precision/recall), how simple/straightforward they are (atomicity), whether they are overlapping each other (uniqueness), and how accurate their inter-dependencies are.

Do generated DSG tuples match human annotations? *Precision & Recall.* Given a prompt, a set of human-annotated semantic tuples $T = \{t_1, \dots, t_{|T|}\}$, and model-generated questions $Q = \{q_1, \dots, q_{|Q|}\}$; let $\mu_{t,q}$ be 1 if q matches t (e.g., $q = \text{"is there a motorcycle?"}$ matches $t = \text{(entity - motorcycle)}$). From the tuples and questions, we can calculate **precision** $= \sum \mu_{t,q} / |Q|$ and **recall** $= \sum \mu_{t,q} / |T|$. The evaluation is done both manually and automatically. For the former, we sample 30 prompts from TIFA160 and ask 3 domain experts to provide match judgments ($\mu_{t,q}$). For the automatic evaluation, we apply an LLM (GPT-3.5 (OpenAI, 2022)) to generate question-tuple matching by showing in-context examples (see Appendix for details).

We report results in Table 2 (top). Overall, the DSG questions are close to perfect in matching the source semantic tuples, in both manual (precision 92.2% / recall 100%) and automatic evaluations (precision 98.3% / recall 96.0%). On examining manual annotations, we observe three types of mismatches: **Granularity of relation decomposition**, e.g., in "A table topped with bags of luggage and purses.", the human annotation holds the relationship between the purses and table as implicit, whereas DSG includes the question explicitly. **Granularity in referential scope**, e.g., in

Table 1: **DSG-1k overview.** To comprehensively evaluate T2I models, DSG-1k provides 1,060 prompts covering diverse skills and writing styles sampled from different datasets.

Feature	Source	Sample	Example
Assorted categories	TIFA160 (Hu et al., 2023)	160	“A Christmas tree with lights and teddy bear”
Paragraph-type captions	Stanford paragraphs (Krause et al., 2017)	100	“There is a cat in the shelf. Under the shelf are two small silver barbels. On the shelf are also DVD players and radio. Beside the shelf is a big bottle of white in a wooden case.”
	Localized Narratives (Pont-Tuset et al., 2020)	100	“In this picture I can see food items on the plate, which is on the surface. At the top right corner of the image those are looking like fingers of a person.”
Counting	CountBench (Paiss et al., 2023)	100	“The view of the nine leftmost moai at Ahu Tongariki on Easter Island”
Relations	VRD (Lu et al., 2016)	100	“person at table. person has face. person wear shirt. person wear shirt. chair next to table. shirt on person. person wear glasses. person hold phone”
Written by T2I <i>real</i> users	DiffusionDB (Wang et al., 2023)	100	“a painting of a huangshan, a matte painting by marc simonetti, deviantart, fantasy art, apocalypse landscape, matte painting, apocalypse art”
	Midjourney-prompts (Turc & Nemade, 2022)	100	“furry caterpillar, pupa, screaming evil face, demon, fangs, red hands, horror, 3 dimensional, delicate, sharp, lifelike, photorealistic, deformed, wet, shiny, slimy”
Human poses	PoseScript (Delmas et al., 2022)	100	“subject is squatting, torso is leaning to the left, left arm is holding up subject, right arm is straight forward, head is leaning left looking forward”
Commonsense-defying	Whoops (Bitton-Guetta et al., 2023)	100	“A man riding a jet ski through the desert”
Text rendering	DrawText-Creative (Liu et al., 2023)	100	“a painting of a landscape, with a handwritten note that says ‘this painting was not painted by me’”

Data / Evaluator	QG Method	Precision (%)	Recall (%)
TIFA160 (30 samples) / manual	DSG (ours)	92.2	100.0
TIFA160 (160; full) / GPT-3.5		98.3	96.0

Data / Evaluator	QG Method	Atomicity (%)	Uniqueness (%)
TIFA160 (30 samples) / manual	TIFA	78.5	65.4
	VQ ² A	3.9	89.5
	DSG (ours)	96.5	97.5
TIFA160 (160; full) / GPT-3.5	TIFA	-	73.4
	VQ ² A	-	79.8
	DSG (ours)	-	90.5

Table 2: Evaluation of generated questions on TIFA160 prompts with manual human evaluation (on 30 prompts) and GPT-3.5 based automated evaluation (on 160 prompts). **Top:** DSG achieves high precision/recall. **Bottom:** DSG and higher atomicity and uniqueness than the baseline question generation methods.

“[...] two wheels [...] one behind the other”, the human annotation considers the wheels a single entity, whereas DSG generates questions both about front and back wheels. *Subjective details*, e.g., in “A group of giraffes are gathered together in their enclosure.”, the possessive relationship *the enclosure is the giraffes* isn’t included in the human annotation whereas DSG produces “*is the enclosure theirs (the giraffes)?*”. The matter with granularity is relatively minor but subjectivity deserves a dedicated solution as a valid QG/A method should distinguish between the details that can/cannot be visually verified and exclude the latter.

Are the questions simple and not overlapping each other? Atomicity & Uniqueness. A question is atomic if it only asks about one fact (an entity/attribute/relation), e.g., “*is this a motorcycle?*” is atomic whereas “*is this a blue motorcycle?*” is not (asks about the entity “*motorcycle*” and its color attribute “*blue*”). We ask two experts to make a judgment on the same 30 prompt samples above, and calculate the percentage of atomic questions for TIFA, VQ²A, and DSG. We observe that LLMs do not yield reliable answers to this concept yet. We define uniqueness as the proportion of unique questions in a question set. For example, in $Q = \{“is there a motorcycle?”, “what type of vehicle is this?”\}$, the questions are duplicates, thus uniqueness is $1/2 = 0.5$.

We report results in Table 2 (bottom) both for manual evaluation on 30 samples (3 expert annotators) and automatic one on all of TIFA160. Overall, DSG achieves strong performance in keeping questions atomic (easier to obtain unambiguous answers) and unique (thereby avoiding skewing

VQA models	QG methods		
	TIFA	VQ ² A	DSG
mPLUG-large	0.390/0.259	0.214/0.164	0.458/0.380
Instruct-BLIP	0.481/0.360	0.392/0.352	0.436/0.364
PaLI	0.476/0.323	0.195/0.157	0.563/0.458

Table 3: Per-item evaluation of VQA models combined with different QG methods. We compare Spearman’s ρ and Kendall’s τ correlation between VQA score and human 1-5 Likert scores on TIFA160 prompts.

VQA models	DSG-1k Question Types				
	Entity	Attribute	Relation	Global	Overall
mPLUG-large	81.4	61.3	74.7	45.6	72.1
Instruct-BLIP	79.6	59.5	72.0	48.3	70.4
PaLI	83.0	62.3	77.2	47.2	73.8

Table 4: VQA-Human Answer *match accuracy* on three T2I generation models on DSG-1k prompts, averaged over questions. We use DSG-PaLM2 questions.

metric calculation). For atomicity, we observe a large number of non-atomic questions in VQ²A, leading to very low atomicity of (3.9%), e.g., “A human is right to what?” points to all entities to the right of the person. This frequently causes the VQA model to give a valid answer which happens to not match the ground truth. For uniqueness, VQ²A and DSG fare relatively better. Figure 10 in appendix exemplifies disagreement between auto and human evals.

Are the question dependencies valid? DSG produces parent-child annotations where the child question is only valid (as a VQA query) if the answer to the parent question is positive (e.g., “is the motorcycle blue?” is only valid if the answer to “is there a motorcycle?” is positive). We formulate the evaluation as binary judgments for all parent-child pairs, and conduct it manually on 30 samples (3 expert annotators) and automatically on the full TIFA160. In the automatic evaluation, we check whether the entity/attribute/relation mentioned in the parent is also included in the child. On the 30 samples from TIFA160, the valid ratio is 100%. For the full TIFA160, barring a few failure cases with parsing errors, the ratio remains close to perfect, at 99%. Given the qualitative benefit of dependency annotations in avoiding incurring invalid VQA answers, this result strongly supports the reliability of DSG in this regard.

4.2 QUESTION ANSWERING

With questions properly generated, *a good VQA module is expected to answer the questions in high alignment to human answers*. Following previous work (Hu et al., 2023; Yarom et al., 2023; Cho et al., 2023b), we first investigate the correlation between VQA accuracy and Likert human ratings (1-5) of text-image pairs. In addition, we examine per-question answers from VQA modules vs. human raters. We collect per-item (text-image pair) for TIFA160 prompts, and per-question human judgments for the full DSG-1k prompts. A per-item judgment is a 1-5 Likert text-image consistency scale, and a per-question judgment is a binary (DSG and VQ²A questions) or multi-choice (TIFA questions) answers. For per-item judgment, following Hu et al. (2023), we use the five text-to-image generation models: three versions of Stable Diffusion (SD) v1.1/v1.5/v2.1 (Rombach et al., 2022), minDALL-E (Kim et al., 2021), and VQ-diffusion (Gu et al., 2022) on TIFA160 prompts. For per-question judgment, we collect three answers per questions on three text-to-image generation models: Stable Diffusion v2.1, Imagen* (Saharia et al., 2022), and MUSE* (Chang et al., 2023) (see Sec. 4.3 for details of Imagen* and MUSE*). See Appendix F for the annotation UI. Leveraging the rich annotations collected, we conduct both *per-item* (VQA-human Likert score correlation) and *per-question* evaluation (VQA-human matching accuracy). For specific VQA modules, we experiment with three state-of-the-art models PaLI (Chen et al., 2023), mPLUG-large (Ye et al., 2023), and Instruct-BLIP (Dai et al., 2023).

Per-item eval. In Table 3, we report the correlation between the average VQA scores and human (1-5 Likert) ratings on per-item text-image alignment, measured with Spearman’s ρ and Kendall’s τ . We find that DSG+PaLI combination achieves the best correlation ($\rho = 0.563$, $\tau = 0.458$) which is also strong on the absolute scale (conventionally interpreted as “moderate to strong” correlation). As DSG questions achieve the highest correlations among all QG methods, we use the DSG questions for the per-question evaluation of VQA described below.

Per-question eval. Table 4 summarizes the *proportion of matching questions* between VQA models and human raters. Overall, PaLI performs the best with 73.8% matching ratio, slightly

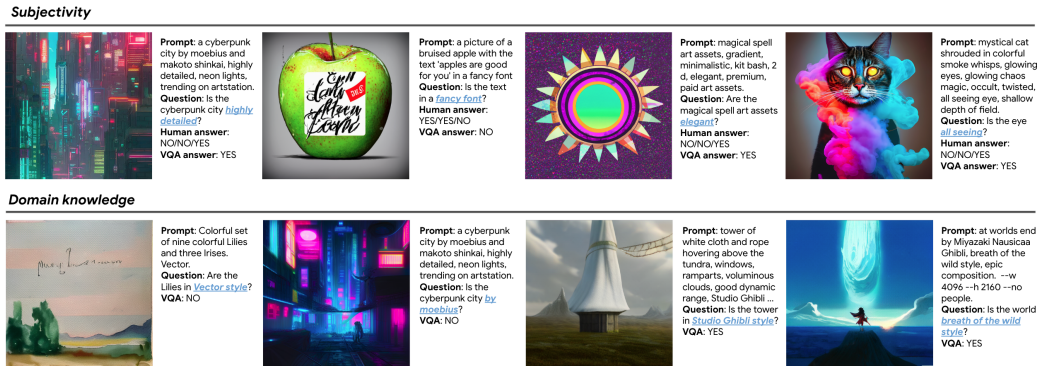


Figure 6: Questions involving *subjectivity* or *domain knowledge*. For subjectivity, in addition to the frequent VQA-human disagreement, consensus among human raters is hard to achieve. e.g., how detailed should the image be to count as “*highly detailed*”? For domain knowledge, depending on their knowledge, average human raters may find it difficult to give reliable judgments for this type of questions. e.g., what counts as “*breath of the wild*” or “*Studio Ghibli*” styles?

higher than mPLUG-large and Instruct-BLIP. Breaking down by broad semantic categories (i.e., entity/attribute/relation/global), the all three VQA models output more accurate answers to entity questions than attributes/relations/global questions.

Table 5: VQA-Human answer *match accuracy* on images from T2I generation models on DSG-1k prompts, by **fine-grained semantic categories**. We use DSG-PaLM2 questions and images generated by 3 T2I generations models: SDv2.1, Imagen*, and MUSE*. *ent*: entity, *rel*: relation, *att*: attribute.

VQA models	DSG-1k Question types							
	(ent) whole	(rel) spatial	(att) state	(ent) part	(global)	(att) color	(rel) action	(att) type
mPLUG-large	80.9	75.4	60.5	83.8	45.6	81.4	70.2	52.6
Instruct-BLIP	78.5	72.3	60.7	84.3	48.3	78.8	70.1	53.7
PaLI	82.6	78.3	62.8	84.6	47.2	83.6	70.3	55.5
	(att) count	(att) text rendering	(att) material	(att) shape	(att) style	(att) texture	(att) size	-
mPLUG-large	67.2	24.9	56.9	54.6	23.6	69.4	75.2	-
Instruct-BLIP	63.6	14.1	53.3	53.0	21.1	64.7	67.6	-
PaLI	67.4	13.7	59.1	53.9	21.1	70.4	72.4	-

Table 5 further looks at the detailed semantic categories. For *entities*, the matching ratio is high (and at similar level) for both whole (e.g., *cat*) and part (e.g., *neck of a cat*). Similar observation is made for *relations* between spatial and action. The metric distributes unevenly for *attributes*: visually explicit categories such as color, texture, etc. are relatively much easier to handle than abstract / higher-order ones like count and text rendering. For text rendering in particular, the model-human matching ratios are (well) below 40% (the “random” ratio for the multichoice questions which are primarily binary). The observation, we believe, supports the view that training data scaling for recent large VQA models *does not* translate well into helping them learn “deep semantics” which are visually more implicit (e.g., PaLI does not handle text rendering better than mPLUG-large despite the size advantage and superior performance in visual explicit categories such as color or shape.). Table 5 also reveals the difficulties of VQA models in dealing with questions in categories like material, shape, style, etc. Manually examining model predictions, we believe the issue primarily lies with a) *subjectivity* and b) *domain knowledge*. For subjectivity, e.g., human raters often disagree with VQA on if an objective is “*made of alloy*” (material), whether it is “*roundish*” (shape), or whether a painting is “*highly detailed*” (style); and they also disagree among themselves. For domain knowledge, it is generally impractical to assume the average human rater possesses the knowledge required to make an objective judgment. Fig. 6 exemplifies.



Figure 7: Judgment matching between VQA (PaLI here) and human raters in text (text rendering) questions. Example 1: Match, only account for ~30% of the cases. Example 2: Mismatch, pragmatics – humans interpret the question as “does the sign *ONLY* say ‘no dogs’?”. Example 3 & 4: Mismatch, VQA almost invariably answer YES as long as *some text* is present.

4.3 TEXT-TO-IMAGE EVALUATION

We compare three recent T2I generation models: SD v2.1 (Rombach et al., 2022), Imagen* (Saharia et al., 2022), and MUSE* (Chang et al., 2023),¹ by measuring the average VQA scores calculated by our DSG. In addition to the global average scores, we calculate the scores on subsets of prompts (Table 1) of DSG-1k to understand how prompt styles affect the performance of the models. In particular, through this experiment, we intend to understand the extent to which the QG/A approach is reliable in automating T2I alignment evaluation. For the evaluation of T2I generation models, we use the best QG+QA combination from the evaluations described above: DSG questions + PaLI.

Table 6: Comparison of three T2I models: SD v2.1 vs. Imagen* vs. MUSE* in VQA scores *by different DSG-1k prompt sources*. Questions are generated with DSG-PaLM2 and answered with both PaLI and human raters.

T2I models	DSG-1k Prompt Sources								
	TIFA-160	Paragraph	Relation	Counting	Real users	Poses	Commonsense-defying	Text	Overall
Answerer: PaLI									
SD v2.1	86.9	82.9	33.3	69.8	88.0	89.7	85.1	81.3	77.9
Imagen*	94.8	90.1	39.8	72.1	89.8	89.6	85.1	85.4	82.3
MUSE*	93.2	90.0	38.0	72.4	87.3	90.7	86.0	85.7	81.7
Answerer: Human									
SD v2.1	78.4	72.4	25.0	45.5	43.4	64.2	71.6	50.3	57.3
Imagen*	87.5	84.6	30.5	46.4	48.2	73.6	81.3	56.9	65.3
MUSE*	85.9	83.1	29.2	44.2	42.3	69.7	75.9	52.8	62.3

Tab. 6 summarizes our results. Overall, PaLI predictions match human ratings in ranking model performance as **Imagen*** \simeq **MUSE*** $>$ **SD v2.1**. The score scaling however shows PaLI is overly optimistic ($\sim 80\%$ accuracy) per human ratings ($\sim 60\%$ accuracy). Observing the results per data sources, PaLI ratings track humans’ closely in the categories [TIFA160, Paragraph, Relation, Commonsense-defying] (the difference is explainable with PaLI’s good yet imperfect VQA accuracy (Tab. 4, at 73.8%)), while being considerably higher in categories [Counting, Real users, Text]. For Counting, even the latest VQA models struggle to count reliably to 5: we found PaLI is incorrect in $\sim 40\%$ of the cases (corroborated by recent research e.g., Paiss et al. (2023)). For Text, both T2I and VQA models fail the majority of the time (Fig. 7 exemplifies). In general, VQA performance is much lower in more *abstract / semantically higher-order categories* like these (Tab. 10 presents further evidence with accuracy by fine-grained categories). For Real users, our findings coincide with Sec. 4.2: **Subjectivity**. Many prompts involve details such as “is the cyberpunk city highly detailed?”, “is the art elegant?” which lead to both VQA-human disagreement as well as disagreement among human raters. **Domain knowledge**. Some semantic elements are not reliably judgeable even by human raters, e.g., “is this image 8k”, “is the tower in Studio Ghibli style?”. Fig. 6 exemplifies. Based on the results, we believe a) for model-level evaluation and for more semantically more concrete categories, current VQA models are capable to support the QG/A approach, yet b) at the level of particular semantic details (in particular the “difficult categories” shown above), the VQA predictions are yet sufficiently reliable.

¹Imagen* and MUSE* are model variants based on the Imagen (Saharia et al., 2022) and Muse (Chang et al., 2023) models, but parameterized differently and trained on internal data sources.

5 CONCLUSION

Advancing from the single summary score convention (e.g., CLIPScore), the QG/A framework (Hu et al., 2023; Yarom et al., 2023; Cho et al., 2023b) leverages the power of pretrained LLMs and VQAs to have enabled much more fine-grained (thus informative) diagnostics in T2I evaluation. Despite the progress and success, various nontrivial reliability issues remain: question duplication (e.g., having both “*is there a motorcycle?*” and “*what type of vehicle is this?*”), invalid VQA queries (e.g., asking “*is the motorcycle blue?*” when model already responds “*no*” to “*is there a motorcycle?*”) and ambiguous questions (e.g., a yes/no answer to “*is there a blue motorcycle?*” does not clarify whether it is the color or the object is being verified).

In this work, taking inspiration from formal semantics (Davidson, 1965; 1967a;b), we propose a QG/A approach called **Davidsonian Scene Graph (DSG)** to present a solution. Via comprehensive experimentation and human evaluation with SoTA LLM, VQA, and T2I models, we empirically demonstrate that DSG addresses the reliability issues far more capably than previous work. In addition, its fine-grained question typing allows for even more in-depth diagnostics. Finally, we collect a benchmark dataset **DSG-1k** to facilitate research in this area.

Beyond addressing the raised issues, our work casts light on future directions in the QG/A framework: In both QG and QA, we observe (a) semantic details related to subjectivity and domain knowledge may lead to model-human as well as human-human disagreement, and (b) some semantic categories remain beyond the capabilities of existing SoTA VQA models (e.g., accurate text rendering). This calls for dedicated research on the target topics, and until then, human evaluation remains the gold standard that is more reliable than automatic methods.

6 STATEMENTS

6.1 ETHICS STATEMENT

Our work involves human evaluation where human raters are hired from Google’s crowdsourcing platform, and asked to look at images and text prompts then answer questions regarding text-image grounding. This work was carried out by participants who are paid contractors. Those contractors received a standard contracted wage, which complies with living wage laws in their country of employment. Due to global privacy concerns, we cannot include more details about our participants, e.g., estimated hourly wage or total amount spent on compensation.

6.2 REPRODUCIBILITY STATEMENT

All the experiments involving publicly available packages and tools are reproducible (the main text and appendix provide necessary details). This includes

- GPT-3.5 (OpenAI, 2022) based precision, recall, and uniqueness evaluation described in Tab. 2;
- VQA query results in Tab. 4, and Tab. 5 with mPLUG-large (Ye et al., 2023) and InstructBLIP (Dai et al., 2023);
- Stable Diffusion (Rombach et al., 2022) produced images used in all parts of Sec. 4.3.

The other LLMs and VQAs used, specifically PaLM2 (Anil et al., 2023) and PaLI (Chen et al., 2023) are not yet released. Further, the human evaluation results may not be exactly reproduced due to the use of different human raters, however the general trend should retain to the extent that the conclusions drawn in this work should not be impacted.

ACKNOWLEDGMENTS

We would like to thank Yonatan Bitton, Dennis Shtatnov, Shuai Tang, Dilip Krisnan for their generous help through the course of the project. We give thanks to Muhammad Adil, Aditya Saraswat, Sudhindra Kopalle, Yiwen Luo and all the anonymous human annotators for assisting us to coordinate and complete the human evaluation tasks. We are grateful to Arjun Akula and Radu Soricut

for reviewing the paper and providing feedback. Thanks to Jason Baldrige for help with resource coordination.

REFERENCES

- Rohan Anil, Andrew M. Dai, Orhan Firat, Melvin Johnson, Dmitry Lepikhin, Alexandre Passos, Siamak Shakeri, Emanuel Taropa, Paige Bailey, Zhifeng Chen, Eric Chu, Jonathan H. Clark, Laurent El Shafey, Yanping Huang, Kathy Meier-Hellstern, Gaurav Mishra, Erica Moreira, Mark Omernick, Kevin Robinson, Sebastian Ruder, Yi Tay, Kefan Xiao, Yuanzhong Xu, Yujing Zhang, Gustavo Hernandez Abrego, Junwhan Ahn, Jacob Austin, Paul Barham, Jan Botha, James Bradbury, Siddhartha Brahma, Kevin Brooks, Michele Catasta, Yong Cheng, Colin Cherry, Christopher A. Choquette-Choo, Aakanksha Chowdhery, Clément Crepy, Shachi Dave, Mostafa Dehghani, Sunipa Dev, Jacob Devlin, Mark Díaz, Nan Du, Ethan Dyer, Vlad Feinberg, Fangxiaoyu Feng, Vlad Fienber, Markus Freitag, Xavier Garcia, Sebastian Gehrmann, Lucas Gonzalez, Guy Gur-Ari, Steven Hand, Hadi Hashemi, Le Hou, Joshua Howland, Andrea Hu, Jeffrey Hui, Jeremy Hurwitz, Michael Isard, Abe Ittycheriah, Matthew Jagielski, Wenhao Jia, Kathleen Kenealy, Maxim Krikun, Sneha Kudugunta, Chang Lan, Katherine Lee, Benjamin Lee, Eric Li, Music Li, Wei Li, YaGuang Li, Jian Li, Hyeontaek Lim, Hanzhao Lin, Zhongtao Liu, Frederick Liu, Marcello Maggioni, Aroma Mahendru, Joshua Maynez, Vedant Misra, Maysam Moussalem, Zachary Nado, John Nham, Eric Ni, Andrew Nystrom, Alicia Parrish, Marie Pellat, Martin Polacek, Alex Polozov, Reiner Pope, Siyuan Qiao, Emily Reif, Bryan Richter, Parker Riley, Alex Castro Ros, Aurko Roy, Brennan Saeta, Rajkumar Samuel, Renee Shelby, Ambrose Slone, Daniel Smilkov, David R. So, Daniel Sohn, Simon Tokumine, Dasha Valter, Vijay Vasudevan, Kiran Vodrahalli, Xuezhi Wang, Pidong Wang, Zirui Wang, Tao Wang, John Wieting, Yuhuai Wu, Kelvin Xu, Yunhan Xu, Linting Xue, Pengcheng Yin, Jiahui Yu, Qiao Zhang, Steven Zheng, Ce Zheng, Weikang Zhou, Denny Zhou, Slav Petrov, and Yonghui Wu. Palm 2 technical report, 2023.
- Nitzan Bitton-Guetta, Yonatan Bitton, Jack Hessel, Ludwig Schmidt, Yuval Elovici, Gabriel Stanovsky, and Roy Schwartz. Breaking common sense: Whoops! a vision-and-language benchmark of synthetic and compositional images. In *ICCV*, 2023.
- Tom B. Brown, Benjamin Mann, Nick Ryder, Melanie Subbiah, Jared Kaplan, Prafulla Dhariwal, Arvind Neelakantan, Pranav Shyam, Girish Sastry, Amanda Askell, Sandhini Agarwal, Ariel Herbert-Voss, Gretchen Krueger, Tom Henighan, Rewon Child, Aditya Ramesh, Daniel M. Ziegler, Jeffrey Wu, Clemens Winter, Christopher Hesse, Mark Chen, Eric Sigler, Mateusz Litwin, Scott Gray, Benjamin Chess, Jack Clark, Christopher Berner, Sam McCandlish, Alec Radford, Ilya Sutskever, and Dario Amodei. Language models are few-shot learners. In *NeurIPS*, 2020.
- Huiwen Chang, Han Zhang, Jarred Barber, AJ Maschinot, Jose Lezama, Lu Jiang, Ming-Hsuan Yang, Kevin Murphy, William T. Freeman, Michael Rubinstein, Yuanzhen Li, and Dilip Krishnan. Muse: Text-to-image generation via masked generative transformers. In *ICML*, 2023.
- Soravit Changpinyo, Doron Kukliansky, Idan Szpektor, Xi Chen, Nan Ding, and Radu Soricut. All you may need for vqa are image captions. In *NAACL*, 2022.
- Xi Chen, Xiao Wang, Soravit Changpinyo, AJ Piergiovanni, Piotr Padlewski, Daniel Salz, Sebastian Goodman, Adam Grycner, Basil Mustafa, Lucas Beyer, Alexander Kolesnikov, Joan Puigcerver, Nan Ding, Keran Rong, Hassan Akbari, Gaurav Mishra, Linting Xue, Ashish Thapliyal, James Bradbury, Weicheng Kuo, Mojtaba Seyedhosseini, Chao Jia, Burcu Karagol Ayan, Carlos Riquelme, Andreas Steiner, Anelia Angelova, Xiaohua Zhai, Neil Houlsby, and Radu Soricut. Pali: A jointly-scaled multilingual language-image model. In *ICLR*, 2023.
- Jaemin Cho, Abhay Zala, and Mohit Bansal. Dall-eval: Probing the reasoning skills and social biases of text-to-image generative transformers. In *ICCV*, 2023a.
- Jaemin Cho, Abhay Zala, and Mohit Bansal. Visual programming for text-to-image generation and evaluation. In *NeurIPS*, 2023b.
- Wenliang Dai, Junnan Li, Dongxu Li, Anthony Meng Huat Tiong, Junqi Zhao, Weisheng Wang, Boyang Li, Pascale Fung, and Steven Hoi. Instructblip: Towards general-purpose vision-language models with instruction tuning. In *NeurIPS*, volume abs/2305.06500, 2023. URL <https://api.semanticscholar.org/CorpusID:258615266>.

-
- Donald Davidson. Theories of meaning and learnable languages. In *In Yehoshua Bar-Hillel (ed.), Proceedings of the 1964 International Congress for Logic, Methodology, and Philosophy of Science. Amsterdam: North-Holland. pp. 383-394, 1965.*
- Donald Davidson. The logical form of action sentences. In *n N. Rescher (ed.) The Logic of Decision and Action, Pittsburgh: University of Pittsburgh, 1967a.*
- Donald Davidson. Truth and meaning. In *Inquiries into Truth and Interpretation; Soames, chapter 12 of PATC, 1967b.*
- Ginger Delmas, Philippe Weinzaepfel, Thomas Lucas, Francesc Moreno-Noguer, and Grégory Rogez. PoseScript: 3D Human Poses from Natural Language. In *ECCV, 2022.*
- Daniel Deutsch, Tania Bedrax-Weiss, and Dan Roth. Towards Question-Answering as an Automatic Metric for Evaluating the Content Quality of a Summary. *Transactions of the Association for Computational Linguistics*, 9:774–789, 08 2021. ISSN 2307-387X. doi: 10.1162/tacl.a.00397. URL <https://doi.org/10.1162/tacl.a.00397>.
- Esin Durmus, He He, and Mona Diab. FEQA: A question answering evaluation framework for faithfulness assessment in abstractive summarization. In *Proceedings of the 58th Annual Meeting of the Association for Computational Linguistics*, pp. 5055–5070, Online, July 2020. Association for Computational Linguistics. doi: 10.18653/v1/2020.acl-main.454. URL <https://aclanthology.org/2020.acl-main.454>.
- Matan Eyal, Tal Baumel, and Michael Elhadad. Question answering as an automatic evaluation metric for news article summarization. In *Proceedings of the 2019 Conference of the North American Chapter of the Association for Computational Linguistics: Human Language Technologies, Volume 1 (Long and Short Papers)*, pp. 3938–3948, Minneapolis, Minnesota, June 2019. Association for Computational Linguistics. doi: 10.18653/v1/N19-1395. URL <https://aclanthology.org/N19-1395>.
- Shuyang Gu, Dong Chen, Jianmin Bao, Fang Wen, Bo Zhang, Dongdong Chen, Lu Yuan, and Baining Guo. Vector quantized diffusion model for text-to-image synthesis. In *CVPR, 2022.*
- Jack Hessel, Ari Holtzman, Maxwell Forbes, Ronan Le Bras, and Yejin Choi. Clipscore: A reference-free evaluation metric for image captioning. In *EMNLP, 2022.*
- Tobias Hinz, Stefan Heinrich, and Stefan Wermter. Semantic object accuracy for generative text-to-image synthesis. *IEEE Transactions on Pattern Analysis and Machine Intelligence*, 44(3): 1552–1565, mar 2022. doi: 10.1109/tpami.2020.3021209. URL <https://doi.org/10.1109/2Ftpami.2020.3021209>.
- Jonathan Ho, Ajay Jain, and Pieter Abbeel. Denoising Diffusion Probabilistic Models. In *NeurIPS, 2020.* URL <http://arxiv.org/abs/2006.11239>.
- Seunghoon Hong, Dingdong Yang, Jongwook Choi, and Honglak Lee. Inferring Semantic Layout for Hierarchical Text-to-Image Synthesis. In *CVPR, 2018.*
- Yushi Hu, Benlin Liu, Jungo Kasai, Yizhong Wang, Mari Ostendorf, Ranjay Krishna, and Noah A. Smith. Tifa: Accurate and interpretable text-to-image faithfulness evaluation with question answering. In *ICCV, 2023.*
- Saehoon Kim, Sanghun Cho, Chiheon Kim, Doyup Lee, and Woonhyuk Baek. mindall-e on conceptual captions. <https://github.com/kakaobrain/minDALL-E>, 2021.
- Jonathan Krause, Justin Johnson, Ranjay Krishna, and Li Fei-Fei. A hierarchical approach for generating descriptive image paragraphs. In *CVPR, 2017.*
- Chenliang Li, Haiyang Xu, Junfeng Tian, Wei Wang, Ming Yan, Bin Bi, Jiabo Ye, Hehong Chen, Guohai Xu, Zheng Cao, Ji Zhang, Songfang Huang, Fei Huang, Jingren Zhou, and Luo Si. mplug: Effective and efficient vision-language learning by cross-modal skip-connections. In *EMNLP, 2022.*

-
- Rosanne Liu, Daniel H Garrette, Chitwan Saharia, William Chan, Adam Roberts, Sharan Narang, Irina Blok, R. J. Mical, Mohammad Norouzi, and Noah Constant. Character-aware models improve visual text rendering. In *ACL*, 2023. URL <https://aclanthology.org/2023.acl-long.900>.
- Cewu Lu, Ranjay Krishna, Michael Bernstein, and Li Fei-Fei. Visual relationship detection with language priors. In *ECCV*, 2016.
- Sewon Min, Kalpesh Krishna, Xinxu Lyu, Mike Lewis, Wen tau Yih, Pang Wei Koh, Mohit Iyyer, Luke Zettlemoyer, and Hannaneh Hajishirzi. Factscore: Fine-grained atomic evaluation of factual precision in long form text generation. In *EMNLP*, 2023.
- Shashi Narayan, Shay B. Cohen, and Mirella Lapata. Ranking sentences for extractive summarization with reinforcement learning. In *Proceedings of the 2018 Conference of the North American Chapter of the Association for Computational Linguistics: Human Language Technologies, Volume 1 (Long Papers)*, pp. 1747–1759, New Orleans, Louisiana, June 2018. Association for Computational Linguistics. doi: 10.18653/v1/N18-1158. URL <https://aclanthology.org/N18-1158>.
- OpenAI. Chatgpt, 2022. URL <https://openai.com/blog/chatgpt>.
- OpenAI. Gpt-4 technical report, 2023.
- Roni Paiss, Ariel Ephrat, Omer Tov, Shiran Zada, Inbar Mosseri, Michal Irani, and Tali Dekel. Teaching clip to count to ten. In *ICCV*, 2023.
- Dong Huk Park, Samaneh Azadi, Xihui Liu, Trevor Darrell, and Anna Rohrbach. Benchmark for compositional text-to-image synthesis. In J. Vanschoren and S. Yeung (eds.), *Proceedings of the Neural Information Processing Systems Track on Datasets and Benchmarks*, volume 1. Curran, 2021. URL https://datasets-benchmarks-proceedings.neurips.cc/paper_files/paper/2021/file/0a09c8844ba8f0936c20bd791130d6b6-Paper-round1.pdf.
- Jordi Pont-Tuset, Jasper Uijlings, Soravit Changpinyo, Radu Soricut, and Vittorio Ferrari. Connecting vision and language with localized narratives. In *ECCV*, 2020.
- Aditya Ramesh, Prafulla Dhariwal, Alex Nichol, Casey Chu, and Mark Chen. Hierarchical Text-Conditional Image Generation with CLIP Latents. *ArXiv*, 2204.06125, 2022. URL <http://arxiv.org/abs/2204.06125>.
- Robin Rombach, Andreas Blattmann, Dominik Lorenz, Patrick Esser, and Björn Ommer. High-resolution image synthesis with latent diffusion models. In *CVPR*, pp. 10684–10695, June 2022.
- Chitwan Saharia, William Chan, Saurabh Saxena, Lala Li, Jay Whang, Emily Denton, Seyed Kamyar Seyed Ghasemipour, Burcu Karagol Ayan, S. Sara Mahdavi, Rapha Gontijo Lopes, Tim Salimans, Jonathan Ho, David J Fleet, and Mohammad Norouzi. Photorealistic text-to-image diffusion models with deep language understanding. In *NerulIPS*, 2022.
- Jascha Sohl-Dickstein, Eric A. Weiss, Niru Maheswaranathan, and Surya Ganguli. Deep unsupervised learning using nonequilibrium thermodynamics. In *ICML*, 2015. ISBN 9781510810587.
- Iulia Turc and Gaurav Nemade. Midjourney user prompts & generated images (250k), 2022. URL <https://www.kaggle.com/ds/2349267>.
- Zijie J. Wang, Evan Montoya, David Munechika, Haoyang Yang, Benjamin Hoover, and Duen Horng Chau. Diffusiondb: A large-scale prompt gallery dataset for text-to-image generative models. In *ACL*, 2023. URL <https://arxiv.org/abs/2210.14896>.
- Tao Xu, Pengchuan Zhang, Qiuyuan Huang, Han Zhang, Zhe Gan, Xiaolei Huang, and Xiaodong He. AttnGAN: Fine-Grained Text to Image Generation with Attentional Generative Adversarial Networks. In *CVPR*, 2018. ISBN 9781538664209. doi: 10.1109/CVPR.2018.00143.
- Michal Yarom, Yonatan Bitton, Soravit Changpinyo, Roei Aharoni, Jonathan Herzig, Oran Lang, Eran Ofek, and Idan Szepktor. What you see is what you read? improving text-image alignment evaluation. In <https://arxiv.org/abs/2305.10400>, 2023.

Qinghao Ye, Haiyang Xu, Guohai Xu, Jiabo Ye, Ming Yan, Yiyang Zhou, Junyang Wang, Anwen Hu, Pengcheng Shi, Yaya Shi, Chaoya Jiang, Chenliang Li, Yuanhong Xu, Hehong Chen, Junfeng Tian, Qian Qi, Ji Zhang, and Fei Huang. *mplug-owl: Modularization empowers large language models with multimodality*, 2023.

Jiahui Yu, Yuanzhong Xu, Jing Yu Koh, Thang Luong, Gunjan Baid, Zirui Wang, Vijay Vasudevan, Alexander Ku, Yinfei Yang, Burcu Karagol Ayan, Ben Hutchinson, Wei Han, Zarana Parekh, Xin Li, Han Zhang, Jason Baldridge, and Yonghui Wu. *Scaling Autoregressive Models for Content-Rich Text-to-Image Generation*. *Transactions on Machine Learning Research*, 2022. URL <http://arxiv.org/abs/2206.10789>.

Appendix

In this appendix, we include LLM preambles (Appendix A), DSG-1k dataset details (Appendix B), invalid VQA query examples (Appendix C), additional QG/QA/T2I evaluation results (Appendix D), Pseudocode of T2I evaluation with DSG (Appendix E), and human evaluation setup (Appendix F).

A LLM PREAMBLES

Fig. 8 presents the preambles for the three-stage automatic DSG generation pipeline, with PaLM2 (Anil et al., 2023).

Fig. 9 presents the preambles for question evaluation in *precision*, *recall*, and *uniqueness*, with GPT-3.5 (OpenAI, 2022).

<p><i>Tuple generation</i> Task: given input prompts, describe each scene with skill-specific tuples. Do not generate same tuples again. Do not generate tuples that are not explicitly described in the prompts. output format: id tuple \${HUMAN_ANNOTATION_EXAMPLES}</p> <p><i>Question generation</i> Task: given input prompts and skill-specific tuples, re-write tuple each in natural language question. output format: id question \${HUMAN_ANNOTATION_EXAMPLES}</p> <p><i>Dependency generation</i> Task: given input prompts and tuples, describe the parent tuples of each tuple. output format: id dependencies (comma separated) \${HUMAN_ANNOTATION_EXAMPLES}</p>

Figure 8: The preambles for the three-step automatic DSG generation pipeline.

B DSG-1K DATASET DETAILS

Images. We generate images from the prompts in DSG-1k using three recent SoTA text-to-image models (SoTA at the time of experimentation): Imagen* (Saharia et al., 2022), MUSE* (Chang et al., 2023), and SD v2.1 (Rombach et al., 2022). Imagen* and SD are denoising diffusion models (Sohl-Dickstein et al., 2015; Ho et al., 2020). MUSE* is an encoder-decoder model with parallel image decoding steps. In total, we provide $3 \times 1,060 = 3,180$ model-generated images. For fair comparison with uniform model evaluation and human annotation, we also make use of the generated images published by TIFA for TIFA160. This includes SD v1.1, v1.5 (Rombach et al., 2022), minDALL-E (Kim et al., 2021), and VQ-diffusion (Gu et al., 2022).

Questions, Answers and Alignment Scores. On TIFA160 prompts, a set of three human experts manually and independently generate the semantic tuples and their dependencies (scene graph).

<p>Precision Task: a model generated questions to check semantics of images generated from prompts. Given prompts (ground-truth), tuples that decompose the prompts (ground-truth), and questions generated by the model, check the ids of the questions that are not entailed with the tuples. entailed questions: id of questions ids of tuples entailed with each question wrong questions: ids of questions that are not entailed with GT tuples.</p> <p>Recall Task: a model generated questions to check semantics of images generated from prompts. Given prompts (ground-truth), tuples that decompose the prompts (ground-truth), and questions generated by the model, check the ids of tuples are covered by the questions. covered tuples: id of tuples ids of questions covering each tuple missed tuples: ids of missed tuples</p> <p>Uniqueness Task: a model generated questions to check semantics of images generated from prompts. Given prompts (ground-truth), and questions generated by the model, check the ids of duplicated questions. output format: ids of duplicated questions</p>

Figure 9: The preambles for the automatic evaluation of questions in precision/recall/uniqueness.

<p>Text: A chair in the corner on a boat. Questions generated by TIFA q1 is there a chair in the corner? q2 is this a boat? q3 what type of vehicle is this? q4 is the chair in the corner? q5 is the chair on the boat? GPT-3.5 eval: Questions 1 and 4 are duplicates because they both ask about the presence and location of the chair in the corner. duplicates: q1,q4 uniqueness = n.unique / n.total = 4/5 = 0.8 Human eval: duplicates: (q1,q4), (q2, q3) uniqueness = n.unique / n.total = 3/5 = 0.6</p>	<p>Text: an ostrich standing on a couch. Questions generated by DSG q1 Is there an ostrich? q2 Is there a couch? q3 Is the ostrich standing? q4 Is the ostrich on the couch? GPT-3.5 eval: Questions 3 and 4 are duplicates because they both ask about the ostrich's position. duplicates: q3,q4 uniqueness = n.unique / n.total = 3/4 = 0.75 Human eval: duplicates: None uniqueness = n.unique / n.total = 4/4 = 1.0</p>
---	--

Figure 10: Automatic uniqueness evaluation: despite the general high agreement between GPT-3.5 and human, GPT-3.5 is sometimes distracted by text overlap to err. Left: duplidates q2 & 3 differ in wording. Right: q3 & 4 are similar in wording but are unique questions.

Then, with the LLM-based DSG generation pipeline (Sec. 3), we generate DSG (semantic tuples, questions, and dependencies) on the entire DSG-1k prompts. We show the generated questions together with the generated images to human annotators to (i) annotate their validity (e.g. it is not valid to ask whether the motorbike is red if there is no motorbike in the image) and (ii) answer the valid questions with Yes or No. We also answer the same questions with automatic VQA models, specifically mPLUG-large (Ye et al., 2023), Instruct-BLIP (Dai et al., 2023), and PaLI (Chen et al., 2023). Following TIFA, we ask human annotators to collect 1-to-5 Likert-scale scores about T2I alignment on TIFA160 for seven models, for a total of $7 \times 160 = 1,120$ text-image pairs. In experiments, we use human Likert annotations to measure the correlation between human and QG/A judgments.

C INVALID VQA QUERY EXAMPLES

Fig. 11 provide examples of invalid VQA queries described in Sec. 1. In the bottom right image, VQA model answered “No” to the question “is there a car?”, but the VQA model answered “Yes” to the question “is the car playing soccer?”. Such examples are more common when T2I model miss entities (more frequent in weaker models we evaluated, such as minDALL-E and VQ-Diffusion).

D ADDITIONAL QG/QA/T2I EVALUATION RESULTS

QG evaluation. In Fig. 10, we show some example mismatch case of human evaluation and GPT-3.5 based automatic evaluation on uniqueness, described in Sec. 4.1.

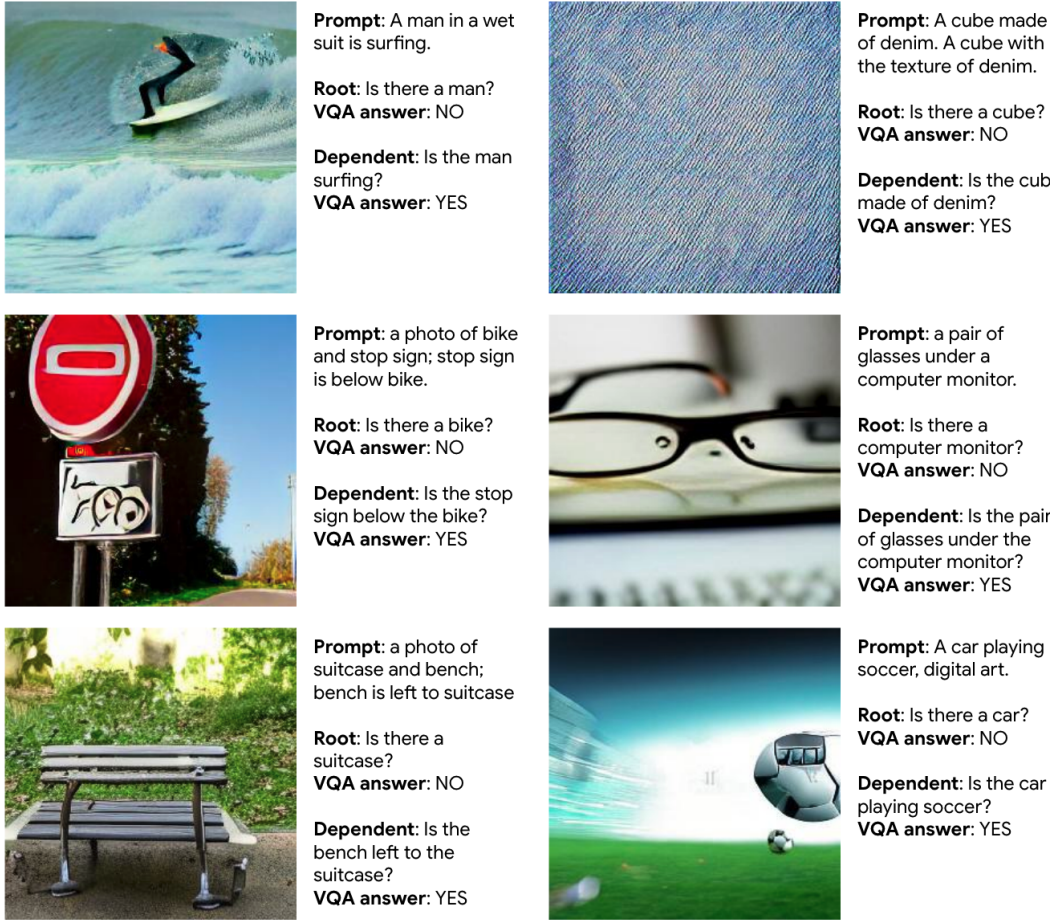


Figure 11: Examples of *invalid VQA queries* where a dependent question gets positive answer when its root question gets negative. For example, in the bottom right image, VQA model answered “No” to the question “is there a car?”, but the VQA model answered “Yes” to the question “is the car playing soccer?”. Such examples are more common when T2I model miss entities (more frequent in weaker models we evaluated, such as minDALL-E and VQ-Diffusion). Fundamentally however this is an issue of posing invalid queries to VQA that should not be posed in the first place.

QA evaluation. In Table 7, we also summarize the *VQA-human match accuracy by DSG-1k data sources*. The trend matches the observation in the by-category results in Table 4 and 5.

VQA models	DSG-1k Prompt Sources							
	TIFA-160	Paragraph	Relation	Counting	Real users	Poses	Commonsense-defying	Text
mPLUG-large	86.4	84.7	80.4	65.7	46.1	69.0	80.4	60.3
Instruct-BLIP	86.3	83.6	71.1	60.2	47.3	69.9	81.0	57.0
PaLI	87.9	86.4	84.9	66.1	47.6	69.7	82.4	60.3

Table 7: VQA-Human answer *match accuracy* on 3 T2I generation models on DSG-1k prompts, by data sources/segments. We use DSG-PaLM2 questions.

T2I evaluation. Table 8 shows the average Likert (1-5) scores of T2I generation models on TIFA160 prompts. Table 9 and Table 10 present VQA-human correlation and accuracy results by fine-grained semantic categories. In Table 9, we calculate for categories with ≥ 30 samples and keep results with $p < 1e - 4$.

minDALL-E	VQ-Diffusion	SD v1.1	SD v1.5	SD v2.1	Imagen*
3.839	3.608	3.731	3.990	4.146	4.399

Table 8: Avg. Likert (1-5) on T2I generation models on TIFA160 prompts.

Table 9: VQA-Human correlation. VQA: proportion of correct answers; Human: 1-5 Likert. *Split by fine-grained semantic categories*, measured with Spearman’s ρ and Kendall’s τ . *ent*: entity, *rel*: relation, *att*: attribute.

VQA models	DSG-1k Question types							
	(ent) whole	(rel) spatial	(att) state	(ent) part	(global)	(att) color	(rel) action	(att) type
PaLI	0.499/0.397	0.518/0.423	0.401/0.330	0.410/0.332	0.243/0.213	0.291/0.267	0.389/0.311	0.359/0.310
	(att) count	(att) text rendering	(att) material	(att) shape	(att) style	(att) texture	(att) size	-
PaLI	0.346/0.319	-	-	-	-	-	-	-

Table 10: T2I model VQA accuracy (SD v2.1 / Imagen* / MUSE*) (averaged over text-image items). *By fine-grained semantic categories*. Questions generated with DSG-PaLM2, answered with both PaLI and human. *ent*: entity, *rel*: relation, *att*: attribute.

T2I models	DSG-1k Question types							
	(ent) whole	(rel) spatial	(att) state	(ent) part	(global)	(att) color	(rel) action	(att) type
Answerer: PaLI								
SD v2.1	81.9	63.8	85.9	84.4	90.7	76.8	73.9	78.2
Imagen*	85.3	71.2	87.6	87.6	90.7	87.4	78.3	81.9
MUSE*	83.8	70.1	88.0	88.2	93.1	87.1	75.0	80.2
Answerer: Human								
SD v2.1	68.2	46.3	52.6	76.1	48.9	67.3	46.9	44.7
Imagen*	74.3	58.6	62.1	84.2	50.0	78.2	62.0	46.8
MUSE*	71.4	55.8	58.3	81.3	46.2	78.7	54.6	41.6
	(att) count	(att) text rendering	(att) material	(att) shape	(att) style	(att) texture	(att) size	
Answerer: PaLI								
SD v2.1	73.5	70.6	73.2	82.0	79.6	71.8	80.0	
Imagen*	80.1	70.6	81.4	86.0	77.6	94.9	85.7	
MUSE*	77.3	72.5	78.4	88.0	83.7	89.7	94.3	
Answerer: Human								
SD v2.1	44.9	5.1	40.7	45.3	14.6	47.4	53.2	
Imagen*	49.7	1.8	51.2	55.6	17.6	72.4	63.1	
MUSE*	47.9	3.0	51.5	46.1	15.7	56.9	62.2	

E PSEUDOCODE OF T2I EVALUATION WITH DSG.

Algorithm 1 shows Python pseudocode demonstrating the T2I evaluation pipeline with DSG.

Algorithm 1 Python pseudocode of T2I evaluation with DSG

```
PROMPT_TUPLE = """Task: given input prompts,
describe each scene with skill-specific tuples ...
"""

PROMPT_DEPENDENCY = """Task: given input prompts and tuples,
describe the parent tuples of each tuple ...
"""

PROMPT_QUESTION = """Task: given input prompts and skill-specific tuples,
re-write tuple each in natural language question ...
"""

def generate_dsg(text, LLM):
    """generate DSG (tuples, dependency, and questions) from text"""
    # 1) generate atomic semantic tuples
    # output: dictionary of {tuple id: semantic tuple}
    id2tuples = LLM(text, PROMPT_TUPLE)
    # 2) generate dependency graph from the tuples
    # output: dictionary of {tuple id: ids of parent tuples}
    id2dependency = LLM(text, id2tuples, PROMPT_DEPENDENCY)
    # 3) generate questions from the tuples
    # output: dictionary of {tuple id: ids of generated questions}
    id2questions = LLM(text, id2tuples, PROMPT_QUESTION)
    return id2tuples, id2dependency, id2questions

def evaluate_image_dsg(text, generated_image, VQA, LLM):
    """evaluate a generated image with DSG"""
    # 1) generate DSG from text
    id2tuples, id2dependency, id2questions = generate_dsg(text, LLM)
    # 2) answer questions with the generated image
    id2scores = {}
    for id, question in id2questions.items():
        answer = VQA(generated_image, question)
        id2scores[id] = float(answer == 'yes')
    # 3) zero-out scores from invalid questions
    for id, parent_ids in id2dependency.items():
        # zero-out scores if parent questions are answered 'no'
        any_parent_answered_no = False
        for parent_id in parent_ids:
            if id2scores[parent_id] == 0:
                any_parent_answered_no = True
                break
        if any_parent_answered_no:
            id2scores[id] = 0
    # 4) calculate the final score by averaging
    average_score = sum(id2scores.values()) / len(id2scores)
    return average_score
```

F HUMAN EVALUATION SETUP

Fig. 12 and Fig. 13 exemplify the data collection UI used in our human answer/rating collection.

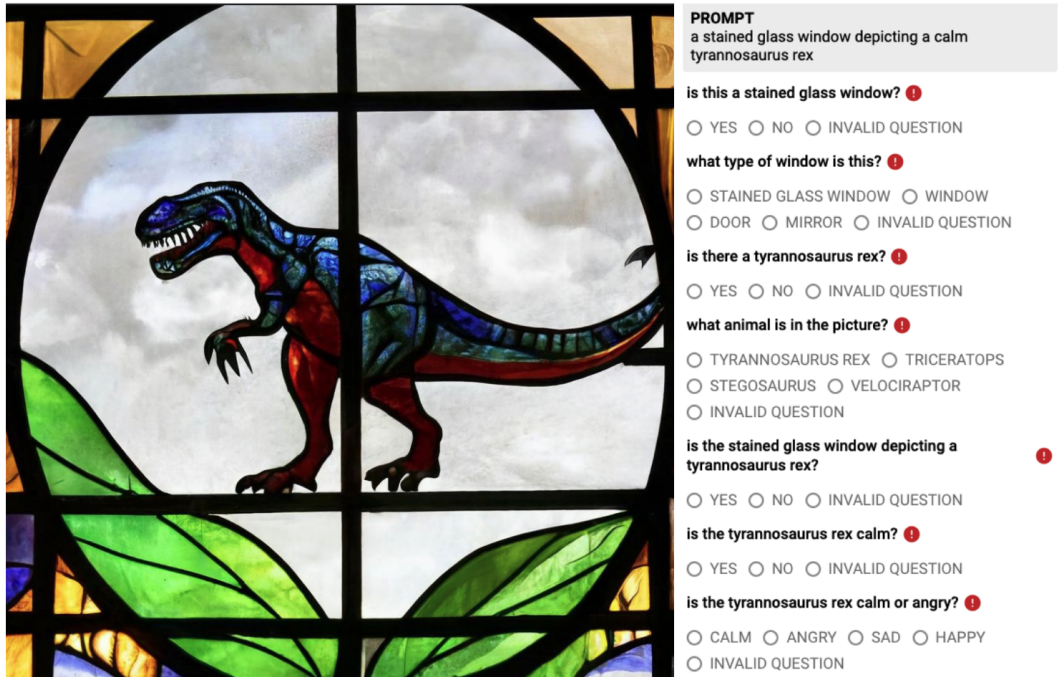


Figure 12: UI for data collection in per-question human judgment annotation.

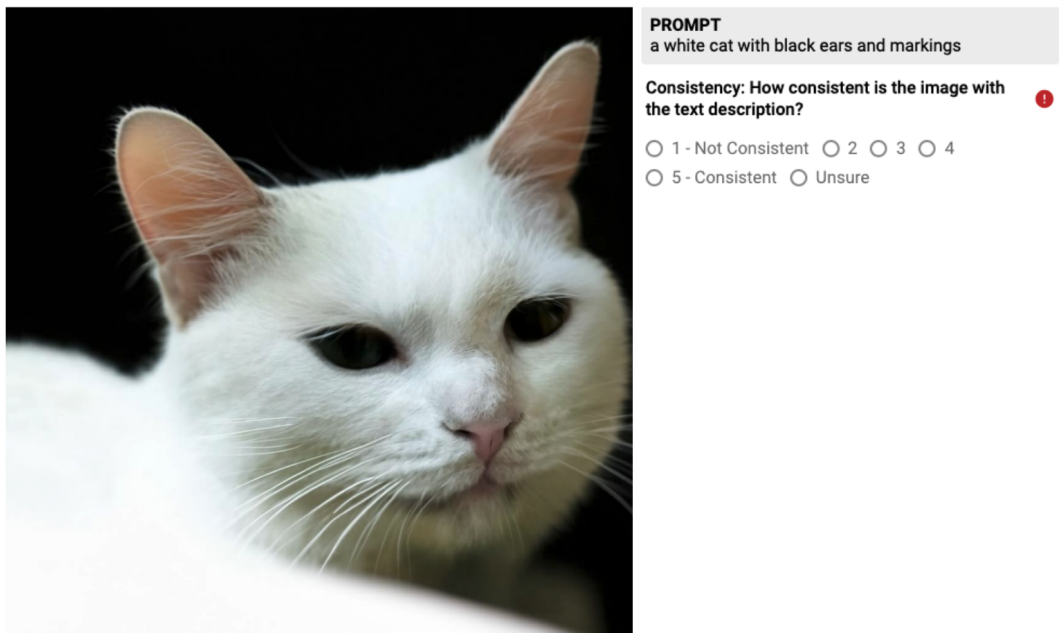


Figure 13: UI for data collection in per-item human judgment annotation (1-5 Likert consistency rating).