

ArcheType: A Novel Framework for Open-Source Column Type Annotation using Large Language Models

Benjamin Feuer, Yurong Liu, Chinmay Hegde, Juliana Freire

New York University

{bf996,yurong.liu,ch3773,juliana.freire}@nyu.edu

ABSTRACT

Existing deep-learning approaches to semantic column type annotation (CTA) have important shortcomings: they rely on semantic types which are fixed at training time; require a large number of training samples per type and incur large run-time inference costs; and their performance can degrade when evaluated on novel datasets, even when types remain constant. Large language models have exhibited strong zero-shot classification performance on a wide range of tasks and in this paper we explore their use for CTA. We introduce ArcheType, a simple, practical method for context sampling, prompt serialization, model querying, and label remapping, which enables large language models to solve column type annotation problems in a fully zero-shot manner. We ablate each component of our method separately, and establish that improvements to context sampling and label remapping provide the most consistent gains. ArcheType establishes new state-of-the-art performance on both zero-shot and fine-tuned CTA, including three new domain-specific benchmarks. We publicly release these benchmarks along with the code to reproduce our results at <https://github.com/penfever/ArcheType>.

1 INTRODUCTION

The conventional goal of semantic column type annotation (CTA) is to associate each column of a relational table with one among several pre-defined semantic types (that go beyond atomic types such as string, integer, or boolean). CTA is a useful computational primitive in numerous settings, including data cleaning, where detection, correction, and transformation are performed using rules based on data types [22, 41], and schema matching for data discovery, where the semantic type can be used to constrain the search for matching attributes [6, 25]. Beyond being useful from a computational standpoint, efficient methods for CTA can also enable democratization of access to large, well-curated datasets by reducing labeling costs.

Recent approaches to CTA have increasingly been based on learning-based techniques. Deep learning approaches rely on the availability of large training corpora of columns annotated with their semantic types to train a deep neural network from scratch that can perform CTA on new, unseen columns of relational tables [20, 55]. Fine-tuned models, on the other hand, rely on pre-trained transformer-based language models (LMs) such as BERT [53] and fine-tune them for the specific task of CTA [11, 46]. Learning-based approaches have been shown to be effective for identifying generic types for which there exists sufficient training data. For example, Sherlock [20] was trained on over 675,000 columns retrieved from the VizNet corpus to recognize 78 semantic types from DBpedia [2] such as album, city, plays, or birth place.

However, the above approaches exhibit important limitations. First and foremost, their performance degrades substantially when

evaluated against test datasets that have been acquired from different sources *even when their column types match closely*. This is due to the well-known problem of distribution shift [39]; see Sec. 2.1.1. Second, there are high costs involved to support novel semantic types: both in terms of acquiring labeled data, and in creating new deep neural network models. Lastly, while fine-tuned models such as DoDuo [46] and TURL [11] require the semantic schemata to be specified at training time, in many scenarios datasets do not have a schema which fit neatly into these pre-trained types; see Sec. 2.1.2. This can severely limit their applicability to long-tail, rarer types.

This last point is crucial, since uncommon and rare types often emerge in real world settings. Consider, for example, the NYC Open Data collection [8]. This consists of thousands of datasets from NYC agencies which contain NYC-specific types such as NYC public high schools, neighborhoods, and agencies. As point of reference regarding the specificity of this collection, Ota et al. [35] computed the overlap between the contents of datasets in NYCOpenData and word vectors trained with GloVe (which uses Wikipedia as a source) and found that GloVe covers only 8% of its terms. DBpedia does define generic types that encompass the NYC-specific types. For instance, a high school can be classified as “EducationalInstitution”, but this semantic type includes many institution types that are not public schools, including colleges, medical centers and libraries. If we use this semantic type to find tables to augment information about NYC high schools, many irrelevant tables will be retrieved.

The dramatic advances in generative large language models (LLMs) open the opportunity to address these challenges. LLMs are trained over a very large and diverse corpus and are able to accumulate knowledge that covers a plethora of semantic types. For example, ChatGPT-3.5 correctly asserts that “Stuyvesant” is a “High School in New York City”, and follows up by producing a list of other high schools in the city. Furthermore, LLMs have the capability to perform *in-context learning*, where the label set can be specified as user-defined context during inference time; this opens up the opportunity to perform open-set classification even for rare types. This capability makes it possible to do either *zero-shot* CTA, or to generate labels that can be used to fine-tune models for domain-specific types.

In this paper, we take a first step at assessing the effectiveness and limitations of LLMs for CTA. We start by systematically delineating the different components required to perform CTA using LLMs: sampling the data context, prompt serialization, model querying, and label remapping. We propose novel methods for these components and assess their effectiveness. We explore the impact of these components on two different modes of operation: (a) using existing LLMs for zero-shot CTA and (b) fine-tuning LLMs for CTA based on a training set of labeled column types.

For both modes of operation, we report a series of results for *open-source LLMs*. As a basis of comparison we also study and report the performance of a closed-source LLM (ChatGPT-3.5). However, we emphasize open-source LLMs in our work, since closed-source models are not transparent: since we do not know how they were constructed, it may be difficult to understand their behavior. Moreover, many closed-source LLMs are constantly being updated and the reported results are not reproducible.

We perform a detailed evaluation of our approach using the SOTAB benchmark. However, SOTAB, like other benchmarks for CTA, includes only well-known types defined in widely-used ontologies and taxonomies. To explore the breadth of LLM subject knowledge as well as how LLM-based CTA performs for a wide range of types (including rare, domain specific types with novel characteristics), we create three new benchmark datasets for CTA, described in Sec. 4.

Summary of contributions. We propose **ArcheType**, an open-source framework to CTA centered around large language models, which leverages their strengths and adapts to their limitations. Specifically, we make the following contributions:

- (1) We introduce ArcheType, the first method for CTA demonstrated to be compatible with both open-source and closed-source LLMs.
- (2) We enumerate four essential components for any LLM-based CTA (LLM-CTA) approach: sampling, serialization, querying, and label remapping. We propose new approaches for context sampling and label remapping, and demonstrate their importance to the overall accuracy of LLM-CTA (Sec. 3).
- (3) We introduce three new zero-shot CTA benchmarks that cover a wide range of domain-specific schemas and attribute types (Sec. 4).
- (4) Through a detailed experimental evaluation (Sec. 5), we show that ArcheType achieves strong fine-tuned performance and state-of-the-art zero-shot performance on a large and diverse suite of benchmarks, while requiring far less tabular data for both training and inference than existing methods (Sec. 5.2).

2 BACKGROUND

2.1 Learning Methods for CTA: Challenges

2.1.1 Performance Degradation under Distribution Shift. A *natural distribution shift* is defined as evaluation data which differs from the data on which a model was trained due to natural factors. An important desideratum of deep learning models is that they exhibit predictable model behavior under such shifts; however, a series of recent papers have shown that the vast majority of standard deep computer vision models for image classification perform significantly worse under natural shifts, in contrast with human vision [18, 31, 43]. Intriguingly, zero-shot computer vision models perform much better under distribution shift – in many cases, comparably to human vision. [40]

We posit that the same phenomenon occurs in closed-set deep learning models for column type annotation. For example, suppose we fix a given column type was labeled `location`, and suppose our pre-training distribution was sourced from NYC OpenData. Then we might see entries like `{Broadway, Hunt’s Point, Jamaica}` which

are locations in New York City. But if we then use a model trained on this data to perform CTA on a medical dataset, we might end up assigning the `location` label to `{renal artery}`, which is a location in the human body.

As a simple empirical validation of this problem, we compare the performance of the fine-tuned DoDuo model on SOTAB to a DoDuo model which has been pre-trained on VizNet alone (reusing labels from the VizNet label set where possible), and find that the performance declines over 60% (from 84.8% to 23.8%).

2.1.2 Inability to Handle Open-Set Labels. Even if existing models did not struggle under shift, their utility would still be constrained by the fact that their label sets have to be specified at training time, and frozen henceforth. Real-world data is vast, and pre-trained type labels rarely map cleanly to categories of interest in newly-encountered datasets. For instance, NYC Open Data [8] contains semantic types such as public schools, agencies, parks and city boroughs. Training a model to recognize all of these types would be both time-consuming and costly.

2.1.3 Data Requirements. The tabular pre-training data requirements for modern CTA models are substantial; for example, a total of 658,904 tables were used for training versions of the current state-of-the-art [46]. This imposes additional data cleaning and labeling costs which can be oppressive, particularly for infrequent classes. The amount of context required at inference time to solve the CTA problem is also ambiguous, and varies by dataset; [46] ablate this choice in their paper

2.2 Benchmarks in CTA

A variety of realistic and challenging CTA benchmarks have been presented in the last few years. Prominent among these are GitTables from [19], WikiTables as modified in [11], and WebTables from [5]. However, these earlier benchmarks are usually pre-processed in an ad-hoc fashion and compared against some, but not all existing methods, making it difficult to truly measure progress in the field. For this reason, we focus on the recent SOTAB benchmark [24]. SOTAB was independently tested on both state-of-the-art CTA approaches, TURL and DoDuo, making it an ideal testing ground for new CTA methods. Furthermore, it is, to the best of our knowledge, the most challenging CTA benchmark in the literature; the strongest method to date, DoDuo, achieves a Micro-F1 score of 84.8 on SOTAB-91.

SOTAB is an unbalanced, 91-class classification problem where the task is to match each unlabeled column name with its ground-truth label. Unlike prior CTA problems, SOTAB was not introduced along with any particular method, and was evaluated on two state-of-the-art methods – [11] and [46] – by the benchmark authors. In addition to the full SOTAB problem, we also evaluate our approach using SOTAB-small, a simplified 27-class version of the benchmark which is designed to reduce the considerable semantic overlap among SOTAB labels. For more details on SOTAB-small, please refer to the repository associated with the paper.

2.3 LLMs (Foundation Models)

A **foundation model** is a term that describes a type of machine learning model that is pre-trained on vast amounts of data to capture

a wide range of knowledge, and then fine-tuned on more specific tasks or datasets. [3] Their scale results in new emergent capabilities, and their effectiveness across so many tasks incentivizes homogenization. Homogenization provides powerful leverage but demands caution, as the defects of the foundation model are inherited by all the adapted models downstream. [3]

2.3.1 LLMs for Zero-Shot Classification. Recent works on instruction-following such as [36] and [7] have demonstrated that fine-tuning large language models on a large pre-formatted corpus of prompt-response pairs is an effective strategy for improving generalization capabilities on arbitrary classification tasks. This suggests that competitive zero-shot performance on this task may be achievable. However, the problems in these datasets tend to have small label sets, clean labels, balanced classes, few implicit hierarchies in the label set, and have largely been focused on NLP rather than tabular classification tasks.

Despite the ubiquity of large language models in the research literature, there have been surprisingly few attempts to apply them to tabular classification problems. One recent contribution from [17] found success on a wide range of problems using a novel prompt serialization method. Unlike their work, our paper focuses on real-world datasets and problems, where the space of potential classes is very large, label pollution and class imbalance are common, and training data is scarce.

In our discussion below, we refer to certain results as **zero-shot**. In this work, we follow the definition provided by [4]; no demonstrations are allowed in the prompt, and only an instruction in natural language is given to the model. We note the distinction from other definitions of “zero-shot”, which sometimes allows for demonstrations (or training examples) provided as part of the prompt.

2.3.2 Open vs. Closed-Source LLMs. In this work, we consider a model **open-source** if, and only if, sufficient specifics of model design have been published to reproduce the architecture, checkpoints with pretrained weights have been released to the scientific community, and the contents of the pre-training corpus are available for inspection by the scientific community. Any model which is not open-source, we consider to be **closed-source**.

Three key advantages of utilizing open-source models are explainability, reproducibility and cost.

Explainability. The architectures of most closed-source models are not known to the public; nor is it known how much prompt engineering and behind-the-scenes modification of the model output is being conducted. The specifics of the data on which these models are trained is also unknown. These facts make it difficult to provide rigorous explanations of the behavior of closed-source models.

Reproducibility. As noted recently by [38, 44], results from closed-source models are non-reproducible, non-deterministic, and cannot be ablated with respect to the model architecture or potential data contamination, all of which makes them unreliable for rigorous scientific research.

Cost. As closed-source models charge by the token, there is a significant cost incurred by any solution which relies on them.

Key disadvantages of open-source models include performance and context length.

Performance. As of this writing, the best open-source models underperform the best closed-source models across a wide range of benchmarks. [29] The causes of this performance gap are not fully understood, as large language models tend to exhibit unpredictable phase transitions as a function of scale. These transitions can lead to sudden leaps in performance on standard benchmarks. [37]

Context length. The open-source large language models in common use at the time of this paper have context windows ranging from 512 to 2048 tokens [7, 50] (typically between 375 and 1500 words, if the string is English). If the string is in a different language or is largely numeric, however, the tokenization process tends to be approximately 2-4x times less efficient, since standard tokenization schemes employed by such models tend to handle unicode inefficiently [45]. Both phenomena are common in real-world tabular data. Closed-source models are less constrained (GPT-3.5 allows over 16,000 tokens at the time of this writing).

3 ARCHETYPE: METHOD OVERVIEW

Formal Model of LLM-CTA. Consider a table T with t columns and r rows. We denote each column $C \in T$ as a function which maps row indices to strings; i.e., for $0 \leq i < t$, we have $C_i : \mathbb{N} \rightarrow \Sigma_*$, where i is the column index. Here, Σ_* is the set of all possible strings, Σ_{C_i} is the set of all strings found in column C_i , $\Sigma_{C_i} \subset \Sigma_* \forall i$, with any individual string $\sigma \in \Sigma_{C_i}$. We make no further assumptions; C_i may include a column name, and T may contain an additional metadata field. However, neither of these properties is required to exist, and so we do not include them in our analysis. Many of our methods rely on a sample of *unique* values sampled from the column, $U_i := \text{unique}(|\Sigma_{C_i}|)$. We explore two LLM-based approaches for CTA: fine tuned and zero shot.

Definition 3.1 (Fine-tuned LLM-CTA). Let L denote a label set of strings with cardinality j . Given the above definitions, we define fine-tuned $CTA \subset T \times L$ as a relation between tables and labels:

$$\forall C_i, \exists L_j \mid (C_i, L_j) \in CTA \quad (1)$$

We seek a generative method $M : \Sigma_* \rightarrow \Sigma_*$, that comes closest to satisfying the following properties –

$$\begin{aligned} M(\sigma, L) &= \sigma_L \\ \sigma_L &\in L \\ \forall C_i, CTA(C_i, L_j) &= \sigma_{L_j} \end{aligned} \quad (2)$$

Definition 3.2 (Zero-shot LLM-CTA). The definition of zero-shot LLM-CTA is identical to that of fine-tuned, save for a few small differences. In a zero-shot setting, r is presumed to be small enough to preclude the possibility of fine-tuning a model. L is chosen at test-time. In zero-shot, it is also possible to define multiple values of L for one T .

3.1 Elements of LLM-CTA Methods

We observe that any LLM-CTA method must solve the following four problems. Individually, each is necessary for LLM-CTA; collectively, they are sufficient.

By considering and ablating each of these components separately, we are able to design a method which generalizes to a wide range of architectures, including popular open-source models. In the remainder of this section, we describe in detail how each of these components are handled in ArcheType (the complete method is illustrated in Fig. 1).

Context Sampling. As of this writing, all SOTA large language models are transformer-based. [53] By design, transformers have a hard scaling limit over which their dense attention can be applied, sometimes called a *context window*, W . In the event that $|C| + |L| > W$, a representative sample must be selected. From a practical standpoint, the context window sizes of contemporary large language models are small enough that this event takes place quite frequently. [23, 27] use simple random sampling and first- k -rows sampling, respectively. We introduce our approach in Sec. 3.2 provide ablation studies of our sampling method in Sec. 5.4.1.

Prompt Serialization. As of this writing, all SOTA large language models require prompts, or priors, to complete. Prompt serialization (or prompt engineering) is the process of transforming raw context into a prompt. Of the four components we consider here, this one has received the most attention in the existing literature; the methods of [23, 27] are largely focused on improvements to prompt serialization. In Sec. 5.4.2, we ablate prompt serialization, independent of other components, and conclude prompt engineering should be treated as a hyperparameter rather than as a methodological contribution – we describe this approach in Sec. 3.3. When considering a range of model architectures, we find that any reasonable serialization method is about as likely to produce a good result as any other.

Model Querying. Model selection and querying is another important element of LLM-CTA. The method must correctly submit a query to some large language model(s) chosen in advance, and it must retrieve and process the response. This query may be processed on a local machine, or via an API. This, too, has not been ablated; while future work may attempt to train a generative large language model from scratch specifically for this task, [23, 27] use GPT, and only GPT. As part of our study, we present ablations on architecture across a range of open-source models, as well as GPT. In Sec. 5.4.3, we ablate the choice of LLM and find that no single model dominates zero-shot performance.

Label Remapping All large language models sometimes produce responses which do not match with any label; $\sigma_L \notin L$. Label remapping is a form of error correction which remaps an unbounded LLM output space to a limited set of labels. [23] use an embedding-based method called anchoring to remap labels, whereas [27] use a dictionary lookup. As the latter approach is not compatible with zero-shot LLM-CTA, we ablate only the former approach, along with two other baselines, and develop CONTAINS+RESAMPLE, an algorithm which outperforms the baselines across model architectures. We ablate our choice of remapping method in Sec. 5.4.4.

We provide a table comparing our method to that of [23, 27] in Tab. 1.

3.2 Context sampling

As discussed earlier, CTA approaches using deep learning face severe data requirement challenges in settings that require (very) large tables and open label sets. To address these challenges, we introduce a new approach which we call **context sampling** and outline in Algo. 1. Given the column C_i and a target sample size ϕ , we select (or synthesize) a representative sample C_{ϕ_i} that contextually captures this column. We describe below in more detail how to construct contexts. We may have $\Sigma_{C_{\phi_i}} \sim \Sigma_{C_i}$, or in some cases, $\Sigma_{C_{\phi_i}}$ may be drawn from a larger pool of possible strings. The context sample is then serialized and embedded into a prompt which is passed to the LLM, the format of which follows from recent works such as [32] and [7].

There are several challenges involved in the implementation of context sampling. These include *low variance data*:

$$U_i \ll o(1),$$

high variance data:

$$U_i \gg \phi,$$

and *duplicate columns*, where for some index m over columns:

$$\Sigma_{C_i} = \Sigma_{C_m}.$$

Each of these situations merits discussion.

In the high variance case, helpful context may be lost in a limited sample. This phenomenon may explain why increasing the size of the context sample tends to improve model performance. However, the improvements are slight, suggesting an exponential scaling of data demands.

The low variance case remains challenging; the problem can easily become unsolvable for *degenerate columns* where, for example, $\forall k, \Sigma_{C_k} = "0"$. In some cases, we find that incorporating additional metadata (such as the filename of the table) can help with the classification task, but in other cases, we found that it simply biases the LLM to parrot back portions of the input string.

Real-world data, including SOTAB, often contains duplicate columns. Despite being identical, these columns may have different ground truth labels. These effects can introduce noise in the accuracy measures; in SOTAB, for example, we manually inspect 500 samples from the benchmark and estimate that 1% of ground-truth labels are noisy.

Context sampling in ArcheType. We begin by sampling a large number of unique values from the column, using this U_i as our initial context sample. We sample until $|U_i| = \phi_i$ or all unique values in the column have been exhausted.

Method	CS	PS	MQ	LR
ArcheType	Ours	C,K,I,S,N,B	T5, UL2, GPT	Cont + Res
Chorus [23]	Random	C	GPT	Sim
Korini [27]	First	K	GPT	Manual

Table 1: Comparison of zero-shot CTA methods. We provide a quick reference of existing zero-shot CTA methods in the literature, comparing their major components to ours. Descriptions of each component can be found in Sec. 3.1. The specifics of each prompt can be found in Fig. 8.

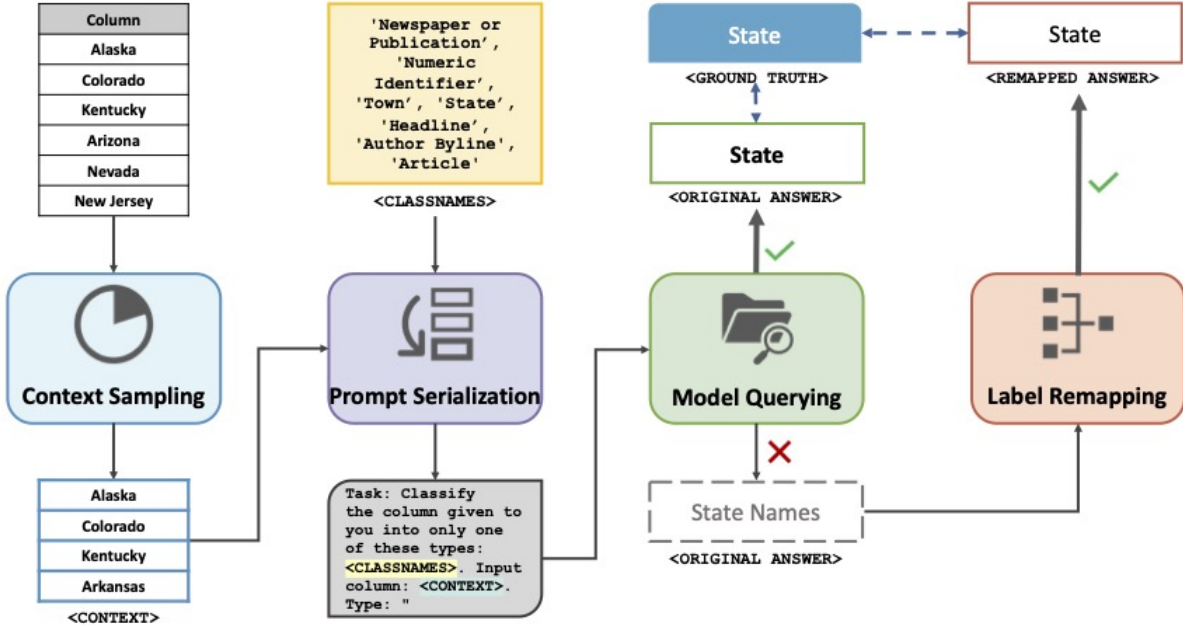


Figure 1: ArcheType: a four-stage method for column type annotation using LLMs. (1) In the Context Sampling stage, an algorithm selects a few representative samples from a column. (2) In the Prompt Serialization stage, the context and instruction string are serialized in a model-specific, token-efficient manner. (3) This string is passed to a large language model in the Model Querying stage. (4) If the output of the large language model is not one of the allowable categories, the Label Remapping stage assigns the model output to a class.

We employ weighted sampling according to an importance function f . The probability of selecting an element σ from U_i under P_{U_i} is given by:

$$P(\sigma) = \frac{f(\sigma)}{\sum_{j \in U_i} f(\sigma_j)}.$$

We consider multiple importance functions, depending on the dataset in question. Our standard f is string length, as we find that long strings are more likely to contain useful information than short ones. For the American Stories (amstr) benchmark described in Sec. 4, we find that an importance function which prioritizes samples that include any target class name is more effective.

Because we enforce a uniform context size, if after the sampling operation we have $|\Sigma_{C_{\phi_i}}| < \phi_i$, we duplicate entries in $\Sigma_{C_{\phi_i}}$ until the equality condition is met.

Feature selection. In context sampling, *feature selection* refers to what aspects of the original data we choose to include in our context. In all of our experiments, our first feature is CS, the context sample itself. We also experiment with including the *file name* (FN) of the table, used by [11], *summary statistics* (SS), used by [20], and samples from *other columns* (OC), used by [46].

Summary statistics. Our method for SS feature selection is as follows:

- We select statistics which support fast, accurate sketching.
- We select measures of center and spread which can provide additional information about missing column values.

Algorithm 1 Context sampling. The procedure accepts as input some C_i , a set of strings. If $|C_i| = \infty$, methods such as [14] can be used to estimate a fixed-size C_i . SS uses summary statistics to provide additional description of the column; this is optional, and primarily useful for fine-tuned models. TN, table name, is another optional context extension which can provide benefit.

```

1: procedure CONTEXT-SAMPLE( $C_i, S, T, \phi, f$ )            $\triangleright C_i$ : A
   table column,  $S$ , a context sample to be returned,  $T$ , a table,  $\phi$ :
   A hyperparameter (number of samples),  $P$ : a valid probability
   function
2:    $U_i \leftarrow \text{UNIQUE}(C_i), S \leftarrow \emptyset$ 
3:   while  $|S| < \phi$  do
4:      $S \leftarrow S + \sigma \sim P_{U_i}$ 
5:   end while
6:   if Extended context then
7:      $U_i \leftarrow U_i + \text{SS}(C_i) + \text{TN}(C_i)$ 
8:   end if
9:   return  $U_i$ 
10: end procedure
    
```

The eventual list of summary statistics included in our fine-tuned models was the following:

standard deviation, average, mode, median, max, min

When the summary statistic is a floating-point value, we round it to two decimal places. When it is an integer, we exclude the decimal place. When all sampled values are numeric, the statistics

are computed with respect to the individual *column values*. When any sampled value is non-numeric, the statistics are computed with respect to *column value lengths*.

We postulate that these statistics are helpful because they help the model disambiguate between numeric column samples by preserving information about overall trends in the column. However, we focused on simple-to-calculate statistics and did not extensively ablate our choices; in future work we plan to pursue a deeper study of this aspect.

Other columns. First, we take as many unique samples as are available from the target column. Then, we fill the remaining context length with an equal number of samples from each other column. We label samples from other columns with an index number in order to identify from which column they originated. We find that doing this improves fine-tuned performance, but has a negative effect on zero-shot performance. We postulate that this may be because the LLM struggles to distinguish inter-column from intra-column values without the presence of learned special characters as provided in [11, 46].

3.3 Prompt Serialization

The *prompt serialization* stage transforms the context sample C_{ϕ_i} into a prompt format suitable for querying an LLM; this includes modification of prompts which exceed the maximum allowable length of the model’s context window and how to reformat the table. The heuristic optimization of this process is sometimes referred to as **prompt engineering**, and is treated as an important contribution by existing zero-shot CTA methods. [23, 27]

In ArcheType, unlike in previous methods for zero-shot CTA, we treat the choice of prompt as a hyperparameter; we provide experimental support for this idea in Sec. 5.4.2, and proceed to describe our method for serialization in ArcheType.

Prompt serialization in ArcheType-zs. In keeping with our observations in Tab. 9, our main results Tab. 4 are evaluated using all six prompts; we report performance on the best-performing one. We include the label set L in the prompt. In order to simplify the label space further for our open-source models, we attempt to detect using simple type testing whether all elements of the context are numeric; if so, we limit L to labels which are numeric (selecting which labels are exclusively numeric is a one-time optimization per dataset – on SOTAB-27, it required about five minutes).

Prompt serialization in ArcheType-ft. We follow the Alpaca instruction format described in [48] and omit the label set L to make more efficient use of the context window.

Column-at-once serialization. Both [27] and [23] use *table-at-once* serialization; the entire table is presented to the LLM at inference time, and all columns in that table are classified together. ArcheType uses *column-at-once* serialization; only a single column to be classified is passed to the LLM. [27] provide ablation studies indicating that table-at-once outperforms column-at-once on their test set, a very small subset of SOTAB. Table-at-once serialization, however, is impractical to implement on open-source models with small context windows, and inefficient in that it requires classification of *all columns*, whether or not the classes for all columns are required.

```
INSTRUCTION: "Select the category which best matches
the input."
INPUT:
'TABLE NAME: diaridegirona',
SAMPLES: Partit: Armenia - Liechtenstein,
Partit: Israel - Austria,
Partit: Shakhtar Donetsk - Atalanta
'std: 4.76', 'mean: 27.52', 'mode: 25', 'median: 25.0'
-----
CATEGORY: "sporting event"
```

Figure 2: Example for ArcheType-LLAMA (fine-tuned) training. We style our prompt after the instruction-following method described in [48]. The instruction field is constant. The extended context or input in this example includes the samples, the table name, and computed summary statistics including standard deviation, median and mode. If there are insufficient entries to fill our required number of samples, we duplicate entries or, optionally, draw on other columns with the prefix ‘OC’ prepended to the sample.

```
"INSTRUCTION: Select the option which best
describes the input.
INPUT: 550mm, 608mm, 600mm, 520mm, 595mm
OPTIONS: text, date, age, telephone, jobposting,
currency, event, product, streetaddress,
category, number, time, zipcode, person,
url, gender, country, email, price,
creativework, weight, language, boolean,
company, organization, sportsteam,
coordinates
-----
ANSWER: number
```

Figure 3: Sample prompt for ArcheType-T5 zero shot. INSTRUCTION and INPUT are handled according to the procedure described in Fig. 2. The zero-shot prompt includes the OPTIONS, or allowable column names, from which the model is expected to choose. The suffix ANSWER: cues the zero-shot LLM to fill in the desired label, in this case, "number".

Handling overflow. Using the length of each prompt, we produce a conservative estimate of whether the tokenized prompt might overflow the context window. If so, we tokenize the prompt, truncate it, add the classnames and response cue to the end of the prompt, and pass it through.

Examples of serialized prompts can be found in Fig. 2 and Fig. 3. Additional examples can be found at <https://github.com/penfever/ArcheType>.

3.4 Model Querying

The third stage of ArcheType involves passing the serialized prompt as input to the LLM, a process which we refer to as *model querying*. The key variable here is, naturally, the choice of model and, in the case of fine-tuned CTA, the approach to training said model.

Fine-Tuned Models. In the fine-tuning regime, our model is a LLAMA-7B, the smallest in a batch of LLMs from [50]. All models in the LLAMA family were pre-trained on the standard unsupervised language modeling task of next-token prediction, but had no instruction tuning as part of pre-training. In order to improve performance on instruction-following tasks, we apply the Alpaca method of [48] prior to applying ArcheType – see Fig. 2 for an example of a single data point in the training set.

Our results for fine-tuning are reported using a fine-tuned LLAMA-7B trained on the SOTAB-full training dataset, using our context sampling and label remapping algorithms. Following [48], we fine-tune LLAMA-7B for 3 epochs, with a learning rate of $2e-5$. Fine tuning took 8-12 hours on 4x A100-80GB GPUs.

Zero-Shot Models. In the zero-shot regime, we consider the recent open-source OPT-IML and LLAMA-2 models from [21, 51] as well as FLAN models introduced in [7, 49]. We also present results on the closed-source, private GPT-3.5-turbo [36]. As zero-shot ArcheType is model-agnostic, we report results from the three best-performing architectures in our experiments – see Tab. 4.

3.5 Label Remapping

The fourth stage of ArcheType is *label remapping*; mapping the generative output of the LLM to the space of allowed labels.

A key drawback of using standard LLMs for classification tasks (based on instruction tuning alone) is that their outputs are not guaranteed to only belong to the provided label set. In our experiments, we found small decoder-only LLMs, such as LLAMA-7B, were particularly susceptible to this behavior.

Previous works such as [7] have proposed simply discarding all answers which are not an exact match for a label in the set, and measuring performance with respect to exact matches only. Another naïve solution is to simply map all non-matching answers to a default null class.

However, we find that such approaches tend to underrate what the model actually provides, particularly in the CTA context. Often, the LLM’s ‘best guess’ can be reasonably remapped to an answer in the provided label set. Formally, we frame label remapping as a function

$$\text{REMAP}(\sigma_L) : \Sigma_* \rightarrow L$$

In other words, the REMAP function is responsible for mapping arbitrary output strings (that are outputs of the LLM) to some specific label in the label set $\sigma_L \in L$. We explore multiple approaches, and find that the optimal approach varies depending on the LLM and whether we are in a fine-tuned or zero-shot domain.

Algorithm 2 Remap-resample. *Remap-resample calls the LLM up to k times with permuted hyperparameters in order to generate increasingly diverse responses.*

```

1: procedure REMAP( $\sigma, \sigma_L, L, k$ )  $\triangleright \sigma$ : A text string,  $\sigma_L$ , the label
   assigned to  $\sigma$ ,  $L$ : A label set,  $k$ : A hyperparameter (number of
   retries)
2:   if  $\sigma_L \in L$  then
3:     return  $\sigma_L$ 
4:   end if
5:   for  $i \leftarrow 1$  to  $k$  do  $\sigma_L \leftarrow \text{LLM}(\text{prompt}, k)$   $\triangleright$  We call the
   LLM with  $k$ -permuted hyperparameters
6:     if  $\sigma_L \in L$  then  $\triangleright$  Here, we can also call CONTAINS
7:       return  $\sigma_L$ 
8:     end if
9:   end for
10: end procedure

```

Algorithm 3 Remap-similarity. *Remap-similarity maps the embedded LLM response which is not in L to the embedded response in L which maximizes embedding cosine similarity.*

```

1: procedure REMAP( $\sigma, \sigma_L, L$ )  $\triangleright \sigma$ : A text string,  $\sigma_L$ , the label
   assigned to  $\sigma$ ,  $L$ : A label set,  $M$ , a sentence embedding model
2:   if  $\sigma_L \in L$  then
3:     return  $\sigma_L$ 
4:   else
5:      $\forall j \in L, E_{L_j} := M(L_j)$ 
6:      $\sigma_{L_*} := \text{ARGMAX}_{j \in L} \left( \frac{\langle E_{\sigma_L}, E_{L_*} \rangle}{\|E_{\sigma_L}\| \|E_{L_*}\|} \right)$ 
7:     return  $\sigma_L$ 
8:   end if
9: end procedure

```

Remap-contains employs the simplest strategy of checking for intersections; namely:

$$\forall L_j \in L, (\sigma \subseteq L_j \vee L_j \subseteq \sigma) \rightarrow (\sigma_L := L_j)$$

In the case of multiple matches, we accept the longest match. This choice could be ablated further, but we do not explore this ablation in detail and leave this to future work. This strategy is computationally efficient but has a high rate of failure; it can therefore be used in conjunction with other label remapping strategies.

Remap-resample (see Algo. 2) utilizes the probabilistic nature of LLM outputs. We fix a hyperparameter k setting both how many times we attempt the problem *and* how we adjust the hyperparameters on each subsequent call. The parameter k can be utilized as either an additive or a multiplicative factor; we find that additive k is suitable for adjusting top_p and repetition_penalty, while a multiplicative factor works well for temperature. For more details on these hyperparameters, please refer to [54].

Remap-similarity (see Algo. 3) employs a similarity-search strategy. Using an encoder-only transformer model, the input σ is converted to a vector embedding v_σ , as are all the strings in L . $\forall j \in L$, we then compute the vector cosine similarity $\text{COSSIM}(v_\sigma, v_{L_j})$. The ARGMAX result becomes the model’s predicted class. For our experiments, we used the S3Bert model introduced in [34]. This

method has the advantage of always returning a solution. However, the limitation is that the solution may be not always the desired one; moreover, introducing an additional model adds to overall computational complexity.

Rule-based label remapping. We find that in many CTA datasets, certain types are straightforward to detect or correct using simple algorithmic approaches. Therefore, in order to provide a more realistic picture of how our method would perform in a real-world setting, we supplement both our baselines and ArcheType with **rule-based label remapping** functions, applied both prior to and after model querying. These rules do not always lead to performance improvements, but they can save considerable time and some space in the context window; therefore, we predict they will be a valuable component of deployed CTA systems, and devote some time to studying their effects. To conserve the zero-shot nature of the problem, we limited ourselves to two hours per dataset devising these functions. As this is a one-time cost per label set, we consider this a reasonable time budget.

In Tab. 2, we list the number of labels for which rules led to performance improvements, and the average amount of the improvement across all models and methods.

Dataset	Num labels	Avg. Pct. Gain
SOTAB	5	1.32
D4	9	7.16
Amstr	2	3.21
Pubchem	5	9.89

Table 2: Manual label remapping complements LLM-CTA. Certain labels are faster and more reliable to solve using traditional methods, rather than LLMs. We document the gains from manual label remapping on our zero-shot datasets.

As a reference for future researchers, we provide an example of a specific rule which we found led to performance gains. For a complete list, we refer the reader to our Github repository.

Example: SOTAB. We observe that the SOTAB-91 label set contains a label, URL, whose elements consist of valid HTML strings. However, the SOTAB-91 dataset also contains other labels (attendenum, availabilityofitem, offeritemcondition, statustype) whose name is a Schema.org enumerationtype and whose elements predominantly or entirely consist of a small number of specific Schema.org URLs. We therefore apply a simple lookup mapping from the enumerationtype label to the corresponding set of Schema.org URLs. This rule leads to the following per-class accuracy changes on an ArcheType-LLAMA-7B model:

```
attendenum: 5% -> 100%
availabilityofitem: 56% -> 73%
formatofbook: 80% -> 82%
offeritemcondition: 42% -> 81%
statustype: 32% -> 89%
url: 83% -> 81%
```

ArcheType+. In order to separate the effects of rule-based remapping from other elements of the ArcheType method, we separately report F1 scores with and without rule-based remapping in Tab. 3 and Tab. 4. In both tables, results with rules applied are denoted with a "+" symbol.

<p>SOTAB-27</p> <hr/> <p>CREATIVE WORK : "What to Expect When You're Expecting (4th Edition)", "The Better Baby Book: How to Have..." PERSON: "Otoo, Sharon Dodua", "Danyasz, Magda" PRODUCT: "SKL-200", "1160"</p>
<p>D4-20</p> <hr/> <p>EDUCATIONAL ORGANIZATION: "The Global Learning Collab", "P.S. 057 Hubert H. Humphrey" REGION IN THE BRONX: "Bathgate", "Crotona Park East" CITY AGENCY (FULL): "Mayor's Office of Media and Entertainment (MOME)", "Department of Design and Construction (DDC)"</p>
<p>Amstr-56</p> <hr/> <p>ARTICLE FROM PA: "REDLANDS, Feb. 6.-The Casa Iona hotel was last evening the scene..." NEWSPAPER: "The Nome nugget.", "The Arizona champion."</p>
<p>Pubchem-20</p> <hr/> <p>MOLECULAR FORMULA: "C10H30C14O2S14", "C43H75N010S" DISEASE: "Myofibrillar myopathy, filamin C-related"</p>

Figure 4: ArcheType datasets. In order to test the limits of zero-shot CTA, we utilize four zero-shot datasets in our benchmark, three of which are newly introduced with this paper. SOTAB-27 is composed of Schema.org data from different websites.[24] D4Tables (D4-20) consists of data from NYC Open Data. AmstrTables (Amstr-56) is composed of newspaper articles, bylines and localization information for content written between 1774 and 1963. PubchemTables (Pubchem-20) is derived from RDF triples consisting of molecular formula, structure, biological activities, safety and toxicity information.

4 NEW ZERO-SHOT BENCHMARKS

The SOTAB benchmark is a useful source of real-world tabular data, but this benchmark alone cannot approximate the heterogeneity of tabular data found on the web. In order to probe the breadth of LLM subject knowledge, we supplement zero-shot SOTAB (SOTAB-27), with three new zero-shot column type annotation benchmarks;

D4Tables (D4-20), derived from the D4 dataset [35] and [8], AmstrTables (Amstr-56), derived from the American Stories dataset [10], and PubchemTables (Pubchem-20), derived from the Pubchem dataset, originally retrieved in RDF format. [12] Examples of our zero-shot benchmarks can be found in Fig. 4.

Each of our benchmarks is constructed using the same general approach; we reprocess the dataset in such a way that particular classes of data can be interpreted as columns, fix a random seed, and sample from the data pool to produce synthetic columns of a wide range of lengths. We treat all columns as independent, ignoring any potential relationships as the level of a table. However, there are important differences in the content of the columns and the formulation of the classes which allow for a diverse evaluation suite.

With respect to data cleaning, we follow [24] and attempt to replicate, as closely as possible, the distributions encountered in *real-world data*. This results in some column types that are degenerate (such as {`permit-type`, `other-states` in D4-Tables), while others can be addressed model free with regex pattern matching (such as {`Journal ISSN` in Pubchem). As noted in Sec. 3.5, when such solutions are possible, we utilize them in both our baseline approaches and the ArcheType method itself.

Three of our four benchmarks (D4, Amstr and Pubchem) are generated from existing data distributions – it is therefore possible to produce an arbitrary number of tables using them. Balancing time constraints with the desire to test a significant sample size, we heuristically select a sample size of 2000 columns, and apply this consistently to each benchmark.

The complete class names for each dataset can be found in our GitHub repository.

D4Tables. The D4 paper clustered data from NYC Open Data in an unsupervised manner, and the most coherent clusters (representing semantic types) were assigned labels; in total, 20 clusters were labeled. For more information on the clustering method and the complete label list, please refer to our repository. For our paper, we convert the clusters to columns and sample accordingly.

The classes in D4 are highly representative of open and public data sources, including 2 classes which correspond to city agencies, 4 classes which relate to public schools, and 5 classes which correspond to neighborhoods, streets or regions located in specific New York City Boroughs. This dataset tests the model’s understanding of regional information and fine-grained semantic types relevant to governments and NGOs.

AmstrTables. The American Stories dataset consists of 20 million OCR scans from the Library of Congress’s public domain Chron-icling America collection. Each scan contains an article written between 1774 and 1963. We adapt this dataset for CTA by dividing the articles in the dataset according to the state in which they were originally published; we create additional column types for author bylines, newspaper names, and subheadings. Because it was published in 2023, it is unlikely that any of the models evaluated in this study have trained on this data before, reducing concerns of potential data contamination. [10] The classes in AmstrTables are particularly relevant for work in the domains of journalism and history.

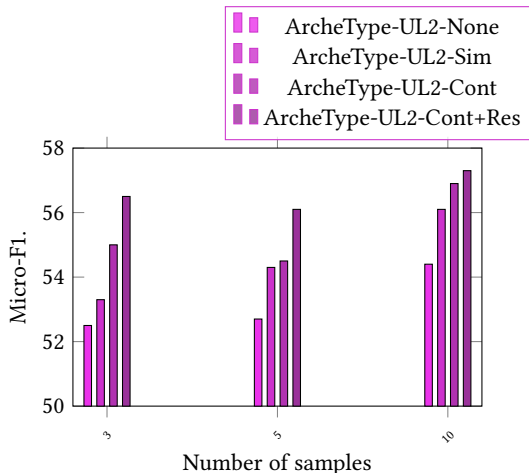


Figure 5: ArcheType performance is affected by context size and label remapping. The model benefits from increasing the context size from 3 to 10 samples. All methods improve on a baseline no-op method. CONTAINS + RESAMPLE performs best at every context scale.

PubchemTables. Pubchem is the world’s largest collection of freely accessible chemical information. Chemicals are identified according to their name, molecular formula, structure, biological activities, safety and toxicity information, and more. The database also contains extensive information on patents related to chemistry, such as patent abstracts and author names, as well as the names of scientific journals. We convert the RDF triple format provided by Pubchem to a columnar format suitable for CTA, and sample from the resulting distributions to produce our target columns. The types in PubchemTables require specialist domain knowledge of chemistry to classify correctly.

5 EXPERIMENTS

5.1 Experimental Setup

Fine-tuned baselines. For our fine-tuned experiments, we compare our ArcheType LLAMA-7B, described in Sec. 3.4, to DoDuo [46], the state-of-the-art model for column type annotation, as well as TURL [11]. For reasons described in Sec. 2.2, we focus on the SOTAB [24] benchmark. For this work, we report DoDuo and TURL results following the approach described in [24], who describe passing the entire table to the model at inference time; we limit our own method to 15 samples per table.

Zero-shot baselines. To the best of our knowledge, there exist no open-source CTA models that can operate in a zero-shot manner; therefore, we design strong baselines derived from zero-shot CTA methods which have been introduced specifically for use with GPT:

- **C-Baseline**, based on the method in [23], utilizes our C-prompt; following [23], we utilize similarity label remapping and simple random sampling in our C-Baseline.
- **K-Baseline**, derived from [27], utilizes our K-prompt, no-op label remapping and first-k-columns sampling. We omit

Model Name	Dataset (Train)	Dataset (Eval)	Micro-F1
ArcheType-LLAMA+	LLAMA + SOTAB-91	SOTAB-91	85.97 ± 0.6
DoDuo	VizNet + SOTAB-91	SOTAB-91	84.82 ± 0.6
ArcheType-LLAMA	LLAMA + SOTAB-91	SOTAB-91	82.9 ± 0.6
TURL	TURL-Tables + SOTAB-91	SOTAB-91	78.96 ± 0.7

Table 3: ArcheType achieves strong performance on the SOTAB benchmark. Without rule-based remapping, our method (ArcheType-LLAMA) achieves performance close to the best available pre-trained model (DoDuo), while requiring far less tabular pretraining data. With rule-based remapping (ArcheType-LLAMA+), our method improves upon it. **Boldface** indicates the best-performing model(s).

Method	Arch.	SOTAB-27+	SOTAB-27	D4-20+	D4-11	Amstr-56+	Amstr-54	Pubchem-20+	Pubchem-15
<i>OPEN-SOURCE</i>									
ArcheType	UL2	60.9 ± 0.8	58.0 ± 0.9	82.4 ± 1.7	70.8 ± 2.7	35.8 ± 2.1	32.8 ± 2.1	70.9 ± 2.0	61.1 ± 2.5
Choruslike	UL2	52.2 ± 0.8	51.3 ± 0.9	78.0 ± 1.8	69.4 ± 2.7	13.5 ± 1.5	11.4 ± 1.4	61.7 ± 2.1	50.3 ± 2.5
Korinilike	UL2	52.8 ± 0.8	52.5 ± 0.9	76.7 ± 1.9	67.6 ± 2.7	22.4 ± 1.8	20.1 ± 1.8	64.8 ± 2.1	54.7 ± 2.5
ArcheType	T5	62.5 ± 0.8	60.8 ± 0.9	84.6 ± 1.6	74.5 ± 2.6	29.2 ± 2.0	25.6 ± 2.0	72.0 ± 2.0	63.3 ± 2.4
Choruslike	T5	51.0 ± 0.8	50.0 ± 0.9	81.2 ± 1.7	75.0 ± 2.6	11.4 ± 1.4	08.5 ± 1.3	68.3 ± 2.0	59.0 ± 2.5
Korinilike	T5	52.6 ± 0.8	52.1 ± 0.9	81.2 ± 1.7	74.5 ± 2.6	19.2 ± 1.7	15.1 ± 1.6	62.3 ± 2.1	51.3 ± 2.5
<i>CLOSED-SOURCE</i>									
ArcheType	GPT	66.0 ± 0.8	64.3 ± 0.9	87.3 ± 1.5	83.0 ± 2.2	27.2 ± 2.0	22.5 ± 1.9	65.9 ± 2.1	60.2 ± 2.5
Choruslike	GPT	59.3 ± 0.8	58.5 ± 0.9	77.7 ± 1.8	70.8 ± 2.7	09.0 ± 1.3	04.9 ± 0.9	56.0 ± 2.2	43.0 ± 2.5
Korinilike	GPT	59.3 ± 0.8	57.2 ± 0.9	81.8 ± 1.7	80.9 ± 2.3	10.0 ± 1.3	07.9 ± 1.2	65.8 ± 2.1	55.8 ± 2.5

Table 4: ArcheType achieves state-of-the-art performance on zero-shot CTA benchmarks. ArcheType is the among the best-performing methods across all zero-shot CTA benchmarks and model architectures in our suite. With respect to architectures, we find that neither open-source model dominates. Surprisingly, closed-source models do not dominate either; GPT wins two benchmarks, ties one and loses one. In order to ablate the effect of rule-based remapping, we separately report the performance of our models on all labels (denoted +) and on labels without rules. We also indicate the number of labels remaining in each dataset after the change. All scores are weighted Micro-F1, scale 0-100. **Boldface** indicates the best-performing method(s); we report both the best open-source and closed-source models.

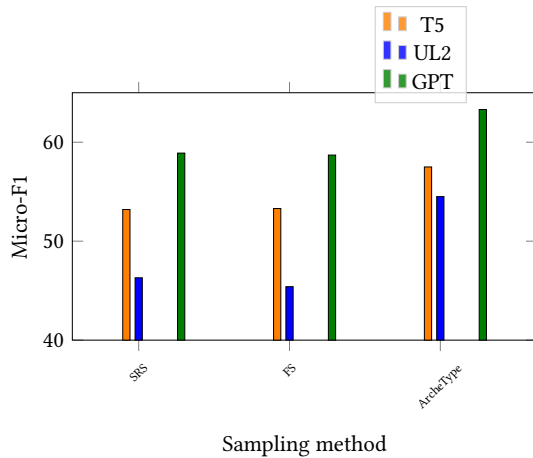


Figure 6: ArcheType sampling outperforms baseline methods. We compare zero-shot ArcheType sampling to simple random sampling and first-k-entries sampling, as used in [23, 27] using GPT and T5 architectures, on the SOTAB-27 dataset, and find that our method substantially outperforms baselines.

the method described in [27], which requires a custom hash table for each problem, as this invalidates the zero-shot nature of the problem we consider here.

For all methods, we fix 5 samples per column and feed prompts to the model in a column-at-once manner. We always include the class names in the prompt.

5.2 Main Results

Tab. 3 summarizes our key results in fine-tuned CTA, and Tab. 4 discusses our zero-shot findings.

In order to evaluate the robustness of each method to variations in architecture, we evaluate each method using three different architectures; the closed-source GPT-3.5-Turbo model from OpenAI (October 2023 version), and the open-source T5 and UL2 encoder/decoder LLMs from Google. [49]

Following [46], we report performance using the weighted micro-F1 score, which is the weighted average of F1 scores based on the sample size of each class. We provide 95% confidence intervals for all results using the normal approximation interval method.

We highlight key points:

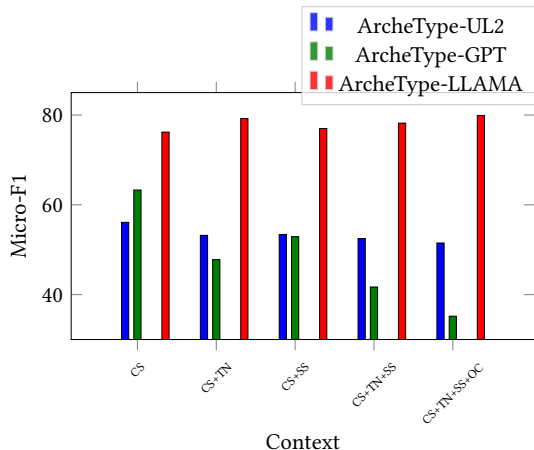


Figure 7: Additional context types improve fine-tuned CTA performance, but degrade zero-shot performance. A fine-tuned ArcheType-LLAMA model is able to learn helpful associations from summary statistics (SS), table filenames (TN), and other columns (OC), but that same information is not helpful when serialized in a zero-shot prompt. Image best viewed in color.

- In the fine-tuned regime, our ArcheType-LLAMA model is competitive with DoDuo, despite training on less than 1% of the amount of tabular data.
- In the zero-shot regime, the ArcheType method outperforms or matches baselines on all dataset / architecture pairings we evaluate.

5.3 Observations

LLMs contain sufficient world knowledge to perform zero-shot CTA on domain-specific classes. In PubchemTables, we find that models are consistently able to disambiguate challenging classes such as *disease*, *chemical*, *taxonomy*, *patent*, *SMILES (simplified molecular input line entry system)*, and *molecular formula*. On D4Tables, they are able to disambiguate the names of NYC public schools and NYC governmental agencies – given five random addresses from a column, LLMs are able to correctly identify whether the addresses are in Queens, the Bronx, Brooklyn or Manhattan more than 50% of the time – class-specific accuracies for our zero-shot models can be found Tab. 8, Tab. 6 and Tab. 7. We omit Amstr for space reasons.

Model error tends to be patterned and predictable when the prompt space is fixed. When zero-shot CTA fails, it tends to do so in ways that are patterned and predictable, making it easier to correct errors. The most common failure mode is class bias in favor of certain dataset classes over others. For any given prompt / model / dataset triple, this results in certain columns with near-perfect accuracy and others with near-zero accuracy, with the confusion matrix heavily concentrated in a few classes. Examples of this phenomenon can be seen in the confusion matrices for our zero-shot models, which can be found in our GitHub repository.

Simple factors can be used to estimate zero-shot CTA performance. Zero-shot performance is stronger on datasets such as PubchemTables and D4Tables; we attribute this to smaller label spaces, smaller individual sample sizes, and a high degree of intra-column similarity and a low degree of inter-column similarity. Amstr, which has more than twice as many labels as the next-largest dataset and a high degree of inter-column similarity (because the vast majority of the labels in the dataset correspond to newspaper articles drawn from the same general distribution), is the most challenging dataset in our suite.

ArcheType using open-source models is highly competitive with closed-source models. ArcheType CTA works well with a range of LLMs, small and large, open-source and closed-source. Although GPT tends to have the strongest performance, the difference is not very large, and in some cases, GPT underperforms the open-source models. Depending on the specifics of the problem, any of the three architectures we test may achieve the best performance. This finding argues for the importance of methods which allow for flexibility in the model querying stage.

5.4 Ablations

5.4.1 Ablations on Context Sampling.

Ablating context sampling strategy. In Fig. 6, we ablate our choice of strategy using the SOTAB dataset, and find that ArcheType sampling consistently outperforms baseline methods.

Ablating sample size. The sample size $0 < \phi \leq c$ is a hyperparameter selected at inference time. Larger values of ϕ tend to result in better model performance, with the trade-off of slower inference and a larger number of truncated prompts. We did not experiment with variable length ϕ , although this is possible, because we found that inconsistencies in prompting often led to unpredictable performance - see Sec. 3.3. Ablations on particular values of ϕ can be found in Fig. 5 and Fig. 7.

Ablating feature selection. In Fig. 7, we ablate our feature selection method; we see that with each additional element we add to the context, the model improves. However, in the zero-shot domain, we see a reverse effect, even when we modify the prompt to clearly identify the different types of incoming context. We leave the investigation of how to effectively incorporate additional features into a zero-shot setting to future work.

5.4.2 Ablations on Prompt Serialization.

Optimal zero-shot prompting varies by model. We observe that improvements based on prompt serialization are quite sensitive to small changes in prompts; furthermore, the effects of these small changes differ depending on the LLM used.

In Tab. 9, we select six different prompts, labeled C(horus-style), K(orini-style), I(nverted), S(hort), N(oisy), B(aseline). The first two prompt styles are adapted from [23, 27], respectively. We provide examples of each prompt in Fig. 8. In Tab. 9, we test these prompts on SOTAB-27, holding other factors constant, across three architectures.

We observe the following:

- All models are extremely sensitive to the choice of prompt
- No prompt is a top-two performer on all three models

Model Name	Dataset	Micro-F1	Params	Arch.
ArcheType-GPT-3.5	SOTAB-27	63.3 \pm 0.8	175B (speculation)	Decoder-only (speculation)
ArcheType-UL2	SOTAB-27	56.4 \pm 0.8	20B	Encoder-decoder
ArcheType-T5	SOTAB-27	54.0 \pm 0.8	11B	Encoder-decoder
ArcheType-LLAMA2	SOTAB-27	31.80 \pm 0.7	13B	Decoder-only
ArcheType-OPT-IML	SOTAB-27	30.55 \pm 0.7	30B	Decoder-only

Table 5: Zero-shot performance is stronger on open-source encoder-decoder models than open-source decoder-only models. A closed-source GPT-3.5-Turbo (October 2023) model outperforms all open-source models on SOTAB-27.

class	freq	T5	UL2	GPT	Conf. Cls.
age	27	0.74	1	0.44	category
boolean	269	0.98	0.95	0.95	
category	1437	0.15	0.14	0.6	person, product, text
company	726	0.52	0.51	0.21	organization, streetaddress
coordinates	191	0	0.99	0.77	number
country	413	0.78	0.74	0.43	category, streetaddress
creativework	1147	0.77	0.44	0.82	event, product
currency	280	0.97	0.97	0.91	
date	867	0.63	0.55	0.83	time
email	140	0.66	0.35	0.97	url
event	422	0.73	0.9	0.51	creativework
gender	183	0.99	0.49	0.67	person
jobposting	13	0.92	0.62	0.77	creativework, organization
jobrequirements	167	0.01	0	0.01	jobposting
language	252	1	0.98	0.77	text
number	1417	0.65	0.5	0.61	product, coordinates
organization	758	0.33	0.36	0.37	company, streetaddress
person	606	0.71	0.79	0.67	organization
price	574	0.39	0.58	0.55	currency, number
product	622	0.63	0.63	0.63	company
sportsteam	51	0.82	0.86	0.69	organization, person
streetaddress	704	0.53	0.76	0.89	country
telephone	474	0.89	0.92	0.94	
text	1289	0.44	0.29	0.36	product, event
time	807	0.75	0.71	0.84	
url	460	0.85	0.91	0.85	
weight	547	0.65	0.66	0.62	coordinates
zipcode	197	0.58	0.14	0.61	streetaddress, number

Table 6: Per class accuracy scores on the SOTAB-27 benchmark.

Semantic changes to label names can have unpredictable effects on performance. When we relabel a CTA class in a way that is semantically different but not relevant to the problem, the performance of an ideal language model will not change very much. However, in practice, we find that contemporarily LLMs are quite sensitive to changes in the label space, and that these changes are unpredictable – see Tab. 10 for an example. Changing the label associated with a class can have unpredictable effects on performance; namely, performance of relabeled class may not change, while performances of classes with the *same* labels *does* change.

Prompt serialization as a hyperparameter. Our method treats prompt serialization and classname selection as *tunable hyperparameters* to be optimized and reported alongside experimental results.

Armed with the understanding that *any reasonable prompt is as likely to succeed as any other*, for each model-dataset pair, we conduct a grid search over our six prompt styles, each of which is stylistically distinct but similar in content and meaning. All prompts follow general best practices as described in [50], using capital letters, colons and line breaks to delineate instructions, label sets and context, but otherwise vary widely.

Class	T5	UL2	GPT	Conf. Cls.
abstract for patent	0.99	0.97	0.95	
biological formula	0	0	0	chemical
book isbn	1	1	1	
book title	0.06	0.52	0.28	journal title
cell alternative label	0.75	0.63	0.63	organization
chemical	0.64	0.71	0.73	biological formula
concept broader term	1	1	1	
disease alternative label	1	1	1	
inchi (international chemical identifier)	1	1	1	
journal issn	1	1	1	
journal title	1	0.97	0.98	
md5 hash	1	1	1	
molecular formula	0.99	1	1	
organization	0.96	0.99	0.99	
patent title	0.96	0.85	0.53	abstract for patent
person’s first name and middle initials	0.05	0.95	0	names
person’s full name	1	0.14	1	names
person’s last name	0.78	0.26	0.73	names
smiles (simplified molecular input line entry system)	0.73	0	0.21	chemical
taxonomy label	1	1	1	

Table 7: Per class accuracy scores on the Pubchem-20 benchmark.

Class	T5	UL2	GPT	Conf. Cls.
abbreviation of agency	0.87	0.71	0.02	nyc agency name
borough	1	1	1	
color	1	1	1	
elevator or staircase	1	1	0.48	nyc agency name
ethnicity	0.99	0.99	0.99	
month	0.99	0.99	0.99	
nyc agency name	1	1	1	
other-states	1	1	1	
permit-types	0.79	0.79	0.79	other states
plate-type	1	1	1	
region in bronx	0.46	0.23	0.9	other regions
region in brooklyn	0.26	0.88	0.95	other regions
region in manhattan	0.99	0.68	0.99	other regions
region in queens	0.94	0.35	0.66	other regions
region in staten island	0	0	0.87	other regions
school name	1	1	1	
school-dbn	1	1	1	
school-grades	1	1	1	
school-number	1	1	1	
us-state	1	1	1	

Table 8: Per class accuracy scores on the D4-20 benchmark.

C: "For the following table column, select a schema.org type annotation from <CLASSNAMES>. Input column: <CONTEXT>. Output: "

K: "Answer the question based on the task below. If the question cannot be answered using the information provided, answer with "I don't know". Task: Classify the column given to you into only one of these types: <CLASSNAMES>. Input column: <CONTEXT>. Type: "

I: "Here is a column from a table: <CONTEXT>. Please select the class from that best describes the column, from the following options. Options: <CLASSNAMES> Response: "

S: "Pick the column's class. Column: <CONTEXT>. Classes: <CLASSNAMES>. Output: "

N: "Pick the column's class. I mean if you want to. It would be cool, I think. Anyway, give it a try, I guess? Here's the column itself! <CONTEXT>. And, um, here are some column names you could pick from ... <CLASSNAMES>. Ok, go ahead! "

B: "INSTRUCTION: Select the option which best describes the input. INPUT: <CONTEXT> OPTION: <CLASSNAMES> ANSWER: "

Figure 8: Six prompt variations. <CLASSNAMES> stands in for the SOTAB-27 classnames, <CONTEXT> for the output of the context sampling step. In Tab. 4, we report the best-performing prompt for each dataset-architecture pair when reporting ArcheType results.

5.4.3 *Ablations on Model Querying.* The space of both open and closed LLMs has exploded of late, and the performance of these models on benchmarks can vary considerably. Rather than attempt

Prompt	T5	GPT	UL2
C	49.4	57.6	56.4
K	54.0	53.2	53.4
I	52.1	62.5	55.2
S	53.0	64.6	54.5
N	48.6	61.4	47.2
B	47.1	63.4	52.1

Table 9: Prompt serialization has unpredictable effects across models. A particular prompt can be engineered to perform well on a single model and fail to reproduce on others. Results shown are zero-shot Micro-F1 scores on the SOTAB-27 dataset. For convenience, the best-performing prompt is highlighted in green, the second-best in yellow, and the lowest-performing in red. Table best viewed in color.

Class (A)	T5 Acc. (A)	T5 Acc. (A, S)	Class (B)	T5 Acc. (B)
abstract for patent	0.97	0.53	abstract for patent	0.99
biological formula	0	0	smiles	0
book isbn	1	1	book isbn	1
book title	0.06	0.26	book title	0.06
cell alternative label	0.75	0.88	cell label	0.76
chemical	0.64	0.86	concept preferred label	0.66
concept broader term	1	1	concept broader term	1
disease alternative label	1	1	disease label	1
inchi (international chemical identifier)	1	1	inchi (international chemical identifier)	1
journal issn	1	1	journal issn	1
journal title	1	1	journal title	1
md5 hash	1	1	md5 hash	1
molecular formula	0.99	0.24	molecular formula	1
organization	0.96	0.96	organization	0.98
patent title	0.96	1	patent title	0.68
person's first name and middle initials	0.05	0	author first name	0
person's full name	1	1	author full name	0.99
person's last name	0.78	0.59	author family name	0.79
smiles (simplified molecular input line entry system)	0.73	0.61	smiles (simplified molecular input line entry system)	0.49
taxonomy label	1	1	taxonomy label	1

Table 10: Choice of class labels has unpredictable effects across classes. Changing the label associated with a class will have unpredictable effects on performance; namely, performance of relabeled class may not change, while performances of classes with the same labels does change. Shuffling the order of classnames in the prompt (A, S) also affects accuracy. Results shown are zero-shot Micro-F1 scores on the Pubchem-20 dataset. For convenience, the changed classnames are highlighted in yellow, and significant (> 3%) changes in per-class accuracy are highlighted in orange. Table best viewed in color.

an exhaustive comparison which would quickly grow out-of-date, we select strong representative models to stand for different categories of LLM which are frequently encountered in the literature.

In Tab. 5, we contrast two common variations in LLM architecture, encoder-decoder and decoder-only. We also compare across parameter counts.

We find that *parameter count is not predictive of CTA performance*; a 13B ArcheType-LLAMA2 model from [51], for instance, outperforms a 30B Opt-IML model from [21]. By contrast, *encoder-decoder architectures outperform decoder-only architectures* – one possible explanation is put forward by [13], who argue that encoder-decoder models are more suited for classification tasks because, as the generated sequence grows in length, less and less attention is focused on the source sequence.

5.4.4 Ablations on Label Remapping.

Ablation on label remapping. The choice of label remapping algorithm can substantially impact model performance; however, the quantity of remapped labels depends considerably on the selections made in the other three elements of the LLM-CTA method, as well as the dataset itself.

By way of illustrating the high degree of variance in model fidelity to the provided label set, we report the number of samples remapped per dataset on five randomly selected experiments from our ablation studies.

2000 samples per experiment
 Amstr-56: 172, 213, 328, 808, 1429
 D4-20: 0, 105, 107, 109, 235
 Pubchem-20: 1, 30, 109, 201, 531

15040 samples per experiment
 SOTAB-27: 85, 256, 729, 2133, 3960

Comparing these figures to Tab. 4, it is apparent there is a positive relationship between model accuracy and the number of remapped samples.

Empirically, we found CONTAINS+RESAMPLE to be the most successful strategy in the majority of cases, as the results of remap-resample tended to be a composite of several classes; see Fig. 5.

5.5 Limitations

Like [33] and [17], we find that there is good reason to be highly optimistic about the potential for large language models to dramatically impact real-world data discovery problems. Despite their strong performance, we note some limitations.

One important limitation is linked to context window lengths. The ArcheType-LLAMA method requires only 15 samples per column to reach parity with DoDuo, but it is difficult to exceed 15 samples without truncating individual examples. For that same reason, it is difficult to present large numbers of classes to zero-shot models. This limitation may be short-lived, as context windows are already reaching 100k tokens for (closed) LLMs [1].

Another limitation is that despite generalizing very well to distribution shifts, ArcheType models have very high parameter counts, compared to previous deep learning solutions (see Tab. 5). We find that increased parameter counts are likely necessary in order for the model to contain sufficient world knowledge to be applicable for CTA “in-the-wild”; however, this needs to be traded off with higher latency, energy, and carbon costs.

Finally, although we benchmark ArcheType on all data types, we see the system as being primarily useful for semantic types (categorical or textual columns). For purely numeric or alphanumeric columns, simpler approaches are likely work just as well, or perhaps even better.

We believe ArcheType will be particularly valuable as a supplement to existing pattern-matching CTA systems, where it can analyze datasets offline; it can enable more complex queries and joins in an interactive setting and provide helpful tags for pure-text columns.

6 RELATED WORK

The CTA problem has roots in related work on *semantic joinability*, *schema matching*, and *entity resolution* – [28] provide a helpful overview of the area. Semantic joins operate at the level of individual entries in a column, whereas column type annotation unifies column names which represent entire columns. The majority of the existing literature on joinability in databases deals with the case of so-called equi-joins, where exact string matches are required for performing joins. A semantic join, on the other hand, allows for the possibility that the same entity may be represented in multiple ways. [56] and [9] present rule-based and model-based methods for semantic joins, respectively.

Whereas semantic joinability is generally associated with tabular data, entity resolution (also known as entity matching, record linkage, or duplicate detection) is often explored in the literature on knowledge graphs. [33] recast entity disambiguation as an LLM task and note that foundation models are useful for a variety of data cleaning and integration tasks. Benchmarking in entity resolution, however, has seen little progress since [26], and even simple random forest baselines are highly competitive.

6.1 Learning-based Techniques for CTA

Classical approaches to the CTA employed a wide range of techniques, including **rule-based**, **ontology-based**, **feature-based**, and **probabilistic** methods. [15, 16, 30, 42, 47, 52] The first **learning-based technique** for CTA was [20], a multi-input **deep neural network** for detecting semantic types. Sherlock was trained on over 675,000 columns retrieved from the VizNet corpus and matched 78 semantic types from DBpedia (e.g., album, city, plays, birth place).

Subsequent **fine-tuned CTA methods** for CTA replaced the DNN with a discriminative Transformer classifier [53] and trained on additional features and with new objectives. [11, 46, 55] These methods are the current state of the art, and we compare our method to theirs in this paper.

Although a dramatic improvement over rule-based strategies, fine-tuned deep learning models exhibit key limitations:

- State-of-the-art methods trained on a fixed training dataset of tables degrade substantially in their performance when evaluated against test datasets that have been acquired in different environments, *even when their column types match closely* (Sec. 2.1.1).
- Fine-tuned models require specifying semantic schema at training time; real-world CTA problems rarely have schema which fit neatly into these pretrained types. (Sec. 2.1.2)
- Fine-tuned CTA requires access to the entire table and metadata at inference time, which can be computationally very demanding to achieve (Sec. 2.1.3).

6.2 Zero-shot CTA

Recently, [23, 27] proposed several key modifications simultaneously; the discriminative transformer was replaced with a generative large language foundation model (OpenAI’s GPT), and the learning environment was shifted from a learning-based regime to a zero-shot regime. These methods did not require model training and used arbitrary open-vocabulary labels, either from parametric memory as in [23], or from a set of options provided at test time [27].

The promise of such a direction is clear, but existing implementations have serious limitations. [23, 27], as far as we know the only existing works on zero-shot CTA, both rely on closed-source models. These methods rely on simple random sampling and first-k-rows sampling methods, and require access to the entire table at test time for their best performance. In Tab. 11, we show that the estimated cost of evaluating such a method on the popular SOTAB test set from [24] exceeds \$750 USD. Furthermore, even when using the largest GPT-3.5 context window, more than a quarter of prompts would exceed the limit and be truncated.

7 CONCLUSIONS AND FUTURE WORK

We introduced ArcheType, a novel CTA approach centered around LLMs. We have shown that with effective context sampling and label remapping, (a) LLMs can be made highly competitive with SOTA CTA models in the fine-tuned setting, and (b) LLMs are both easier to apply and more accurate than existing deep-learning based solutions in the zero-shot domain. Using a newly curated benchmark (D4Tables), we have shown that LLM-based CTA can generalize to considerable distribution shifts, making them ideally suited for real-world tasks.

Method	# Smp.	% >1k	% >4k	% >16k	App. USD Cost
column	3	1	0.1	0	\$7.85
column	10	6.5	0.3	0	\$12.54
column	20	13	1.3	0.1	\$19.97
column	100	93	15.1	1	\$90.38
column	1000	100	100	56.5	\$1,072.06
table	10	89.8	58.8	25.8	\$763.28

Table 11: Cost of CTA benchmarking with GPT. Existing zero-shot methods rely on GPT for their results. However, the costs of applying their methods as described to a standard CTA test set exceed \$750, and result in over 25% of prompts over the maximum context window. Column-at-once methods are also highly sensitive to sample size.

We anticipate that methods building upon ArcheType can be useful in a variety of downstream dataset creation, curation, and processing tasks. In the future, we will explore the possibility of extending our methods to novel data tasks, such as semantic joinability, column property annotation, and dataset synthesis.

REFERENCES

- [1] Anthropic. 2023. 100k Context Windows.
- [2] Sören Auer, Christian Bizer, Georgi Kobilarov, Jens Lehmann, Richard Cyganiak, and Zachary Ives. 2007. Dbpedia: A nucleus for a web of open data. , 722–735 pages.
- [3] Rishi Bommasani, Drew A. Hudson, Ehsan Adeli, Russ Altman, Simran Arora, Sydney von Arx, Michael S. Bernstein, Jeannette Bohg, Antoine Bosselut, Emma Brunskill, Erik Brynjolfsson, Shyamal Buch, Dallas Card, Rodrigo Castellon, Niladri Chatterji, Annie Chen, Kathleen Creel, Jared Quincy Davis, Dora Demszky, Chris Donahue, Moussa Doumouya, Esin Durmus, Stefano Ermon, John Etchemendy, Kawin Ethayarajh, Li Fei-Fei, Chelsea Finn, Trevor Gale, Lauren Gillespie, Karan Goel, Noah Goodman, Shelby Grossman, Neel Guha, Tatsunori Hashimoto, Peter Henderson, John Hewitt, Daniel E. Ho, Jenny Hong, Kyle Hsu, Jing Huang, Thomas Icard, Saahil Jain, Dan Jurafsky, Pratyusha Kalluri, Siddharth Karamcheti, Geoff Keeling, Fereshte Khani, Omar Khattab, Pang Wei Koh, Mark Krass, Ranjay Krishna, Rohith Kuditipudi, Ananya Kumar, Faisal Ladhak, Mina Lee, Tony Lee, Jure Leskovec, Isabelle Levent, Xiang Lisa Li, Xuechen Li, Tengyu Ma, Ali Malik, Christopher D. Manning, Suvir Mirchandani, Eric Mitchell, Zanele Munyikwa, Suraj Nair, Avanika Narayan, Deepak Narayanan, Ben Newman, Allen Nie, Juan Carlos Niebles, Hamed Nilforoshan, Julian Nyarko, Giray Ogut, Laurel Orr, Isabel Papadimitriou, Joon Sung Park, Chris Piech, Eva Portelance, Christopher Potts, Aditi Raghunathan, Rob Reich, Hongyu Ren, Frieda Rong, Yusuf Roohani, Camilo Ruiz, Jack Ryan, Christopher Ré, Dorsa Sadigh, Shiori Sagawa, Keshav Santhanam, Andy Shih, Krishnan Srinivasan, Alex Tamkin, Rohan Taori, Armin W. Thomas, Florian Tramèr, Rose E. Wang, William Wang, Bohan Wu, Jiajun Wu, Yuhuai Wu, Sang Michael Xie, Michihiro Yasunaga, Jiaxuan You, Matei Zaharia, Michael Zhang, Tianyi Zhang, Xikun Zhang, Yuhui Zhang, Lucia Zheng, Kaitlyn Zhou, and Percy Liang. 2022. On the Opportunities and Risks of Foundation Models.
- [4] Tom Brown, Benjamin Mann, Nick Ryder, Melanie Subbiah, Jared D Kaplan, Prafulla Dhariwal, Arvind Neelakantan, Pranav Shyam, Girish Sastry, Amanda Askell, Sandhini Agarwal, Ariel Herbert-Voss, Gretchen Krueger, Tom Henighan, Rewon Child, Aditya Ramesh, Daniel Ziegler, Jeffrey Wu, Clemens Winter, Chris Hesse, Mark Chen, Eric Sigler, Mateusz Litwin, Scott Gray, Benjamin Chess, Jack Clark, Christopher Berner, Sam McCandlish, Alec Radford, Ilya Sutskever, and Dario Amodei. 2020. Language Models are Few-Shot Learners. In *Advances in Neural Information Processing Systems*, H. Larochelle, M. Ranzato, R. Hadsell, M.F. Balcan, and H. Lin (Eds.), Vol. 33. Curran Associates, Inc., Curran Associates, Inc., 1877–1901.
- [5] Michael J. Cafarella, Alon Halevy, Daisy Zhe Wang, Eugene Wu, and Yang Zhang. 2008. WebTables: Exploring the Power of Tables on the Web. *Proc. VLDB Endow.* 1, 1 (aug 2008), 538–549.
- [6] Xu Chu and Ihab F Ilyas. 2019. Data cleaning.
- [7] Hyung Won Chung, Le Hou, Shayne Longpre, Barret Zoph, Yi Tay, William Fedus, Eric Li, Xuezhi Wang, Mostafa Dehghani, Siddhartha Brahma, Albert Webson, Shixiang Shane Gu, Zhuyun Dai, Mirac Suzgun, Xinyun Chen, Aakanksha Chowdhery, Sharan Narang, Gaurav Mishra, Adams Yu, Vincent Y. Zhao, Yangping Huang, Andrew M. Dai, Hongkun Yu, Slav Petrov, Ed H. Chi, Jeff Dean, Jacob Devlin, Adam Roberts, Denny Zhou, Quoc V. Le, and Jason Wei. 2022. Scaling Instruction-Finetuned Language Models. *CoRR* abs/2210.11416 (2022). arXiv:2210.11416
- [8] New York City. 2023. NYC Open Data.
- [9] Tianji Cong, James Gale, Jason Frantz, H. V. Jagadish, and Demiralp. 2023. WarpGate: A Semantic Join Discovery System for Cloud Data Warehouses. In *CIDR*. CIDR, CIDR, 953–967.
- [10] Melissa Dell, Jacob Carlson, Tom Bryan, Emily Silcock, Abhishek Arora, Zejiang Shen, Luca D’Amico-Wong, Quan Le, Pablo Querubin, and Leander Heldring. 2023. American Stories: A Large-Scale Structured Text Dataset of Historical U.S. Newspapers.
- [11] Xiang Deng, Huan Sun, Alyssa Lees, You Wu, and Cong Yu. 2022. TURL: Table Understanding through Representation Learning. *SIGMOD Rec. Association for Computing Machinery* 51, 1 (June 2022), 33–40.
- [12] Gang Fu, Colin Batchelor, Michel Dumontier, Janna Hastings, Egon Willighagen, and Evan Bolton. 2015. PubChemRDF: towards the semantic annotation of PubChem compound and substance databases. *Journal of Cheminformatics* 7 (July 2015), 34.
- [13] Zihao Fu, Wai Lam, Qian Yu, Anthony Man-Cho So, Shengding Hu, Zhiyuan Liu, and Nigel Collier. 2023. Decoder-Only or Encoder-Decoder? Interpreting Language Model as a Regularized Encoder-Decoder. arXiv:2304.04052 [cs.CL]
- [14] Phillip Gibbons. 2007. Distinct-values estimation over data streams.
- [15] Aman Goel, Craig A. Knoblock, and Kristina Lerman. 2012. Exploiting Structure within Data for Accurate Labeling using Conditional Random Fields.
- [16] Google. 2019. Google Data Studio. <https://datastudio.google.com>
- [17] Stefan Hegselmann, Alejandro Buendia, Hunter Lang, Monica Agrawal, Xiaoyi Jiang, and David Sontag. 2023. TabLLM: Few-shot Classification of Tabular Data with Large Language Models. In *Proceedings of The 26th International Conference on Artificial Intelligence and Statistics (Proceedings of Machine Learning Research)*, Francisco Ruiz, Jennifer Dy, and Jan-Willem van de Meent (Eds.), Vol. 206. PMLR, PMLR, 5549–5581.
- [18] Dan Hendrycks and Thomas Dietterich. 2019. Benchmarking Neural Network Robustness to Common Corruptions and Perturbations.
- [19] Madelon Hulsebos, Çağatay Demiralp, and Paul Groth. 2021. GitTables: A Large-Scale Corpus of Relational Tables.
- [20] Madelon Hulsebos, Kevin Hu, Michiel Bakker, Emanuel Zraggen, Arvind Satyanarayan, Tim Kraska, Çağatay Demiralp, and César Hidalgo. 2019. Sherlock: A Deep Learning Approach to Semantic Data Type Detection. In *Proceedings of the 25th ACM SIGKDD International Conference on Knowledge Discovery & Data Mining*. ACM, ACM, 468–479.
- [21] Srinivas Iyer, Xiaojuan Lin, Ramakanth Pasunuru, Todor Mihaylov, Daniel Simig, Ping Yu, Kurt Shuster, Tianlu Wang, Qing Liu, Punit Singh Koura, Xian Li, Brian O’Horo, Gabriel Pereyra, Jeff Wang, Christopher Dewan, Asli Celikyilmaz, Luke Zettlemoyer, and Veselin Stoyanov. 2022. OPT-IML: Scaling Language Model Instruction Meta Learning through the Lens of Generalization.
- [22] Sean Kandel, Andreas Paepcke, Joseph Hellerstein, and Jeffrey Heer. 2011. Wrangler: Interactive visual specification of data transformation scripts. , 3363–3372 pages.
- [23] Moe Kayali, Anton Lykov, Ilias Fountalis, Nikolaos Vasiloglou, Dan Olteanu, and Dan Suciu. 2023. CHORUS: Foundation Models for Unified Data Discovery and Exploration. arXiv:2306.09610 [cs.DB]
- [24] Ralph Peeters, Ketil Korini, and Christian Bizer. 2022. SOTAB: The WDC Schema.org Table Annotation Benchmark.
- [25] Aamod Khatiwada, Grace Fan, Roei Shraga, Zixuan Chen, Wolfgang Gatterbauer, Renée J Miller, and Mirek Riedewald. 2023. SANTOS: Relationship-based Semantic Table Union Search. *Proceedings of the ACM on Management of Data* 1, 1 (2023), 1–25.
- [26] Hanna Köpcke, Andreas Thor, and Erhard Rahm. 2010. Evaluation of Entity Resolution Approaches on Real-World Match Problems. *Proc. VLDB Endow.* 3, 1–2 (sep 2010), 484–493.
- [27] Ketil Korini and Christian Bizer. 2023. Column Type Annotation using ChatGPT. arXiv:2306.00745 [cs.CL]
- [28] Christos Koutras, George Siachamis, Andra Ionescu, Kyriakos Psarakis, Jerry Brons, Marios Fragkoulis, Christoph Lofi, Angela Bonifati, and Asterios Katsifodimos. 2021. Valentine: Evaluating Matching Techniques for Dataset Discovery. In *2021 IEEE 37th International Conference on Data Engineering (ICDE)*. IEEE, IEEE, 468–479.
- [29] Percy Liang, Rishi Bommasani, Tony Lee, Dimitris Tsipras, Dilara Soylu, Michihiro Yasunaga, Yian Zhang, Deepak Narayanan, Yuhuai Wu, Ananya Kumar, Benjamin Newman, Binhang Yuan, Bobby Yan, Ce Zhang, Christian Cosgrove, Christopher D. Manning, Christopher Ré, Diana Acosta-Navas, Drew A. Hudson, E. Zelikman, Esin Durmus, Faisal Ladhak, Frieda Rong, Hongyu Ren, Huaxiu Yao, Jue Wang, Keshav Santhanam, Laurel J. Orr, Lucia Zheng, Mert Yüsekşgönül, Mirac Suzgun, Nathan Kim, Neel Guha, Niladri S. Chatterji, O. Khattab, Peter Henderson, Qian Huang, Ryan Chi, Sang Michael Xie, Shibani Santurkar, Surya Ganguli, Tatsunori Hashimoto, Thomas Icard, Tianyi Zhang, Vishrav Chaudhary, William Wang, Xuechen Li, Yifan Mai, Yuhui Zhang, and Yuta Koreeda. 2022. Holistic Evaluation of Language Models.

- [30] Microsoft. 2019. Power BI | Interactive Data Visualization BI. <https://powerbi.microsoft.com>
- [31] John Miller, Rohan Taori, Aditi Raghunathan, Shiori Sagawa, Pang Wei Koh, Vaishaal Shankar, Percy Liang, Yair Carmon, and Ludwig Schmidt. 2021. Accuracy on the Line: on the Strong Correlation Between Out-of-Distribution and In-Distribution Generalization.
- [32] Niklas Muennighoff, Thomas Wang, Lintang Sutawika, Adam Roberts, Stella Biderman, Teven Le Scao, M Saiful Bari, Sheng Shen, Zheng Xin Yong, Hailey Schoelkopf, Xiangru Tang, Dragomir Radev, Alham Fikri Aji, Khalid Almubarak, Samuel Albanie, Zaid Alyafeai, Albert Webson, Edward Raff, and Colin Raffel. 2023. Crosslingual Generalization through Multitask Finetuning. In *Proceedings of the 61st Annual Meeting of the Association for Computational Linguistics (Volume 1: Long Papers)*. Association for Computational Linguistics, Toronto, Canada, 15991–16111.
- [33] Avnika Narayan, Ines Chami, Laurel J. Orr, and Christopher R’e. 2022. Can Foundation Models Wrangle Your Data? *Proc. VLDB Endow.* 16 (2022), 738–746.
- [34] Juri Opitz and Anette Frank. 2022. SBERT studies Meaning Representations: Decomposing Sentence Embeddings into Explainable Semantic Features.
- [35] Masayo Ota, Heiko Müller, Juliana Freire, and Divesh Srivastava. 2020. Data-Driven Domain Discovery for Structured Datasets. *Proc. VLDB Endow.* 13, 7 (mar 2020), 953–967.
- [36] Long Ouyang, Jeffrey Wu, Xu Jiang, Diogo Almeida, Carroll Wainwright, Pamela Mishkin, Chong Zhang, Sandhini Agarwal, Katarina Slama, Alex Ray, John Schulman, Jacob Hilton, Fraser Kelton, Luke Miller, Maddie Simens, Amanda Askell, Peter Welinder, Paul F Christiano, Jan Leike, and Ryan Lowe. 2022. Training language models to follow instructions with human feedback. In *Advances in Neural Information Processing Systems*, S. Koyejo, S. Mohamed, A. Agarwal, D. Belgrave, K. Cho, and A. Oh (Eds.), Vol. 35. Curran Associates, Inc., Red Hook, NY, 27730–27744.
- [37] Alethea Power, Yuri Burda, Harrison Edwards, Igor Babuschkin, and Vedant Misra. 2022. Grokking: Generalization Beyond Overfitting on Small Algorithmic Datasets. <https://api.semanticscholar.org/CorpusID:245769834>
- [38] Ronak Pradeep, Sahel Sharifymoghaddam, and Jimmy Lin. 2023. RankVicuna: Zero-Shot Listwise Document Reranking with Open-Source Large Language Models. arXiv:2309.15088 [cs.IR]
- [39] Joaquin Quinonero-Candela, Masashi Sugiyama, Anton Schwaighofer, and Neil D Lawrence. 2008. Dataset shift in machine learning.
- [40] Alec Radford, Jong Wook Kim, Chris Hallacy, Aditya Ramesh, Gabriel Goh, Sandhini Agarwal, Girish Sastry, Amanda Askell, Pamela Mishkin, Jack Clark, Gretchen Krueger, and Ilya Sutskever. 2021. Learning Transferable Visual Models From Natural Language Supervision. In *ICML. International Conference on Machine Learning, Virtual Conference, 1090–1094*.
- [41] Vijayshankar Raman and Joseph M Hellerstein. 2001. Potter’s wheel: An interactive data cleaning system. , 381–390 pages.
- [42] S.K. Ramnandan, Amol Mittal, Craig A. Knoblock, and Pedro Szekely. 2015. Assigning Semantic Labels to Data Sources. In *The Semantic Web. Latest Advances and New Domains*, Fabien Gandon, Marta Sabou, Harald Sack, Claudia d’Amato, Philippe Cudré-Mauroux, and Antoine Zimmermann (Eds.). Springer International Publishing, Cham, 403–417.
- [43] Benjamin Recht, Rebecca Roelofs, Ludwig Schmidt, and Vaishaal Shankar. 2019. Do ImageNet Classifiers Generalize to ImageNet?
- [44] Anna Rogers, Niranjan Balasubramanian, Leon Derczynski, Jesse Dodge, Alexander Koller, Sasha Luccioni, Maarten Sap, Roy Schwartz, Noah A. Smith, and Emma Strubell. 2023. Closed AI Models Make Bad Baselines.
- [45] Rico Sennrich, Barry Haddow, and Alexandra Birch. 2016. Neural Machine Translation of Rare Words with Subword Units. In *Proceedings of the 54th Annual Meeting of the Association for Computational Linguistics (Volume 1: Long Papers)*. Association for Computational Linguistics, Berlin, Germany, 1715–1725.
- [46] Yoshihiko Suhara, Jinfeng Li, Yuliang Li, Dan Zhang, Çağatay Demiralp, Chen Chen, and Wang-Chiew Tan. 2022. Annotating Columns with Pre-Trained Language Models. In *Proceedings of the 2022 International Conference on Management of Data (Philadelphia, PA, USA) (SIGMOD ’22)*. Association for Computing Machinery, New York, NY, USA, 1493–1503.
- [47] Zareen Syed, Timothy W. Finin, Varish Mulwad, and Anupam Joshi. 2010. Exploiting a Web of Semantic Data for Interpreting Tables.
- [48] Rohan Taori, Ishaan Gulrajani, Tianyi Zhang, Yann Dubois, Xuechen Li, Carlos Guestrin, Percy Liang, and Tatsunori B. Hashimoto. 2023. Stanford Alpaca: An Instruction-following LLaMA model.
- [49] Yi Tay, Mostafa Dehghani, Vinh Q. Tran, Xavier García, Jason Wei, Xuezhi Wang, Hyung Won Chung, Dara Bahri, Tal Schuster, Huaixiu Zheng, Denny Zhou, Neil Houlsby, and Donald Metzler. 2022. UL2: Unifying Language Learning Paradigms.
- [50] Hugo Touvron, Thibaut Lavril, Gautier Izacard, Xavier Martinet, Marie-Anne Lachaux, Timothe Lacroix, Baptiste Roziere, Naman Goyal, Eric Hambro, Faisal Azhar, Aurelien Rodriguez, Armand Joulin, Edouard Grave, and Guillaume Lample. 2023. LLaMA: Open and Efficient Foundation Language Models.
- [51] Hugo Touvron, Louis Martin, Kevin Stone, Peter Albert, Amjad Almahairi, Yasmine Babaei, Nikolay Bashlykov, Soumya Batra, Prajwal Bhargava, Shruti Bhosale, Dan Bikel, Lukas Blecher, Cristian Canton Ferrer, Moya Chen, Guillem Cucurull, David Esiobu, Jude Fernandes, Jeremy Fu, Wenyin Fu, Brian Fuller, Cynthia Gao, Vedanuj Goswami, Naman Goyal, Anthony Hartshorn, Saghar Hosseini, Rui Hou, Hakan Inan, Marcin Kardas, Viktor Kerkez, Madian Khabsa, Isabel Kloumann, Artem Korenev, Punit Singh Koura, Marie-Anne Lachaux, Thibaut Lavril, Jenya Lee, Diana Liskovich, Yinghai Lu, Yuning Mao, Xavier Martinet, Todor Mihaylov, Pushkar Mishra, Igor Molybog, Yixin Nie, Andrew Poulton, Jeremy Reizenstein, Rashi Rungta, Kalyan Saladi, Alan Schelten, Ruan Silva, Eric Michael Smith, Ranjan Subramanian, Xiaoqing Ellen Tan, Binh Tang, Ross Taylor, Adina Williams, Jian Xiang Kuan, Puxin Xu, Zheng Yan, Iliyan Zarov, Yuchen Zhang, Angela Fan, Melanie Kambadur, Sharan Narang, Aurelien Rodriguez, Robert Stojnic, Sergey Edunov, and Thomas Scialom. 2023. Llama 2: Open Foundation and Fine-Tuned Chat Models. arXiv:2307.09288 [cs.CL]
- [52] Trifacta. 2019. Data Wrangling Tools & Software. <https://www.trifacta.com>
- [53] Ashish Vaswani, Noam Shazeer, Niki Parmar, Jakob Uszkoreit, Llion Jones, Aidan N. Gomez, Lukasz Kaiser, and Illia Polosukhin. 2017. Attention is All You Need. In *Proceedings of the 31st International Conference on Neural Information Processing Systems (Long Beach, California, USA) (NIPS’17)*. Curran Associates Inc., Red Hook, NY, USA, 6000–6010.
- [54] Thomas Wolf, Lysandre Debut, Victor Sanh, Julien Chaumond, Clement Delangue, Anthony Moi, Pierric Cistac, Tim Rault, Rémi Louf, Morgan Funtowicz, and Jamie Brew. 2020. *Hugging Face Transformers*. Hugging Face.
- [55] Dan Zhang, Yoshihiko Suhara, Jinfeng Li, Madelon Hulsebos, Çağatay Demiralp, and Wang-Chiew Tan. 2020. Sato: Contextual Semantic Type Detection in Tables. *Proc. VLDB Endow.* 13, 12 (2020), 1835–1848.
- [56] Erkang Zhu, Yeye He, and Surajit Chaudhuri. 2017. Auto-Join: Joining Tables by Leveraging Transformations. *Proc. VLDB Endow.* 10, 10 (jun 2017), 1034–1045.