

The impact of responding to patient messages with large language model assistance

Shan Chen, MS^{1,2,3}, Marco Guevara, MS^{1,2}, Shalini Moningi, MD², Frank Hoebers, MD PhD^{1,2,4}, Hesham Elhalawani, MD², Benjamin H. Kann, MD^{1,2}, Fallon E. Chipidza, MD², Jonathan Leeman, MD², Hugo J.W.L. Aerts, PhD^{1,2,5}, Timothy Miller, PhD³, Guergana K. Savova, PhD³, Raymond H. Mak, MD^{1,2}, Maryam Lustberg, MD⁶, Majid Afshar MD⁷, Danielle S. Bitterman, MD^{1,2,3}

1. Artificial Intelligence in Medicine (AIM) Program, Mass General Brigham, Harvard Medical School, Boston, MA, USA

2. Department of Radiation Oncology, Brigham and Women's Hospital/Dana-Farber Cancer Institute, Boston, MA, USA

3. Computational Health Informatics Program, Boston Children's Hospital, Harvard Medical School, Boston, MA, USA

4. Department of Radiation Oncology (Maastr), GROW School for Oncology and Reproduction, Maastricht University, the Netherlands

5. Radiology and Nuclear Medicine, GROW & CARIM, Maastricht University, The Netherlands

6. Department of Medical Oncology, Yale School of Medicine, New Haven, CT, USA

7. Department of Medicine, University of Wisconsin School of Medicine and Public Health, Madison, WI, USA

Corresponding author:

Dr. Danielle S. Bitterman

Department of Radiation Oncology

Dana-Farber Cancer Institute/Brigham and Women's Hospital

75 Francis Street, Boston, MA 02115

Email: Danielle_Bitterman@dfci.harvard.edu

Phone: (857) 215-1489

Fax: (617) 975-0985

Prior presentations: **None.**

Funding statement:

The authors thank the Woods Foundation, the Jay Harris Junior Faculty Award, and the Joint Center for Radiation Therapy Foundation for their generous support of this work. The authors also acknowledge financial support from NIH (NIH-USA U54CA274516-01A1 (SC, MG, BK, HA, GS, DB), NIH-USA U24CA194354 (HA), NIH-USA U01CA190234 (HA), NIH-USA U01CA209414 (HA), and NIH-USA R35CA22052 (HA), NIH-NIDA R01DA051464 (MA), 5R01GM11435 (GS), NIH-USA R01LM012973 (TM,MA), NIH-USA R01MH126977 (TM) and the European Union - European Research Council (HA: 866504), Stichting Hanarth Fonds, The Netherlands

Disclosures:

DSB: Associate Editor of Radiation Oncology, HemOnc.org (no financial compensation, unrelated to this work);

Funding from American Association for Cancer Research (unrelated to this work).

GKS: none.

FEC: none

TM: none

HA: Advisory and Consulting, unrelated to this work (Onc.AI, Love Health, Sphera, Editas, AZ, and BMS)

RHM: Advisory Board (ViewRay, AstraZeneca), Consulting (Varian Medical Systems, Sio Capital Management), Honorarium (Novartis, Springer Nature).

JEL: Research funding (Viewray, NH Theraguid, Varian)

MBL: Advisory and consulting unrelated to this work: Pfizer, Gilead, Novartis and Astrazeneca

BHK: Research funding (Botha-Chan Low Grade Glioma Consortium, NIH-USA K08DE030216-01)

ABSTRACT

Importance: Documentation burden is a major contributor to clinician burnout, which is rising nationally and is an urgent threat to our ability to care for patients. Artificial intelligence (AI) chatbots, such as ChatGPT, could reduce clinician burden by assisting with documentation. Although many hospitals are actively integrating such systems into electronic medical record systems, AI chatbots' utility and impact on clinical decision-making have not been studied for this intended use.

Objective: To examine the acceptability, safety, and human factors concerns of using an AI-based chatbot to draft responses to patient questions.

Design: A two-stage cross-sectional study was conducted using 100 realistic synthetic cancer patient scenarios and portal messages developed to reflect common medical situations. In Stage 1 of the study, six oncologists were randomly assigned 26 scenarios. In Stage 2 of the study, the same oncologists were provided 26 new scenarios along with responses generated by GPT-4 for editing. Participants were blinded to the source of the draft. Surveys were completed for each question.

Settings: The study was conducted at Brigham and Women's Hospital, Boston MA, in 2023.

Participants: Six board-certified oncologists.

Intervention: The use of a GPT-4, an AI chatbot, to draft responses to patient questions.

Main outcomes and measures: The impact and utility of using an AI chatbot to assist in responding to patient messages. The impact of chatbot-assisted responses was measured using response length and readability of responses, measured with the Flesch reading ease score, as well as response content. Utility was measured using physician survey responses to questions about the acceptability, harmfulness, and efficiency of chatbot-generated drafts.

Results: Physician responses were, on average, shorter than GPT-4 or AI-assisted responses (34 vs. 169 vs. 160 words, $p<0.001$) and more readable than GPT-4 or AI-assisted responses (Flesch score 67 vs. 45 vs. 46, $p<0.001$). GPT-4 drafts were overall helpful and safe. Survey responses showed GPT-4 drafts to be acceptable without edits 91/156 (58%) of the time, improved documentation efficiency 120/56 (77%) of the time, and had a low risk of causing harm 128/156 (82%) of the time. However, GPT-4 drafts could lead to severe harm or death if unedited in 11/156 (7.7%) of the time. In 48/156 (31%) of cases, physicians believed the GPT-4 drafts to be written by a human. The content of AI-assisted drafts were more similar to GPT-4 drafts than to manual responses. Manual responses were more likely to recommend direct clinical action than both GPT-4 drafts and AI-assisted responses, while AI-assisted responses were more likely to include extensive education and self-management recommendations provided by GPT-4.

Conclusions and relevance: AI chatbot-assisted patient messaging was overall safe and improved efficiency in our scenarios, demonstrating its promise to address physician burnout and improve patient care. However, unedited GPT-4 responses could cause direct patient harm, and human-AI interaction could lead to less direct clinical recommendations. Addressing and monitoring these concerns is crucial for safe implementation.

INTRODUCTION

Artificial intelligence (AI) chatbots have enormous potential to address the clinician burnout crisis^{1,2}, with implications for patient care and workforce wellbeing and retention.³⁻⁷ Electronic medical records (EHR) are a major source of clinician burnout, creating new documentation burden and clerical responsibilities while detracting from face-to-face patient care.⁸⁻¹⁰ In particular, patient portal messaging in the EHR contributes to burnout and stress,⁹⁻¹² and has risen in volume over the past several years.^{13,14} AI chatbots, which are large language models that have been trained to respond to questions and participate in conversations fluently, are a seemingly natural fit to help manage the rising burden of patient portal messaging. In fact, these chatbots are actively being integrated into the EHR¹⁵ to support clinicians manage this increasing workload.

Previous works have evaluated the quality of AI chatbot responses to questions about biomedical and clinical knowledge.¹⁶⁻²¹ However, the ability of AI chatbots to improve efficiency and reduce cognitive burden has not been established, and their impact on clinical decision-making is unknown. Patient portal messaging is a form of patient care, and is one of medicine's first encounters with the transformative potential of generative AI. While these chatbots are being integrated with a human-in-the-loop, human factors such as automation bias and situational awareness could impact outcomes by altering clinicians' cognitive processes in unexpected ways.²²⁻²⁵ In this 2-stage cross-sectional study, we aimed to understand how AI-assisted patient messaging may impact healthcare delivery by studying its effect on documentation efficiency and response content in simulated clinical scenarios. We also release OncQA, a public question-answering dataset with responses written by expert physicians.

METHODS

Dataset Creation and Curation

Cancer patient scenario/message pairs were generated to mirror realistic EHR system inbox messages. The scenario provided background information about a patient that is standardly available in the EHR and relevant to responding to cancer patient messages: age, gender, cancer diagnosis, past medical history, prior and current cancer treatments, current medications, and a summary of the most recent oncology visit (Figure 1). These scenarios were needed for responses reflective of the real clinical setting where physicians have access to clinical information beyond just the patient's question, and to encourage more substantive responses. Exemplars were written by a practicing oncologist (DSB), and GPT-4 was prompted via the OpenAI Application Programming Interface²⁶ to provide similar examples (Figure 1A). To encourage diversity of patients' situations, exemplars were written to generate 50 scenario/question pairs of patients on active treatment, and 50 scenario/question pairs of patients not on active treatment. DSB then manually reviewed and revised each scenario to reflect clinically realistic and logical scenarios aligned with patient information needs. In a new instance, GPT-4 was prompted to respond to the message (Figure 1B). The Supplemental Methods provide more details on scenario development.

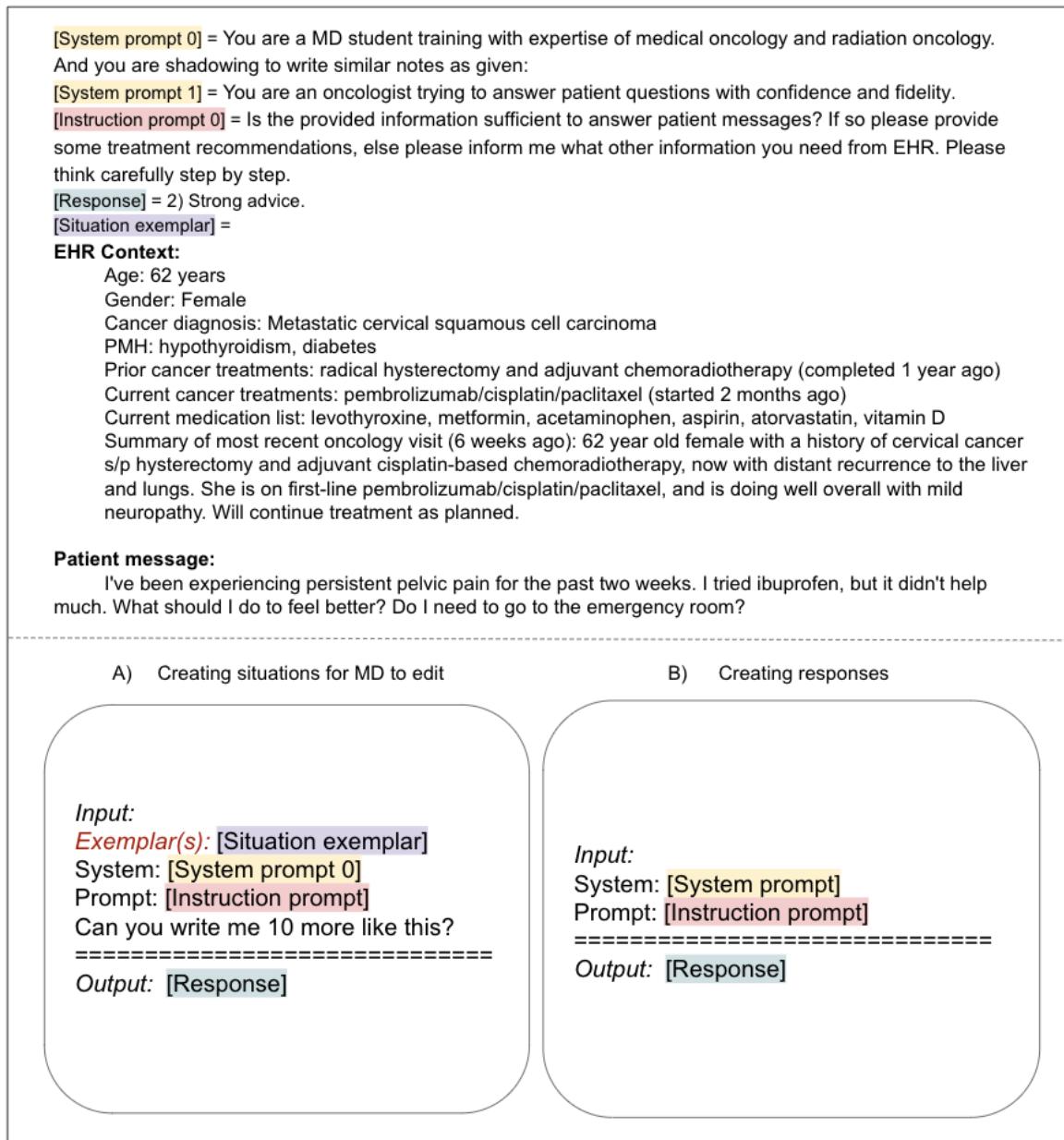


Figure 1. Example of a scenario, patient message pair, and prompting methods used in this study. A) Prompt examples for creating scenario/message pairs. B) Prompt examples for creating responses from GPT4.

Clinical End-User Study

Figure 2 illustrates the study schema. Using the dataset of scenario/question pairs, we carried out a 2-stage study to investigate the impact and utility of AI-assistance for answering patient questions. Six board-certified oncologists were recruited to participate, and informed consent was obtained. In both stages, each participant evaluated 26 scenario/message pairs, yielding 56 dual-annotated cases and 44 single-annotated cases.

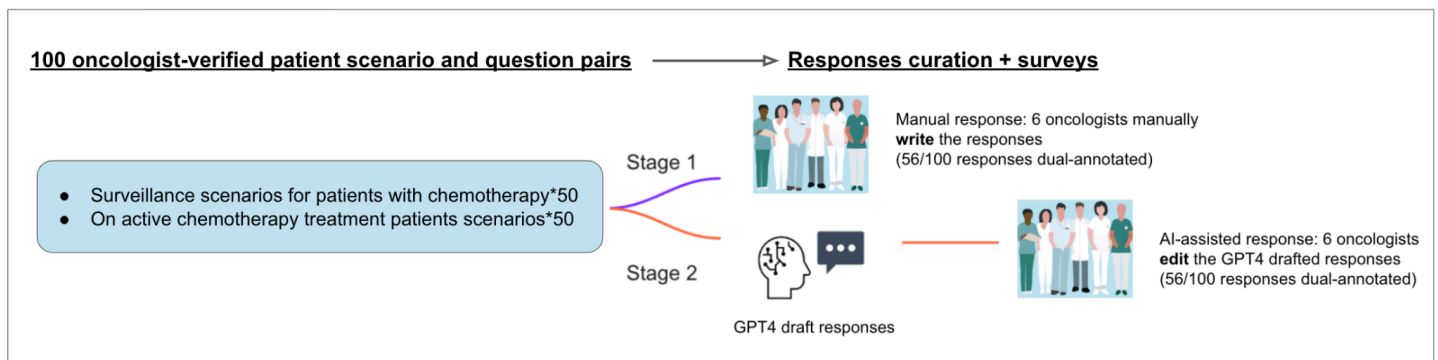


Figure 1. Schematic of study design. An oncologist generated and verified with GPT-4 assistance 100 patient clinical scenarios with paired patient questions in the format of portal messages. Participants manually wrote responses to scenarios in Stage I, and edited AI-assisted responses in Stage II. 56 scenario and message pairs were dual-annotated by 2 oncologists in both stages to assess inter-clinician variability.

In Stage I, physicians responded to messages manually, each followed by a 2-question survey on the perceived difficulty in crafting the response and the medical severity of each scenario. In Stage II, physicians received GPT-4 generated draft responses and were instructed to edit in any way they would like. Physicians were blinded to the source. Participants completed a 7-question survey after each response. Questions addressed: perceived difficulty in crafting responses, medical severity, acceptability of AI drafts, the potential harm of AI drafts, and efficiency (Supplemental Methods).

In order to evaluate differences in response content, guidelines were created to annotate 10 content categories (Supplemental Methods). 50 (12%) responses were dual-annotated by content-based categorical evaluation by two physicians who did not participate in the 2-stage study (DSB and MA); Cohen's kappa was ≥ 0.75 for all categories. The remaining responses were single-annotated by DSB.

Word count, Flesch reading ease score, and edit distance (measured using Levenshtein distance,²⁷ details in Supplement methods) were calculated for all responses.

Statistical Analysis

Statistical analyses were carried out using the statistical Python package in Scipy (Scipy.org). All pairwise comparisons were done using the Mann–Whitney U test.

All data, including scenario/message pairs, manual responses, GPT-4 drafts, and AI-assisted responses, content annotations, and the annotation guidelines are available at <https://github.com/AIM-Harvard/OncQA>

This study was approved by the Dana-Farber/Harvard Cancer Center institutional review board.

RESULTS

Physician responses were on average shorter than GPT-4 draft and AI-assisted responses (34 vs. 169 vs. 160 words, respectively, $p < 0.001$ for all). Physician responses were on average more readable than GPT-4 or AI-assisted responses (Flesch score 67 vs. 45 vs. 46, respectively, $p < 0.001$ for all) (Supplemental Figure B1).

In Stage I, scenarios were considered neutral in terms of challenge in 85/156 (55%) of survey responses. Scenarios were felt to describe severe medical events in 34/156 (22%) of survey responses (Supplemental Table B1)

The results of the Stage II survey are shown in Figure 3. Scenarios were considered neutral in terms of challenge in 82/156 (53%) of survey responses. Scenarios were felt to describe severe medical events in 53/156 (34%) of survey responses. GPT-4 drafted responses were deemed acceptable without modification in 91/156 (58%) of instances. The majority of GPT-4 drafts were considered to have low harm potential, however drafts were considered to have the potential for severe harm and death in 11/156 (7.1%) and 1/156 (0.6%) of

instances, respectively. In 120/156 (77%) instances, GPT-4 drafts were felt to improve efficiency. GPT-4 drafted responses were believed to be drafted by a human 48/156 (31%) of the time when in reality, all drafted responses were drafted by GPT-4.

Edit distances were increased when the scenario was considered more challenging, the GPT-4 draft response was viewed as unacceptable, the GPT-4 draft was associated with higher harm, and the GPT-4 draft provided lower efficiency gain, indicating more extensive revisions of the GPT-4 draft in these settings (Figure 3B). Edit distance was higher when the draft was thought to be written by AI compared to when it was thought to be written by a human.

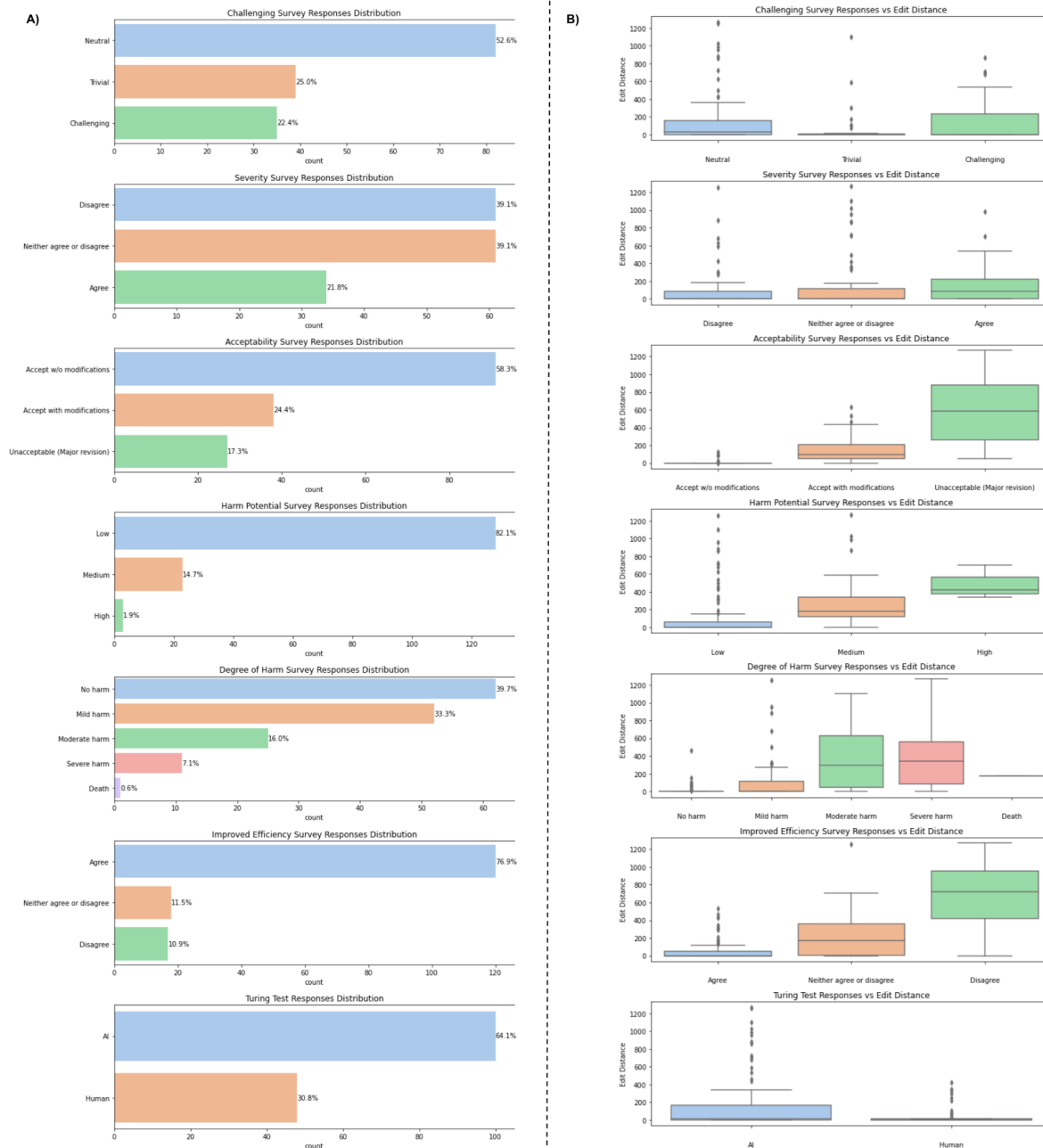


Figure 3. Distribution of stage II survey responses and correlation with response edit distance. A) Distribution of responses to each of the 7 survey questions in stage II (AI-assistance). B) Box plots comparing the edit distance, measured using Levenstein/edit distance (Supplement methods), between the GPT-4 draft and the final edited response for the different survey responses.

Inter-rater agreement between physicians for the content categories present in responses to the same scenario was lower for manual responses compared to AI-assisted responses (mean Cohen's kappa 0.10 vs. 0.52), indicating more consistent clinical content with the use of AI-assistance (Supplemental Table B2).

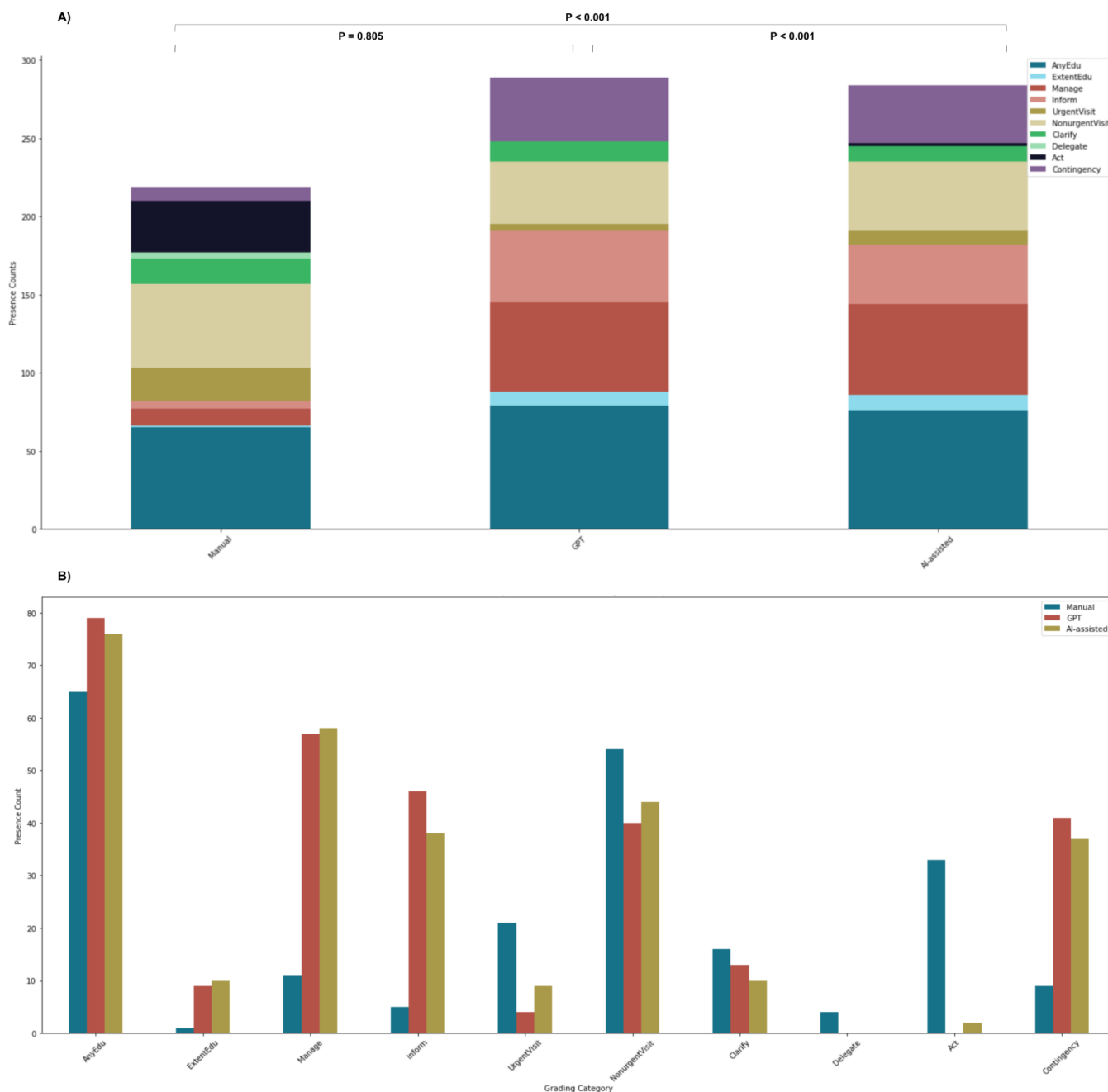


Figure 4. Distribution of content categories present in the manual, GPT-4 drafted, and AI-assisted responses to patient messages. Because 56/100 questions were dual-annotated, here we present results including one response from each of the dual-annotated scenarios. Results are similar when the other set of responses for dual-annotated scenarios are used (Supplemental Figure B2). Pairwise comparisons are done using Mann-Whitney U tests.

Figure 4 compares the content of manual, GPT-4 drafted, and AI-assisted responses for the 100 scenarios. We present here comparisons that include only one set of manual responses and AI-assisted responses for the 56 questions that were dual annotated. Results were very similar when the other set of responses were used (Supplemental Figure B2), and there was no difference in overall content distribution between these groups

($p=0.77$ and $p=0.74$ for manual and AI-assisted responses, respectively). The overall content distribution of manual responses was significantly different than that of GPT-4 drafts ($p<0.001$) and AI-assisted responses ($p<0.001$); there was no difference in the content distribution of GPT-4 drafts and AI-assisted responses ($p=0.805$).

The most common category was Any Education for all responses. Compared to manual responses, GPT-4 drafts were less likely to include content on direct clinical action, including instructing patients to present urgently or non-urgently for evaluation, and to describe an action the clinician will take in response to the question ($p<0.05$ for all); but more likely to provide extensive education, self-management recommendations, and a contingency plan ($p<0.001$ for all). These differences in content were similar when comparing manual versus AI-assisted responses. AI-assisted responses were less likely to recommend urgent evaluation, but this difference was significant when only one of the two sets of dual-annotated responses were analyzed. Supplemental Tables B3-B4 show full details of the statistical analyses. The unigrams, bigrams, and trigrams that were most commonly added and removed from GPT-4 drafts are illustrated in Supplemental Figure B3, and suggest that physicians were most likely to remove passive phrases such as “it is important” and more likely to add in actions such as “to come in”.

DISCUSSION

The use of AI assistance led to differences in response style and content compared to manual responses. Manual responses were nearly 5-fold shorter and more readable, while AI-assisted responses reflected the longer, less readable GPT drafts. Physicians believed that AI assistance improved efficiency. The majority of GPT-4 drafts were felt to have a low risk of harm to patients, although a clinically-relevant minority present risk of severe harm or death. Our findings suggest that AI assistance for patient messaging is a promising avenue to reduce clinician workload, but leads to significant differences in response content that could have clinical implications.

If used correctly, our results suggest that AI assistance could provide a “best of both worlds” solution, where physician workload is reduced and responses are more personalized and informative. We show that AI assistance could improve the quality of responses by providing detailed education about the patient’s condition and self-management plans that busy clinicians would not otherwise have the time to write. The quality of this additional AI-generated content appeared to be high, because drafts were overall acceptable and presented low risk of harm. In our study, physicians tended to retain the informational content provided by GPT-4 but not often present in manual responses, while injecting more active instructions on presenting for evaluation. AI assistance also reduced variability in response content between physicians, which could improve overall care quality.

However, AI assistance does carry risk in its impact on clinical decision-making that needs to be mitigated and monitored. Physicians were less likely to recommend a patient seek urgent care and say they will take a direct clinical action, such as prescribing a medication or diagnostic study, when using AI assistance. These differences in content are arguably the most immediately impactful for clinical outcomes, especially for high-acuity situations. Our findings highlight how human factors such as automation bias and anchoring could have unanticipated consequences in human-in-the-loop systems,^{22–24} and demonstrate why they must be studied under their intended use.²⁸ Although most GPT-4 drafts were acceptable and low risk of harm, a minority could lead to severe harm or death if unedited. The fact that edit distance correlated with GPT-4 draft quality indicates that physicians in our study identified and were more likely to correct these responses. However, careful monitoring is needed, especially as trust in AI chatbots builds and clinicians become less vigilant and more reliant on their responses.²⁵ Edit distance could be a promising metric to monitor both chatbot quality and shifts in human-machine interactions.

To our knowledge, this is the first study evaluating AI chatbots in their intended use as an assistive device for responding to patient portal messages. Although differences in models limit direct comparisons, prior work has shown mixed results when evaluating unedited responses to patient questions, with some showing improvements compared to human response¹⁸ but others showing high error rates.^{16,19} However, other types of AI systems for healthcare have been shown to perform differently when implemented with a human-in-the-loop

compared to their autonomous performance,^{29,30} emphasizing the importance of careful evaluations under the intended use setting. Our study contributes new knowledge on how AI chatbots may impact workload and care quality when used as an assistive device for clinicians.

Limitations of our study include the fact that this was not performed using real patient data or within a real EHR message portal system, and the use of AI assistance may be different when physicians are responding to real questions. Our study was limited to cancer patient questions and included only oncologists, although we would not anticipate large differences in the use of AI assistance for message writing across specialties. Results may be different based on prompting methods and the type of AI chatbot used. We chose to study GPT-4 because Epic, the largest EHR vendor in the United States, is implementing ChatGPT-family models.¹⁵ More transparency is needed from EHR vendors and healthcare institutions about prompting methods and model versioning to enable future research.

CONCLUSIONS

Healthcare is poised to be transformed by generative AI, and patient portal messaging is one of its earliest uses as clinical decision support. When used with a human-in-the-loop, AI assistance improved efficiency but did lead to changes in response content compared with manual responses. AI chatbot-assistance is a promising avenue to reduce clinician workload and improve patient care, but its impact on clinical decision-making should continue to be studied and monitored to ensure safety.

REFERENCES

1. Shanafelt TD, West CP, Dyrbye LN, et al. Changes in Burnout and Satisfaction With Work-Life Integration in Physicians During the First 2 Years of the COVID-19 Pandemic. *Mayo Clin Proc*. 2022;97(12):2248-2258.
2. Hsuen Y, Voelker R. Electronic Health Records Failed to Make Clinicians' Lives Easier-Will AI Technology Succeed? *JAMA*. Published online October 4, 2023. doi:10.1001/jama.2023.19138
3. Linzer M. Clinician Burnout and the Quality of Care. *JAMA Intern Med*. 2018;178(10):1331-1332.
4. Chang BP, Carter E, Ng N, Flynn C, Tan T. Association of clinician burnout and perceived clinician-patient communication. *Am J Emerg Med*. 2018;36(1):156-158.
5. National Academies of Sciences, Engineering, and Medicine, National Academy of Medicine, Committee on Systems Approaches to Improve Patient Care by Supporting Clinician Well-Being. *Taking Action Against Clinician Burnout: A Systems Approach to Professional Well-Being*. National Academies Press; 2019.
6. Linzer M, Poplau S, Grossman E, et al. A Cluster Randomized Trial of Interventions to Improve Work Conditions and Clinician Burnout in Primary Care: Results from the Healthy Work Place (HWP) Study. *J Gen Intern Med*. 2015;30(8):1105-1111.
7. O'Connell R, Hosain F, Colucci L, Nath B, Melnick ER. Why Do Physicians Depart Their Practice? A Qualitative Study of Attrition in a Multispecialty Ambulatory Practice Network. *J Am Board Fam Med*. Published online October 19, 2023. doi:10.3122/jabfm.2023.230052R2
8. Arndt BG, Beasley JW, Watkinson MD, et al. Tethered to the EHR: Primary Care Physician Workload Assessment Using EHR Event Log Data and Time-Motion Observations. *Ann Fam Med*. 2017;15(5):419-426.
9. Lieu TA, Altschuler A, Weiner JZ, et al. Primary Care Physicians' Experiences With and Strategies for Managing Electronic Messages. *JAMA Netw Open*. 2019;2(12):e1918287.
10. Adler-Milstein J, Zhao W, Willard-Grace R, Knox M, Grumbach K. Electronic health records and burnout:

- Time spent on the electronic health record after hours and message volume associated with exhaustion but not with cynicism among primary care clinicians. *J Am Med Inform Assoc.* 2020;27(4):531-538.
11. Hilliard RW, Haskell J, Gardner RL. Are specific elements of electronic health record use associated with clinician burnout more than others? *J Am Med Inform Assoc.* 2020;27(9):1401-1410.
 12. Akbar F, Mark G, Prausnitz S, et al. Physician Stress During Electronic Health Record Inbox Work: In Situ Measurement With Wearable Sensors. *JMIR Med Inform.* 2021;9(4):e24014.
 13. Nath B, Williams B, Jeffery MM, et al. Trends in Electronic Health Record Inbox Messaging During the COVID-19 Pandemic in an Ambulatory Practice Network in New England. *JAMA Netw Open.* 2021;4(10):e2131490.
 14. Holmgren AJ, Downing NL, Tang M, Sharp C, Longhurst C, Huckman RS. Assessing the impact of the COVID-19 pandemic on clinician ambulatory electronic health record use. *J Am Med Inform Assoc.* 2022;29(3):453-460.
 15. Microsoft News Center. Microsoft and Epic expand strategic collaboration with integration of Azure OpenAI Service. Stories. Published April 17, 2023. Accessed May 11, 2023. <https://news.microsoft.com/2023/04/17/microsoft-and-epic-expand-strategic-collaboration-with-integration-of-azure-openai-service/>
 16. Chen S, Kann BH, Foote MB, et al. Use of Artificial Intelligence Chatbots for Cancer Treatment Information. *JAMA Oncol.* Published online August 24, 2023. doi:10.1001/jamaoncol.2023.2954
 17. Singhal K, Tu T, Gottweis J, et al. Towards Expert-Level Medical Question Answering with Large Language Models. *arXiv [csCL]*. Published online May 16, 2023. <http://arxiv.org/abs/2305.09617>
 18. Ayers JW, Poliak A, Dredze M, et al. Comparing Physician and Artificial Intelligence Chatbot Responses to Patient Questions Posted to a Public Social Media Forum. *JAMA Intern Med.* 2023;183(6):589-596.
 19. Johnson SB, King AJ, Warner EL, Aneja S, Kann BH, Bylund CL. Using ChatGPT to evaluate cancer myths and misconceptions: artificial intelligence and cancer information. *JNCI Cancer Spectr.* 2023;7(2). doi:10.1093/jncics/pkad015
 20. Kanjee Z, Crowe B, Rodman A. Accuracy of a Generative Artificial Intelligence Model in a Complex Diagnostic Challenge. *JAMA.* 2023;330(1):78-80.
 21. Strong E, DiGiammarino A, Weng Y, et al. Chatbot vs Medical Student Performance on Free-Response Clinical Reasoning Examinations. *JAMA Intern Med.* 2023;183(9):1028-1030.
 22. Sujan M, Furniss D, Grundy K, et al. Human factors challenges for the safe use of artificial intelligence in patient care. *BMJ Health Care Inform.* 2019;26(1). doi:10.1136/bmjhci-2019-100081
 23. Gianfrancesco MA, Tamang S, Yazdany J, Schmajuk G. Potential Biases in Machine Learning Algorithms Using Electronic Health Record Data. *JAMA Intern Med.* 2018;178(11):1544-1547.
 24. Lyell D, Coiera E. Automation bias and verification complexity: a systematic review. *J Am Med Inform Assoc.* 2017;24(2):423-431.
 25. Cabitza F, Rasoini R, Gensini GF. Unintended Consequences of Machine Learning in Medicine. *JAMA.* 2017;318(6):517-518.
 26. OpenAI platform. Accessed October 14, 2023. <https://platform.openai.com/docs/guides/embeddings>
 27. Levenshtein VI. Binary Codes Capable of Correcting Deletions, Insertions and Reversals. *Soviet Physics Doklady.* 1966;10:707.

28. Bitterman DS, Aerts HJWL, Mak RH. Approaching autonomy in medical artificial intelligence. *Lancet Digit Health*. 2020;2(9):e447-e449.
29. Walker SC, French B, Moore RP, et al. Model-Guided Decision-Making for Thromboprophylaxis and Hospital-Acquired Thromboembolic Events Among Hospitalized Children and Adolescents: The CLOT Randomized Clinical Trial. *JAMA Netw Open*. 2023;6(10):e2337789.
30. Hosny A, Bitterman DS, Guthier CV, et al. Clinical validation of deep learning algorithms for radiotherapy targeting of non-small-cell lung cancer: an observational study. *Lancet Digit Health*. 2022;4(9):e657-e666.

Appendix A: Supplemental Method

Dataset Creation and Curation

Cancer patient scenario/message pairs were generated to mirror realistic EHR system inbox messages. The scenario provided background information about a patient that is standardly available in the EHR and relevant to responding to cancer patient messages: age, gender, cancer diagnosis, past medical history, prior and current cancer treatments, current medications, and a summary of the most recent oncology visit (Figure 1).

These scenarios were needed for responses to simulate a real clinical setting where physicians have access to clinical information beyond just the patient's question, and to encourage more substantive responses.

Exemplars were written by a practicing oncologist (DSB), and GPT-4 was prompted via the OpenAI Application Programming Interface²⁶ to provide similar examples (Supplemental Figure A1). Computational linguists (CS) and oncologists (ML, DSB) collaborated to iteratively design prompts and select models across multiple AI systems, including Llama, Claude, GPT-Turbo, and GPT-4, to finalize the prompt design.

To encourage diversity of patients' situations, exemplars were written to generate 25 scenario/message pairs of patients on active treatment with descriptions of specific named chemotherapies (e.g., "pembrolizumab"), 25 scenario/message pairs of patients on active treatment with descriptions of general chemotherapies (e.g., "immunotherapy"), 25 scenario/message pairs of patients not on active treatment with descriptions of specific named chemotherapies, and 25 scenario/message pairs of patients not on active treatment with descriptions of general chemotherapies. DSB manually reviewed and edited the output to reflect clinically realistic and logical scenarios aligned with patient information needs.

All data are available on the project github: <https://github.com/AIM-Harvard/OncQA>.

Sample Stage 1 Instructions, Example and Survey

Thank you again for participating in the development of OncQA!

You are now beginning Phase 2. Please determine whether there is enough information to provide an initial response, and if not provide what additional information from the patient's medical record is needed. Then, provide a response to the best of your ability, similarly to how you would respond to a patient's electronic medical record inbox message. You should type your answers where indicated below each question. Each question will be followed by a 4-question survey.

It is important that you do not change the order of any of the samples in this document.

Please do not discuss or show the samples to anyone, including other participants.

Please email us if you have any questions.

We are so appreciative of your help with this project.

Shan Chen: schen73@bwh.harvard.edu

Danielle Bitterman: dbitterman@bwh.harvard.edu

===== New example =====

Input: EHR Context:

Age: 55 years

Gender: Male

Cancer diagnosis: Stage III non-small cell lung cancer (NSCLC)

PMH: hypertension, hyperlipidemia

Prior cancer treatments: None

Current cancer treatments: radiotherapy with concurrent cisplatin (started 2 weeks ago)

Current medication list: lisinopril, amlodipine, simvastatin, aspirin, pantoprazole

Summary of most recent oncology visit (1 week ago): 55-year-old male with newly diagnosed stage III NSCLC. He is on chemoradiation and tolerating treatment well. No significant side effects were reported. Will continue treatment as planned.

Patient message:

I've been feeling more fatigued than usual for the past week, and I'm having trouble completing my daily tasks. Is this normal? Should I be concerned?

Type response here: Are there any other symptoms besides fatigue that you are experiencing? What daily tasks are you having trouble with?

I would like to reassure you that the fatigue you are feeling is normal for people undergoing chemotherapy and radiation therapy. Usually the fatigue builds up through the course of treatment, peaks 1-2 weeks following the end of treatment, and then starts to resolve.

How challenging was it to respond to this message?

Very trivial	Trivial	Neutral	Challenging	Very challenging
		X		

Do you believe this patient is experiencing a severe medical event?

Strongly disagree	Disagree	Neither agree or disagree	Agree	Strongly agree
	X			

Sample Stage 2 Instructions, Example and Survey

Thank you again for participating in the development of OncQA!

You are now beginning Phase 2. Please determine whether there is enough information to provide an initial response, and if not provide what additional information from the patient's medical record is needed. Then, **modify the provided response** to the best of your ability, similarly to how you would respond to a patient's electronic medical record inbox message. **You should start modifying directly in the edit mode on the second copy of the given response.**

Note that you do not have to edit the sentence of whether the given information is enough, it is covered by the survey.

Each question will be followed by a 7-question survey.

It is important that you do not change the order of any of the samples in this document.

Please do not discuss or show the samples to anyone, including other participants.

Please email us if you have any questions.

We are so appreciative of your help with this project.

Shan Chen: schen73@bwh.harvard.edu

Danielle Bitterman: dbitterman@bwh.harvard.edu

===== NEW EXAMPLE =====

Input: EHR Context:

Age: 55 years

Gender: Male

Cancer diagnosis: Stage III non-small cell lung cancer (NSCLC)

PMH: hypertension, hyperlipidemia

Prior cancer treatments: None

Current cancer treatments: radiotherapy with concurrent cisplatin (started 2 weeks ago)

Current medication list: lisinopril, amlodipine, simvastatin, aspirin, pantoprazole

Summary of most recent oncology visit (1 week ago): 55-year-old male with newly diagnosed stage III NSCLC. He is on chemoradiation and tolerating treatment well. No significant side effects were reported. Will continue treatment as planned.

Patient message:

I've been feeling more fatigued than usual for the past week, and I'm having trouble completing my daily tasks. Is this normal? Should I be concerned?

===== Response =====

Output: Yes, the provided information is sufficient to answer the patient's questions.

Recommendations:

Dear [Patient's Name],

It is not uncommon for patients undergoing chemoradiation therapy, like the concurrent cisplatin and radiotherapy you are receiving, to experience fatigue. This can be a side effect of both the chemotherapy and the radiation therapy. It is important to monitor your fatigue levels and communicate any changes to your healthcare team.

Here are some suggestions to help manage your fatigue:

1. Prioritize your daily tasks and focus on the most important ones. It's okay to ask for help from friends and family when needed.
2. Take short naps or rest breaks throughout the day, but try not to sleep for long periods during the day, as this can disrupt your nighttime sleep.
3. Engage in light physical activity, such as walking or stretching, as tolerated. This can help improve your energy levels.
4. Maintain a balanced diet and stay hydrated. Eating small, frequent meals can help maintain your energy levels.
5. Practice relaxation techniques, such as deep breathing exercises or meditation, to help reduce stress and improve sleep quality.

Please continue to monitor your symptoms and report any changes or concerns to your healthcare team. If your fatigue worsens or becomes unmanageable, it is important to discuss this with your oncologist, as they may need to adjust your treatment plan.

Best regards,

[Your Name]

Oncologist

===== Modify this one please =====

Yes, the provided information is sufficient to answer the patient's questions.

Recommendations:

Dear [Patient's Name],

It is not uncommon for patients undergoing chemoradiation therapy, like the concurrent cisplatin and radiotherapy you are receiving, to experience fatigue. This can be a side effect of both the chemotherapy and the radiation therapy. It is important to monitor your fatigue levels and communicate any changes to your healthcare team.

Here are some suggestions to help manage your fatigue:

1. Prioritize your daily tasks and focus on the most important ones. It's okay to ask for help from friends and family when needed.
2. Take short naps or rest breaks throughout the day, but try not to sleep for long periods during the day, as this can disrupt your nighttime sleep.
3. Engage in light physical activity, such as walking or stretching, as tolerated. This can help improve your energy levels.
4. Maintain a balanced diet and stay hydrated. Eating small, frequent meals can help maintain your energy levels.
5. Practice relaxation techniques, such as deep breathing exercises or meditation, to help reduce stress and improve sleep quality.

Please continue to monitor your symptoms and report any changes or concerns to your healthcare team. If your fatigue worsens or becomes unmanageable, it is important to discuss this with your oncologist, as they may need to adjust your treatment plan.

Best regards,

[Your Name]

Oncologist

===== End of modification, start of survey =====

How challenging was it to respond to this message?

Very trivial	Trivial	Neutral	Challenging	Very challenging
		X		

Do you believe this patient is experiencing a severe medical event?

Strongly disagree	Disagree	Neither agree or disagree	Agree	Strongly agree
	X			

How would you rate the acceptability of the draft response?

Acceptable with no modifications	Acceptable with modifications	Unacceptable (Major modifications or rewrite required)
	X	

How likely is it that the unedited draft response could cause harm?

High	Medium	Low
		X

If the unedited draft does cause harm, what would be the extent, or clinical impact on the patient?

No harm	Mild harm	Moderate harm	Severe harm	Death
X				

Do you believe the provided unedited draft response improved your documentation efficiency?

Strongly disagree	Disagree	Neither agree or disagree	Agree	Strongly agree
			X	

Do you believe the provided draft response was written by an AI or by a human

AI	Human
X	

Annotation guidelines for OncQA content categorization

These guidelines describe how to label replies to patient question for different content categories. Label the presence or absence of the following content categories in the reply to the patient question. Replies may be labeled with none, some, or all the categories. Please note that AnyEdu and ExtentEdu are mutually exclusive, and UrgentVisit and NonurgentVisit are mutually exclusive).

Value set (same for all categories):

- 1: Present
- 0: Absent

Note: In some cases, there will be ambiguity or different ways to interpret a reply. Use your best judgment and common sense, considering the most likely way a patient would interpret the response.

Hedging language such as “might”, “perhaps”, “could”, etc. should not be considered definitive recommendations.

Content Categories

Any Education (AnyEdu) – Writer provides simple education about the patient’s condition/question, directly related to the patient’s question. For example, “hair loss is a doxorubicin side effect”. *AnyEdu and ExtentEdu are mutually exclusive (if AnyEdu = 1, ExtentEdu = 0).*

Extensive Education (ExtentEdu) – Writer provides extensive education about the patient’s condition/question. (e.g., “hair loss is a side effect of chemo because it causes damage to hair follicles”). *AnyEdu and ExtentEdu are mutually exclusive (if ExtentEdu = 1, AnyEdu = 0).*

Manage – Writer provides recommendations for the patient to self-manage at home. Statements that the writer will prescribe medication is Act, not Manage.

Inform – Writer instructs patient to inform/contact any provider. Note that instructions to be seen in person should be labeled as UrgentVisit or NonurgentVisit, not Inform. Calling an office to make an appointment is similarly UrgentVisit or NonurgentVisit, not Inform.

UrgentVisit – Writer recommends patients go to urgent care/ED or come into clinic with same-day urgency (e.g., an explicit recommendation to come to clinic the same day, “today”). Telling someone to come in if something gets worse should be labeled Contingency; it should not be labeled as Urgent or Nonurgent. *UrgentVisit and NonurgentVisit are mutually exclusive (if both are mentioned, UrgentVisit takes priority).*

NonurgentVisit – Writer recommends patient comes into clinic without urgency. Telling someone to come in if something gets worse should be labeled Contingency; it should not be labeled as Urgent or Nonurgent. *UrgentVisit and NonurgentVisit are mutually exclusive (if both are mentioned, UrgentVisit takes priority).* Visits referred to explicitly as “telephone consultations” count as NonurgentVisit. Telling patients that it can be discussed at an already scheduled visit but that a visit does not need to be scheduled particularly for this question is not NonurgentVisit, although sometimes this difference can be subtle. In these cases, use your best judgment and common sense on the most likely way a patient would interpret the response.

Clarify – Writer asks clarifying questions about the question or patient’s condition

Delegate – Writer will delegate an action to someone else (e.g., “someone from my team will call you”)

Act – Writer will take a clinical action other than seeing the patient for a visit (e.g., order a test, prescribe a medication, etc). Includes actions that the MD states will they take when the patient comes in for a recommended visit. Includes writer saying they will inform another clinician about the condition. Does not include contingency actions (e.g., “depending on your clinical exam, I will order an XR”). Taking a history,

getting vitals, and doing a physical exam do not count as Act. If there is only vague reference to an unspecified action “we will provide information”, do not label as Act. Actions that may/might happen do not count.

Contingency – Writer provides a contingency plan describing actions the patient should take if something occurs (e.g., if X gets worse do Y, “If pain gets worse, go to the ED”, “if diarrhea gets worse tell your oncologist”). Stating that something may happen depending on additional assessments by a clinician and contingency plans describing actions the writer will take does not count (e.g., “depending on what you tell me/your nurse, you may be sent to the ED”). Telling someone to come in if something gets worse should be labeled Contingency; it should not be labeled as Urgent or Nonurgent. Generic statements such as “Please do not hesitate to reach out if you have any further questions or concerns” do not count as Contingency. “Monitor your symptoms and report changes” is only Contingency if it instructs the patient to take a definitive action in response to the changes (even if it is just contacting the writer).

IAA for content categorization using Cohen Kappa

Agreement among two physicians 10 categories content for 5*10 annotated responses:

'AnyEdu': 0.84,
'ExtentEdu': 0.83,
'Manage': 0.75,
'Inform': 0.75,
'UrgentVisit': 0.88,
'NonurgentVisit': 0.93,
'Clarify': 1.0,
'Delegate': 1.0,
'Act': 0.90,
'Contingency': 0.90

The Levenshtein distance (edit distance)

The Levenshtein distance provides a quantitative metric to assess the similarity between two sequences. It is defined as the minimum number of edit operations (insertions, deletions, or substitutions) required to transform one sequence into the other.

Some key properties of this method are:

1. A value of 0 signifies identical sequences.
2. Its upper limit equates to the length of the longer sequence, which is observed when the two sequences share no common characters.
3. Adherence to the triangle inequality: the distance traversing between two strings through an intermediary string is never less than the direct edit distance between the two original strings.

Appendix B: Supplemental Results

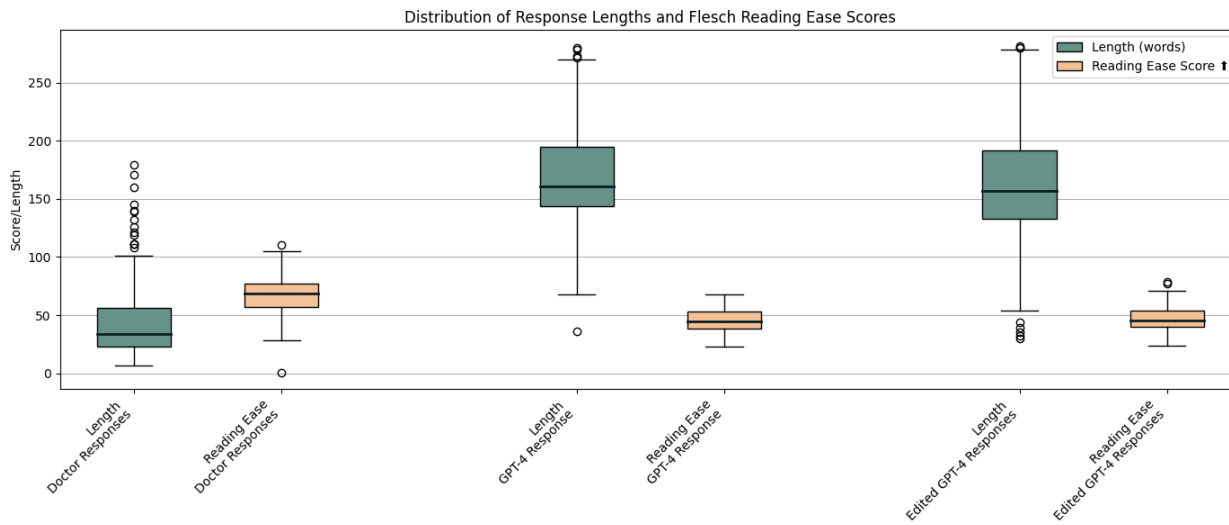


Figure B1. Word counts and Flesch reading ease scores distribution box for manual responses, GPT-4 drafts, and AI-assisted responses.

Q1: How challenging was it to respond to this message?

	Challenging/Very Challenging	Trivial/Very Trivial	Neutral
Stage 1	16.0%	29.5%	54.5%
Stage 2	22.4%	25.0%	52.6%

Q2: Do you believe this Patient is experiencing a severe medical event?

	Agree/Strongly Agree	Disagree/Strongly disagree	Neither agree or disagree
Stage 1	33.3%	34.0%	32.7%
Stage 2	21.8%	39.1%	39.1%

Table B1. Survey responses for questions about the level of challenge for and medical severity of each scenario.

Cohen Kappa scores comparison among two groups of physician base on content scoring		
Grading Category	Manual Responses (kappa)	AI-assisted responses (kappa)
AnyEdu	0.11	0.49
ExtentEdu	-0.02	0.90
Manage	0.31	0.69
Inform	-0.02	0.42
UrgentVisit	0.41	0.24
NonurgentVisit	0.36	0.52
Clarify	0.03	0.78
Delegate	0.00	NA
Act	-0.12	-0.02
Contingency	-0.08	0.70
Avg	0.10	0.52

Table B2: Cohen's kappa scores among content categorical compassion between manual and AI-assisted responses. AI-assisted Cohen's kappa = NA (not applicable) for Delegate because there were responses with Delegate annotated.

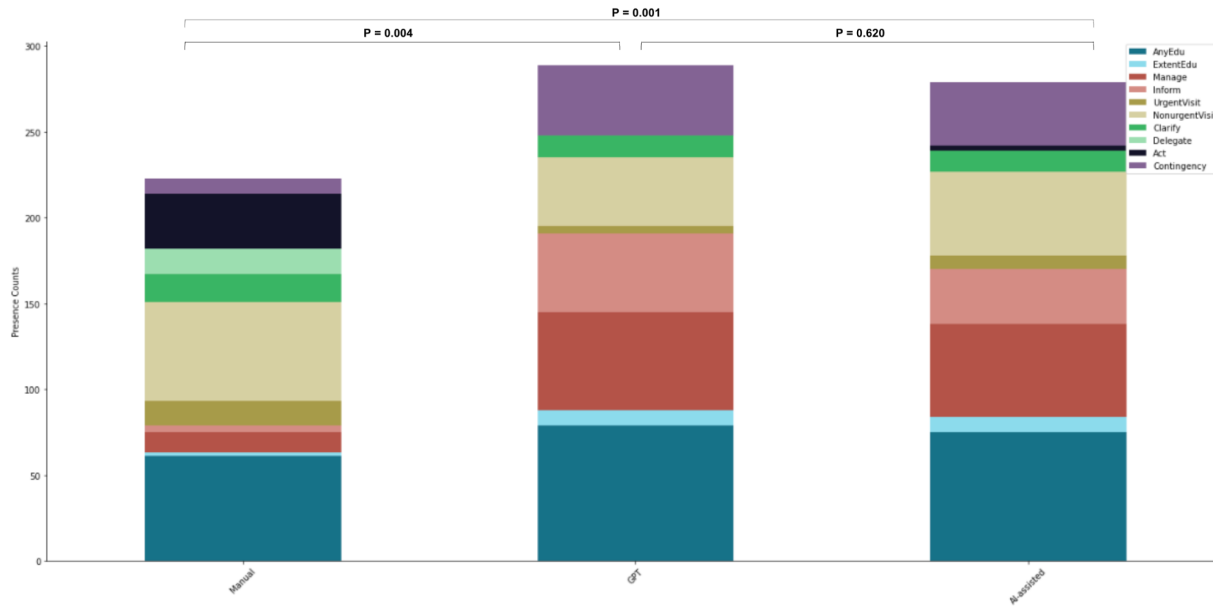
Comparison including the 1st set of dual-annotated scenarios			
Grading Category	AI-assisted vs GPT-4 P-value	Manual vs AI-assisted P-value	Manual vs GPT-4 P-value
AnyEdu	0.614	0.089	0.028
ExtentEdu	0.812	0.005	0.010
Manage	0.888	0.000	0.000
Inform	0.254	0.000	0.000
UrgentVisit	0.153	0.018	0.000
NonurgentVisit	0.569	0.159	0.048
Clarify	0.509	0.209	0.549
Delegate	1.000	0.044	0.044
Act	0.158	0.000	0.000
Contingency	0.564	0.000	0.000
Overall:	0.805	0.000	0.000

Table B3: Statistical significance across the three response sources for each content category for comparisons including the 1st set of dual-annotated scenarios. Comparisons are done using Mann-Whitney U tests. P-values < 0.05 are bolded.

Comparison including the 2nd set of dual-annotated scenarios			
Grading Category	AI-assisted vs GPT-4 P-value	Manual vs AI-assisted P-value	Manual vs GPT-4 P-value
AnyEdu	0.504	0.034	0.006
ExtentEdu	1.000	0.031	0.031
Manage	0.671	0.000	0.000
Inform	0.043	0.000	0.000
UrgentVisit	0.236	0.177	0.014
NonurgentVisit	0.202	0.204	0.011
Clarify	0.833	0.417	0.549
Delegate	1.000	0.000	0.000
Act	0.083	0.000	0.000
Contingency	0.564	0.000	0.000
Overall:	0.620	0.004	0.000

Table B4: Statistical significance across the three response sources for each content category for comparisons including the 2nd set of dual-annotated scenarios. Comparisons are done using Mann-Whitney U tests. P-values < 0.05 are bolded.

A)



B)

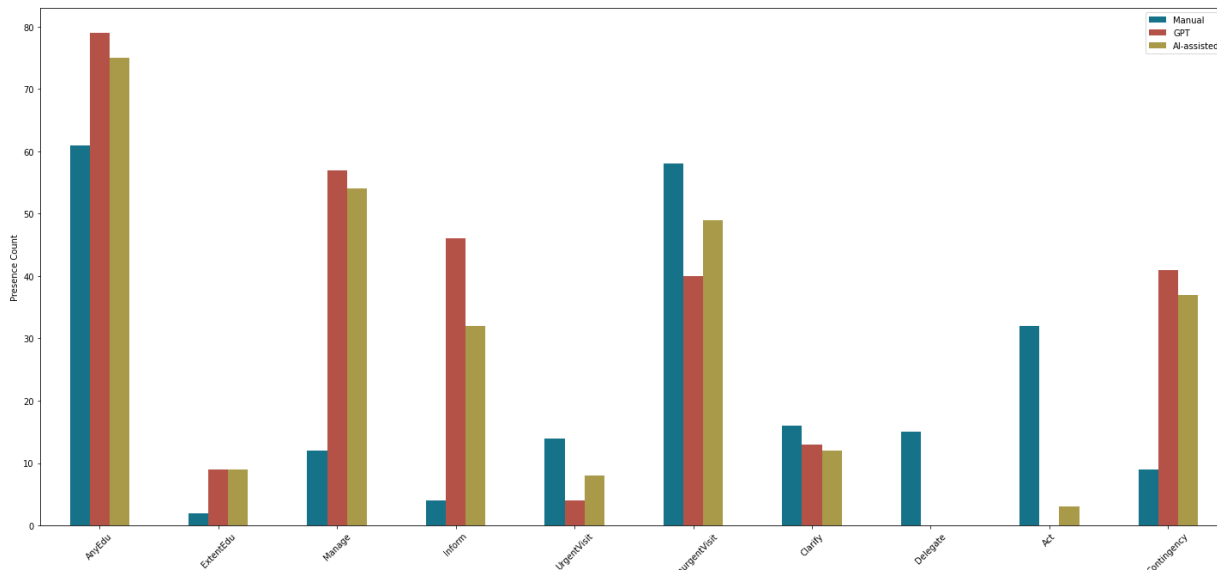
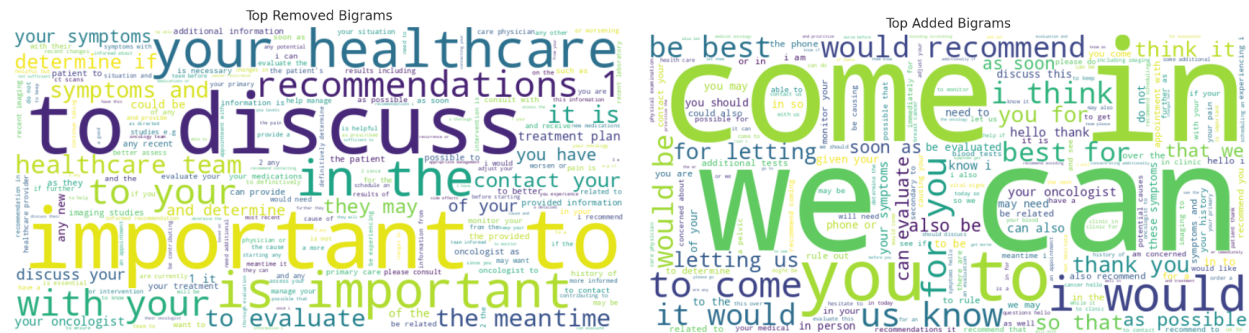


Figure B2. Distribution of content categories present in the manual, GPT-4 drafted, and AI-assisted responses to patient messages. Because 56/100 questions were dual-annotated, here we present results including the set of responses from each of the dual-annotated scenarios that were not used in Figure 3. Pairwise comparisons are done using Mann-Whitney U tests.

A)



B)



C)



Figure B3. Most frequent physician-edited responses on top of GPT-4 draft responses.

A) Most frequently removed and added unigrams. B) Most frequently removed and added bigrams.

C) Most frequently removed and added trigrams.

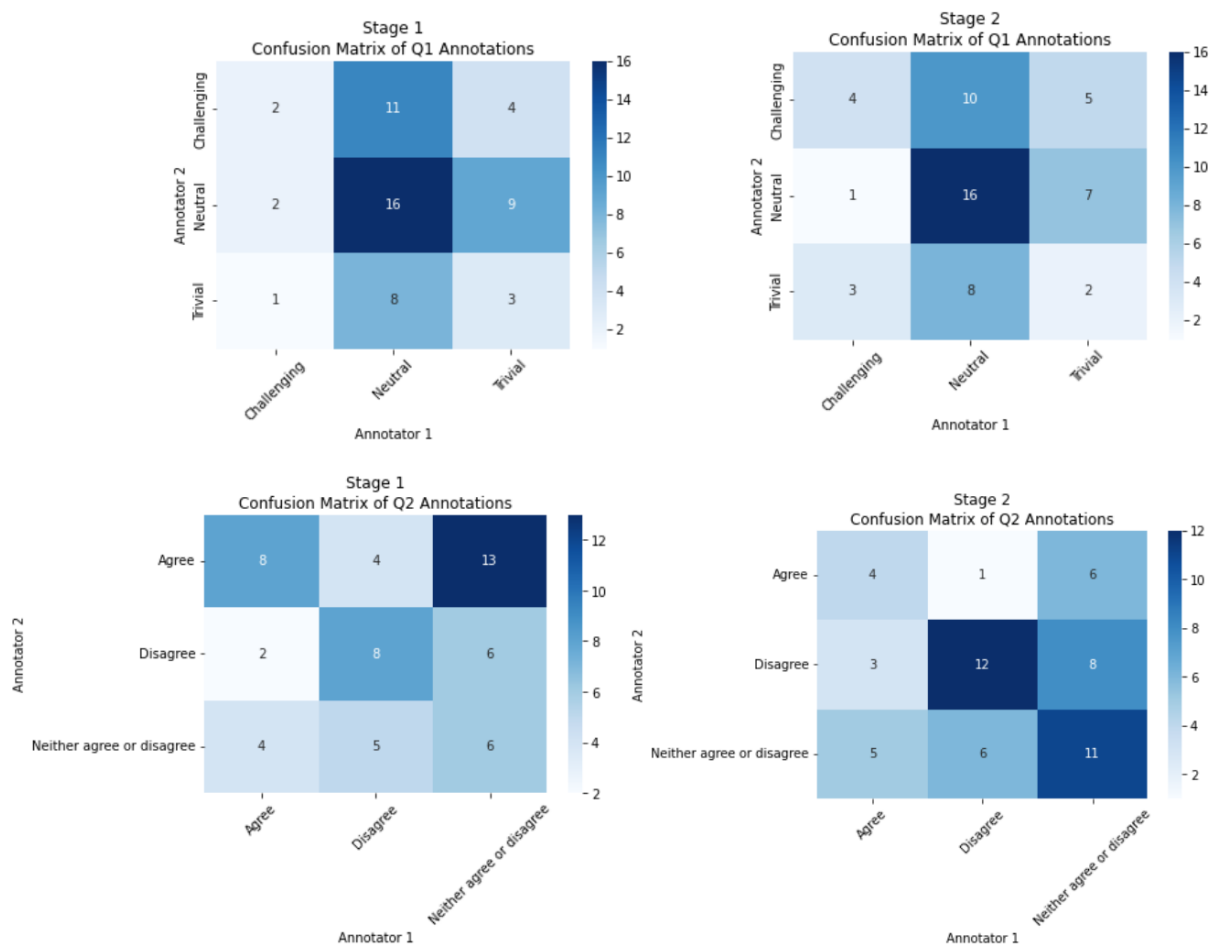


Figure B4. Inter-annotator agreement for Stage I and Stage II survey results for the 56 dual-annotated scenario/message pairs.

Q1: 'How challenging was it to respond to this message?'

Q2: 'Do you believe this patient is experiencing a severe medical event?'