

Quenched pair breaking by interlayer correlations as a key to superconductivity in $\text{La}_3\text{Ni}_2\text{O}_7$

Siheon Ryee,^{1,*} Niklas Witt,^{1,2} and Tim O. Wehling^{1,2}

¹*Institute of Theoretical Physics, University of Hamburg, Notkestrasse 9, 22607 Hamburg, Germany*

²*The Hamburg Centre for Ultrafast Imaging, Luruper Chaussee 149, 22761 Hamburg, Germany*

(Dated: March 14, 2024)

The recent discovery of superconductivity in $\text{La}_3\text{Ni}_2\text{O}_7$ with $T_c \simeq 80$ K under high pressure opens up a new route to high- T_c superconductivity. This material realizes a bilayer square lattice model featuring a strong interlayer hybridization unlike many unconventional superconductors. A key question in this regard concerns how electronic correlations driven by the interlayer hybridization affect the low-energy electronic structure and the concomitant superconductivity. Here, we demonstrate using a cluster dynamical mean-field theory that the interlayer electronic correlations (IECs) induce a Lifshitz transition resulting in a change of Fermi surface topology. By solving an appropriate gap equation, we further show that the dominant pairing instability (intraorbital s -wave/interorbital $d_{x^2-y^2}$ -wave, or $s\pm$ -wave in a bonding-antibonding basis) is enhanced by the IECs. The underlying mechanism is the quenching of a strong ferromagnetic channel, resulting from the Lifshitz transition driven by the IECs. Based on this picture, we provide a possible reason of why superconductivity emerges only under high pressure.

The recent discovery of superconductivity in bilayer nickelate $\text{La}_3\text{Ni}_2\text{O}_7$ under high pressure [Fig. 1(a)] heralds a new class of high- T_c superconductors [1]. Without doping, this material exhibits superconductivity under pressure exceeding 14 GPa with maximal critical temperature of $T_c \simeq 80$ K [1–5]. Notable feature in $\text{La}_3\text{Ni}_2\text{O}_7$ is a multiorbital nature of low-lying states already at the level of density functional theory (DFT) [1, 6–20] [Fig. 1(b)]. Namely, three electrons per unit cell are distributed over Ni- e_g orbitals in the top and bottom square-planar lattices, whereas Ni- t_{2g} orbitals are fully occupied, thereby inactive for the low-energy physics. The two layers are coupled dominantly via interlayer nearest-neighbor hopping (or hybridization) between Ni- d_{z^2} orbitals ($t_{\perp}^z \simeq -0.63$ eV) [6, 8, 13]. The hopping between Ni- $d_{x^2-y^2}$ is much smaller ($|t_{\perp}^x| < 0.05$ eV) [6, 8]. Most importantly, t_{\perp}^z is deemed to be crucial for the noninteracting Fermi surface (FS) topology and theories of superconductivity in $\text{La}_3\text{Ni}_2\text{O}_7$ [12, 13, 16, 18, 19, 21–29].

In this respect, an important open question concerns how interlayer electronic correlations (IECs) driven by $t_{\perp}^{x/z}$ modify the low-energy electronic structure and how they affect superconductivity. Understanding the effects of $t_{\perp}^{x/z}$ would potentially enable us to design higher- T_c nickelates. Since t_{\perp}^z is the largest among all the hopping amplitudes [6, 8], one can identify the interlayer nearest-neighbor electronic correlations in the Ni- d_{z^2} states as the leading “nonlocal” correlations.

In this paper, we employ a cluster (cellular) dynamical mean-field theory (CDMFT) [30–32] to address nonperturbatively the nonlocal as well as the local electronic correlations within the two-site clusters (dimers) of the bilayer square lattice model for $\text{La}_3\text{Ni}_2\text{O}_7$ [Fig. 1(a)]. One of the key findings of our study is a Lifshitz transition resulting in a change of the FS topology which does not occur when only local correlations are taken into account. By solving an appropriate gap equation, we show that the IECs promote spin-singlet intraorbital s -wave/interorbital $d_{x^2-y^2}$ -wave pairing. The underlying mechanism is the quenching of ferromagnetic (FM) fluctuations resulting from the Lifshitz transition due to IECs.

Based on this picture, we provide a possible reason of why superconductivity emerges only under high pressure.

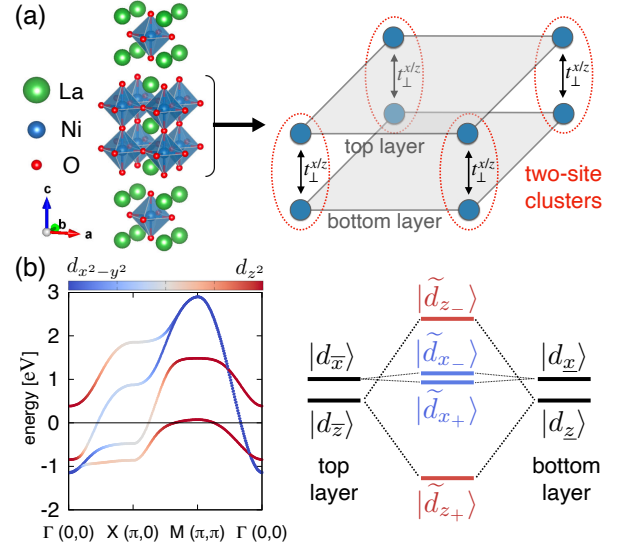


FIG. 1. (a) Left: Crystal structure of $\text{La}_3\text{Ni}_2\text{O}_7$ under high pressure drawn using VESTA [33]. Right: The bilayer square lattice model for $\text{La}_3\text{Ni}_2\text{O}_7$. Two-site clusters (dimers) consisting of top and bottom layer Ni sites (blue circles) coupled via $t_{\perp}^{x/z}$ are highlighted with red-dotted ovals. (b) Left: MLWF bands of the DFT electronic structure. The colorbar indicates the orbital character. Right: Sketch of the formation of four BA orbitals within the dimer consisting of the Ni- e_g orbitals in the top and bottom layers.

We consider a Hamiltonian on the bilayer square lattice: $\mathcal{H} = H_0 + H_{\text{int}}$. Here, H_0 is a tight-binding term for the Ni- e_g subspace describing the band structure for which we use the maximally localized Wannier function (MLWF) description for the DFT result of $\text{La}_3\text{Ni}_2\text{O}_7$ under high pressure (29.5 GPa) [8] [Fig. 1(b)]. H_{int} is the local interaction term between Ni- e_g orbital electrons on the same Ni site, and is given by the standard Kanamori form consisting of U (intraorbital Coulomb interaction), J (Hund’s coupling), and U'

(interorbital Coulomb interaction; $U' = U - 2J$). We use $U = 3.7$ eV, $J = 0.6$ eV, and $U' = 2.5$ eV by taking *ab initio* estimates for the e_g MLWF model [34]. See Supplemental Material for more information [35].

The impurity problem is solved using the hybridization-expansion continuous-time quantum Monte Carlo method [36, 37]. We investigate the system at a temperature of $T = 1/145$ eV $\simeq 80$ K corresponding to the maximum experimental T_c [1]. To mitigate the Monte Carlo sign problem resulting from the large interlayer hybridization in CDMFT, we solve the model in a bonding-antibonding (BA) basis defined as the $+$ or $-$ combinations of the top and bottom layer e_g orbitals:

$$|\tilde{d}_{i\eta\pm\sigma}\rangle = (|d_{i\bar{\eta}\sigma}\rangle \pm |d_{i\eta\sigma}\rangle)/\sqrt{2}. \quad (1)$$

Here, ket symbols indicate the corresponding Wannier states with site index i for the bilayer square lattice and spin $\sigma \in \{\uparrow, \downarrow\}$. $\bar{\eta}$ and η represent Ni- e_g orbitals ($\eta \in \{x^2 - y^2, z^2\}$) in the top and bottom layers, respectively. Hereafter $x^2 - y^2$ is denoted by x and z^2 by z . Site and spin indices are omitted unless needed. In this BA basis the CDMFT self-energy becomes orbital-diagonal. The interlayer hopping t_\perp^η between e_g orbitals $|d_{\bar{\eta}}\rangle$ and $|d_\eta\rangle$ turns into a hybridization gap of $2|t_\perp^\eta|$ between BA orbitals $|\tilde{d}_{\eta+}\rangle$ and $|\tilde{d}_{\eta-}\rangle$. Thus a small (large) splitting is realized for $\eta = x$ ($\eta = z$) [schematically shown in the right panel of Fig. 1(b)].

We first investigate how interlayer correlations affect the low-energy electronic structure by contrasting DMFT (in which all the interlayer correlations are neglected [38]) and CDMFT results for the same model. Note that, in a reasonable range around the *ab initio* interaction parameters, neither a Mott transition nor a bad metal behavior emerges within our calculations [35], which is in line with experiments [1–4].

Figure 2 presents the FSs obtained within DMFT and CDMFT. We find from DMFT that the local correlations alone do not affect the FS topology [Fig. 2(a)]. The size and the shape of three FS pockets obtained from DFT, namely α , β , and γ pockets, remain intact. This result is consistent with previous DFT+DMFT studies [7, 9, 24].

The IECs, however, significantly modify this picture [Fig. 2(b)]. While the α pocket remains nearly unchanged, the β and the γ pockets are largely affected by IECs. The β pocket becomes more “diamond-shaped” with spectral weight at the first Brillouin zone (FBZ) boundary being shifted toward the X point. We also find redistribution of electron occupations in favor of half-filled \bar{z} and \underline{z} orbitals with $\langle n_{\bar{z}} \rangle = \langle n_{\underline{z}} \rangle \simeq 0.93$ compared to the DMFT value of 0.85. Most interestingly, the γ pocket disappears which results in a Lifshitz transition of the FS leaving a vestige of its weight at the M point. Looking at the orbital character of the FS [Fig. 2(c)] reveals that x_- and z_- (for the β pocket around X point) and z_+ (for the γ pocket around the M point) BA orbitals underlie the FS modification.

More information can be obtained from the momentum-dependent CDMFT spectral function [Fig. 2(d)]. Near the X point, the second lowest band moves upward such that x_- and

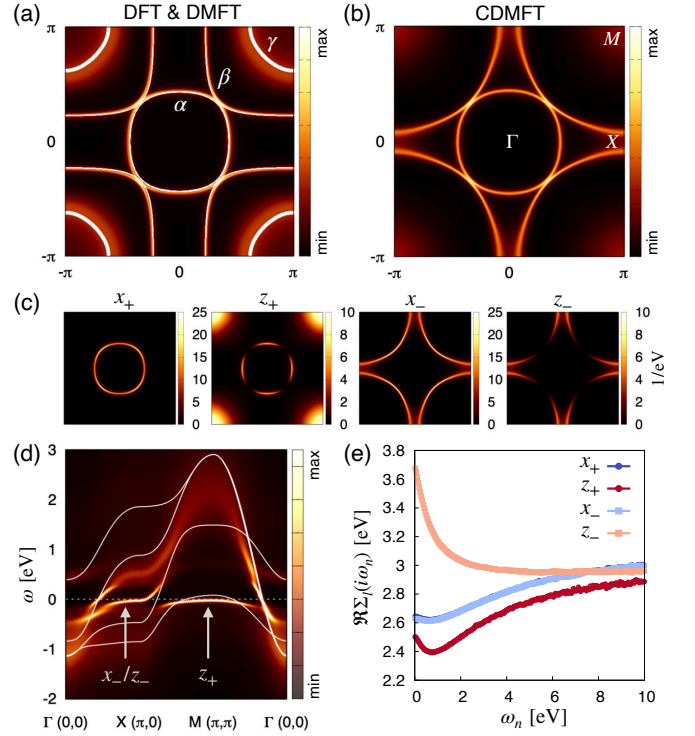


FIG. 2. (a) FSs obtained from the MLWF model of the DFT band structure (white lines) and DMFT (color map). (b) FS from CDMFT. The FSs of DMFT and CDMFT in (a) and (b) are approximated via $-\sum_{lm} \delta_{lm} \Im G_{lm}(\mathbf{k}, i\omega_0)$ where $l, m \in \{x_+, z_+, x_-, z_-\}$. (c) The orbital character of the CDMFT FS. (d) The momentum-dependent spectral function obtained from CDMFT using the maximum entropy method [39, 40] (color map). The white solid lines indicate the DFT bands. The Fermi level is at $\omega = 0$. (e) The real part of the CDMFT self-energy on the Matsubara frequency axis.

z_- states get closer to the Fermi level. The flat z_+ character at the M point, on the other hand, sinks below the Fermi level, leading to the disappearance of the γ pocket.

To further pinpoint the microscopic role of IECs, we investigate the CDMFT self-energy $\Sigma_l(i\omega_n)$ where $\omega_n = (2n + 1)\pi/T$ is the fermionic Matsubara frequency with n being integer and $l \in \{x_+, z_+, x_-, z_-\}$. Without IECs, $\Sigma_{x_+}(i\omega_n) = \Sigma_{x_-}(i\omega_n)$ and $\Sigma_{z_+}(i\omega_n) = \Sigma_{z_-}(i\omega_n)$, so IECs are manifested by a difference of the self-energies between the BA orbitals. We first find that $\Sigma_{x_+}(i\omega_n) \simeq \Sigma_{x_-}(i\omega_n)$ over the entire frequency range due to small t_\perp^x which results in almost negligible IECs as anticipated.

In contrast to the x_\pm components, large t_\perp^z gives rise to strong IECs in the z_\pm components. We investigate the real part $\Re \Sigma_l(i\omega_n)$ which modifies the on-site energy level of the orbital l ; see Fig. 2(e). See Supplemental Material for the imaginary part [35]. We note first that the Hartree-Fock self-energy, $\Re \Sigma_l(i\omega_\infty)$, does not modify the FS topology because $\Re \Sigma_{x_\pm}(i\omega_\infty) - \Re \Sigma_{z_\pm}(i\omega_\infty)$ is only about 0.1 eV and $\Re \Sigma_{x_+/z_+}(i\omega_\infty) = \Re \Sigma_{x_-/z_-}(i\omega_\infty)$.

In a low-frequency regime ($\omega_n \ll 10$ eV), however, $\Re \Sigma_{z_+}(i\omega_n)$ is smaller and $\Re \Sigma_{z_-}(i\omega_n)$ is larger than the value

at infinite frequency. This, in turn, shifts effectively the on-site energy levels of z_{\pm} upward (z_{-}) and downward (z_{+}) with respect to their DFT counterparts, thereby enhancing the hybridization gap. In fact, this low-energy behavior is the origin of the shifts of spectral weight and concomitant FS change seen in Fig. 2(b). Near the X point z_{-} has substantial weight in the β pocket of the noninteracting FS. Thus the large upturn of $\Re\Sigma_{z_{-}}(i\omega_n)$ as $\omega_n \rightarrow 0$ makes an upward shift in energy near the X point, leading to the change of the β pocket in CDMFT; see also Supplemental Material [35].

The physics observed here bears a close resemblance to that of VO_2 in which nonlocal correlations within dimers promote the formation of intradimer singlets with an enhanced hybridization gap à la the Heitler-London state of the Hubbard dimer [41–43].

Having analyzed the effects of IECs on the electronic structure, we below investigate how they affect superconductivity. In light of the reported signatures of spin and charge density waves in $\text{La}_3\text{Ni}_2\text{O}_7$ at ambient pressure [44–51], it may be natural to consider spin- or charge-fluctuation-mediated pairing. We have found the predominance of spin susceptibilities over charge susceptibilities, so we below focus on the spin-fluctuation-based mechanism.

A phase transition to the superconducting state occurs when the corresponding pairing susceptibility diverges, which requires numerical evaluation of the pairing vertex $\Gamma^{\text{s/t}}$ for singlet (s) or triplet (t) Cooper pairs [52, 53] (bold symbols will be used to denote vectors and matrices). The spin and charge susceptibilities ($\chi^{\text{sp/ch}}$) and the related irreducible vertices ($\Gamma^{\text{sp/ch}}$) contribute to $\Gamma^{\text{s/t}}$. Calculating frequency- and momentum-dependent $\Gamma^{\text{sp/ch}}$ and $\chi^{\text{sp/ch}}$, however, is highly nontrivial for multiorbital systems. We thus follow an idea previously employed to study cuprates, ruthenates, and iron-based superconductors [54–57]. Namely, $\Gamma^{\text{sp/ch}}$ are parametrized by effective screened intraorbital Coulomb interaction \bar{U} and Hund’s coupling \bar{J} , i.e., $\Gamma^{\text{sp/ch}} \rightarrow \bar{\Gamma}^{\text{sp/ch}}(\bar{U}, \bar{J})$ (we assume the interorbital value $\bar{U}' = \bar{U} - 2\bar{J}$). The effective vertices $\bar{\Gamma}^{\text{sp/ch}}(\bar{U}, \bar{J})$ are independent of frequency and momentum, see Supplemental Material [35]. This leads to the gap equation

$$\lambda_{\text{sc}} \Delta_{lm}(k) = -\frac{T}{2N} \sum_{q, l_1 l_1 m_1} \Gamma_{lm_1 l_1 m}^{\text{s/t}}(q) \times G_{l_1 l_2}(k-q) G_{m_1 m_2}(q-k) \Delta_{l_2 m_2}(k-q), \quad (2)$$

where λ_{sc} is the eigenvalue, $G(k)$ the (C)DMFT Green’s function, and $\Delta(k)$ the gap function. $k \equiv (\mathbf{k}, i\omega_n)$ and $q \equiv (\mathbf{q}, i\nu_n)$ with \mathbf{k} and \mathbf{q} being the crystal momentum and $\nu_n = 2n\pi/T$ the bosonic Matsubara frequency. N indicates the number of \mathbf{k} -points in the FBZ. $\Gamma_{lm_1 l_1 m}^{\text{s/t}}(q = k - k')$ describe the particle-particle scattering of electrons in orbitals (l, m) with four-momenta $(k, -k)$ to (l_1, m_1) with $(k', -k')$. The transition to the superconducting state is indicated by the maximum eigenvalue λ_{sc} reaching unity. Since $\bar{\Gamma}^{\text{sp/ch}}(\bar{U}, \bar{J})$ are more sparse in the original e_g basis than the BA basis, so

are the resulting $\chi^{\text{sp/ch}}$ and $\Gamma^{\text{s/t}}$. We therefore discuss below our results in the e_g picture.

We find the predominance of singlet over triplet pairings arising from antiferromagnetic (AFM) fluctuations. Figure 3(a) presents the resulting superconducting phase diagram for the leading singlet channel. Since we cannot pinpoint the precise magnitude of \bar{U} and \bar{J} , we scan a range of values. The vertical axis is given by the Stoner enhancement factor α_{sp} which indicates the maximum eigenvalue of $\bar{\Gamma}^{\text{sp}}(\bar{U}, \bar{J})\chi^0(\mathbf{q}, i\nu_0)$ and gauges the proximity to a magnetic instability. Here, χ^0 is the irreducible susceptibility, $\chi_{lm'l'm'}^0(q) = -\frac{T}{N} \sum_k G_{ll'}(k+q) G_{m'm}(k)$, which is the lowest-order term of the spin susceptibility, $\chi^{\text{sp}} = \chi^0[1 - \bar{\Gamma}^{\text{sp}}(\bar{U}, \bar{J})\chi^0]^{-1}$. Thus, α_{sp} is determined entirely from \bar{U} and \bar{J} , provided $\chi^0(\mathbf{q}, i\nu_0)$ is given [35]. For both DMFT and CDMFT cases, the leading pairing symmetry is always the intraorbital s -wave/interorbital $d_{x^2-y^2}$ -wave pairing in terms of the original e_g -orbital basis; see the inset of Fig. 3(a). Transforming to the BA basis, this pairing corresponds to the “ s_{\pm} -wave” where the gap changes sign between BA orbitals in neighboring FS pockets. This leading pairing symmetry is in line with many previous studies [8, 12, 13, 18, 21–23, 25]. The qualitative features of the gap functions remain unchanged over the entire parameter range while \mathbf{Q} (the crystal momentum at which the maximum eigenvalue of $\bar{\Gamma}^{\text{sp}}(\bar{U}, \bar{J})\chi^0(\mathbf{q}, i\nu_0)$ emerges) changes from $\mathbf{Q} = (\pi, 0)$ for $\bar{J}/\bar{U} \lesssim 0.06$ to an incommensurate wave vector around the M point for $\bar{J}/\bar{U} \gtrsim 0.06$ for both DMFT and CDMFT as highlighted in Fig. 3(b); see Supplemental Material for the details [35].

The most notable feature of the phase diagram presented in Fig. 3(a) is the enhanced superconducting instabilities in CDMFT compared to DMFT. This result is quite surprising because the γ pocket which disappears by IECs within our CDMFT calculation has been argued to drive the spin-fluctuation-mediated superconductivity throughout the literature [9, 13, 16, 18, 21]. It thus raises the question: What is the role of the γ pocket in the pairing?

We first find that the γ pocket has a “Janus-faced” role: It hosts both obstructive and supportive magnetic fluctuations for the singlet pairing. This can be, in fact, traced back to the behavior of $\chi_{lm'lm}^0(\mathbf{q}, i\nu_0)$ by investigating the $(l, m) = (z_+, z_+)$ and (z_+, z_-) components of the DMFT calculation in Fig. 3(b). While the γ pocket allows for small- \mathbf{q} particle-hole excitations resulting in the $\mathbf{q} = (0, 0)$ interlayer FM fluctuation $\chi_{z_+z_+z_+z_+}^0(\mathbf{q}, i\nu_0)$, the $\mathbf{q} = (\pi, 0)$ nesting between the γ and β pocket gives rise to AFM fluctuation $\chi_{z_+z_-z_+z_-}^0(\mathbf{q}, i\nu_0)$. Thus, the γ pocket promotes two different competing (i.e., FM vs. AFM) magnetic channels. Importantly, however, the FM fluctuation predominates in DMFT as clearly shown in the left panel of Fig. 3(b).

The disappearance of the γ pocket from the FS due to IECs within CDMFT results in the suppression of both channels, especially the $\chi_{z_+z_+z_+z_+}^0$ -component involving solely the γ pocket [Fig. 3(b)]. This change is more apparent from the sign of the pairing interaction. In the singlet channel, the

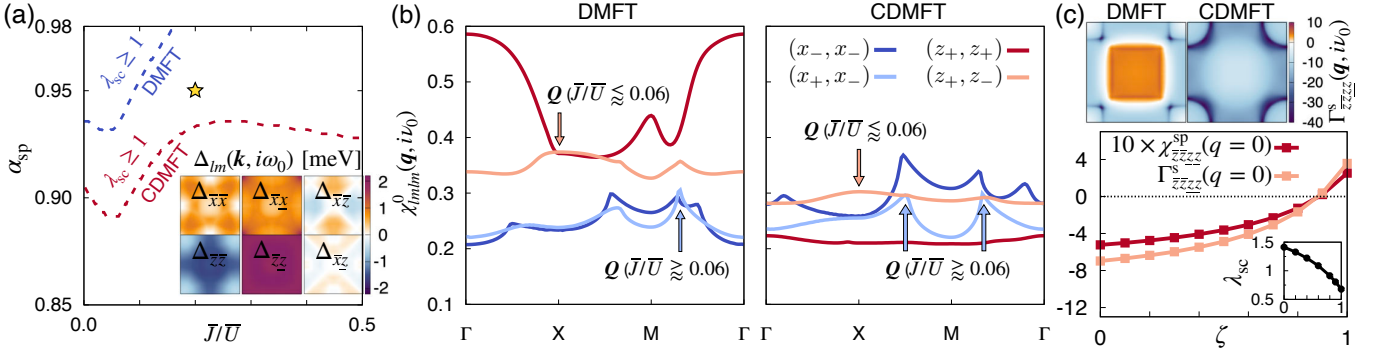


FIG. 3. (a) Superconducting phase diagram in the α_{sp} - J/\bar{U} space at $T = 1/145$ eV $\simeq 80$ K. The superconductivity sets in (i.e., $\lambda_{sc} \geq 1$) in the regions above the dashed lines; blue for the DMFT and red for the CDMFT. Inset: the CDMFT gap functions in the FBZ for the parameter set marked by the yellow star which corresponds to $\alpha_{sp} = 0.95$ and $J/\bar{U} = 0.2$. (b) The irreducible susceptibilities at the lowest bosonic frequency $\chi_{lm}^0(q, i\nu_0)$ calculated using DMFT (left) and CDMFT (right) Green's functions. Q and the associated $\chi^0(q, i\nu_0)$ components are highlighted with colored arrows. (c) Upper panel: the spin-singlet pairing interaction $\Gamma_{\bar{z}\bar{z}zz}^s(q, i\nu_0)$ between top and bottom layer z orbitals in the FBZ. Lower panel: $\chi_{\bar{z}\bar{z}zz}^{sp}(q=0)$, $\Gamma_{\bar{z}\bar{z}zz}^s(q=0)$, and λ_{sc} (inset) as a function of scaling factor ζ for DMFT $\chi_{z+z+z+z+}^0(q)$. $\alpha_{sp} = 0.95$ and $J/\bar{U} = 0.2$ for both panels.

FM fluctuation is directly manifested by a repulsive (rather than attractive) interaction $\Gamma_{\bar{z}\bar{z}zz}^s(q=0)$ [upper panel of Fig. 3(c)], which hinders the s -wave singlet Cooper pairing between \bar{z} and z orbitals. Quenching of the FM $\chi_{z+z+z+z+}^0$ as in CDMFT yields the attractive pairing interaction $\Gamma_{\bar{z}\bar{z}zz}^s$ over the entire FBZ; see Fig. 3(c). Hence, the enhanced pairing tendency in CDMFT is mainly attributed to the suppression of this FM channel upon undergoing the Lifshitz transition.

To further corroborate this argument, we analyze how the DMFT superconducting instabilities are affected by the FM fluctuation by introducing a scaling factor ζ for $\chi_{z+z+z+z+}^0(q)$. Namely, $\chi_{z+z+z+z+}^0(q)$ is rescaled to $\zeta\chi_{z+z+z+z+}^0(q)$ before constructing $\chi^{sp/ch}$ and Γ^s . Indeed, as shown in the lower panel of Fig. 3(c), the interlayer FM spin susceptibility $\chi_{\bar{z}\bar{z}zz}^{sp}(q=0)$ turns AFM with decreasing ζ followed by an attractive pairing interaction $\Gamma_{\bar{z}\bar{z}zz}^s(q=0)$ and an increase of λ_{sc} . See Supplemental Material for additional data [35]. Note also that since the γ pocket is the only FS pocket which is dispersive along the k_z direction; see e.g., [19], the disappearance of the γ pocket by IECs makes $\text{La}_3\text{Ni}_2\text{O}_7$ effectively two-dimensional.

We now turn to the question of “Why does superconductivity emerge only in the high-pressure phase?”. A useful insight is obtained from a recent experimental study which reports that pressure mainly shrinks the out-of-plane Ni-O bond length while the in-plane one is very weakly affected [58]. Thus, the main effect of pressure can be addressed with the change of t_{\perp}^z which is sensitive to the out-of-plane Ni-O bond length. Since $t_{\perp}^z \simeq -0.63$ eV at 29.5 GPa under which superconductivity emerges [6, 8, 13], a smaller magnitude of t_{\perp}^z should correspond to the lower pressure condition. In light of this observation, we investigate two different “low pressure” cases, namely $t_{\perp}^z = -0.45$ eV and $t_{\perp}^z = -0.55$ eV, using CDMFT.

In Fig. 4(a), we find that strong FM fluctuations

$\chi_{z+z+z+z+}^0(q, i\nu_0)$ emerge for the two low-pressure cases, in sharp contrast to the high-pressure result ($t_{\perp}^z \simeq -0.63$ eV) which we have already noticed in Fig. 3. Interestingly, this result may provide a plausible scenario of why $\text{La}_3\text{Ni}_2\text{O}_7$ is not superconducting in the low-pressure phase because the FM fluctuations $\chi_{z+z+z+z+}^0(q, i\nu_0)$ obstruct the singlet pairing as detailed above. Furthermore, we see from the lower panel of Fig. 4(a) that AFM $\chi_{x-x-x-x-}^0(q, i\nu_0)$ is enhanced as $|t_{\perp}^z|$ increases which should support the singlet pairing.

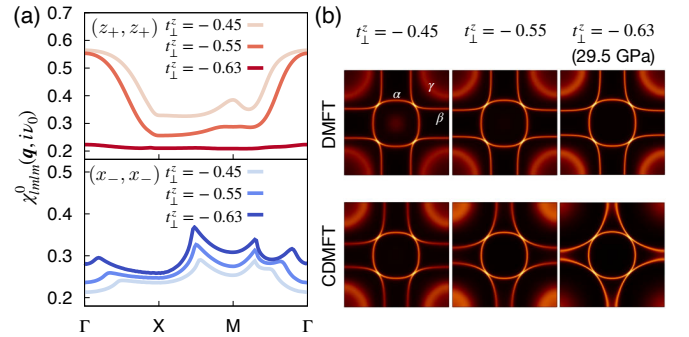


FIG. 4. (a) $\chi_{lm}^0(q, i\nu_0)$ for $(l, m) = (z+, z+)$ (upper panel) and $(l, m) = (x-, x-)$ (lower panel) calculated using CDMFT Green's functions for three different values of t_{\perp}^z (in units of eV). (b) FSs obtained from DMFT and CDMFT for the same values of t_{\perp}^z . We used $U = 3.7$ eV, $J = 0.6$ eV, and $U' = U - 2J$ for all the cases.

To trace the origin of the difference between the low-pressure ($t_{\perp}^z = -0.45$ eV and $t_{\perp}^z = -0.55$ eV) and the high-pressure ($t_{\perp}^z \simeq -0.63$ eV) cases, we investigate the corresponding CDMFT FSs [lower panels in Fig. 4(b)]. The strength of IECs is controlled by $|t_{\perp}^z|$, so the shape of the β and the γ pockets in CDMFT FS is basically the same as the DMFT FS for the smallest $|t_{\perp}^z|$ ($t_{\perp}^z = -0.45$ eV). As $|t_{\perp}^z|$ increases, however, the γ pocket gets suppressed and the β pocket becomes more diamond-shaped in CDMFT which is

consistent with the evolution of $\chi_{lm}^0(q, i\nu_0)$ presented in Fig. 4(a); see Supplemental Material for further discussion on the microscopic origin of this behavior, especially the change of the β -pocket shape [35]. At $t_{\perp}^z \simeq -0.63$ eV, the FS which we have already seen in Fig. 2(b) is realized. In contrast, the FS is almost unaffected by t_{\perp}^z in DMFT. Hence, it can be seen that the concerted effect of pressure (as modelled via t_{\perp}^z) and IECs induces the Lifshitz transition. This transition quenches the FM channel resulting in an enhancement of the singlet pairing mediated by AFM fluctuations.

We finally discuss implications of the above pressure-induced FS change for the available experimental data. Since spin or charge density waves are known to emerge in the ambient-pressure phase [44–51], direct comparison of our FS for small $|t_{\perp}^z|$ with experimental FS obtained from angle-resolved photoemission spectroscopy under ambient pressure [59] may be misleading. Rather, a tantalizing signature of the Lifshitz transition of FS is seen in the pressure dependence of Hall coefficient (R_H) [60]. While the sign of R_H is positive for the entire pressure range, a sudden drop of R_H occurs near ~ 10 GPa followed by the emergence of superconductivity [60]. Since the γ pocket is a hole-like FS [Fig. 2(d)] and is destructive for pairing, the drop of R_H and the emergence of superconductivity is quite naturally explained from our Lifshitz transition scenario. A more thorough future study is desirable.

To conclude, we have demonstrated that IECs play a critical role in the low-energy physics of $\text{La}_3\text{Ni}_2\text{O}_7$ by inducing a Lifshitz transition. The superconducting instability is found to be enhanced by this transition due to the quenching of the FM fluctuation, which may also explain why superconductivity emerges only under high pressure.

Acknowledgments. We are grateful to F. Lechermann for useful discussion. S. R. thanks Se Young Park for helpful comment on the charge self-consistency. This work is supported by the Cluster of Excellence ‘CUI: Advanced Imaging of Matter’ of the Deutsche Forschungsgemeinschaft (DFG) - EXC 2056 - project ID 390715994, by DFG priority program SPP 2244 (WE 5342/5-1 project No. 422707584) and the DFG research unit FOR 5242 (WE 5342/7-1, project No. 449119662). Calculations were done on the supercomputer Lise at NHR@ZIB as part of the NHR infrastructure under the project hhp00056.

* sryee@physnet.uni-hamburg.de

- [1] H. Sun, M. Huo, X. Hu, J. Li, Z. Liu, Y. Han, L. Tang, Z. Mao, P. Yang, B. Wang, J. Cheng, D.-X. Yao, G.-M. Zhang, and M. Wang, *Nature* **621**, 493 (2023), number: 7979 Publisher: Nature Publishing Group.
- [2] J. Hou, P. T. Yang, Z. Y. Liu, J. Y. Li, P. F. Shan, L. Ma, G. Wang, N. N. Wang, H. Z. Guo, J. P. Sun, Y. Uwatoko, M. Wang, G.-M. Zhang, B. S. Wang, and J.-G. Cheng, *Emergence of high-temperature superconducting phase in the pressurized $\text{La}_3\text{Ni}_2\text{O}_7$ crystals* (2023), arXiv:2307.09865 [cond-mat].
- [3] Y. Zhang, D. Su, Y. Huang, H. Sun, M. Huo, Z. Shan, K. Ye, Z. Yang, R. Li, M. Smidman, M. Wang, L. Jiao, and H. Yuan, *High-temperature superconductivity with zero-resistance and strange metal behavior in $\text{La}_3\text{Ni}_2\text{O}_7$* (2023), arXiv:2307.14819 [cond-mat].
- [4] G. Wang, N. Wang, J. Hou, L. Ma, L. Shi, Z. Ren, Y. Gu, X. Shen, H. Ma, P. Yang, Z. Liu, H. Guo, J. Sun, G. Zhang, J. Yan, B. Wang, Y. Uwatoko, and J. Cheng, *Pressure-induced superconductivity in the $\text{La}_3\text{Ni}_2\text{O}_7$ polycrystalline samples* (2023), arXiv:2309.17378 [cond-mat].
- [5] M. Zhang, C. Pei, Q. Wang, Y. Zhao, C. Li, W. Cao, S. Zhu, J. Wu, and Y. Qi, *Effects of Pressure and Doping on Ruddlesden-Popper phases $\text{La}_{n+1}\text{Ni}_n\text{O}_{3n+1}$* (2023), arXiv:2309.01651 [cond-mat].
- [6] Z. Luo, X. Hu, M. Wang, W. Wú, and D.-X. Yao, *Physical Review Letters* **131**, 126001 (2023), publisher: American Physical Society.
- [7] D. A. Shilenko and I. V. Leonov, *Physical Review B* **108**, 125105 (2023), publisher: American Physical Society.
- [8] Y. Gu, C. Le, Z. Yang, X. Wu, and J. Hu, *Effective model and pairing tendency in bilayer Ni-based superconductor $\text{La}_3\text{Ni}_2\text{O}_7$* (2023), arXiv:2306.07275 [cond-mat].
- [9] F. Lechermann, J. Gondolf, S. Bötzel, and I. M. Eremin, *Electronic correlations and superconducting instability in $\text{La}_3\text{Ni}_2\text{O}_7$ under high pressure* (2023), arXiv:2306.05121 [cond-mat].
- [10] Y. Zhang, L.-F. Lin, A. Moreo, and E. Dagotto, *Electronic structure, orbital-selective behavior, and magnetic tendencies in the bilayer nickelate superconductor $\text{La}_3\text{Ni}_2\text{O}_7$ under pressure* (2023), arXiv:2306.03231 [cond-mat].
- [11] Y. Cao and Y.-f. Yang, *Flat bands promoted by Hund’s rule coupling in the candidate double-layer high-temperature superconductor $\text{La}_3\text{Ni}_2\text{O}_7$* (2023), arXiv:2307.06806 [cond-mat] version: 1.
- [12] Q.-G. Yang, D. Wang, and Q.-H. Wang, *Possible s_{\pm} -wave superconductivity in $\text{La}_3\text{Ni}_2\text{O}_7$* (2023), arXiv:2306.03706 [cond-mat].
- [13] H. Sakakibara, N. Kitamine, M. Ochi, and K. Kuroki, *Possible high T_c superconductivity in $\text{La}_3\text{Ni}_2\text{O}_7$ under high pressure through manifestation of a nearly-half-filled bilayer Hubbard model* (2023), arXiv:2306.06039 [cond-mat].
- [14] R. Jiang, J. Hou, Z. Fan, Z.-J. Lang, and W. Ku, *Pressure driven screening of Ni spin results in cuprate-like high- T_c superconductivity in $\text{La}_3\text{Ni}_2\text{O}_7$* (2023), arXiv:2308.11614 [cond-mat].
- [15] L. C. Rhodes and P. Wahl, *Structural routes to stabilise superconducting $\text{La}_3\text{Ni}_2\text{O}_7$ at ambient pressure* (2023), arXiv:2309.15745 [cond-mat].
- [16] Y. Zhang, L.-F. Lin, A. Moreo, T. A. Maier, and E. Dagotto, *Trends of electronic structures and s_{\pm} -wave pairing for the rare-earth series in bilayer nickelate superconductor $R_3\text{Ni}_2\text{O}_7$* (2023), arXiv:2308.07386 [cond-mat].
- [17] B. Geisler, J. J. Hamlin, G. R. Stewart, R. G. Hennig, and P. J. Hirschfeld, *Structural transitions, octahedral rotations, and electronic properties of $A_3\text{Ni}_2\text{O}_7$ rare-earth nickelates under high pressure* (2023), arXiv:2309.15078 [cond-mat].
- [18] Y.-B. Liu, J.-W. Mei, F. Ye, W.-Q. Chen, and F. Yang, *The s_{\pm} -Wave Pairing and the Destructive Role of Apical-Oxygen Deficiencies in $\text{La}_3\text{Ni}_2\text{O}_7$ Under Pressure* (2023), arXiv:2307.10144 [cond-mat].
- [19] H. LaBollita, V. Pardo, M. R. Norman, and A. S. Botana, *Electronic structure and magnetic properties of $\text{La}_3\text{Ni}_2\text{O}_7$ under pressure* (2023), arXiv:2309.17279 [cond-mat].
- [20] H. Sakakibara, M. Ochi, H. Nagata, Y. Ueki, H. Sakurai,

- R. Matsumoto, K. Terashima, K. Hirose, H. Ohta, M. Kato, Y. Takano, and K. Kuroki, **Theoretical analysis on the possibility of superconductivity in a trilayer Ruddlesden-Popper nickelate $\text{La}_4\text{Ni}_3\text{O}_{10}$ under pressure and its experimental examination: comparison with $\text{La}_3\text{Ni}_2\text{O}_7$** (2023), arXiv:2309.09462 [cond-mat].
- [21] Y. Zhang, L.-F. Lin, A. Moreo, T. A. Maier, and E. Dagotto, **Structural phase transition, s_{\pm} -wave pairing and magnetic stripe order in the bilayered nickelate superconductor $\text{La}_3\text{Ni}_2\text{O}_7$ under pressure** (2023), arXiv:2307.15276 [cond-mat].
- [22] H. Oh and Y.-H. Zhang, **Type II t-J model and shared antiferromagnetic spin coupling from Hund's rule in superconducting $\text{La}_3\text{Ni}_2\text{O}_7$** (2023), arXiv:2307.15706 [cond-mat].
- [23] Z. Liao, L. Chen, G. Duan, Y. Wang, C. Liu, R. Yu, and Q. Si, **Electron correlations and superconductivity in $\text{La}_3\text{Ni}_2\text{O}_7$ under pressure tuning** (2023), arXiv:2307.16697 [cond-mat].
- [24] Q. Qin and Y.-f. Yang, **High- T_c superconductivity by mobilizing local spin singlets and possible route to higher T_c in pressurized $\text{La}_3\text{Ni}_2\text{O}_7$** (2023), arXiv:2308.09044 [cond-mat].
- [25] C. Lu, Z. Pan, F. Yang, and C. Wu, **Interlayer Coupling Driven High-Temperature Superconductivity in $\text{La}_3\text{Ni}_2\text{O}_7$ Under Pressure** (2023), arXiv:2307.14965 [cond-mat].
- [26] Y.-H. Tian, Y. Chen, J.-M. Wang, R.-Q. He, and Z.-Y. Lu, **Correlation Effects and Concomitant Two-Orbital s_{\pm} -Wave Superconductivity in $\text{La}_3\text{Ni}_2\text{O}_7$ under High Pressure** (2023), arXiv:2308.09698 [cond-mat].
- [27] D.-C. Lu, M. Li, Z.-Y. Zeng, W. Hou, J. Wang, F. Yang, and Y.-Z. You, **Superconductivity from Doping Symmetric Mass Generation Insulators: Application to $\text{La}_3\text{Ni}_2\text{O}_7$ under Pressure** (2023), arXiv:2308.11195 [cond-mat].
- [28] H. Lange, L. Homeier, E. Demler, U. Schollwöck, F. Grusdt, and A. Bohrdt, **Feshbach resonance in a strongly repulsive bilayer model: a possible scenario for bilayer nickelate superconductors** (2023), arXiv:2309.15843 [cond-mat].
- [29] W. Wú, Z. Luo, D.-X. Yao, and M. Wang, **Charge Transfer and Zhang-Rice Singlet Bands in the Nickelate Superconductor $\text{La}_3\text{Ni}_2\text{O}_7$ under Pressure** (2023), arXiv:2307.05662 [cond-mat].
- [30] A. I. Lichtenstein and M. I. Katsnelson, **Physical Review B** **62**, R9283 (2000).
- [31] G. Kotliar, S. Y. Savrasov, G. Pálsson, and G. Biroli, **Physical Review Letters** **87**, 186401 (2001), publisher: American Physical Society.
- [32] T. Maier, M. Jarrell, T. Pruschke, and M. H. Hettler, **Reviews of Modern Physics** **77**, 1027 (2005).
- [33] K. Momma and F. Izumi, **Journal of Applied Crystallography** **44**, 1272 (2011).
- [34] V. Christiansson, F. Petocchi, and P. Werner, **Correlated electronic structure of $\text{La}_3\text{Ni}_2\text{O}_7$ under pressure** (2023), arXiv:2306.07931 [cond-mat].
- [35] See Supplemental Material for additional data and discussion, which includes Refs. [7–9, 34, 36, 52–59, 61–81].
- [36] E. Gull, A. J. Millis, A. I. Lichtenstein, A. N. Rubtsov, M. Troyer, and P. Werner, **Rev. Mod. Phys.** **83**, 349 (2011).
- [37] C. Melnick, P. Sémon, K. Yu, N. D'Imperio, A.-M. Tremblay, and G. Kotliar, **Computer Physics Communications** **267**, 108075 (2021).
- [38] A. Georges, G. Kotliar, W. Krauth, and M. J. Rozenberg, **Rev. Mod. Phys.** **68**, 13 (1996).
- [39] M. Jarrell and J. Gubernatis, **Physics Reports** **269**, 133 (1996).
- [40] D. Bergeron and A.-M. S. Tremblay, **Phys. Rev. E** **94**, 023303 (2016).
- [41] S. Biermann, A. Poteryaev, A. I. Lichtenstein, and A. Georges, **Physical Review Letters** **94**, 026404 (2005), publisher: American Physical Society.
- [42] J. M. Tomczak, F. Aryasetiawan, and S. Biermann, **Physical Review B** **78**, 115103 (2008), publisher: American Physical Society.
- [43] W. Brito, M. Aguiar, K. Haule, and G. Kotliar, **Physical Review Letters** **117**, 056402 (2016), publisher: American Physical Society.
- [44] Z. Zhang, M. Greenblatt, and J. B. Goodenough, **Journal of Solid State Chemistry** **108**, 402 (1994).
- [45] S. Taniguchi, T. Nishikawa, Y. Yasui, Y. Kobayashi, J. Takeda, S.-i. Shamoto, and M. Sato, **Journal of the Physical Society of Japan** **64**, 1644 (1995), publisher: The Physical Society of Japan.
- [46] G. Wu, J. J. Neumeier, and M. F. Hundley, **Physical Review B** **63**, 245120 (2001), publisher: American Physical Society.
- [47] C. D. Ling, D. N. Argyriou, G. Wu, and J. J. Neumeier, **Journal of Solid State Chemistry** **152**, 517 (2000).
- [48] Z. Liu, H. Sun, M. Huo, X. Ma, Y. Ji, E. Yi, L. Li, H. Liu, J. Yu, Z. Zhang, Z. Chen, F. Liang, H. Dong, H. Guo, D. Zhong, B. Shen, S. Li, and M. Wang, **Science China Physics, Mechanics & Astronomy** **66**, 217411 (2022).
- [49] K. Chen, X. Liu, J. Jiao, M. Zou, Y. Luo, Q. Wu, N. Zhang, Y. Guo, and L. Shu, **Evidence of spin density waves in $\text{la}_3\text{ni}_2\text{o}_7-\delta$** (2023), arXiv:2311.15717 [cond-mat.str-el].
- [50] Z. Dan, Y. Zhou, M. Huo, Y. Wang, L. Nie, M. Wang, T. Wu, and X. Chen, **Spin-density-wave transition in double-layer nickelate $\text{la}_3\text{ni}_2\text{o}_7$** (2024), arXiv:2402.03952 [cond-mat.supr-con].
- [51] X. Chen, J. Choi, Z. Jiang, J. Mei, K. Jiang, J. Li, S. Agrestini, M. Garcia-Fernandez, X. Huang, H. Sun, D. Shen, M. Wang, J. Hu, Y. Lu, K.-J. Zhou, and D. Feng, **Electronic and magnetic excitations in $\text{la}_3\text{ni}_2\text{o}_7$** (2024), arXiv:2401.12657 [cond-mat.supr-con].
- [52] N. E. Bickers, in **Theoretical Methods for Strongly Correlated Electrons**, CRM Series in Mathematical Physics, edited by D. Sénéchal, A.-M. Tremblay, and C. Bourbonnais (Springer, New York, NY, 2004) pp. 237–296.
- [53] G. Rohringer, H. Hafermann, A. Toschi, A. Katanin, A. Antipov, M. Katsnelson, A. Lichtenstein, A. Rubtsov, and K. Held, **Reviews of Modern Physics** **90**, 025003 (2018), publisher: American Physical Society.
- [54] T. A. Maier, M. Jarrell, and D. J. Scalapino, **Physical Review B** **75**, 134519 (2007), publisher: American Physical Society.
- [55] R. Nourafkan, G. Kotliar, and A.-M. Tremblay, **Physical Review Letters** **117**, 137001 (2016), publisher: American Physical Society.
- [56] O. Gingras, R. Nourafkan, A.-M. S. Tremblay, and M. Côté, **Physical Review Letters** **123**, 217005 (2019), publisher: American Physical Society.
- [57] S. Käser, H. U. R. Strand, N. Wentzell, A. Georges, O. Parcollet, and P. Hansmann, **Physical Review B** **105**, 155101 (2022), publisher: American Physical Society.
- [58] L. Wang, Y. Li, S. Xie, F. Liu, H. Sun, C. Huang, Y. Gao, T. Nakagawa, B. Fu, B. Dong, Z. Cao, R. Yu, S. I. Kawaguchi, H. Kadobayashi, M. Wang, C. Jin, H. Kwang Mao, and H. Liu, **Structure responsible for the superconducting state in $\text{la}_3\text{ni}_2\text{o}_7$ at high pressure and low temperature conditions** (2023), arXiv:2311.09186 [cond-mat.supr-con].
- [59] J. Yang, H. Sun, X. Hu, Y. Xie, T. Miao, H. Luo, H. Chen, B. Liang, W. Zhu, G. Qu, C.-Q. Chen, M. Huo, Y. Huang, S. Zhang, F. Zhang, F. Yang, Z. Wang, Q. Peng, H. Mao, G. Liu, Z. Xu, T. Qian, D.-X. Yao, M. Wang, L. Zhao, and X. J. Zhou, **Orbital-Dependent Electron Correlation in Double-Layer Nick-**

- elate $\text{La}_3\text{Ni}_2\text{O}_7$ (2023), arXiv:2309.01148 [cond-mat].
- [60] Y. Zhou, J. Guo, S. Cai, H. Sun, P. Wang, J. Zhao, J. Han, X. Chen, Q. Wu, Y. Ding, M. Wang, T. Xiang, H. kwang Mao, and L. Sun, Evidence of filamentary superconductivity in pressurized $\text{La}_3\text{Ni}_2\text{O}_7$ single crystals (2023), arXiv:2311.12361 [cond-mat.supr-con].
- [61] Z. Liu, M. Huo, J. Li, Q. Li, Y. Liu, Y. Dai, X. Zhou, J. Hao, Y. Lu, M. Wang, and H.-H. Wen, **Electronic correlations and energy gap in the bilayer nickelate $\text{La}_3\text{Ni}_2\text{O}_7$** (2023), arXiv:2307.02950 [cond-mat].
- [62] J. Mravlje, M. Aichhorn, T. Miyake, K. Haule, G. Kotliar, and A. Georges, **Physical Review Letters** **106**, 096401 (2011), publisher: American Physical Society.
- [63] S. Ryee, M. J. Han, and S. Choi, **Physical Review Letters** **126**, 206401 (2021), publisher: American Physical Society.
- [64] S. Ryee, S. Choi, and M. J. Han, **Physical Review Research** **5**, 033134 (2023), publisher: American Physical Society.
- [65] T. Ayril, S. Biermann, and P. Werner, **Physical Review B** **87**, 125149 (2013), publisher: American Physical Society.
- [66] M. Schüler, M. Rösner, T. O. Wehling, A. I. Lichtenstein, and M. I. Katsnelson, **Physical Review Letters** **111**, 036601 (2013), publisher: American Physical Society.
- [67] E. G. C. P. van Loon, M. Schüler, M. I. Katsnelson, and T. O. Wehling, **Physical Review B** **94**, 165141 (2016), publisher: American Physical Society.
- [68] F. Nilsson, L. Boehnke, P. Werner, and F. Aryasetiawan, **Physical Review Materials** **1**, 043803 (2017), publisher: American Physical Society.
- [69] S. Ryee, P. Sémon, M. J. Han, and S. Choi, **npj Quantum Materials** **5**, 1 (2020), number: 1 Publisher: Nature Publishing Group.
- [70] A. H. Nevidomskyy and P. Coleman, **Physical Review Letters** **103**, 147205 (2009), publisher: American Physical Society.
- [71] Z. P. Yin, K. Haule, and G. Kotliar, **Physical Review B** **86**, 195141 (2012), publisher: American Physical Society.
- [72] A. Georges, L. d. Medici, and J. Mravlje, **Annual Review of Condensed Matter Physics** **4**, 137 (2013).
- [73] C. Aron and G. Kotliar, **Physical Review B** **91**, 041110 (2015), publisher: American Physical Society.
- [74] S. Ryee and T. O. Wehling, **Nano Letters** **23**, 573 (2023), <https://doi.org/10.1021/acs.nanolett.2c04169>.
- [75] J. Li, M. Wallerberger, N. Chikano, C.-N. Yeh, E. Gull, and H. Shinaoka, **Phys. Rev. B** **101**, 035144 (2020), arxiv:1908.07575.
- [76] N. Witt, E. G. C. P. van Loon, T. Nomoto, R. Arita, and T. O. Wehling, **Physical Review B** **103**, 205148 (2021), publisher: American Physical Society.
- [77] N. Witt, J. M. Pizarro, J. Berges, T. Nomoto, R. Arita, and T. O. Wehling, **Physical Review B** **105**, L241109 (2022).
- [78] N. Witt, L. Si, J. M. Tomczak, K. Held, and T. Wehling, **No superconductivity in $\text{Pb}_9\text{Cu}_1(\text{PO}_4)_6\text{O}$ found in orbital and spin fluctuation exchange calculations** (2023), arXiv:2308.07261.
- [79] H. Shinaoka, J. Otsuki, M. Ohzeki, and K. Yoshimi, **Physical Review B** **96**, 035147 (2017).
- [80] H. Shinaoka, N. Chikano, E. Gull, J. Li, T. Nomoto, J. Otsuki, M. Wallerberger, T. Wang, and K. Yoshimi, **SciPost Physics Lecture Notes** **10.21468/scipostphyslectnotes.63** (2022).
- [81] M. Wallerberger, S. Badr, S. Hoshino, S. Huber, F. Kakizawa, T. Koretsune, Y. Nagai, K. Nogaki, T. Nomoto, H. Mori, J. Otsuki, S. Ozaki, T. Plaikner, R. Sakurai, C. Vogel, N. Witt, K. Yoshimi, and H. Shinaoka, **SoftwareX** **21**, 101266 (2023).

Supplemental Material for “Quenched pair breaking by interlayer correlations as a key to superconductivity in $\text{La}_3\text{Ni}_2\text{O}_7$ ”

Siheon Ryee,^{1,*} Niklas Witt,^{1,2} and Tim O. Wehling^{1,2}

¹*Institute of Theoretical Physics, University of Hamburg, Notkestrasse 9, 22607 Hamburg, Germany*

²*The Hamburg Centre for Ultrafast Imaging, Luruper Chaussee 149, 22761 Hamburg, Germany*

CONTENTS

SM1. Microscopic model	S2
SM2. Imaginary part of the CDMFT self-energy	S2
SM3. Influence of different onsite interaction parameters on the Fermi surface	S2
SM4. Influence of interlayer density-density interaction V	S3
SM5. Influence of Hund’s coupling J	S4
SM6. Mimicking charge-self-consistent DFT+(C)DMFT	S5
SM7. Why the β Fermi-surface pocket becomes more diamond-shaped with pressure	S5
SM8. How nesting of the β Fermi-surface pocket is affected by interlayer correlations	S7
SM9. Gap equation	S8
A. Pairing interactions	S8
B. Approximations for the pairing interactions and the resulting gap equation	S9
C. Solving the gap equation using the intermediate representation basis	S10
SM10. Mapping of interaction values to Stoner enhancement factors	S10
SM11. Additional data: Structure of pairing vertex and dominant gap function	S12
SM12. Additional data: The critical role of FM $\chi_{z_+z_+z_+z_+}^0(q)$ in the singlet pairing	S12
References	S13

* sryee@physnet.uni-hamburg.de

SM1. MICROSCOPIC MODEL

We consider a Hamiltonian on the bilayer square lattice: $\mathcal{H} = H_0 + H_{\text{int}}$. Here, H_0 is a tight-binding term describing the noninteracting band structure, which reads

$$H_0 = \sum_{il,jm,\sigma} t_{il,jm} d_{il\sigma}^\dagger d_{jm,\sigma}, \quad (\text{S1})$$

where $d_{il,\sigma}^\dagger$ ($d_{jm,\sigma}$) is the electron creation (annihilation) operator for site i, j of the bilayer square lattice, spin $\sigma \in \{\uparrow, \downarrow\}$, and orbital $l, m \in \{\bar{\eta}, \eta\}$ where $\bar{\eta}$ and η represent Ni- e_g orbitals $\eta \in \{x^2 - y^2, z^2\}$ in the top and bottom layers, respectively. We simply denote $x^2 - y^2$ by x and z^2 by z . $\{t_{il,jm}\}$ are the hopping amplitudes for which we use values obtained from the maximally localized Wannier function (MLWF) description of the DFT result for $\text{La}_3\text{Ni}_2\text{O}_7$ under high pressure (29.5 GPa) [S1]. Note in particular that $t_\perp^\eta \equiv t_{i\bar{\eta},i\eta} = t_{i\eta,i\bar{\eta}}$ with $t_\perp^x = -0.049$ eV and $t_\perp^z = -0.628$ eV [S1]. The band dispersion of H_0 is presented in Fig. 2(c) in the main text. H_{int} is the onsite interaction term given by the standard Kanamori form

$$H_{\text{int}} = \frac{1}{2} \sum_{i,l,m',m'l',\sigma\sigma'} \mathcal{U}_{lm'm'l'}^{\sigma\sigma'} d_{il\sigma}^\dagger d_{il'\sigma'}^\dagger d_{im'\sigma'} d_{im\sigma}, \quad (\text{S2})$$

where $l, l', m, m' \in \{\bar{x}, \bar{z}, \underline{x}, \underline{z}\}$. $\mathcal{U}_{lm'm'l'}^{\sigma\sigma'}$ is nonzero only for $U \equiv \mathcal{U}_{\bar{\eta}\bar{\eta}\bar{\eta}\bar{\eta}}^{\sigma\sigma} = \mathcal{U}_{\bar{\eta}\bar{\eta}\eta\eta}^{\sigma-\sigma} = \mathcal{U}_{\eta\eta\eta\eta}^{\sigma\sigma} = \mathcal{U}_{\eta\eta\eta\eta}^{\sigma-\sigma}$, $U' \equiv \mathcal{U}_{\bar{\eta}\eta'\bar{\eta}\eta'}^{\sigma\sigma} = \mathcal{U}_{\bar{\eta}\eta'\eta\eta'}^{\sigma-\sigma} = \mathcal{U}_{\eta\eta'\eta\eta'}^{\sigma\sigma} = \mathcal{U}_{\eta\eta'\eta\eta'}^{\sigma-\sigma}$, and $J \equiv \mathcal{U}_{\bar{\eta}\eta'\bar{\eta}'\bar{\eta}}^{\sigma\sigma} = \mathcal{U}_{\bar{\eta}\eta'\eta'\bar{\eta}}^{\sigma-\sigma} = \mathcal{U}_{\eta\eta'\eta'\bar{\eta}}^{\sigma\sigma} = \mathcal{U}_{\eta\eta'\eta'\bar{\eta}}^{\sigma-\sigma} = \mathcal{U}_{\eta\eta'\eta'\eta}^{\sigma\sigma} = \mathcal{U}_{\eta\eta'\eta'\eta}^{\sigma-\sigma} = \mathcal{U}_{\eta\eta'\eta'\eta'}^{\sigma\sigma} = \mathcal{U}_{\eta\eta'\eta'\eta'}^{\sigma-\sigma}$ ($\eta \neq \eta'$). We take $U = 3.7$, $J = 0.6$ eV, and $U' = U - 2J$ by taking *ab initio* estimates for the e_g MLWF model [S2].

To mitigate the Monte Carlo sign problem of the two-site cluster impurity, we solve the model in a bonding-antibonding (BA) basis in which the electron annihilation operator $\tilde{d}_{i\eta\pm\sigma}$ is defined as the symmetric (+) and antisymmetric (−) combinations of the top and bottom layer e_g orbital operators:

$$\begin{pmatrix} \tilde{d}_{i\bar{x}+\sigma} \\ \tilde{d}_{i\bar{z}+\sigma} \\ \tilde{d}_{i\underline{x}-\sigma} \\ \tilde{d}_{i\underline{z}-\sigma} \end{pmatrix} = \mathbf{A} \begin{pmatrix} d_{i\bar{x}\sigma} \\ d_{i\bar{z}\sigma} \\ d_{i\underline{x}\sigma} \\ d_{i\underline{z}\sigma} \end{pmatrix} = \frac{1}{\sqrt{2}} \begin{pmatrix} 1 & 0 & 1 & 0 \\ 0 & 1 & 0 & 1 \\ 1 & 0 & -1 & 0 \\ 0 & 1 & 0 & -1 \end{pmatrix} \begin{pmatrix} d_{i\bar{x}\sigma} \\ d_{i\bar{z}\sigma} \\ d_{i\underline{x}\sigma} \\ d_{i\underline{z}\sigma} \end{pmatrix}, \text{ where } \mathbf{A} = \frac{1}{\sqrt{2}} \begin{pmatrix} 1 & 0 & 1 & 0 \\ 0 & 1 & 0 & 1 \\ 1 & 0 & -1 & 0 \\ 0 & 1 & 0 & -1 \end{pmatrix}. \quad (\text{S3})$$

Under this basis transformation, H_0 and H_{int} are rewritten as

$$H_0 = \sum_{il,jm,\sigma} \left(\sum_{l_1,m_1} t_{il_1,jm_1} A_{l_1l} A_{m_1m}^* \right) \tilde{d}_{il\sigma}^\dagger \tilde{d}_{jm,\sigma}, \quad (\text{S4})$$

$$H_{\text{int}} = \frac{1}{2} \sum_{i,l,m',m'l',\sigma\sigma'} \left(\sum_{l_1,m_2,m_1,l_2} \mathcal{U}_{l_1m_2m_1l_2}^{\sigma\sigma'} A_{l_1l} A_{l_2l'} A_{m_1m}^* A_{m_2m'}^* \right) \tilde{d}_{il\sigma}^\dagger \tilde{d}_{il'\sigma'}^\dagger \tilde{d}_{im'\sigma'} \tilde{d}_{im\sigma}. \quad (\text{S5})$$

The transformed Coulomb interaction tensor to the BA basis, namely $\tilde{\mathcal{U}}_{lm'm'l'}^{\sigma\sigma'} = \sum_{l_1,m_2,m_1,l_2} \mathcal{U}_{l_1m_2m_1l_2}^{\sigma\sigma'} A_{l_1l} A_{l_2l'} A_{m_1m}^* A_{m_2m'}^*$, has in general nonzero four-index elements. While the four-index terms cause the Monte Carlo sign problem, it is actually largely alleviated in the BA basis compared to the e_g basis thanks to the orbital-diagonal hybridization function.

SM2. IMAGINARY PART OF THE CDMFT SELF-ENERGY

The imaginary part of the CDMFT self-energy, $\Im\Sigma_l(i\omega_n)$ is presented in Fig. S1. Noticeable is the strong orbital dependence of $\Im\Sigma_l(i\omega_n)$: the z_\pm components are more correlated than the x_\pm , i.e., $|\Im\Sigma_{z_\pm}(i\omega_n)| > |\Im\Sigma_{x_\pm}(i\omega_n)|$. The result is qualitatively consistent with the available experimental data on the ambient-pressure structure of $\text{La}_3\text{Ni}_2\text{O}_7$ [S3, S4]. The origin is traced back to the resulting electron occupation of the \bar{z} and \underline{z} orbitals ($\langle n_{\bar{z}} \rangle = \langle n_{\underline{z}} \rangle \simeq 0.93$) being much closer to half filling than the \bar{x} and \underline{x} ($\langle n_{\bar{x}} \rangle = \langle n_{\underline{x}} \rangle \simeq 0.57$). The IECs between \bar{z} and \underline{z} orbitals further differentiate z_+ and z_- , namely $|\Im\Sigma_{z_-}(i\omega_n)| > |\Im\Sigma_{z_+}(i\omega_n)|$, leading to a larger mass enhancement m^*/m_{DFT} (m_{DFT} is the bare DFT mass) in the z_- component. The mass enhancements directly extracted from $\Im\Sigma_l(i\omega_n)$ using fourth-order polynomial fitting [S5–S7] are $m^*/m_{\text{DFT}} \simeq 2.8$ for z_+ and 5.1 for z_- . On the other hand, $m^*/m_{\text{DFT}} \approx 2$ for both weaker-correlated x_+ and x_- orbitals.

SM3. INFLUENCE OF DIFFERENT ONSITE INTERACTION PARAMETERS ON THE FERMI SURFACE

We have used *ab initio* estimate of U ($U = 3.7$ eV) and J ($J = 0.6$ eV) obtained from the constrained random phase approximation (cRPA) [S2] for our presentation in the main text. Since we have neglected i) frequency dependence of U and

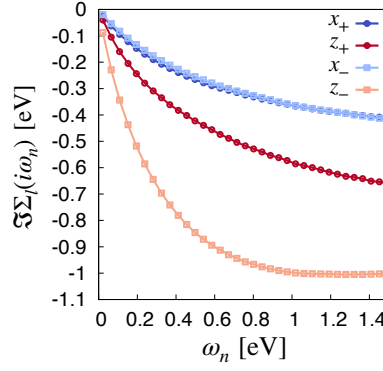


FIG. S1. The imaginary part of the CDMFT self-energy on the Matsubara frequency axis.

J by using their static limits and ii) spatially long-ranged Coulomb tails by taking only onsite values, it would be necessary to check how the low-energy electronic structure is affected by different values of U and J . Here, we change U and keep the ratio J/U fixed.

We present the calculated FSs in Fig. S2. As is expected, the strength of IECs increases with U and J . Namely, the γ pocket at the M point gets suppressed and the β pocket becomes more diamond-shaped with increasing U and J in CDMFT results. On the other hand, we find no appreciable change within DMFT in which only onsite electronic correlations are taken into account. In any case, we find that in a reasonable range around the cRPA estimates IECs significantly modify the FS making the γ pocket largely suppressed.

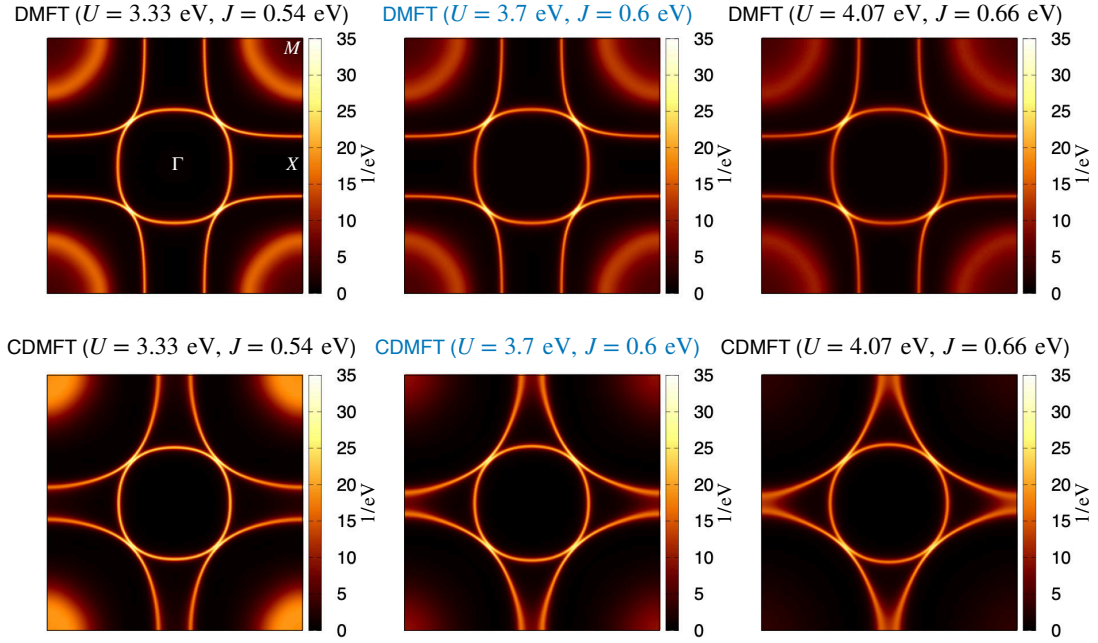


FIG. S2. The calculated FSs by DMFT (top panels) and CDMFT (bottom panel) for different interaction parameters. The FSs are approximated to $-\sum_{lm} \delta_{lm} \Im G_{lm}(\mathbf{k}, i\omega_0)$ where $l, m \in \{x_+, z_+, x_-, z_-\}$. The FSs in the middle panels are obtained from the *ab initio* interaction parameters as discussed in the main text. $U' = U - 2J$ for all the sets.

SM4. INFLUENCE OF INTERLAYER DENSITY-DENSITY INTERACTION V

Using the BA basis for CDMFT calculations, the nearest-neighbor interlayer interactions can be addressed on the same footing as onsite interactions (U and J) without invoking further computational complexity. In light of this, we here consider the effects

of density-density interaction V within CDMFT by introducing an additional term H_V to our Hamiltonian. H_V reads

$$\begin{aligned}
 H_V &= \sum_{\eta, \eta' \in \{x, z\}}^{i\sigma\sigma'} V d_{i\eta\sigma}^\dagger d_{i\eta'\sigma'}^\dagger d_{i\eta'\sigma} d_{i\eta\sigma} \quad (e_g \text{ basis}) \\
 &= \sum_{l, m \in \{x_+, z_+, x_-, z_-\}}^{i\sigma\sigma'} \left(\sum_{\eta, \eta' \in \{x, z\}} V A_{\eta l} A_{\eta' m} A_{\eta l}^* A_{\eta' m}^* \right) \tilde{d}_{il\sigma}^\dagger \tilde{d}_{im\sigma'}^\dagger \tilde{d}_{im\sigma} \tilde{d}_{il\sigma} \quad (\text{BA basis}).
 \end{aligned} \tag{S6}$$

We use the cRPA estimate of V : $V = 0.5$ eV [S2].

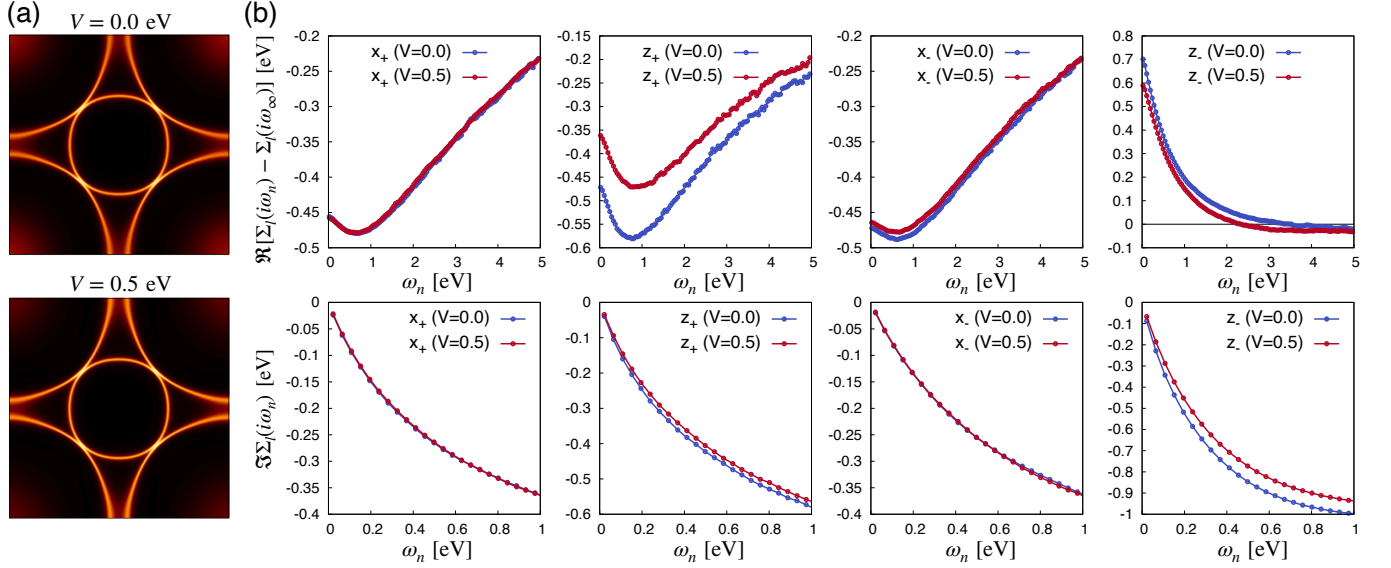


FIG. S3. (a) The calculated FSs by CDMFT for $V = 0$ (top) and $V = 0.5$ eV (bottom). (b) The real (top) and imaginary (bottom) parts of the CDMFT self-energies. $U = 3.7$ eV, $J = 0.6$ eV, and $U' = U - 2J = 2.5$ eV.

Figure S3 presents the FS and the self-energy calculated by CDMFT with $V = 0.5$ eV. For comparison, we also show the results with $V = 0$. We first find that the FS is basically unaffected by V , although V slightly suppresses the γ pocket at the M point. This minor difference can be traced back to the small difference in the real part of the self-energy [upper panels in Fig. S3(b)]. For all orbital characters, the effect of V induces at most a ~ 0.1 eV decrease in the magnitude of the real part. Note that for comparison of the two cases on the same footing, we subtracted the infinite-frequency Hartree-Fock self-energy from the real part. We also find basically negligible modifications in the imaginary part of the self-energy [lower panels in Fig. S3(b)], albeit them being systematically decreased in magnitude by V . We can ascribe these suppressed real and imaginary parts of the self-energy in the finite V case to the generic effect of V which reduces the “effective” onsite interaction strength by screening [S8–S12]. At any rate, these small changes in the FS and the self-energy legitimately allow us to employ only onsite interactions as we did in the present paper.

SM5. INFLUENCE OF HUND’S COUPLING J

Since $\text{La}_3\text{Ni}_2\text{O}_7$ realizes a multiorbital system, it would be informative to investigate how Hund’s coupling J affects the low-energy physics. Figure S4 presents the effect of J on the imaginary part of the CDMFT self-energy. Interestingly, the magnitude of $\Im\Sigma_l(i\omega_n)$ increases for all the orbital character once we turn on J . Thus, the system becomes more correlated by J , which in this sense can be identified as a “Hund’s metal” [S13]. This is because the formation of large local spin moments promoted by Hund’s coupling suppresses Kondo screening, thereby prohibiting the emergence of long-lived quasiparticles [S7, S13–S17]. We also find a strong orbital dependence of $\Im\Sigma_l(i\omega_n)$ for both $J = 0$ and $J = 0.6$ eV (the *ab initio* estimate) due to the fact that the electron occupation of the \bar{z} and \underline{z} orbitals is much closer to half filling than that of the \bar{x} and \underline{x} orbitals in both cases. The redistribution of electron filling by turning on J is found to be almost negligible in this system.

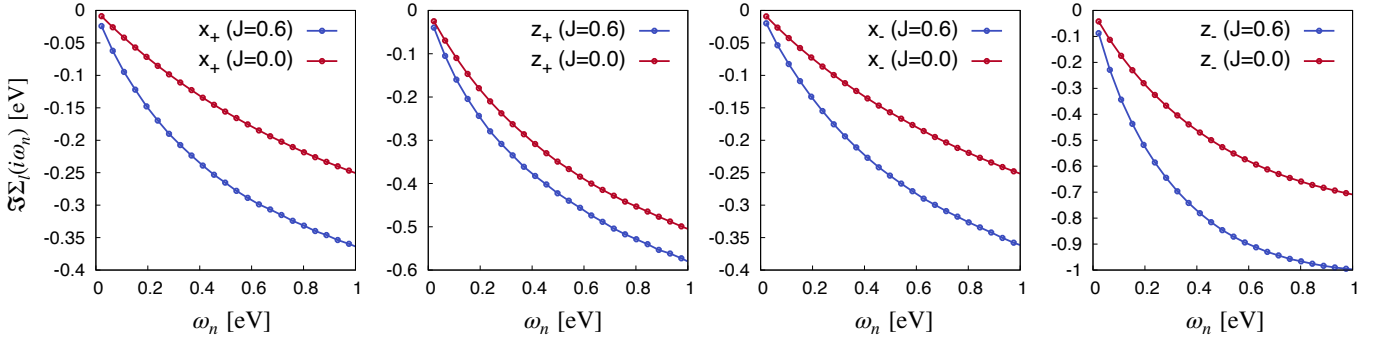


FIG. S4. The imaginary parts of the CDMFT self-energies for $J = 0.6$ eV (blue) and $J = 0.0$ eV (red). $U = 3.7$ eV and $U' = U - 2J$ for both cases.

SM6. MIMICKING CHARGE-SELF-CONSISTENT DFT+(C)DMFT

In this paper, we have addressed the (C)DMFT results to the *ab initio* lattice model derived from DFT as defined in Sec. SM1. We here argue that charge self-consistency in the spirit of DFT+(C)DMFT may not affect the findings of our paper.

To mimic the charge self-consistency in the low-energy lattice model $\mathcal{H} = H_0 + H_{\text{int}}$, we here resort to a strategy by noting that a redistribution of electrons by (C)DMFT modifies a charge-density profile $\rho(\mathbf{r})$ and the resulting local electron occupation, from which the subsequent DFT would result in new on-site energy levels of x and z orbitals for the kinetic part H_0 . In short, we iterate (C)DMFT calculations for the updated H_0 , which we call \tilde{H}_0 in which the on-site energy levels ($\varepsilon_{x/z}$) are adjusted such that the noninteracting electron occupation ($\langle n_{x/z} \rangle_0$) is equal to the self-consistently determined (C)DMFT occupation ($\langle n_{x/z} \rangle_{(\text{C})\text{DMFT}}$) of the previous iteration; see Fig. S5(a).

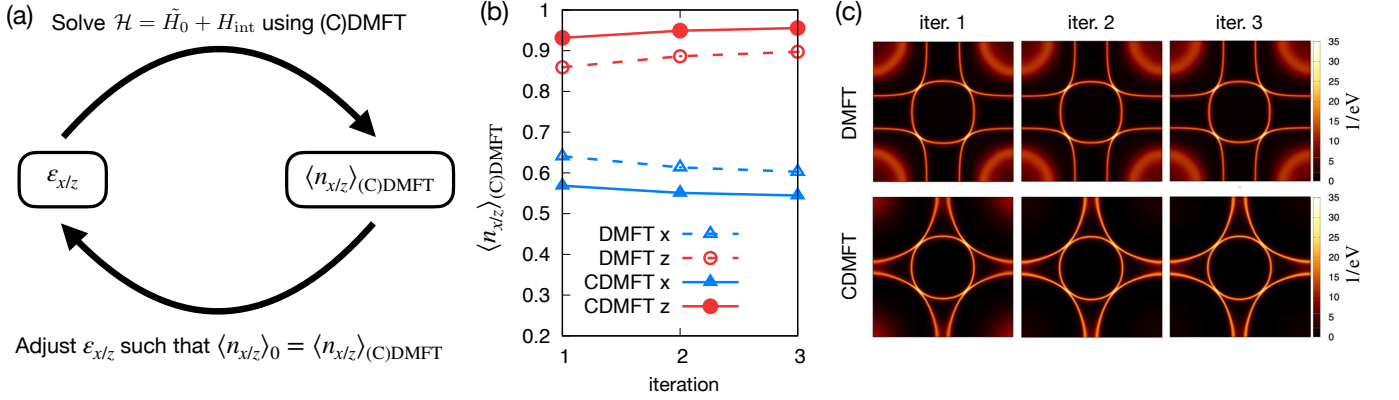


FIG. S5. (a) Schematic of mimicking DFT+(C)DMFT charge self-consistency by adjusting the on-site energy levels ($\varepsilon_{x/z}$) for top and bottom layer x and z orbitals. (b) The (C)DMFT electron occupation $\langle n_{x/z} \rangle_{(\text{C})\text{DMFT}}$ as a function of iteration steps. (c) The resulting (C)DMFT FSs for each iteration step. The FSs in Iteration 1 correspond to the (C)DMFT results presented throughout this paper.

Figure S5(b) presents $\langle n_{x/z} \rangle_{(\text{C})\text{DMFT}}$ as a function of the iteration step. Note that iteration 1 corresponds to the (C)DMFT result which we have discussed throughout the paper. We find that $\langle n_{x/z} \rangle_{(\text{C})\text{DMFT}}$ almost converges at the third iteration, albeit $\langle n_{x/z} \rangle_{(\text{C})\text{DMFT}}$ does not change significantly during the iteration. Most importantly, FS remains almost unchanged [Fig. S5(c)], which validates (C)DMFT approach employed in this paper. Indeed, our DMFT FS is consistent with the charge-self-consistent DFT+DMFT results reported in Refs. [S18, S19].

SM7. WHY THE β FERMI-SURFACE POCKET BECOMES MORE DIAMOND-SHAPED WITH PRESSURE

To model lower pressure cases, we look at a recent experimental study on the evolution of Ni-O bond length as a function of pressure [S20]. Here, it is reported that pressure mainly shrinks the out-of-plane Ni-O bond length while the in-plane one is very weakly affected [S20]. Thus, the main effect of pressure can be addressed with the change in the magnitude of t_{\perp}^z which is sensitive to the out-of-plane Ni-O bond length. Since $t_{\perp}^z \simeq -0.63$ eV at 29.5 GPa under which superconductivity emerges,

a smaller magnitude of t_{\perp}^z should correspond to the lower pressure condition. In light of this observation, we investigate two different “low pressure” cases, namely $t_{\perp}^z = -0.45$ eV and $t_{\perp}^z = -0.55$ eV, using CDMFT as well as DMFT.

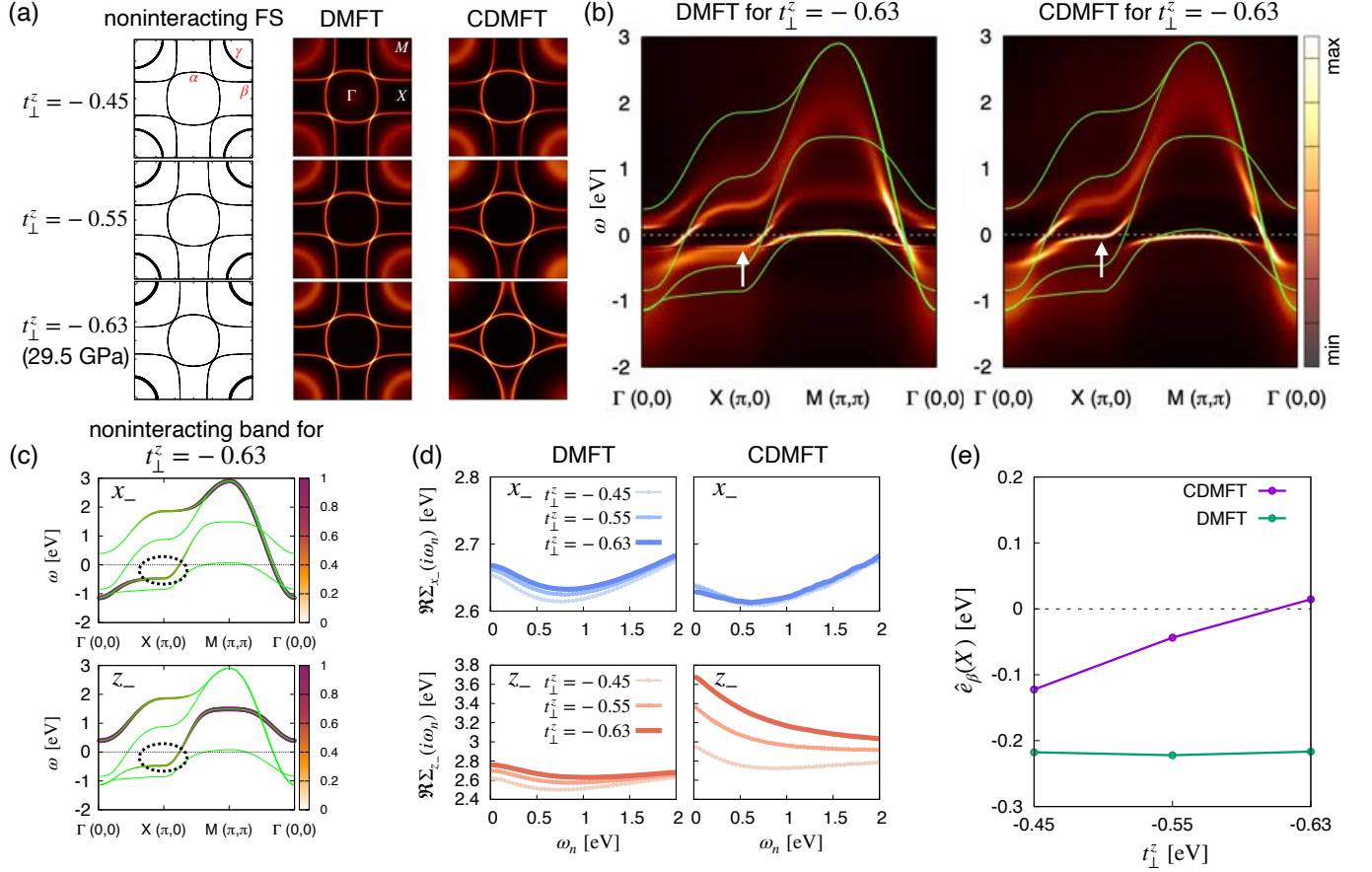


FIG. S6. (a) Fermi surfaces obtained from the noninteracting Hamiltonian (left panels), DMFT (middle panels), and CDMFT (right panels) for the three different values of t_{\perp}^z (in units of eV). (b) The momentum-dependent spectral function obtained from DMFT (left panel) and CDMFT (right panel) for $t_{\perp}^z = -0.63$ eV. The green solid lines indicate the DFT bands. The Fermi level is at $\omega = 0$. (c) The weight of x_- (top panel) and z_- (bottom panel) orbitals in the DFT band structure at the high-pressure phase where $t_{\perp}^z = -0.63$ eV. (d) The real part of the DMFT and CDMFT self-energies for x_- (top panels) and z_- (bottom panels) on the Matsubara frequency axis for the same values of t_{\perp}^z . (e) The calculated $\hat{e}_{\beta}(X)$ according to Eq. (S14).

Figure S6(a) presents Fermi surfaces (FSs) for three different values of t_{\perp}^z . DFT-like noninteracting FS remains almost unchanged albeit the γ pocket gets slightly suppressed as $|t_{\perp}^z|$ increases (or, equivalently as the applied pressure increases). In CDMFT, FS is also basically the same as the noninteracting FS for the lowest pressure case in which $t_{\perp}^z = -0.45$ eV. Interestingly, however, as $|t_{\perp}^z|$ increases, the β pocket becomes more diamond-shaped in CDMFT. The shape change of the β FS pocket in CDMFT is traced back to the upward energy shift of the spectral weight near the X point of the Brillouin zone in the CDMFT spectral function compared to the DMFT as highlighted with white arrows in Fig. S6(b). Furthermore, the shape change of the β FS pocket with $|t_{\perp}^z|$ presented in Fig. S6(a) implies that the spectral weight near the X point gets pushed upward in CDMFT with $|t_{\perp}^z|$.

The reason for such change of the β pocket is two-fold: i) the β pocket contains the z_- orbital character near the X point as highlighted with black dotted ovals in Fig. S6(c) and ii) the real part of the CDMFT z_- -orbital self-energy $\Re\Sigma_{z_-}$ increases with pressure as presented in Fig. S6(d). For a more quantitative understanding of this argument, let us now investigate in detail how the energy level at the X point is modified in DMFT and CDMFT. To this end, we first write down the interacting Green’s function which reads

$$G^{-1}(\mathbf{k}, \omega) = (\omega + \mu)\mathbf{I} - \mathbf{H}_0(\mathbf{k}) - \Sigma(\omega), \quad (\text{S7})$$

where ω is real frequency, \mathbf{k} the crystal momentum, μ a chemical potential. A bold capital letter represents a 4×4 matrix in the space of BA orbital l ($l \in \{x_+, z_+, x_-, z_-\}$). \mathbf{I} is the identity matrix. $\mathbf{H}_0(\mathbf{k})$ is a one-particle Hamiltonian derived from DFT, and $\Sigma(\omega)$ a self-energy calculated by DMFT or CDMFT. We are interested in how the poles of $G(\mathbf{k}, \omega)$ are shifted by electronic

correlations, so it is useful to investigate the quasiparticle energies which are the solutions $\omega(\mathbf{k})$ of

$$\text{Det}[(\omega + \mu)\mathbf{I} - \mathbf{H}_0(\mathbf{k}) - \Re\Sigma(\omega)] = 0. \quad (\text{S8})$$

Near the Fermi level ($\omega = 0$), $\Re\Sigma(\omega)$ can be expanded to the linear order in ω :

$$\Re\Sigma(\omega) \simeq \Re\Sigma(0) + \omega(\mathbf{I} - \mathbf{Z}^{-1}) \simeq \Re\Sigma(i\omega_0) + \omega(\mathbf{I} - \mathbf{Z}^{-1}), \quad (\text{S9})$$

where $\mathbf{Z}^{-1} = (\mathbf{I} - \partial\Re\Sigma(\omega)/\partial\omega)|_{\omega=0} = (\mathbf{I} - \partial\Im\Sigma(i\omega_n)/\partial\omega_n)|_{\omega_n=0}$ is the inverse of the quasiparticle weight \mathbf{Z} . In practice, we evaluate \mathbf{Z} using $\Im\Sigma(i\omega_n)$ defined in the Matsubara frequency space ω_n by employing the fourth-order polynomial fitting [S5–S7]. $\Re\Sigma(i\omega_0)$ is the real part of the self-energy at the lowest Matsubara frequency, which approximates $\Re\Sigma(\omega = 0)$. We then express \mathbf{Z}^{-1} as a symmetrical product:

$$\mathbf{Z}^{-1} = \mathbf{Z}^{-1/2} \mathbf{Z}^{-1/2}. \quad (\text{S10})$$

By plugging Eq. (S9) in Eq. (S8) we arrive at

$$\text{Det}[\omega\mathbf{I} - \sqrt{\mathbf{Z}}\{\mathbf{H}_0(\mathbf{k}) - \mu\mathbf{I} + \Re\Sigma(i\omega_0)\}\sqrt{\mathbf{Z}}] = 0. \quad (\text{S11})$$

One can identify a Hermitian matrix $\sqrt{\mathbf{Z}}\{\mathbf{H}_0(\mathbf{k}) - \mu\mathbf{I} + \Re\Sigma(i\omega_0)\}\sqrt{\mathbf{Z}}$ as the quasiparticle Hamiltonian whose eigenvalues at each \mathbf{k} correspond to the quasiparticle energies. A useful insight can be obtained from the change of basis of Eq. (S11) to the “band basis” by which $\mathbf{H}_0(\mathbf{k})$ becomes diagonal:

$$\sqrt{\mathbf{Z}}\{\mathbf{H}_0(\mathbf{k}) - \mu\mathbf{I} + \Re\Sigma(i\omega_0)\}\sqrt{\mathbf{Z}} \xrightarrow{\text{band basis}} \hat{\sqrt{\mathbf{Z}}}\{\hat{\mathbf{H}}_0(\mathbf{k}) - \mu\hat{\mathbf{I}} + \Re\hat{\Sigma}(i\omega_0)\}\hat{\sqrt{\mathbf{Z}}}, \quad (\text{S12})$$

where bold capital letters with hat represent 4×4 matrices in the band basis. $\hat{\mathbf{H}}_0(\mathbf{k})$ is the diagonal matrix whose elements $e_n(\mathbf{k})$ (n : band index) are the band energies. We find that off-diagonal elements of $\hat{\sqrt{\mathbf{Z}}}$ and $\Re\hat{\Sigma}(i\omega_0)$ are much smaller than the diagonal elements. Thus the band energy $e_n(\mathbf{k})$ approximately turns into a quasiparticle energy $\hat{e}_n(\mathbf{k})$:

$$e_n(\mathbf{k}) \rightarrow \hat{e}_n(\mathbf{k}) \equiv \hat{\sqrt{\mathbf{Z}}}_{nn}\{e_n(\mathbf{k}) - \mu + \Re\hat{\Sigma}(i\omega_0)_{nn}\}\hat{\sqrt{\mathbf{Z}}}_{nn}, \quad (\text{S13})$$

where $\hat{\sqrt{\mathbf{Z}}}_{nn}$ and $\Re\hat{\Sigma}(i\omega_0)_{nn}$ are the n -th diagonal elements, respectively, of $\hat{\sqrt{\mathbf{Z}}}$ and $\Re\hat{\Sigma}(i\omega_0)$. Equation (S13) allows us to trace how $e_n(\mathbf{k})$ is shifted in energy due to electronic correlations. Evaluating Eq. (S13) at $\mathbf{k} = X$ for the β pocket ($n = \beta$) yields the approximate quasiparticle energy $\hat{e}_\beta(X)$ which reads

$$\begin{aligned} \hat{e}_\beta(X) = & \{|c_{x-}|^2\sqrt{\mathbf{Z}}_{x-} + |c_{z-}|^2\sqrt{\mathbf{Z}}_{z-}\}\{e_\beta(X) - \mu + |c_{x-}|^2\Re\Sigma_{x-}(i\omega_0) + |c_{z-}|^2\Re\Sigma_{z-}(i\omega_0)\} \\ & \times \{|c_{x-}|^2\sqrt{\mathbf{Z}}_{x-} + |c_{z-}|^2\sqrt{\mathbf{Z}}_{z-}\}, \end{aligned} \quad (\text{S14})$$

where $\sqrt{\mathbf{Z}}_l$ and $\Re\Sigma_l(i\omega_0)$ are the diagonal elements corresponding to the orbital l of $\sqrt{\mathbf{Z}}$ and $\Re\Sigma(i\omega_0)$, respectively. $|c_l|^2$ is the weight of the Wannier function $|\tilde{d}_l\rangle$ in the β pocket eigenstate $|\psi_\beta(\mathbf{k})\rangle$ of $\mathbf{H}_0(\mathbf{k})$ at $\mathbf{k} = X$; $|\psi_\beta(\mathbf{k} = X)\rangle = \sum_l c_l |\tilde{d}_l\rangle$. We find that $c_{x+} = c_{z+} = 0$ in this case. Furthermore, near the X point of the β pocket x_- and z_- orbitals have almost equal weight as highlighted with dotted black ovals in Fig. S6(c), so $|c_{x-}|^2 \simeq |c_{z-}|^2 \simeq 0.5$. Thus, Eq. (S14) implies that the electronic correlations emerging from x_- and z_- orbital components influence $\hat{e}_\beta(X)$ as a weighted average.

Now, let us see the result of our analysis. Figure S6(e) presents how $\hat{e}_\beta(X)$ changes with t_\perp^z according to Eq. (S13). Indeed, $\hat{e}_\beta(X)$ increases with $|t_\perp^z|$ in CDMFT, which is consistent with how the β pocket changes with $|t_\perp^z|$ in Fig. S6(a). The reason for this increase of $\hat{e}_\beta(X)$ is because $\Re\Sigma_{z-}(i\omega_0)$ is enhanced significantly with t_\perp^z in CDMFT as presented in Fig. S6(d), in contrast to the other terms of Eq. (S13) which are found to vary only weakly with t_\perp^z . Thus, how $\hat{e}_\beta(X)$ changes with pressure is almost entirely dependent on how $\Re\Sigma_{z-}(i\omega_0)$ changes with t_\perp^z . In this respect, it is useful to examine $\hat{e}_\beta(X)$ in DMFT since $\Re\Sigma_{z-}(i\omega_0)$ weakly changes with t_\perp^z in DMFT; see Fig. S6(d). Indeed, $\hat{e}_\beta(X)$ remains almost unchanged with t_\perp^z in DMFT as shown in Fig. S6(e), which also explains why the β pocket in DMFT remains almost intact.

SM8. HOW NESTING OF THE β FERMI-SURFACE POCKET IS AFFECTED BY INTERLAYER CORRELATIONS

The β Fermi surface pocket is also modified by the interlayer electronic correlations (IECs) in CDMFT as discussed in the previous section. This change is beneficial for the nesting of the irreducible susceptibility $\chi_{x-x-x-x}^0(\mathbf{q}, i\nu_0)$ as shown in Fig. S7.

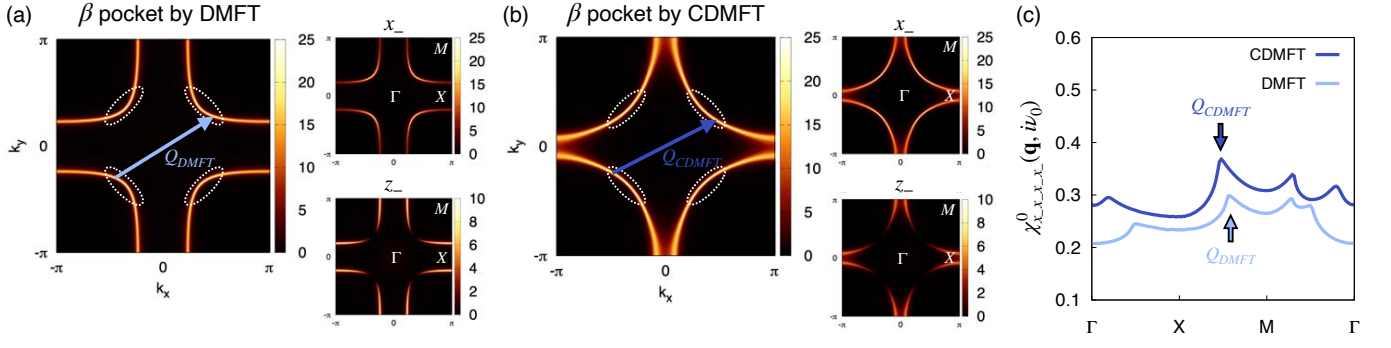


FIG. S7. The β Fermi surface pockets obtained from (a) DMFT and (b) CDMFT. The β pocket consists of both x_- and z_- orbital character as presented in the right panels. The nesting vector \mathbf{Q} is highlighted by $\mathbf{Q}_{(\text{C})\text{DMFT}}$. (c) $\chi_{x-x-x-x}^0(\mathbf{q}, i\nu_0)$ calculated using DMFT and CDMFT Green's functions. $\mathbf{Q}_{(\text{C})\text{DMFT}}$ and the associated values of $\chi_{x-x-x-x}^0(\mathbf{q}, i\nu_0)$ are highlighted with colored arrows.

In Fig. S7(a) and Fig. S7(b), we present the DMFT and CDMFT β pockets and their associated orbital character. Since the shape of the β pocket becomes more “diamond-shaped” in CDMFT, the FS sectors in which the x_- orbital occupies the entire weight, as highlighted with dotted white ovals in Fig. S7(a) and Fig. S7(b), become less curved. In addition to the shape change, spectral weight of x_- orbital near the X point gets enhanced in CDMFT. These changes in CDMFT result in i) an overall enhancement of $\chi_{x-x-x-x}^0(\mathbf{q}, i\nu_0)$ and ii) a better-nesting for the nesting vectors connecting the two dotted white ovals facing each other along the zone diagonal direction; see, e.g., \mathbf{Q}_{DMFT} and $\mathbf{Q}_{\text{CDMFT}}$, as can be confirmed from Fig. S7(c).

SM9. GAP EQUATION

A. Pairing interactions

To obtain the effective singlet and triplet pairing interactions, we begin with the spin and charge irreducible vertices in the particle-hole channel, which read

$$\Gamma^{\text{sp/ch}}(q, k, k')_{l_1 l_2 l_3 l_4} = \Gamma_{\text{ph}}(q, k, k')_{l_1 l_2 l_3 l_4}^{\uparrow\uparrow\downarrow\downarrow} \mp \Gamma_{\text{ph}}(q, k, k')_{l_1 l_2 l_3 l_4}^{\uparrow\uparrow\uparrow\uparrow}. \quad (\text{S15})$$

$\Gamma_{\text{ph}}(q, k, k')_{l_1 l_2 l_3 l_4}^{\sigma_1 \sigma_2 \sigma_3 \sigma_4}$ is displayed in Fig. S8. $k \equiv (\mathbf{k}, i\omega_n)$ and $q \equiv (\mathbf{q}, i\nu_n)$. The spin and charge susceptibilities are obtained

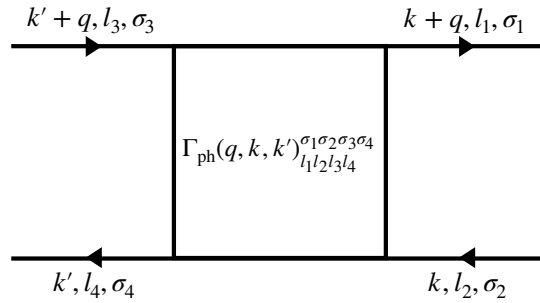


FIG. S8. The particle-hole irreducible vertex.

using these vertices from the Bethe-Salpeter equation:

$$\chi^{\text{sp/ch}}(q)_{kk'}^{l_1 l_2 l_7 l_8} = \chi^0(q)_{kk'}^{l_1 l_2 l_7 l_8} \pm \frac{T^2}{N^2} \chi^{\text{sp/ch}}(q)_{kk_1}^{l_1 l_2 l_3 l_4} \Gamma^{\text{sp/ch}}(q, k_1, k_2)_{l_3 l_4 l_5 l_6} \chi^0(q)_{k_2 k'}^{l_5 l_6 l_7 l_8}, \quad (\text{S16})$$

where $\chi^0(q)_{kk'}^{l_1 l_2 l_7 l_8} = -\frac{N}{T} G_{ll'}(k+q) G_{m'm}(k') \delta_{kk'}$. Here indices repeated twice should be summed over. We below keep this summation convention. By employing the parquet equations, one can formally express the singlet (s) and triplet (t) pairing

interactions using $\Gamma^{\text{sp/ch}}$ and $\chi^{\text{sp/ch}}$ as [S21, S22]

$$\begin{aligned} \Gamma_{l_1 l_4 l_3 l_2}^{\text{s}}(k, k') &= \Lambda^{\text{irr,s}}(k, k')_{l_1 l_4 l_3 l_2} + \frac{3}{2} \Phi^{\text{sp}}(-k + k', -k', k)_{l_2 l_4 l_3 l_1} - \frac{1}{2} \Phi^{\text{ch}}(-k + k', -k', k)_{l_2 l_4 l_3 l_1} \\ &\quad + \frac{3}{2} \Phi^{\text{sp}}(k + k', -k', -k)_{l_1 l_4 l_3 l_2} - \frac{1}{2} \Phi^{\text{ch}}(k + k', -k', -k)_{l_1 l_4 l_3 l_2}, \end{aligned} \quad (\text{S17})$$

$$\begin{aligned} \Gamma_{l_1 l_4 l_3 l_2}^{\text{t}}(k, k') &= \Lambda^{\text{irr,t}}(k, k')_{l_1 l_4 l_3 l_2} - \frac{1}{2} \Phi^{\text{sp}}(-k + k', -k', k)_{l_2 l_4 l_3 l_1} - \frac{1}{2} \Phi^{\text{ch}}(-k + k', -k', k)_{l_2 l_4 l_3 l_1} \\ &\quad - \frac{1}{2} \Phi^{\text{sp}}(k + k', -k', -k)_{l_1 l_4 l_3 l_2} - \frac{1}{2} \Phi^{\text{ch}}(k + k', -k', -k)_{l_1 l_4 l_3 l_2}, \end{aligned} \quad (\text{S18})$$

where ladder vertices $\Phi^{\text{sp/ch}}(q, k, k')_{l_1 l_2 l_7 l_8} = \frac{T^2}{N^2} \Gamma^{\text{sp/ch}}(q, k, k_1)_{l_1 l_2 l_3 l_4} \chi^{\text{sp/ch}}(q)_{k_1 k_2}^{l_3 l_4 l_5 l_6} \Gamma^{\text{sp/ch}}(q, k_2, k')_{l_5 l_6 l_7 l_8} \cdot \Lambda^{\text{irr,s/t}}(k, k')_{l_1 l_4 l_3 l_2}$ are the fully irreducible vertices in the singlet (s) and triplet (t) channels. The bare constant terms of $\Lambda^{\text{irr,s/t}}$, namely $\Lambda^{0,\text{s/t}}$, are linear combinations of bare spin and charge interaction tensors $\mathcal{U}^{\text{sp/ch}}$: $\Lambda_{l_1 l_4 l_3 l_2}^{0,\text{s}} = \frac{1}{2} [3\mathcal{U}^{\text{sp}} + \mathcal{U}^{\text{ch}}]_{l_1 l_4 l_3 l_2}$ and $\Lambda_{l_1 l_4 l_3 l_2}^{0,\text{t}} = -\frac{1}{2} [\mathcal{U}^{\text{sp}} - \mathcal{U}^{\text{ch}}]_{l_1 l_4 l_3 l_2}$. Since the interaction tensor H_{int} [Eq. (S2)] is more sparse in the original e_g -orbital basis than the BA basis, so are the resulting $\mathcal{U}^{\text{sp/ch}}$ which are given by $\mathcal{U}_{l_1 l_4 l_3 l_2}^{\text{sp/ch}} = \mathcal{U}_{l_1 l_3 l_4 l_2}^{\text{sp/ch}} \mp (\mathcal{U}_{l_1 l_3 l_4 l_2}^{\uparrow\uparrow} - \mathcal{U}_{l_1 l_4 l_3 l_2}^{\uparrow\uparrow})$. In the e_g -orbital basis, elements of $\mathcal{U}^{\text{sp/ch}}$ read

$$\mathcal{U}_{l_1 l_4 l_3 l_2}^{\text{sp}} = \begin{cases} U \\ U' \\ J \\ J \end{cases}, \quad \mathcal{U}_{l_1 l_4 l_3 l_2}^{\text{ch}} = \begin{cases} U & \text{if } l_1 = l_2 = l_3 = l_4, \\ -U' + 2J & \text{if } l_1 = l_3 \neq l_2 = l_4, \\ 2U' - J & \text{if } l_1 = l_4 \neq l_2 = l_3, \\ J & \text{if } l_1 = l_2 \neq l_3 = l_4, \end{cases} \quad (\text{S19})$$

for the Kanamori interaction with $U' = U - 2J$. Using above formulas, a superconducting instability can be formulated in terms of a non-Hermitian eigenvalue problem, namely the gap equation, which reads

$$\lambda_{\text{sc}} \Delta_{l_1 l_2}(k) = -\frac{T}{2N} \sum_{k', l_3 l_4 l_5 l_6} \Gamma_{l_1 l_4 l_3 l_2}^{\text{s/t}}(k, k') G_{l_3 l_5}(k') G_{l_4 l_6}(-k') \Delta_{l_5 l_6}(k'), \quad (\text{S20})$$

where λ_{sc} is the eigenvalue, $G_{lm}(k)$ the (C)DMFT Green's function, and $\Delta_{lm}(k)$ the anomalous self-energy (gap function). The transition temperature T_c corresponds to the temperature at which the maximum (leading) eigenvalue λ_{sc} reaches unity.

B. Approximations for the pairing interactions and the resulting gap equation

Evaluating Eqs. (S17) and (S18) for the full vertex is a formidable task, it thus requires some approximations. First, we employ the well-known parquet approximation, which approximates $\Lambda^{\text{irr,s/t}}$ by $\Lambda^{0,\text{s/t}}$. Within DMFT and CDMFT for our model, $\Gamma^{\text{sp/ch}}(q, k, k')_{l_1 l_2 l_3 l_4}$ can be approximated by the momentum-independent impurity vertices $\Gamma_{\text{imp}}^{\text{sp/ch}}(i\nu_m, i\omega_n, i\omega_{n'})_{l_1 l_2 l_3 l_4}$, which are in principle feasible to be numerically evaluated using the continuous-time quantum Monte Carlo methods [S23]. However, for multiorbital systems huge stochastic noise prohibits us from using the measured $\Gamma_{\text{imp}}^{\text{sp/ch}}(i\nu_m, i\omega_n, i\omega_{n'})_{l_1 l_2 l_3 l_4}$ in practice. Following an idea employed in Refs. [S24–S27], we parametrize $\Gamma^{\text{sp/ch}}$ using effective screened Coulomb interaction \bar{U} and Hund's coupling \bar{J} , i.e., we substitute $\Gamma^{\text{sp/ch}} \rightarrow \bar{\Gamma}^{\text{sp/ch}}(\bar{U}, \bar{J})$. As we used for the bare interaction, the effective screened interorbital Coulomb interaction \bar{U}' obeys $\bar{U}' = \bar{U} - 2\bar{J}$. Note that \bar{U} and \bar{J} are generally different from bare U and J which enter $\Lambda^{0,\text{s/t}}$. In the e_g -orbital basis, $\bar{\Gamma}^{\text{sp/ch}}(\bar{U}, \bar{J})$ are then given by

$$\bar{\Gamma}_{l_1 l_4 l_3 l_2}^{\text{sp}} = \begin{cases} \bar{U} \\ \bar{U}' \\ \bar{J} \\ \bar{J} \end{cases}, \quad \bar{\Gamma}_{l_1 l_4 l_3 l_2}^{\text{ch}} = \begin{cases} \bar{U} & \text{if } l_1 = l_2 = l_3 = l_4, \\ -\bar{U}' + 2\bar{J} & \text{if } l_1 = l_3 \neq l_2 = l_4, \\ 2\bar{U}' - \bar{J} & \text{if } l_1 = l_4 \neq l_2 = l_3, \\ \bar{J} & \text{if } l_1 = l_2 \neq l_3 = l_4, \end{cases} \quad (\text{S21})$$

Using this approximation,

$$\Phi^{\text{sp/ch}}(q, k, k')_{l_1 l_2 l_7 l_8} \rightarrow \bar{\Phi}^{\text{sp/ch}}(q)_{l_1 l_2 l_7 l_8} = \bar{\Gamma}_{l_1 l_2 l_3 l_4}^{\text{sp/ch}} \chi^{\text{sp/ch}}(q)_{l_3 l_4 l_5 l_6} \bar{\Gamma}_{l_5 l_6 l_7 l_8}^{\text{sp/ch}}. \quad (\text{S22})$$

Here $\chi^{\text{sp/ch}}(q)_{l_1 l_2 l_3 l_4} \equiv \frac{T^2}{N^2} \sum_{kk'} \chi^{\text{sp/ch}}(q)_{kk'}^{l_1 l_2 l_3 l_4}$ obtained from using $\bar{\Gamma}^{\text{sp/ch}}(\bar{U}, \bar{J})$ for the irreducible vertices in Eq. (S16):

$$\begin{aligned} \chi^{\text{sp/ch}}(q)_{l_1 l_2 l_3 l_4} &\equiv \frac{T^2}{N^2} \sum_{kk'} \chi^{\text{sp/ch}}(q)_{kk'}^{l_1 l_2 l_3 l_4} = \chi^0(q)_{l_1 l_2 l_7 l_8} \pm \chi^{\text{sp/ch}}(q)_{l_1 l_2 l_3 l_4} \bar{\Gamma}_{l_3 l_4 l_5 l_6}^{\text{sp/ch}} \chi^0(q)_{l_5 l_6 l_7 l_8}, \\ &= [\chi^0(q)[\mathbb{1} \mp \bar{\Gamma}^{\text{sp/ch}} \chi^0(q)]^{-1}]_{l_1 l_2 l_3 l_4}, \end{aligned} \quad (\text{S23})$$

where $\chi^0(q)_{l_1 l_2 l_3 l_4} \equiv \frac{T^2}{N^2} \sum_{kk'} \chi^0(q)_{kk'}^{l_1 l_2 l_3 l_4} = -\frac{T}{N} \sum_k G_{l_1 l_3}(k+q) G_{l_2 l_4}(k)$ and $\mathbb{1}$ is identity matrix in orbital space. We finally arrive at the gap equation presented in the main text

$$\lambda_{\text{sc}} \Delta_{l_1 l_2}(k) = -\frac{T}{2N} \sum_{k', l_3 l_4 l_5 l_6} \Gamma_{l_1 l_4 l_3 l_2}^{\text{s/t}}(k-k') G_{l_3 l_5}(k') G_{l_4 l_6}(-k') \Delta_{l_5 l_6}(k'). \quad (\text{S24})$$

Using the symmetry relations of singlet and triplet gap functions [S26, S27] the effective singlet and triplet pairing interactions $\Gamma^{\text{s/t}}$ in Eq. (S24) are given by

$$\begin{aligned} \Gamma^{\text{s}}(k-k')_{l_1 l_4 l_3 l_2} &= \Lambda_{l_1 l_4 l_3 l_2}^{0,\text{s}} + 3\bar{\Phi}^{\text{sp}}(k-k')_{l_1 l_4 l_3 l_2} - \bar{\Phi}^{\text{ch}}(k-k')_{l_1 l_4 l_3 l_2}, \\ &= \Lambda_{l_1 l_4 l_3 l_2}^{0,\text{s}} + 3[\bar{\Gamma}^{\text{sp}} \chi^{\text{sp}}(k-k') \bar{\Gamma}^{\text{sp}}]_{l_1 l_4 l_3 l_2} - [\bar{\Gamma}^{\text{ch}} \chi^{\text{ch}}(k-k') \bar{\Gamma}^{\text{ch}}]_{l_1 l_4 l_3 l_2}, \end{aligned} \quad (\text{S25})$$

$$\begin{aligned} \Gamma^{\text{t}}(k-k')_{l_1 l_4 l_3 l_2} &= \Lambda_{l_1 l_4 l_3 l_2}^{0,\text{t}} - \bar{\Phi}^{\text{sp}}(k-k')_{l_1 l_4 l_3 l_2} - \bar{\Phi}^{\text{ch}}(k-k')_{l_1 l_4 l_3 l_2}, \\ &= \Lambda_{l_1 l_4 l_3 l_2}^{0,\text{s}} - [\bar{\Gamma}^{\text{sp}} \chi^{\text{sp}}(k-k') \bar{\Gamma}^{\text{sp}}]_{l_1 l_4 l_3 l_2} - [\bar{\Gamma}^{\text{ch}} \chi^{\text{ch}}(k-k') \bar{\Gamma}^{\text{ch}}]_{l_1 l_4 l_3 l_2}. \end{aligned} \quad (\text{S26})$$

C. Solving the gap equation using the intermediate representation basis

We solve the gap equation [Eq. (S24)] on a 96×96 k -mesh using the power iteration method. We converge up to a tolerance of $5 \cdot 10^{-5}$ for the eigenvalue λ_{sc} of the dominant gap function. In order to efficiently solve this self-consistent problem, we use the sparse-sampling approach [S28–S31] of the intermediate representation (IR) basis [S32, S33] and its python library `sparse-ir` [S34] for efficient data compression. To set up the IR basis functions, we use the IR basis parameter $\Lambda_{\text{IR}} = \beta \omega_{\text{max}} = 1450$ with inverse temperature $\beta = 145 \text{ eV}^{-1} \simeq 80 \text{ K}$ and cutoff frequency $\omega_{\text{max}} = 10 \text{ eV}$. We transform the (C)DMFT lattice Green's function $G(\mathbf{k}, i\omega_n) = [(i\omega_n + \mu)\mathbb{1} - H_0(\mathbf{k}) - \Sigma(i\omega_n)]^{-1}$ data ($\mathbb{1}$ is unity matrix in orbital space and μ the chemical potential) on its full and equidistantly sampled frequency mesh ($N_{\omega_n} = 1846$ for $\omega_n > 0$) to the IR basis functions U_l from the expansion

$$G(i\omega_n) = \sum_{l=0}^{l_{\text{max}}} G_l U_l(i\omega_n) \quad (\text{S27})$$

via least-square fitting. We set the truncation error to $\delta_{\text{IR}} = 10^{-5}$ to not overfit the statistical noise from the quantum Monte Carlo (QMC) simulations. This corresponds to using $N_{\text{IR}} = l_{\text{max}} - 1 = 31$ basis coefficients. Note, that we here use the notation ab instead of lm for orbital indices $\{\bar{x}, \bar{z}, \bar{y}, \bar{z}\}$ in the e_g basis to prevent confusion with the IR basis index l . We set the basis size from analyzing the decay of the local (C)DMFT Green's function expansion coefficients G_l^{loc} [Fig. S9(a)]. Beyond l_{max} (gray shaded area), the coefficients do not decay anymore and become larger than the exponentially decaying singular values S_l/S_0 (red dashed line) of the IR basis kernel due to fitting of QMC noise. The singular values approximately set the truncation error [S34]. By taking coefficients larger than the singular values into account, the conditioning of the transformation between IR basis and Matsubara frequency/imaginary time becomes bad, i.e., the numerical error can potentially amplify in an uncontrolled manner during calculation. Fig. S9(b) shows the corresponding reconstructed Green function data on a sparsely sampled frequency grid with $N_{\omega_n}^{\text{IR}} = l_{\text{max}} = 32$ frequency points.

SM10. MAPPING OF INTERACTION VALUES TO STONER ENHANCEMENT FACTORS

Throughout the paper, we discuss the superconducting phase diagram in terms of the Stoner enhancement factor α_{sp} . It is a proxy for the system's tendency towards a magnetic instability that we obtain from analyzing where the spin susceptibility χ^{sp} [Eq. (S23)] diverges, i.e., where the denominator becomes zero. This is true, if the largest eigenvalue $\alpha_{\text{sp}} = \max_q \{\bar{\Gamma}^{\text{sp}} \chi^0(q)\}$ reaches unity. Here, we comment further on the Stoner enhancement of the (C)DMFT calculations.

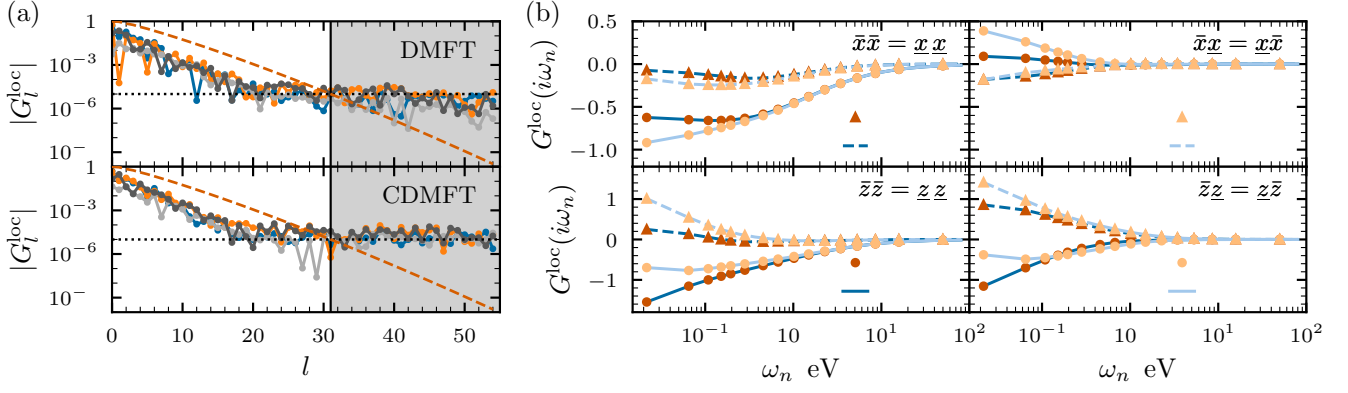


FIG. S9. Representation of local (C)DMFT Green's functions $G_l^{\text{loc}} = \frac{1}{N_k} \sum_{\mathbf{k}} G_l(\mathbf{k})$ in the IR basis. (a) Expansion coefficients G_l as a function of expansion order l . Colored lines with dots correspond to coefficients for different orbital components in the e_g basis. The red dashed line corresponds to the truncation error set by the singular values. We cut the expansion after $l_{\text{max}} = 31$ coefficients (vertical solid line) with a truncation error of $\delta_{\text{IR}} = 10^{-5}$ (horizontal dotted line), such that the coefficients in the gray shaded area are disregarded. (b) Reconstruction of the (C)DMFT Green's function orbital components ($a, b \in \{\bar{x}, \bar{z}, \underline{x}, \underline{z}\}$) on a sparse frequency grid from the IR basis. Markers and lines represent data on the sparse IR grid and full equidistant grid, respectively. Note the logarithmic frequency axis.

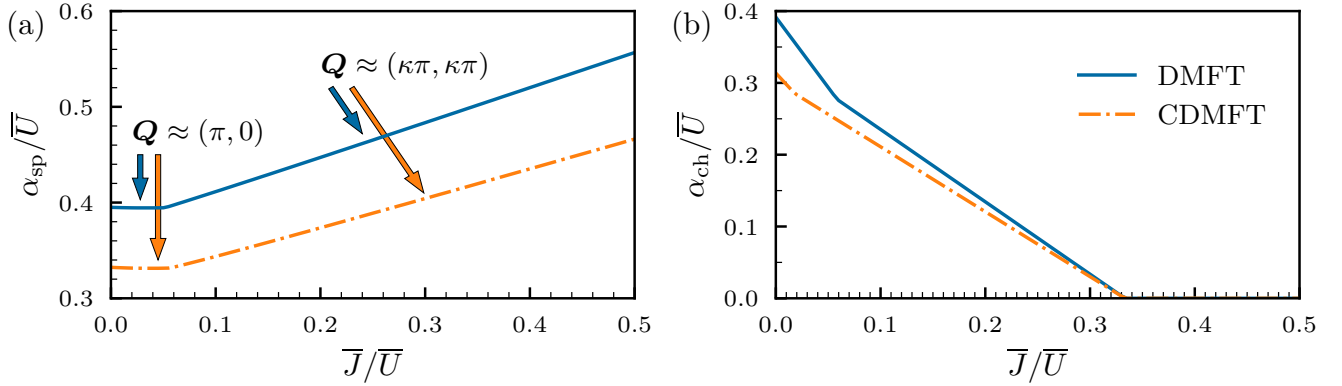


FIG. S10. Stoner enhancement factor in the (a) magnetic and (b) charge channel for the irreducible susceptibility of the (C)DMFT as a function of interaction ratio \bar{J}/\bar{U} . The kink around $\bar{J}/\bar{U} \approx 0.05 - 0.06$ originates from different \mathbf{Q} vectors contributing to the maximal eigenvalue of $\bar{\Gamma}^{\text{sp}} \chi^0(\mathbf{Q}, i\nu_0)$ as indicated by arrows.

For a given $\chi^0(q)$, α_{sp} is a function of the effective Hund's coupling \bar{J} and the effective intraorbital Coulomb interaction \bar{U} . By fixing the value of \bar{J}/\bar{U} , the ratio $\alpha_{\text{sp}}/\bar{U}$ is uniquely determined, as we show in Fig. S10(a). This function exhibits a kink around $\bar{J}/\bar{U} \approx 0.05 - 0.06$ which is manifested as a kink in the superconducting phase boundary ($\lambda_{\text{sc}} = 1$) shown in Fig. 3(a) of the main text and Fig. (S12). The kink originates from two different wave vectors \mathbf{Q} at which the eigenvalue of $\bar{\Gamma}^{\text{sp}} \chi^0(\mathbf{Q}, i\nu_0)$ has its maximal value: around the X point $\mathbf{Q} \approx (\pi, 0)$ for $\bar{J}/\bar{U} \lesssim 0.06$ and an incommensurate wave vector around the M point for $\bar{J}/\bar{U} \gtrsim 0.06$ which we here denote by $\mathbf{Q} \approx (\kappa\pi, \kappa\pi)$ with $\kappa < 1$. The change between these two dominant momenta \mathbf{Q} depends on the momentum structure of $\chi^0(q)$ [c.f. Fig. 3(b) of the main text and Fig. S11 in Sec. SM11] and on how \bar{J} , \bar{U} mix different orbital components of $\chi^0(q)$. The exact location of the kink is, hence, different for the DMFT and CDMFT irreducible susceptibilities. It is noticeable that $\alpha_{\text{sp}}/\bar{U}$ of the DMFT calculation is generally larger than that of the CDMFT calculation.

For completeness, we mention that an identical analysis of possible charge instabilities can be made. Here, the charge Stoner enhancement $\alpha_{\text{ch}} = \max_q \{-\bar{\Gamma}^{\text{ch}} \chi^0(q)\}$ needs to be analyzed [Fig. S10(b)]. This system, however, does not host any charge instability because α_{ch} is too small.

SM11. ADDITIONAL DATA: STRUCTURE OF PAIRING VERTEX AND DOMINANT GAP FUNCTION

In the main text, we discuss the dominant pairing symmetry which is a singlet, intraorbital s -wave/interorbital $d_{x^2-y^2}$ -wave pairing in the original e_g -orbital basis or a s_{\pm} -wave symmetry in the BA basis. Apart from this symmetry, we checked many possible trial gap functions with different sign combinations of spin (S), parity (P), orbital (O), and time-reversal (T) symmetry which are in line with the D_{4h} symmetry of the model. Importantly, throughout the whole $\alpha_{\text{sp}} - \bar{J}/\bar{U}$ plane, none of these pairing channels have an eigenvalue larger than that of the s_{\pm} -wave symmetry. Only a subleading channel with intraorbital $d_{x^2-y^2}$ /interorbital s -wave pairing reaches for the CDMFT electronic structure an eigenvalue λ_{sc} of unity in the region of $\alpha_{\text{sp}} \gtrsim 0.96$ and $\bar{J}/\bar{U} \gtrsim 0.06$.

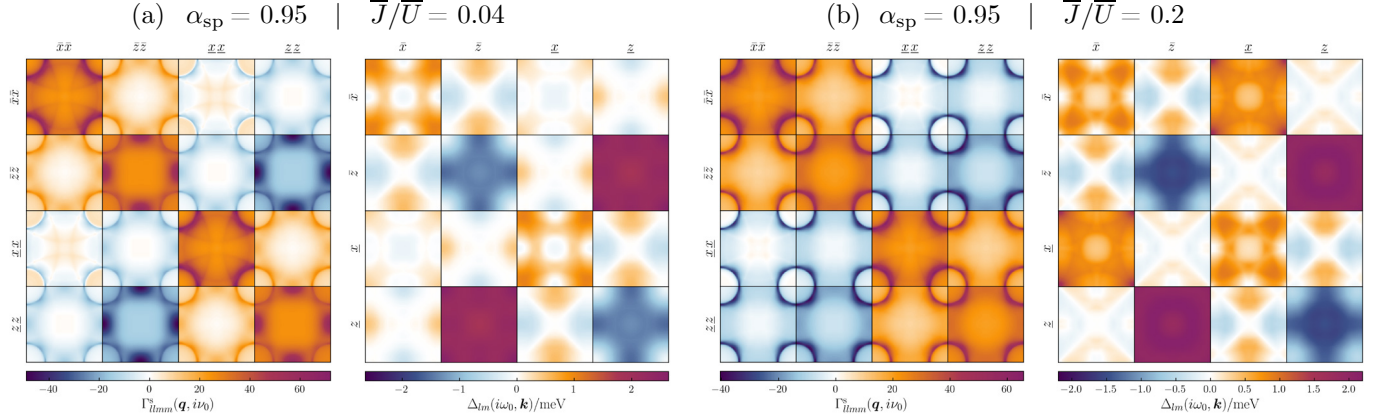


FIG. S11. Orbital and momentum space structure of the dominant singlet pairing vertex components $\Gamma^s_{llmm}(\mathbf{q}, i\nu_0)$ and singlet s_{\pm} -wave gap function $\Delta_{lm}(\mathbf{k}, i\omega_0)$ for $\alpha_{\text{sp}} = 0.95$ and two values of the interaction ratio $\bar{J}/\bar{U} = 0.04$ (a) and 0.2 (b). Note that the quantities are presented in the e_g -orbital basis.

Here, we discuss the full orbital and momentum structure of the dominant gap function $\Delta_{lm}(\mathbf{k}, i\omega_0)$ and dominant matrix elements of the singlet pairing vertex $\Gamma^s_{llmm}(\mathbf{q}, i\nu_0)$ obtained from the CDMFT electronic structure. We show those in Fig. S11 for $\bar{J}/\bar{U} = 0.04$ and 0.2 at $\alpha_{\text{sp}} = 0.95$ in the e_g -orbital basis. The vertex generally has an orbital block structure with intralayer components being positive and interlayer components being negative which originates from the interlayer AFM fluctuations. The different dominant pairing vectors \mathbf{Q} discussed in the main text and in Sec. SM10 can be easily distinguished by comparing panels (a) and (b). However, increasing \bar{J}/\bar{U} does not only change the dominant \mathbf{Q} vector, but it also changes the relative weight of the orbital components. Namely, for small \bar{J}/\bar{U} mostly intraorbital components Γ^s_{llll} and the interlayer z components $\Gamma^s_{\bar{z}\bar{z}zz}$ play a role, whereas for larger \bar{J}/\bar{U} the magnitude of the components increases and evens out. This, in turn, affects the orbital structure of the dominant gap. By increasing \bar{J}/\bar{U} , the gap function gains more weight in the interlayer x -component $\Delta_{\bar{x}\bar{x}}$, i.e., the gap opening on the FS sheets with x_{\pm} character is enhanced.

SM12. ADDITIONAL DATA: THE CRITICAL ROLE OF FM $\chi^0_{z+z+z+z+}(q)$ IN THE SINGLET PAIRING

As we have discussed in the main text, the disappearance of the γ pocket from the FS due to IECs within CDMFT results leads to the suppression of the FM fluctuation arising from $\chi^0_{z+z+z+z+}(\mathbf{q}, i\nu_0)$. In the singlet channel, this FM fluctuation is directly manifested by a repulsive (rather than attractive) interaction $\Gamma^s_{\bar{z}\bar{z}zz}(q = 0)$. Quenching of the FM $\chi^0_{z+z+z+z+}$ as in CDMFT yields the attractive pairing interaction $\Gamma^s_{\bar{z}\bar{z}zz}(q = 0)$ between top and bottom layer z orbitals as clearly shown in Fig. S12(b–d) for three distinct \bar{J}/\bar{U} values. This, in turn, promotes the singlet pairing as evidenced by the enhanced superconducting instabilities in CDMFT [Fig. S12(a)].

To further corroborate this argument, we analyze how the DMFT superconducting instabilities are affected by the FM fluctuation by introducing a scaling factor ζ for $\chi^0_{z+z+z+z+}(q)$. Namely, $\chi^0_{z+z+z+z+}(q)$ is rescaled to $\zeta\chi^0_{z+z+z+z+}(q)$ before constructing $\chi^{\text{sp/ch}}$ and Γ^s , and then we monitor how λ_{sc} behaves due to this change.

Interestingly, indeed, λ_{sc} increases with decreasing ζ for all the \bar{J}/\bar{U} values we investigated. Looking into the related spin susceptibilities, the components involving solely \bar{z} or z characters are found to be most affected by the rescaled $\chi^0_{z+z+z+z+}(q)$ as expected. In effect, as presented in Fig. S12(b–d), the interlayer FM spin susceptibility $\chi^{\text{sp}}_{\bar{z}\bar{z}zz}(q = 0)$ at $\zeta = 1$ becomes AFM with decreasing ζ . Through Eq. (S25) $\chi^{\text{sp}}_{\bar{z}\bar{z}zz}(q)$ directly affects the corresponding pairing interaction $\Gamma^s_{\bar{z}\bar{z}zz}(q)$, whereby

it should faithfully follow the behavior of $\chi_{zzzz}^{\text{sp}}(q)$. As such, the repulsive pairing interaction $\Gamma_{zzzz}^{\text{s}}(q=0)$ at $\zeta = 1$ turns attractive below $\zeta \simeq 0.9$ (for all the \bar{J}/\bar{U} values) at which $\chi_{zzzz}^{\text{sp}}(q=0)$ changes its sign; see orange lines in the lower panels of Fig. S12(b–d).

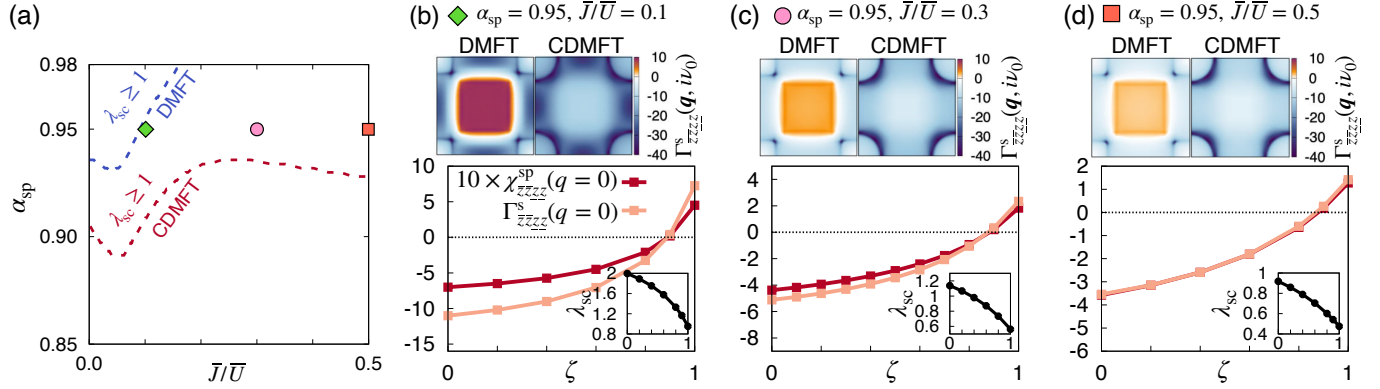


FIG. S12. (a) Superconducting phase diagram in the $\alpha_{\text{sp}} - \bar{J}/\bar{U}$ space at $T = 1/145$ eV $\simeq 80$ K. The superconductivity sets in (i.e., $\lambda_{\text{sc}} \geq 1$) in the regions above the dashed lines; blue for the DMFT and red for the CDMFT. (b–d) Upper panel: the spin-singlet pairing interaction $\Gamma_{zzzz}^{\text{s}}(q, i\nu_0)$ between top and bottom layer z orbitals in the FBZ. Lower panel: $\chi_{zzzz}^{\text{sp}}(q=0)$, $\Gamma_{zzzz}^{\text{s}}(q=0)$, and λ_{sc} (inset) as a function of scaling factor ζ for DMFT $\chi_{z+z+z+z}^{\text{sp}}(q)$.

-
- [S1] Y. Gu, C. Le, Z. Yang, X. Wu, and J. Hu, **Effective model and pairing tendency in bilayer Ni-based superconductor $\text{La}_3\text{Ni}_2\text{O}_7$** (2023), arXiv:2306.07275 [cond-mat].
- [S2] V. Christiansson, F. Petocchi, and P. Werner, **Correlated electronic structure of $\text{La}_3\text{Ni}_2\text{O}_7$ under pressure** (2023), arXiv:2306.07931 [cond-mat].
- [S3] J. Yang, H. Sun, X. Hu, Y. Xie, T. Miao, H. Luo, H. Chen, B. Liang, W. Zhu, G. Qu, C.-Q. Chen, M. Huo, Y. Huang, S. Zhang, F. Zhang, F. Yang, Z. Wang, Q. Peng, H. Mao, G. Liu, Z. Xu, T. Qian, D.-X. Yao, M. Wang, L. Zhao, and X. J. Zhou, **Orbital-Dependent Electron Correlation in Double-Layer Nickelate $\text{La}_3\text{Ni}_2\text{O}_7$** (2023), arXiv:2309.01148 [cond-mat].
- [S4] Z. Liu, M. Huo, J. Li, Q. Li, Y. Liu, Y. Dai, X. Zhou, J. Hao, Y. Lu, M. Wang, and H.-H. Wen, **Electronic correlations and energy gap in the bilayer nickelate $\text{La}_3\text{Ni}_2\text{O}_7$** (2023), arXiv:2307.02950 [cond-mat].
- [S5] J. Mravlje, M. Aichhorn, T. Miyake, K. Haule, G. Kotliar, and A. Georges, **Physical Review Letters** **106**, 096401 (2011), publisher: American Physical Society.
- [S6] S. Ryee, M. J. Han, and S. Choi, **Physical Review Letters** **126**, 206401 (2021), publisher: American Physical Society.
- [S7] S. Ryee, S. Choi, and M. J. Han, **Physical Review Research** **5**, 033134 (2023), publisher: American Physical Society.
- [S8] T. Ayral, S. Biermann, and P. Werner, **Physical Review B** **87**, 125149 (2013), publisher: American Physical Society.
- [S9] M. Schüler, M. Rösner, T. O. Wehling, A. I. Lichtenstein, and M. I. Katsnelson, **Physical Review Letters** **111**, 036601 (2013), publisher: American Physical Society.
- [S10] E. G. C. P. van Loon, M. Schüler, M. I. Katsnelson, and T. O. Wehling, **Physical Review B** **94**, 165141 (2016), publisher: American Physical Society.
- [S11] F. Nilsson, L. Boehnke, P. Werner, and F. Aryasetiawan, **Physical Review Materials** **1**, 043803 (2017), publisher: American Physical Society.
- [S12] S. Ryee, P. Sémon, M. J. Han, and S. Choi, **npj Quantum Materials** **5**, 1 (2020), number: 1 Publisher: Nature Publishing Group.
- [S13] A. Georges, L. d. Medici, and J. Mravlje, **Annual Review of Condensed Matter Physics** **4**, 137 (2013).
- [S14] A. H. Nevidomskyy and P. Coleman, **Physical Review Letters** **103**, 147205 (2009), publisher: American Physical Society.
- [S15] Z. P. Yin, K. Haule, and G. Kotliar, **Physical Review B** **86**, 195141 (2012), publisher: American Physical Society.
- [S16] C. Aron and G. Kotliar, **Physical Review B** **91**, 041110 (2015), publisher: American Physical Society.
- [S17] S. Ryee and T. O. Wehling, **Nano Letters** **23**, 573 (2023), <https://doi.org/10.1021/acs.nanolett.2c04169>.
- [S18] D. A. Shilenko and I. V. Leonov, **Physical Review B** **108**, 125105 (2023), publisher: American Physical Society.
- [S19] F. Lechermann, J. Gondolf, S. Bötzel, and I. M. Eremin, **Electronic correlations and superconducting instability in $\text{La}_3\text{Ni}_2\text{O}_7$ under high pressure** (2023), arXiv:2306.05121 [cond-mat].
- [S20] L. Wang, Y. Li, S. Xie, F. Liu, H. Sun, C. Huang, Y. Gao, T. Nakagawa, B. Fu, B. Dong, Z. Cao, R. Yu, S. I. Kawaguchi, H. Kadobayashi, M. Wang, C. Jin, H. Kwang Mao, and H. Liu, **Structure responsible for the superconducting state in $\text{La}_3\text{Ni}_2\text{O}_7$ at high pressure and low temperature conditions** (2023), arXiv:2311.09186 [cond-mat.supr-con].
- [S21] N. E. Bickers, in **Theoretical Methods for Strongly Correlated Electrons**, CRM Series in Mathematical Physics, edited by D. Sénéchal, A.-M. Tremblay, and C. Bourbonnais (Springer, New York, NY, 2004) pp. 237–296.

- [S22] G. Rohringer, H. Hafermann, A. Toschi, A. Katanin, A. Antipov, M. Katsnelson, A. Lichtenstein, A. Rubtsov, and K. Held, *Reviews of Modern Physics* **90**, 025003 (2018), publisher: American Physical Society.
- [S23] E. Gull, A. J. Millis, A. I. Lichtenstein, A. N. Rubtsov, M. Troyer, and P. Werner, *Rev. Mod. Phys.* **83**, 349 (2011).
- [S24] T. A. Maier, M. Jarrell, and D. J. Scalapino, *Physical Review B* **75**, 134519 (2007), publisher: American Physical Society.
- [S25] R. Nourafkan, G. Kotliar, and A.-M. Tremblay, *Physical Review Letters* **117**, 137001 (2016), publisher: American Physical Society.
- [S26] O. Gingras, R. Nourafkan, A.-M. S. Tremblay, and M. Côté, *Physical Review Letters* **123**, 217005 (2019), publisher: American Physical Society.
- [S27] S. Käser, H. U. R. Strand, N. Wentzell, A. Georges, O. Parcollet, and P. Hansmann, *Physical Review B* **105**, 155101 (2022), publisher: American Physical Society.
- [S28] J. Li, M. Wallerberger, N. Chikano, C.-N. Yeh, E. Gull, and H. Shinaoka, *Phys. Rev. B* **101**, 035144 (2020), arxiv:1908.07575.
- [S29] N. Witt, E. G. C. P. van Loon, T. Nomoto, R. Arita, and T. O. Wehling, *Physical Review B* **103**, 205148 (2021), publisher: American Physical Society.
- [S30] N. Witt, J. M. Pizarro, J. Berges, T. Nomoto, R. Arita, and T. O. Wehling, *Physical Review B* **105**, L241109 (2022).
- [S31] N. Witt, L. Si, J. M. Tomczak, K. Held, and T. Wehling, *No superconductivity in $\text{Pb}_9\text{Cu}_1(\text{PO}_4)_6\text{O}$ found in orbital and spin fluctuation exchange calculations* (2023), arXiv:2308.07261.
- [S32] H. Shinaoka, J. Otsuki, M. Ohzeki, and K. Yoshimi, *Physical Review B* **96**, 035147 (2017).
- [S33] H. Shinaoka, N. Chikano, E. Gull, J. Li, T. Nomoto, J. Otsuki, M. Wallerberger, T. Wang, and K. Yoshimi, *SciPost Physics Lecture Notes* **10.21468/scipostphyslectnotes.63** (2022).
- [S34] M. Wallerberger, S. Badr, S. Hoshino, S. Huber, F. Kakizawa, T. Koretsune, Y. Nagai, K. Nogaki, T. Nomoto, H. Mori, J. Otsuki, S. Ozaki, T. Plaikner, R. Sakurai, C. Vogel, N. Witt, K. Yoshimi, and H. Shinaoka, *SoftwareX* **21**, 101266 (2023).