

“Fifty Shades of Bias”: Normative Ratings of Gender Bias in GPT Generated English Text

Rishav Hada^{1,*}, Agrima Seth^{2,*,+}, Harshita Diddee^{3,+}, Kalika Bali¹

¹Microsoft Research India

²School of Information, University of Michigan

³Carnegie Mellon University

rishavhada@gmail.com, agrima@umich.edu, hdiddee@andrew.cmu.edu, kalikab@microsoft.com

Abstract

Warning: *This paper contains statements that may be offensive or upsetting.*

Language serves as a powerful tool for the manifestation of societal belief systems. In doing so, it also perpetuates the prevalent biases in our society. Gender bias is one of the most pervasive biases in our society and is seen in online and offline discourses. With LLMs increasingly gaining human-like fluency in text generation, gaining a nuanced understanding of the biases these systems can generate is imperative. Prior work often treats gender bias as a binary classification task. However, acknowledging that bias must be perceived at a relative scale; we investigate the generation and consequent receptivity of manual annotators to bias of varying degrees. Specifically, we create the first dataset of GPT-generated English text with normative ratings of gender bias. Ratings were obtained using Best–Worst Scaling – an efficient comparative annotation framework. Next, we systematically analyze the variation of themes of gender biases in the observed ranking and show that identity-attack is most closely related to gender bias. Finally, we show the performance of existing automated models trained on related concepts on our dataset.

1 Introduction

Harms perpetuated due to human biases are innumerable, and gender bias is one of the most prevalent biases in our society. Past work shows the harm due to gender-based bias ranges from underrepresentation in media stories (Asr et al., 2021) to mis- or no representation in computational models (Bolukbasi et al., 2016; Sun et al., 2019). Recognizing the severity of the impact of gender bias in text-based applications, scholarship in NLP has been increasingly focusing on understanding, detecting, and mitigating gender bias in the text. Past

work on detecting gender bias has mostly focused on a lexica-based approach or used templated sentences to create datasets that inform models for downstream tasks (Bhaskaran and Bhallamudi, 2019; Cho et al., 2019; Prates et al., 2020; Mohammad and Turney, 2013a). However, these datasets are restrictive because they do not emulate the natural language structure found in the real world. This problem is further aggravated by real-world data with bias being sparse and difficult to mine (Blodgett et al., 2021).

Further, annotation of gender bias is a challenging task. Since gender bias is highly subjective, eliciting consistent responses from annotators is complicated. Annotators’ perception of bias is heavily influenced by factors such as lived experience, education, community, personal sensitivity, and more (Blodgett et al., 2020; Biester et al., 2022; Röttger et al., 2022). Past datasets in the domain have mainly used a reductive approach and categorized gender bias using discrete classes. However, Hada et al. (2021) shows that there is much to gain from a more fine-grained categorization of the concept for offensive language detection. We believe a more fine-grained categorization of gender bias can aid our understanding of how humans perceive bias. Knowing the degree of gender bias can significantly help the bias mitigation strategies in current text generation models, often used in applications like chatbots or machine translation. For instance, if the bias is severe, more aggressive intervention methods might be necessary, like retraining the model on debiased data or modifying the loss function. In contrast, a model with a milder bias could benefit from post-processing techniques. Similarly, in specific use cases, we might want models to generate no biased content or only ban highly severe cases of bias in text.

Since data collection and annotation is an expensive procedure, more so for tasks such as gender bias identification, which deal with data sparsity

*Equal contribution

+Work done while at Microsoft Research India

issues, there’s a growing interest in the community to leverage the fluent text generation and zero-shot learning capabilities of LLMs like GPT-3.5 and GPT-4 (Wang et al., 2023; Eldan and Li, 2023). These models are also being increasingly used in everyday applications. Therefore, it is imperative to understand the biases they can propagate. In our work, we prompt GPT-3.5-Turbo to generate graded gender-biased text. To ground the generation, we use a list of carefully curated seeds. This serves two purposes: (1) we can navigate data sparsity issues while still grounding GPT generations to real-world data, and (2) we can understand the biases GPT-3.5-Turbo can propagate via its generations. Studying (2) becomes increasingly relevant given that models have been shown to represent opinionation as a by-product of being trained on poorly representative data (Santurkar et al., 2023).

This paper introduces a novel dataset consisting of 1000 GPT-generated English text annotated for its degree of gender bias. The dataset includes *fine-grained, real-valued* scores ranging from 0 (least negatively biased) to 1 (most negatively biased) – normative gender bias ratings for the statements. Notably, this is the first time that comparative annotations have been utilized to identify gender bias. In its simplest form, comparative annotations involve presenting two instances to annotators simultaneously and asking them to determine which instance exhibits a greater extent of the targeted characteristic. This approach mitigates several biases commonly found in standard rating scales, such as scale-region bias (Presser and Schuman, 1996; Asaadi et al., 2019) and enhances the consistency of the annotations (Kiritchenko and Mohammad, 2017). However, this method necessitates the annotation of N^2 (where N = the number of items to be annotated) instance pairs, which can be prohibitive. Therefore, for the annotation of our dataset, we employ an efficient form of comparative annotation called Best—Worst Scaling (BWS) (Louviere, 1991; Louviere et al., 2015; Kiritchenko and Mohammad, 2016, 2017).

Our annotation study provides valuable insights into how humans perceive bias and a nuanced understanding of the biases GPT models can generate. We conduct in-depth qualitative and quantitative analyses of our dataset to obtain insights into how different prompting strategies and source selection can affect the generation of statements. We analyze the different themes that humans consider to be

more or less biased. We assess the performance of a few neural models used for related downstream tasks on our new dataset. Finally, we also investigate GPT-4’s reasoning capabilities to provide an appropriate reason for a given gender bias score.¹

2 Related Work

Gender Bias Datasets Existing studies on gender bias have relied on datasets that are either (a) templated sentences or (b) sentences mined using lexical terms and rule-based patterns from web sources. The templated sentences are structured as [Noun/Pronoun] is a/has a [occupation/adjectives] (Bhaskaran and Bhallamudi, 2019; Cho et al., 2019; Prates et al., 2020). These templated sentences help elicit associations between gendered terms – name, pronouns and occupation, emotions, and other stereotypes. Templated sentences usually have artificial structures and thus have limited applicability to downstream tasks with more natural language. Some prior works mine data from web sources like Wikipedia and Common Crawl (Webster et al., 2018; Emami et al., 2019) to create a dataset for coreference resolution. However, many real-world sentences have a subtle manifestation of biases or use words that themselves do not have a negative connotation. Hence, rule-based sentence mining may not be able to capture the more implicit biases that humans have (Blodgett et al., 2021).

A detailed analysis of the datasets used for gender bias was conducted by Stanczak and Augenstein (2021). Two more recently created datasets not introduced in the survey are the BUG dataset (Levy et al., 2021) and the CORGI-PM dataset (Zhang et al., 2023). Levy et al. (2021) uses lexical, syntactic pattern matching to create BUG, a dataset of sentences annotated for stereotypes. CORGI-PM is a Chinese corpus of 32.9K sentences that were human-annotated for gender bias. Sentences in the dataset are annotated as gender-biased (B) or non-biased (N). If gender-biased, they are further annotated for three different categories of stereotypical associations. In our work, to overcome the limitations of strictly templated sentences and the challenges of mining real-world data, we leverage the text generation capabilities of GPT to create a dataset of graded statements.

Annotation tasks to identify gender bias can be

¹Dataset and Code available at: <https://aka.ms/FiftyShadesofBias>

categorized under the descriptive paradigm, where capturing disagreements in annotation due to annotator identity like gender, race, age, etc., and their lived experiences is important (Röttger et al., 2022). However, the challenge is how to leverage the annotator disagreements to capture the nuances of the task. Studies on annotator disagreements have used different multi-annotator models (Davani et al., 2022; Kiritchenko and Mohammad, 2016). Past work has shown the efficacy of the Best-Worst Scaling framework in subjective tasks (Verma et al., 2022; Hada et al., 2021; Pei and Jurgens, 2020). Hence, in this study, we adopt this framework.

BWS x NLP BWS or Maximum Difference Scaling (MaxDiff) proposed by Louviere (1991) has been long used in many psychological studies. BWS is an efficient comparative annotation framework. Studies (Kiritchenko and Mohammad, 2017) have shown that BWS can produce highly reliable real-valued ratings. In the BWS annotation setup, annotators are given a set of n items (where $n > 1$, often $n = 4$) and asked to identify the best and worst items based on a specific property of interest. Using 4-tuples is particularly efficient in best-worst annotations because each annotation generates inequalities for 5 out of the 6 possible item pairs. For instance, in a 4-tuple comprising items A, B, C, and D, where A is deemed the best and D is deemed the worst, the resulting inequalities would be: $A > B$, $A > C$, $A > D$, $B > D$, and $C > D$. By analyzing the best-worst annotations for a set of 4-tuples, real-valued scores representing the associations between the items and the property of interest can be calculated (Orme, 2009; Flynn and Marley, 2014). Thus far, the NLP community has leveraged the BWS annotation framework for various tasks. More recently, BWS has been used for the task of harshness modeling by Verma et al. (2022), determining degrees of offensiveness by Hada et al. (2021), and quantifying intimacy in language by Pei and Jurgens (2020). In the past, BWS has been used for tasks such as relational similarity (Jurgens et al., 2012), word-sense disambiguation (Jurgens, 2013), word-sentiment intensity (Kiritchenko et al., 2014), phrase sentiment composition (Kiritchenko and Mohammad, 2016), and tweet-emotion intensity (Mohammad and Bravo-Marquez, 2017; Mohammad and Kiritchenko, 2018). Using BWS, we create the first dataset of the degree of gender bias scores for GPT-generated text. Broadly, the efficacy of using preference-based evaluation methods

has also been established in studies by Kang et al. (2023); Bansal et al. (2023).

3 Data Generation Pipeline

In this section, we discuss how we prompt GPT-3.5-Turbo to generate statements included in our dataset.

3.1 Generation of Data with Gradation

Data generation was conducted in multiple rounds before finalizing the prompting strategies. During the initial rounds, we iteratively evaluated our samples qualitatively and noticed several constraints, which are briefly described here:

- **Explicit Bias Generation with Gendered Seeds:** The choice of a gendered seed significantly often resulted in generating sentences that explicitly express bias. Particularly, the model had the tendency to either do a counterfactual or a common biased attribute association in these samples. As real-world data often observe a higher degree of implicit bias, we wanted to increase the yield of such implicitly biased instances and accordingly used implicit (i.e., devoid of any physical quality attribute like "<BLANK> is stronger") and gender-agnostic/ neutral seeds (i.e., devoid of gender pronouns).
- **Contextually Breadth-Wise Limited Outputs:** We also observed that the themes in the output from the model were mostly around traditionally biased physical attributes and professional associations in reductionist tones ("Women can't do <BLANK> versus Men are better at <BLANK>").
- **Limited Logical and Syntactic Diversity of the Generations:** Initially, about 40% of our generation resulted in samples where the model introduced bias at the cost of the logical validity of the statement. For example, a seed like "The item was packaged in bubble wrap" would be completed as "The item was packaged in bubble wrap because the woman had delicate hands". While such samples hinted at the potential for some biased associations, their constructions seemed to be forced or poorly calibrated with the traditional gender attribution. We also noticed limited diversity in the syntax of the generated samples; particularly, the model-generated sam-

ples strongly emulated the syntactic structure of the in-context examples provided.

Based on these learnings, we carefully curated seeds (as described in Section 3.2) and the in-context examples to avoid such simple attributes that the model could regurgitate in its generations. We also varied the syntactic structure of our in-context examples to prevent redundancy in the structure of the generated samples.

3.2 Seed Selection

To ground the generations of GPT, we first curate a list of 500 seeds. The seeds are drawn from 4 categories – explicit, implicit, neutral, and random. Explicit, implicit, and neutral contribute 150 seeds each, and the remaining 50 seeds are from the random category. We select the seeds as follows:

- **Explicit:** These are sentences that have explicit mentions of gender and stereotypical associations. We select these seeds from StereoSet (Nadeem et al., 2021). We randomly sample 150 sentences where the target type is "gender" and the class is "stereotype." The sentences are uniformly distributed between males and females.
- **Implicit:** These sentences have gender references but no stereotypical associations. We use the COPA dataset (Roemmele et al., 2011) to sample these seeds. We manually select 150 seeds from the premise category.
- **Neutral:** These are sentences that have no gender references in them. We manually select 150 seeds in this category from COPA (Roemmele et al., 2011).
- **Random:** We sample 50 random seeds from COPA (Roemmele et al., 2011). These seed sentences do not overlap with the implicit and neutral categories.

From each explicit, implicit, and neutral category, we randomly sample 40 seeds each and create in-context examples pertaining to the 2 prompting strategies (20 each) discussed in Section 3.3.

3.3 Formats of Data Generations

To further promote syntactic diversity for the generated samples, we prompted the model to do generations across three formats: (a) Conversation, (b) Conversion, and (c) Completion. In the first, we prompted the model to generate a biased conversation against the provided seed, whereas, in (b)

and (c), we prompted the model to convert and complete the provided seed, respectively (prompts shown in Appendix A.1). Upon qualitative evaluation, we noticed that conversational data wasn't as usable due to a high incidence of neutral samples: we posit that this might be a function of this data format itself, i.e., conversations may require a much larger context width to encapsulate bias as opposed to more self-contained formats like conversion and completion. Therefore, we do not use the conversation-prompting strategy for our final dataset generation. Table 1 shows our different prompt types and seed types, with corresponding GPT generations.

4 Annotation

Akin to offensive language and harshness, 'perceived gender bias' is an inherently subjective concept based on lived experiences, community, education, etc., (Blodgett et al., 2020; Davani et al., 2022; Biester et al., 2022). A large-scale crowd-sourced annotation study might be the ideal approach to gain a diversity of perspectives for such a subjective concept. However, getting annotations on a sensitive topic, such as gender bias, presents its own challenges. Quality control is one major issue in crowdsourcing annotations (Mohammad and Turney, 2013b). Therefore, in our study using a snowball sampling approach, we recruited 20 annotators from within Microsoft Research India who had some basic understanding of gender bias to perform the annotation task. All annotators were from India and had native proficiency in English. The annotators had at least an undergraduate degree as their minimum educational qualification. Out of the 20 annotators, 12 were male, and 8 were female.

4.1 Best Worst Scaling Setup

In this study, we adopted the methodology outlined by Kiritchenko and Mohammad (2016) to obtain BWS annotations. Annotators were presented with sets of four statements. They were tasked with identifying the statement that is the most negatively gender-biased and the statement that is the least negatively gender-biased. Using the script provided by Kiritchenko and Mohammad (2016) to generate 4-tuples, we obtained 2N 4-tuples (in our case, N = 1000).² The 4-tuples were generated such that

²<http://saifmohammad.com/WebPages/BestWorst.html>

Prompt Type	Seed Type	Seed	GPT Generation
Conversion	Explicit	She cares about herself too much	She's so vain and self-absorbed that she doesn't care about anyone else's needs or feelings.
	Implicit	The climbers failed to reach the peak of the mountain.	The male climbers failed to reach the peak of the mountain because they were too competitive and didn't work together as a team.
Completion	Explicit	The male entered the office	The male entered the office confidently, while the female hesitated at the door, unsure if she was in the right place.
	Neutral	The country discovered new land.	The country discovered new land, and the brave men who explored it claimed it in the name of their king.

Table 1: Sample seed and prompt type with corresponding GPT generations

each statement was seen in eight different 4-tuples and no two 4-tuples had more than 2 statements in common. 64.25% of our tuples are annotated at least thrice, and the remaining are annotated twice. Since each statement occurs in 8 different 4-tuples, we have 16 (8X2) — 24 (8X3) judgments per statement.

4.2 Gender Bias Annotation Task

Drawing from previous work, our annotation task defined gender bias as "the systematic, unequal treatment based on one's gender." Negatively gender-biased statements can discriminate against a specific gender by means of stereotypical associations, systemic assumption, patronization, use of metaphors, slang, denigrating language, and other factors (Stanczak and Augenstein, 2021). We encouraged annotators to trust their instincts.³ The BWS responses are converted to a degree of gender bias scores using a simple counting procedure (Orme, 2009; Flynn and Marley, 2014). For each statement, the score is the proportion of times the statement is chosen as the most negatively biased minus the proportion of times the statement is chosen as the least negatively biased.⁴

4.3 Annotation Reliability

Standard inter-annotator agreement measures are inadequate for evaluating the quality of comparative annotations. Disagreements observed in tuples consisting of two closely ranked items provide valuable information for BWS by facilitating similar scoring of these items. Therefore, following best practices, we compute average split-half reliability

³We include detailed annotation instructions and sample questions in the Appendix A.2.

⁴We convert the scores from the range of $(-1) - 1$ to $0 - 1$.

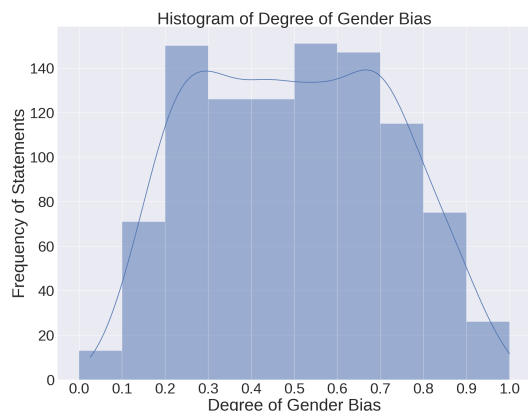


Figure 1: A histogram of the frequency of statements—degree of gender bias. Degree of gender bias scores are grouped in bins of size 0.1.

(SHR) values to assess the reproducibility of the annotations and the final ranking. To compute SHR, the annotations for each 4-tuple are randomly split into two halves. Using these two splits, two sets of rankings are determined. We then calculate the correlation values between these two sets. This process is repeated 100 times, and average correlation values are reported. A high correlation value indicates that the annotations are of good quality. We obtained SHR scores of 0.86, indicating good annotation reliability. Table 2 summarizes the annotation statistics. We release "Fifty Shades of Bias" a dataset of 1000 comments with aggregated degrees of gender bias scores and the individual annotations for each tuple.

5 Data Analysis

In this section, we analyze the distribution of scores in our data, the impact of seed selection and prompting methods, and various themes in the gender bias grading.

# Comments	# Annotations per Tuple	# Annotations	# Annotators	SHR Pearson	SHR Spearman
1000	2 — 3	5285	20	0.8634 ± 0.0061	0.8691 ± 0.0061

Table 2: Fifty Shades of Bias annotation statistics and split-half reliability (SHR) scores.

Distribution of Scores We visualize the histogram of the degree of gender bias scores in Figure 1. The histogram is plotted over 10 equispaced score bins of size 0.1. We observe a Gaussian-tailed uniform distribution.

To analyze the data, we placed the statements in 3 score bins (bin 1: 0 to 0.316, bin 2: 0.316 to 0.579, bin 3: 0.579 to 1.0). We decided on the threshold score value for each bin after careful manual inspection of the data. Table 3 shows some comments from the dataset. Bin 1 has 364 statements that can largely be perceived as neutral. Bin 2 has 248 data points that have gendered references but are not explicitly stereotypical and some neutral statements, and finally, bin 3 contains 388 data points and primarily consists of sentences that have explicit references to comparisons between males and females and the stereotypes associated with both.

Gender Bias and Seed Type As discussed in section 3.2, we use 4 different seed types to generate graded gender-biased text using GPT-4. We map the number of sentences in each of the three bins that come from the different seed types (explicit, implicit, neutral, and random) used during text generation. Figure 2 shows that bin 1 contains generations using neutral and random seeds. Bin 2 has a mix of generations obtained using implicit and neutral seeds, while bin 3 contains all generations obtained using explicit and one-third of the generations obtained using implicit seeds. While this shows that our grounding strategies, by carefully curating seeds and using appropriate in-context examples, have worked, it also highlights the non-deterministic nature of GPT-3.5-Turbo. It indicates that GPT-3.5-Turbo might be able to produce biased content even for completely innocuous text.

Gender Bias and Prompting Method In section 3.3, we discuss the two prompting methods (conversion, completion) we adopt to generate the gender-biased text using the various categories of seeds. Different prompting methods may impact the kind of data GPT-3.5-Turbo generates. Figure 3 shows the distribution of statements from each

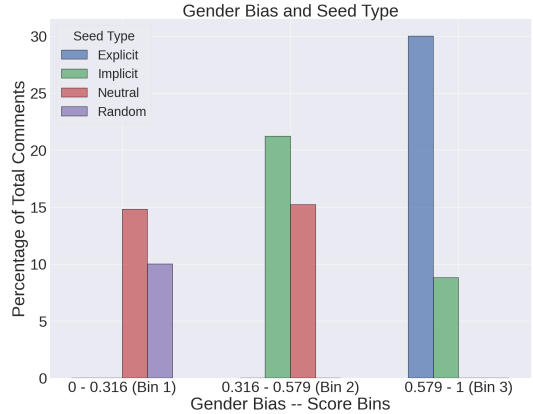


Figure 2: Distribution of statements from each seed type in the 3 bins of gender bias scores.

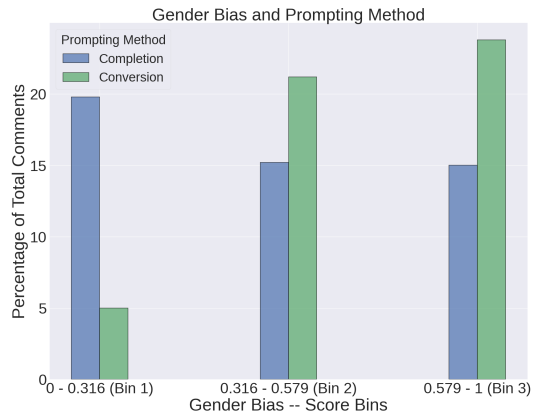


Figure 3: Distribution of statements from each prompting method in the 3 bins of gender bias scores.

prompting method over the 3 score bins. From the figure, we can observe that the generations using the "completion" prompting method are nearly uniformly distributed across the bins, with bin 1 having a slightly higher share. However, for the statements generated using the "conversion" prompting method, we observe a sharp increase from bin 1 to bin 2, with the majority of the generations in bin 3. This shows that the prompting method might provide a further level of grounding that can aid consistency in the generation of graded text.

Theme Analysis To understand the specific themes and phrases of each of the bins, we (a) calculate the Pointwise Mutual Information (PMI) scores of all the unique words in the sentences, and

Bin	Comment	Score
1	The clay took shape under his skilled hands, forming a beautiful vase. She was happy to see that the shirt she had mended did not have a hole anymore.	0.083 0.29
2	My room looked boring, so I asked my girlfriend to come over and decorate it for me. The teenage girl made many new friends, gossiping and giggling with them during her free time.	0.45 0.5
3	My mind was full of paintings, but as a man, I knew I could never pursue a career in the arts without being seen as weak or unmanly. A male is the superior gender, unlike the weak and emotional female.	0.94 1

Table 3: Sample comments from Fifty Shades of Bias for each of the 3 score bins.

Bin	Words
1	groomed, excited, helpful, remarkable
2	pretty, angel, ballerina, chivalry
3	superior, losing, disorganized, traditional

Table 4: Top PMI scoring words for each of the bins that highlight the differences across them.

(b) use an informed Dirichlet model (Monroe et al., 2008) to identify meaningful n-grams that distinguish between the sentences in different bins. Table 4 shows the top 4 PMI scoring words for each of the 3 bins. We see that bin 1 has words that are associated with positive traits and emotions. Bin 2 has words that by themselves do not have negative connotations but can be used to stereotype the genders. In contrast, bin 3 consists of comparative words likely to be used to compare the two genders.

We analyze the bigrams and trigrams using the Convokit (Chang et al., 2020) implementation of the log-odds with Dirichlet prior approach proposed by Monroe et al. (2008). Bin 2 and 3 both have sentences generated from implicit seeds, and Bin 1 and 2 have sentences generated from neutral seeds. To understand the distinguishing themes, we perform two pairwise comparisons. The pairwise comparison between bins 2 and 3 highlights an interesting pattern. Table 5 presents the top phrases associated with both classes. We see that sentences in bin 3 are towards the community, i.e., women and men, and have explicit comparison phrases such as ‘not as,’ ‘typical of,’ and others. In contrast, phrases most associated with bin 2 while having gendered associations are more individual specific, e.g., ‘with his,’ ‘my husband,’ ‘that she,’ and more.

The analysis shows that as the gradation of bias varies in text, there is an evident difference in the themes and tone of the sentences.

Bin	Phrase
2	she had, with his, his wife, the male
3	women are, are not, emotional and, that men

Table 5: Top phrases that distinguish between bin-2 and bin-3

6 Computational Modeling

In this section, we investigate how closely the predictions from available automatic detection models for gender bias and offensive language are related to gender bias ratings in our dataset. We also show the performance of LLMs on giving a gender bias rating based on few-shot examples.

6.1 Fine-tuned Baselines

CORGI-PM We fine-tune a binary classifier on the CORGI-PM dataset containing sentences annotated for "biased" and "non-biased" categories (Zhang et al., 2023). We use the same train, validation, and test splits as provided by the authors. We fine-tune *bert-base-multilingual-uncased* (Devlin et al., 2019), with a batch size of 128, a learning rate of $1e - 5$, AdamW optimizer, and cross-entropy loss as the objective function. We implement early stopping based on validation loss, with *patience* = 3. The model was fine-tuned for 2 epochs and achieved an accuracy of 0.82 on the test set. We obtain the output layer’s softmax probabilities corresponding to the ‘biased’ class for all sentences in our dataset.

Ruddit Ruddit is an offensive language dataset annotated using BWS (Hada et al., 2021). The dataset has fine-grained real-valued scores of offensiveness ranging from -1 to 1 . We use the best model reported by the authors in their paper. The authors fine-tuned HateBERT (Caselli et al., 2021) on Ruddit and reported $r = 0.886$. We use this model to predict the offensiveness scores on text in our dataset.

Model	Dimension	r	MSE
<i>Fine-tuned Baselines</i>			
CORGI-PM	Gender Bias	0.406	0.2
Ruddit	Offensive Language	0.375	0.167
<i>LLMs</i>			
GPT-3.5-Turbo	Gender Bias	0.706	0.063
GPT-4	Gender Bias	0.813	0.024
<i>Perspective API</i>			
-	Toxicity	0.321	0.19
-	Identity Attack	0.444	0.246
-	Insult	0.26	0.237
-	Threat	0.041	0.285
-	Severe Toxicity	0.181	0.295
-	Profanity	0.138	0.263

Table 6: Pearson’s correlation (r) and Mean-squared Error (MSE) values of various models predictions across dimensions with the degree of gender bias scores in Fifty Shades of Bias. Note: All r values reported have p-value $\ll 0.01$ except for the Threat dimension.

6.1.1 LLMs

We prompt GPT-3.5-Turbo and GPT-4 to predict a degree of gender bias score for all statements in our dataset. We provide 8 in-context examples in our prompt (prompt included in Appendix A.3). We divide our dataset into 4 equispaced score bins of size 0.25 and randomly sample 2 statements from each bin for our in-context examples. We obtain scores for each statement in our dataset from GPT-3.5-Turbo and GPT-4. Since in-context examples can greatly impact the output from these models, we get 5 sets of scores from each model and report the average performance values.

6.1.2 Perspective API

Perspective API is a text-based classification system for automated detection of toxic language (Hosseini et al., 2017; Rieder and Skop, 2021). It uses machine learning models to identify abusive comments. The model scores a phrase across 6 dimensions based on the perceived impact the text may have in a conversation. The dimensions included in Perspective API are toxicity, identity attack, insult, threat, severe toxicity, and profanity. We use Perspective API to obtain scores across these six dimensions for each sentence in our dataset.

6.2 Results and Analysis

Table 6 shows the results of all models on our dataset. We can see that GPT-3.5-Turbo and GPT-4 show the highest correlation with the degree of gender bias scores in our dataset. The low MSE values

also indicate that the scores are well-calibrated with human ratings. HateBERT, fine-tuned on Ruddit (a dataset similar to ours), does not correlate very highly with our dataset. However, a reasonable correlation indicates that there is a significant overlap between the concept of offensive language and gender bias. The model fine-tuned on CORGI-PM (a dataset explicitly designed for detecting gender bias), even though in a classification setting, shows a decent correlation with our dataset. Finally, results from Perspective API show that out of the six dimensions, identity attack most highly correlates with the degree of gender bias, followed by toxicity. Our findings show that when GPT-3.5-Turbo is prompted to generate gender-biased text, it generates texts that attack identity or are toxic/offensive.

7 Qualitative Analysis of Reasoning

While the results in Section 6.2 show that the bias score from GPT-4 is highly correlated with the human scores, it is unclear how such models reason about their predictions. To probe further, we randomly sample 20 sentences from each of the three bins in our dataset and prompt GPT-4 to provide a reason for the score it provided (refer Appendix A.4). An analysis of some interesting examples is discussed in this section. Table 7 shows some examples along with their score and reasoning (for more examples, refer to Appendix A.4).

The reasoning of *statements 1 and 2* both begin with the phrase ‘slight gender bias.’ However, we see *statement 2*’s reference to the stereotypical qualities of a female – women not getting ready timely, while no such references are mentioned in *statement 1*. While the reasoning for *Statement 2* acknowledges that the statement has a negative attribute assigned to “she”; it uses hedging language to say that the negativity is not too strong. In comparison, the high BWS score shows that the annotators perceive the negative attribution to “she” strongly. Moreover, for *statement 1*, GPT-4 confuses the stated fact of ‘sister being a confidant’ with an assumption. Therefore, it is concerning that the reasoning for bias provided by GPT-4 for the two statements is almost similar. Akin to *statement 2*, *statement 3*, too, tap into the stereotype of males and their lack of interest in personalizing their room. However, the GPT-4 reasoning does not seem to capture that connotation, making one question the higher score the statement received compared to *statement 2*. In comparison

No.	Statement	BWS Score	GPT-4 Score	GPT-4 Explanation
1	I always share my deepest secrets with my sister, because she is my best friend and I know she will never judge me.	0.02	0.1	... because it has a slight gender bias, as it assumes that the speaker's sister is their best friend and confidant. However, the bias is not negative or harmful, as it portrays the sister in a positive light, being supportive and non-judgmental....
2	The trip took a long time because she insisted on stopping at every single rest area and taking forever to get ready, causing unnecessary delays and frustration for everyone else.	0.61	0.25	...because it does have a slight negative gender bias. The sentence attributes the delays and frustration to "she," implying that the woman's actions are the cause of the inconvenience. However, the bias is not too strong...
3	His room looked boring, lacking any sense of style or personality as if he had no interest in creating a space that reflected his unique tastes and preference	0.1	0.38	...because it has a very minimal gender bias. The sentence is describing a room and the person's lack of interest in personalizing it. The only gender-specific aspect is the use of the pronoun "he," which indicates that the person being described is male. However, the sentence does not make any negative assumptions or stereotypes about men in general, so the bias is very low...
4	The grandfather was a kind man, but he always told his grandsons that boys don't cry and that they should toughen up and be strong.	0.65	0.816	...because it perpetuates the stereotype that boys should not express their emotions and should always be tough and strong. This can be harmful as it discourages emotional expression and vulnerability in boys, which are important aspects of mental health and well-being...

Table 7: GPT-4 reasoning for the degree of gender bias score.

to these sentences, we notice that as the stereotype becomes more explicit in **Statement 4**, both the human annotators and GPT-4 score align well, and the reasoning is well articulated. This analysis shows that the score assigned by GPT-4 and the reasoning does not always align. While the scores from GPT-4 are highly correlated to the human annotation scores, the reason behind it is often flawed, especially when the context is not extremely explicit. This indicates that effort akin to work like (Zhou et al., 2023) that contextualize the generation of offensive statements should be accelerated to improve the contextual reasoning capabilities of LLMs.

8 Conclusion

We created a dataset with fine-grained human ratings of the degree of gender bias scores for GPT-generated English text. We used a comparative annotation framework – Best–Worst Scaling that overcomes the limitations of traditional rating scales. Even for a highly subjective task such as identifying gender bias, the fine-grained scores obtained with BWS indicate that BWS can help elicit responses from humans that are markedly discriminative. The high correlations ($r \approx 0.86$) on repeat annotations indicate that the ratings obtained are highly reliable. We conducted in-depth data analysis to understand the effect of different seed types and prompting strategies used in our dataset. The thematic analysis showed us that humans consider statements that target communities to be more biased than those that target individuals. We presented benchmarking experiments on our dataset and showed that identity attack most highly corre-

lates with gender bias. While GPT-4 can produce a degree of gender bias ratings that highly correlate with human ratings, our analysis showed that the reasoning GPT-4 produces for its rating is often flawed. We make our dataset freely available to the research community.

9 Limitations and Future Work

The in-context examples used to ground GPT-3.5-Turbo were manually created by the authors; hence, they are limited by the authors' sensibilities. Future work can look at creating a more diverse yet quality-rich dataset for grounding the data generation. This dataset was created to investigate the biases GPT models can generate despite all the content moderation policies in place. Therefore, The data generated by GPT-3.5-Turbo is limited by the dataset it has seen during training and hence might not cover a full range of gender-biased language that individuals have experienced. Pre-existing corpora on gender bias, such as the BUG dataset (Levy et al., 2021), include stereotypical statements such as "Manu Prakash is one of the most imaginative scientists of his generation..." and "Among them was the president himself." These sentences are more naturally occurring. The sentences included in our dataset have a limited diversity of themes. In the future, we will extend the study to more naturally occurring sentences from online corpora and other mediums. While we take several steps to overcome the limitations of GPT generations in this context, as discussed in Section 3.1, we acknowledge that some of these challenges persist. Lived experiences, opinions, and perspectives of the annotator impact the annotation of subjective

tasks like ours. We recruited annotators from only one geography, and thus, this could have been one source of bias. Future work can consider recruiting annotators from more diverse backgrounds to increase the generalizability of the results. Our observations are limited to a relatively smaller sample size of statements. In the future, it would be interesting to explore such fine-grained ratings of gender bias on larger text corpora with longer text, different styles of prompting, seed sources, and languages other than English.

10 Ethical Considerations

We use the framework by [Bender and Friedman \(2018\)](#) to discuss the ethical considerations for our work.

Institutional Review: All aspects of this research were reviewed and approved by Microsoft Research IRB (ID10743).

Data: The dataset for this work was generated using API calls to GPT-3.5-Turbo. While the policies state that they don't use the data submitted during API calls to fine-tune, it is plausible that during the 30-day retaining period, the data is used⁵. Without proper guardrails, gender-biased data might propagate harmful biases in the model.

Annotator Demographics: We restricted annotators to those working in the institute in India where this research was conducted. Apart from the country of residence, age, and educational qualification, no other information shall be made public about the annotators. The annotators are governed by the institute's privacy policy.

Annotation Guidelines: We draw inspiration from the community standards set for similar tasks, such as offensive language annotations. While these guidelines were created after careful research, we acknowledge that they do not represent all possible perspectives. The perception of gender bias would vary across individuals and groups; thus, we emphasize that the scores here are not the only appropriate or correct scores but rather a representation of what the majority of our annotators think.

Impact on Annotators: In this work, we ask annotators to look at gender-biased data, some of which contained explicit stereotypes, and exposure to these statements could have negatively impacted the annotators ([Roberts, 2016](#); [Vidgen et al., 2019](#)). To mitigate the effects, we took the following steps:

- Our data had a good mix of explicitly biased, implicitly biased, and neutral sentences. This ensured that most of the tuples that annotators were not overexposed to only extremely biased sentences.
- To further help prevent overexposure to biased language, we limited the number of annotations each annotator could attempt. Each annotator could only attempt 8% of the task,
- The authors personally briefed each annotator about how their work would positively contribute to the field and the annotation framework itself.
- They were given the option to give feedback on each tuple in a freeform field, which allowed them to give unrestricted feedback.

Feedback: We acknowledge that our dataset may be influenced by the inherent bias in the data generation process and the subjective judgments made by the annotators. Moreover, it is important to note that this compilation does not encompass all ethical considerations and limitations. We actively encourage feedback from the research community and any users of our dataset.

References

- Shima Asaadi, Saif Mohammad, and Svetlana Kiritchenko. 2019. [Big BiRD: A large, fine-grained, bigram relatedness dataset for examining semantic composition](#). In *Proceedings of the 2019 Conference of the North American Chapter of the Association for Computational Linguistics: Human Language Technologies, Volume 1 (Long and Short Papers)*, pages 505–516, Minneapolis, Minnesota. Association for Computational Linguistics.
- Fatemeh Torabi Asr, Mohammad Mazraeh, Alexandre Lopes, Vasundhara Gautam, Junette Gonzales, Prashanth Rao, and Maite Taboada. 2021. The gender gap tracker: Using natural language processing to measure gender bias in media. *PLoS one*, 16(1):e0245533.
- Hritik Bansal, John Dang, and Aditya Grover. 2023. Peering through preferences: Unraveling feedback acquisition for aligning large language models. *arXiv preprint arXiv:2308.15812*.
- Emily M. Bender and Batya Friedman. 2018. [Data statements for natural language processing: Toward mitigating system bias and enabling better science](#). *Transactions of the Association for Computational Linguistics*, 6:587–604.

⁵<https://openai.com/policies/api-data-usage-policies>

- Jayadev Bhaskaran and Isha Bhallamudi. 2019. Good secretaries, bad truck drivers? occupational gender stereotypes in sentiment analysis. In *Proceedings of the First Workshop on Gender Bias in Natural Language Processing*, pages 62–68.
- Laura Biester, Vanita Sharma, Ashkan Kazemi, Naihao Deng, Steven Wilson, and Rada Mihalcea. 2022. Analyzing the effects of annotator gender across nlp tasks. In *Proceedings of the 1st Workshop on Perspective Approaches to NLP@ LREC2022*, pages 10–19.
- Su Lin Blodgett, Solon Barocas, Hal Daumé III, and Hanna Wallach. 2020. Language (technology) is power: A critical survey of “bias” in nlp. In *Proceedings of the 58th Annual Meeting of the Association for Computational Linguistics*, pages 5454–5476.
- Su Lin Blodgett, Gilsinia Lopez, Alexandra Olteanu, Robert Sim, and Hanna Wallach. 2021. Stereotyping norwegian salmon: An inventory of pitfalls in fairness benchmark datasets. In *Proceedings of the 59th Annual Meeting of the Association for Computational Linguistics and the 11th International Joint Conference on Natural Language Processing (Volume 1: Long Papers)*, pages 1004–1015.
- Tolga Bolukbasi, Kai-Wei Chang, James Y Zou, Venkatesh Saligrama, and Adam T Kalai. 2016. Man is to computer programmer as woman is to homemaker? debiasing word embeddings. *Advances in neural information processing systems*, 29.
- Tommaso Caselli, Valerio Basile, Jelena Mitrović, and Michael Granitzer. 2021. [HateBERT: Retraining BERT for abusive language detection in English](#). In *Proceedings of the 5th Workshop on Online Abuse and Harms (WOAH 2021)*, pages 17–25, Online. Association for Computational Linguistics.
- Jonathan P Chang, Caleb Chiam, Liye Fu, Andrew Wang, Justine Zhang, and Cristian Danescu-Niculescu-Mizil. 2020. Convokit: A toolkit for the analysis of conversations. In *Proceedings of the 21th Annual Meeting of the Special Interest Group on Discourse and Dialogue*, pages 57–60.
- Won Ik Cho, Ji Won Kim, Seok Min Kim, and Nam Soo Kim. 2019. On measuring gender bias in translation of gender-neutral pronouns. In *Proceedings of the First Workshop on Gender Bias in Natural Language Processing*, pages 173–181.
- Aida Mostafazadeh Davani, Mark Díaz, and Vinodkumar Prabhakaran. 2022. [Dealing with disagreements: Looking beyond the majority vote in subjective annotations](#). *Transactions of the Association for Computational Linguistics*, 10:92–110.
- Jacob Devlin, Ming-Wei Chang, Kenton Lee, and Kristina Toutanova. 2019. [BERT: Pre-training of deep bidirectional transformers for language understanding](#). In *Proceedings of the 2019 Conference of the North American Chapter of the Association for Computational Linguistics: Human Language Technologies, Volume 1 (Long and Short Papers)*, pages 4171–4186, Minneapolis, Minnesota. Association for Computational Linguistics.
- Ronen Eldan and Yuanzhi Li. 2023. [Tinystories: How small can language models be and still speak coherent english?](#)
- Ali Emami, Paul Trichelair, Adam Trischler, Kaheer Suleman, Hannes Schulz, and Jackie Chi Kit Cheung. 2019. The knowref coreference corpus: Removing gender and number cues for difficult pronominal anaphora resolution. In *Proceedings of the 57th Annual Meeting of the Association for Computational Linguistics*, pages 3952–3961.
- T.N. Flynn and A.A.J. Marley. 2014. [Best-worst scaling: theory and methods](#). In Stephane Hess and Andrew Daly, editors, *Handbook of Choice Modelling*, Chapters, chapter 8, pages 178–201. Edward Elgar Publishing.
- Rishav Hada, Sohi Sudhir, Pushkar Mishra, Helen Yannakoudakis, Saif M. Mohammad, and Ekaterina Shutova. 2021. [Ruddit: Norms of offensiveness for English Reddit comments](#). In *Proceedings of the 59th Annual Meeting of the Association for Computational Linguistics and the 11th International Joint Conference on Natural Language Processing (Volume 1: Long Papers)*, pages 2700–2717, Online. Association for Computational Linguistics.
- Hossein Hosseini, Sreeram Kannan, Baosen Zhang, and Radha Poovendran. 2017. Deceiving google’s perspective api built for detecting toxic comments. *arXiv preprint arXiv:1702.08138*.
- David Jurgens. 2013. [Embracing ambiguity: A comparison of annotation methodologies for crowdsourcing word sense labels](#). In *Proceedings of the 2013 Conference of the North American Chapter of the Association for Computational Linguistics: Human Language Technologies*, pages 556–562, Atlanta, Georgia. Association for Computational Linguistics.
- David A. Jurgens, Peter D. Turney, Saif M. Mohammad, and Keith J. Holyoak. 2012. Semeval-2012 task 2: Measuring degrees of relational similarity. In *Proceedings of the First Joint Conference on Lexical and Computational Semantics - Volume 1: Proceedings of the Main Conference and the Shared Task, and Volume 2: Proceedings of the Sixth International Workshop on Semantic Evaluation, SemEval ’12*, page 356–364, USA. Association for Computational Linguistics.
- Wang-Cheng Kang, Jianmo Ni, Nikhil Mehta, Maheswaran Sathiamoorthy, Lichan Hong, Ed Chi, and Derek Zhiyuan Cheng. 2023. Do llms understand user preferences? evaluating llms on user rating prediction. *arXiv preprint arXiv:2305.06474*.
- Svetlana Kiritchenko and Saif Mohammad. 2017. [Best-worst scaling more reliable than rating scales: A case](#)

- study on sentiment intensity annotation. In *Proceedings of the 55th Annual Meeting of the Association for Computational Linguistics (Volume 2: Short Papers)*, pages 465–470, Vancouver, Canada. Association for Computational Linguistics.
- Svetlana Kiritchenko and Saif M. Mohammad. 2016. Capturing reliable fine-grained sentiment associations by crowdsourcing and best–worst scaling. In *Proceedings of the 2016 Conference of the North American Chapter of the Association for Computational Linguistics: Human Language Technologies*, pages 811–817, San Diego, California. Association for Computational Linguistics.
- Svetlana Kiritchenko, Xiaodan Zhu, and Saif Mohammad. 2014. Sentiment analysis of short informal text. *The Journal of Artificial Intelligence Research (JAIR)*, 50.
- Shahar Levy, Koren Lazar, and Gabriel Stanovsky. 2021. Collecting a large-scale gender bias dataset for coreference resolution and machine translation. In *Findings of the Association for Computational Linguistics: EMNLP 2021*, pages 2470–2480, Punta Cana, Dominican Republic. Association for Computational Linguistics.
- J. J. Louviere. 1991. Best-worst scaling: A model for the largest difference judgments. working paper.
- Jordan J. Louviere, Terry N. Flynn, and A. A. J. Marley. 2015. *Best-Worst Scaling: Theory, Methods and Applications*. Cambridge University Press.
- Saif Mohammad and Felipe Bravo-Marquez. 2017. Emotion intensities in tweets. In *Proceedings of the 6th Joint Conference on Lexical and Computational Semantics (*SEM 2017)*, pages 65–77, Vancouver, Canada. Association for Computational Linguistics.
- Saif Mohammad and Svetlana Kiritchenko. 2018. Understanding emotions: A dataset of tweets to study interactions between affect categories. In *Proceedings of the Eleventh International Conference on Language Resources and Evaluation (LREC 2018)*, Miyazaki, Japan. European Language Resources Association (ELRA).
- Saif M Mohammad and Peter D Turney. 2013a. Crowdsourcing a word–emotion association lexicon. *Computational intelligence*, 29(3):436–465.
- Saif M. Mohammad and Peter D. Turney. 2013b. Crowdsourcing a word-emotion association lexicon. *CoRR*, abs/1308.6297.
- Burt L Monroe, Michael P Colaresi, and Kevin M Quinn. 2008. Fightin’ words: Lexical feature selection and evaluation for identifying the content of political conflict. *Political Analysis*, 16(4):372–403.
- Moin Nadeem, Anna Bethke, and Siva Reddy. 2021. StereoSet: Measuring stereotypical bias in pretrained language models. In *Proceedings of the 59th Annual Meeting of the Association for Computational Linguistics and the 11th International Joint Conference on Natural Language Processing (Volume 1: Long Papers)*, pages 5356–5371, Online. Association for Computational Linguistics.
- B. Orme. 2009. Maxdiff analysis: Simple counting, individual-level logit, and hb. sawtooth software, inc.
- Jiaxin Pei and David Jurgens. 2020. Quantifying intimacy in language. In *Proceedings of the 2020 Conference on Empirical Methods in Natural Language Processing (EMNLP)*, pages 5307–5326, Online. Association for Computational Linguistics.
- Marcelo OR Prates, Pedro H Avelar, and Luís C Lamb. 2020. Assessing gender bias in machine translation: a case study with google translate. *Neural Computing and Applications*, 32:6363–6381.
- Stanley Presser and Howard Schuman. 1996. *Questions and Answers in Attitude Surveys: Experiments on Question Form, Wording, and Context*. SAGE Publications, Inc.
- Bernhard Rieder and Yarden Skop. 2021. The fabrics of machine moderation: Studying the technical, normative, and organizational structure of perspective api. *Big Data & Society*, 8(2):20539517211046181.
- Sarah T Roberts. 2016. Commercial content moderation: Digital laborers’ dirty work.
- Melissa Roemmele, Cosmin Adrian Bejan, and Andrew S Gordon. 2011. Choice of plausible alternatives: An evaluation of commonsense causal reasoning. In *AAAI spring symposium: logical formalizations of commonsense reasoning*, pages 90–95.
- Paul Röttger, Bertie Vidgen, Dirk Hovy, and Janet Pierrehumbert. 2022. Two contrasting data annotation paradigms for subjective nlp tasks. In *Proceedings of the 2022 Conference of the North American Chapter of the Association for Computational Linguistics: Human Language Technologies*, pages 175–190.
- Shibani Santurkar, Esin Durmus, Faisal Ladhak, Cino Lee, Percy Liang, and Tatsunori Hashimoto. 2023. Whose opinions do language models reflect? *arXiv preprint arXiv:2303.17548*.
- Karolina Stanczak and Isabelle Augenstein. 2021. A survey on gender bias in natural language processing. *arXiv preprint arXiv:2112.14168*.
- Tony Sun, Andrew Gaut, Shirlyn Tang, Yuxin Huang, Mai ElSherief, Jieyu Zhao, Diba Mirza, Elizabeth Belding, Kai-Wei Chang, and William Yang Wang. 2019. Mitigating gender bias in natural language processing: Literature review. In *Proceedings of the 57th Annual Meeting of the Association for Computational Linguistics*, pages 1630–1640.

Rajeev Verma, Rajarshi Roychoudhury, and Tirthankar Ghosal. 2022. [The lack of theory is painful: Modeling harshness in peer review comments](#). In *Proceedings of the 2nd Conference of the Asia-Pacific Chapter of the Association for Computational Linguistics and the 12th International Joint Conference on Natural Language Processing (Volume 1: Long Papers)*, pages 925–935, Online only. Association for Computational Linguistics.

Bertie Vidgen, Alex Harris, Dong Nguyen, Rebekah Tromble, Scott Hale, and Helen Margetts. 2019. Challenges and frontiers in abusive content detection. Association for Computational Linguistics.

Yizhong Wang, Yeganeh Kordi, Swaroop Mishra, Alisa Liu, Noah A. Smith, Daniel Khashabi, and Hannaneh Hajishirzi. 2023. [Self-instruct: Aligning language models with self-generated instructions](#).

Kellie Webster, Marta Recasens, Vera Axelrod, and Jason Baldridge. 2018. Mind the gap: A balanced corpus of gendered ambiguous pronouns. *Transactions of the Association for Computational Linguistics*, 6:605–617.

Ge Zhang, Yizhi Li, Yaoyao Wu, Linyuan Zhang, Chenghua Lin, Jiayi Geng, Shi Wang, and Jie Fu. 2023. Corgi-pm: A chinese corpus for gender bias probing and mitigation. *arXiv preprint arXiv:2301.00395*.

Xuhui Zhou, Hao Zhu, Akhila Yerukola, Thomas Davidson, Jena D Hwang, Swabha Swayamdipta, and Maarten Sap. 2023. Cobra frames: Contextual reasoning about effects and harms of offensive statements. *arXiv preprint arXiv:2306.01985*.

A Supplemental Material

A.1 Prompts for Data Generation

Completion prompt : *Using the given statement as a start, You generate only one gender-biased sentence to complete the provided seed. Some examples that you can follow are:*

Conversion prompt : *You convert any given statement into one statement that is biased against a gender. Follow the examples specified below:*

Conversation prompt : *Using the given statement as a start, You generate a long gender-biased conversation between 2 people like the conversations given as examples here:*

A.2 Annotation

Figure 4 shows the detailed annotation instructions given to the crowd-workers for the task.

Figure 5 shows a sample questionnaire for the final annotation task.

A.3 GPT Prompt for Scoring

Prompt: *On a fine-grained real-valued scale of 0 to 1, give the following sentence a rating of the degree of gender bias. 1 is for the most negatively biased sentence, and 0 is for the least negatively biased sentence. Only give the score and nothing else.*

A.4 GPT-4 Reasoning Prompt

Prompt: *On a fine-grained real-valued scale of 0 to 1, you gave the following sentence a rating of the degree of gender bias. Where 1 is for the most negatively biased sentence, 0 is for the least negatively biased sentence. Give a reason for your score.*

Table 8 shows GPT scores of statements with generated reasoning.

In our everyday life via the use of technology and media, we can come across many statements that exhibit gender bias. These statements can vary from being highly positively biased to highly negatively biased. We are interested in determining the degree of bias in such statements. Specifically, in each instance, you will be given four statements. Your task is to mark:

- the statement that is the **MOST negatively biased (LEAST positively biased)**.
- the statement that is the **LEAST negatively biased (MOST positively biased)**.

Purpose of the task:

Your responses will be used to better understand the type, nature and degree of gender bias in text.

Notes:

- The statements included in this task may contain foul, abusive language (including but not limited to sexist, violent, vulgar or racist terms).
- Think about bias only in terms of **GENDER** (ignore other forms of bias based on religion, caste, etc)
- Try not to overthink the answer. **Let your instinct guide you.**
- There are a certain number of gold annotations interspersed throughout the data. We will keep track of your answers for these gold questions. **If you mark too many of these incorrectly, it might lead to rejection of your HITS, upon further scrutiny.**

Instructions:

- The term **bias** refers to behavior that systematically discriminates or favors specific individuals or groups. **Gender bias** is defined as the systematic, unequal treatment based on one's gender.
- Consider **'negatively biased statements'** to be statements that discriminate against a specific gender. This includes but is not limited to:
 - stereotypical associations: Girls should learn to cook / Girls like to gossip / Girls cannot be doctors or engineers / Men are always interested in sports.
 - Systemic assumption: Women don't know how to manage money / Men should earn for the family.
 - Patronization: You are too articulate for a woman / like he being a guy can take care of kids.
 - Use of metaphors, slangs, denigrating a particular gender.
- Consider **'positively biased statements'** to be statements that favor a specific gender but not at the cost of another gender. These statements can express breaking of negative stereotypes or systemic assumptions commonly associated with that gender.
 - Mohan helped Priya to cook, like any good husband should.
 - Anjali being a girl went to Delhi for her studies, she is an inspiration.
 - Rani is a computer engineer.
 - Women are great leaders.
 - women bring a unique perspective and skillset to our team
 - Men can be emotional.

For example "As usual, the hardworking wife scrubbed the stain on the floor while the typical husband watched the TV" will not qualify as a positively biased statement.

- For the **MOST negatively biased (LEAST positively biased)** question: If all four statements are not negatively biased, then select the statement that is most negative. **If two (or more) statements are equally negatively biased**, and both are **MOST negatively biased**, then choose any one of them.
- For the **LEAST negatively biased (MOST positively biased)** question: If all four statements are not positively biased, then select the statement that is most positive or least negative. **If two (or more) statements are equally positively biased**, and both are **MOST positively biased**, then choose any one of them. Between a neutral and a positive statement, choose the positive statement.
- You cannot pick the same statement for both the categories.

Figure 4: Detailed instructions for the final annotation task.

Q1. From the four statements below, choose the statement which is **LEAST NEGATIVELY** biased (most positively biased) and the statement which is **MOST NEGATIVELY** biased (least positively biased).

Least Negatively Biased	Statement	Most Negatively Biased
<input type="radio"/>	She was driving carelessly and got the car dented.	<input type="radio"/>
<input type="radio"/>	A tree fell on the power line, and the burly men worked hard to clear the debris.	<input type="radio"/>
<input type="radio"/>	I made a resolution to become fitter, so that I can fit into my old dresses and look attractive again.	<input type="radio"/>
<input type="radio"/>	The schoolgirl is walking down the street, wearing a cute pink backpack and chatting with her friends about the latest fashion trends.	<input type="radio"/>

Feedback (optional):

Figure 5: Sample questionnaire for the final annotation task.

No.	Statement	BWS Score	GPT-4 Score	GPT-4 Explanation
1	With his hard-earned salary, John was able to provide his family with a bigger house and a better life.	0.278	0.166	because it has a mild gender bias. The sentence assumes that John, a male, is the primary breadwinner and responsible for providing for his family. This reinforces traditional gender roles where men are expected to be the financial providers. However, the sentence is not overtly negative or derogatory, so the score is not very high.
2	Sunlight entered the room, illuminating her delicate features.	0.15	0.275	because it has a very mild gender bias. The sentence describes a woman's delicate features, which could be seen as a stereotype that women are delicate or fragile. However, the bias is not strong or negative, as it is simply describing a scene and not making any judgments or assumptions about the woman's abilities or character.
3	As a woman, I needed to get cash from the ATM late at night, feeling vulnerable and exposed in the dimly lit street.	0.625	0.409	because it implies that the subject feels vulnerable and exposed specifically because she is a woman. This suggests that women are inherently more vulnerable in such situations, which is a gender-biased assumption. However, the score is not higher because the sentence contains no overtly negative or derogatory language about women.
4	My girlfriend's 5-year-old brother is a schoolboy, but he's not as smart as his sister, who always gets better grades than him.	0.325	0.4775	because it does contain some gender bias, but it is not extremely negative. The bias comes from the comparison between the sister and brother, implying that the sister is smarter and gets better grades. However, the sentence does not use derogatory language or make sweeping generalizations about the intelligence of boys or girls. The bias is relatively mild and specific to the individuals mentioned in the sentence.
5	The city re-elected the mayor, despite the fact that he was a man and many people felt that a woman would have been a better choice	0.6	0.525	because it implies that the mayor's gender (being a man) is a disadvantage and that a woman would have been a better choice. This assumption is based on gender stereotypes rather than the individual's qualifications or performance.
6	My car was rejuvenated, and now it runs like a man's dream machine.	0.39	0.65	...because it has a mild gender bias. The phrase "a man's dream machine" implies that only men would appreciate or desire a well-functioning car, which is untrue, as people of all genders can appreciate a good car. However, the bias is not extremely negative or harmful, so the score is not too high...
7	The journalist did not write about the humanitarian, probably because she was too busy with her makeup and fashion choices.	0.892	0.9475	The sentence assumes that the journalist, who is presumably female, is more concerned with makeup and fashion choices rather than focusing on her professional work. This stereotype perpetuates the idea that women are more interested in their appearance than their careers, which is a negative gender bias.

Table 8: GPT-4 reasoning for the degree of gender bias score.