

Unified linear response theory of quantum dot circuits

L. Peri,^{1,2,*} M. Benito,^{3,†} C. J. B. Ford,² and M. F. Gonzalez-Zalba¹

¹Quantum Motion, 9 Sterling Way, London N7 9HJ, United Kingdom

²Cavendish Laboratory, University of Cambridge,

J.J. Thomson Avenue, Cambridge CB3 0HE, United Kingdom

³Institute of Physics, University of Augsburg, 86159 Augsburg, Germany

(Dated: October 27, 2023)

Modelling the electrical response of multi-level quantum systems at finite frequency has been typically performed in the context of two incomplete paradigms: (i) Input-output theory, which is valid at any frequency but neglects dynamic losses, and (ii) semiclassical theory, which captures well dynamic dissipation effects but is only accurate at low frequencies. Here, we develop a unifying theory, valid for arbitrary frequencies, that captures the non-unitary effects introduced by finite relaxation and dephasing. The theory allows a multi-level system to be described by a universal small-signal equivalent circuit model, a resonant RLC circuit, whose topology only depends on the number of energy levels, which we apply here to the case of a charge qubit in a double quantum dot. Our model will facilitate the design of hybrid quantum-classical circuits and the simulation of qubit control and quantum state readout.

An accurate model of the electrical response of a quantum system is of paramount importance, particularly when engineering its manipulation and state readout within a larger classical circuit. When an electrical signal perturbs the quantum dynamics of a mesoscopic quantum system, charge redistribution events will manifest as a current, which will propagate back into the classical world where it will be measured [1–7]. This signal carries information of the dynamical properties of the system, which can be leveraged for characterization, tuning, and *in-situ* state readout [8–11].

Thus far, modelling has been approached via two methods: (i) semiclassically, extending to quantum systems the treatment of classical high-frequency electronics [12, 13], and (ii) with Input-Output theory, adapting quantum electro-dynamics (QED) methods to mesoscopic quantum devices operating in the radiofrequency (rf) or microwave (mw) range [14–18]. Both, however, only capture part of the picture, with the semiclassical models neglecting the complexity of the unitary dynamics beyond the adiabatic regime [19, 20], and Input-Output theory lacking a complete description of dissipation.

In this Letter, we present a Lindblad perturbation formalism that bridges the gap between the two theories, and provides the missing pieces for a complete modelling of a quantum device at high frequency, including dynamic decoherence processes. Although the formalism will be of particular interest for superconducting charge [21, 22], semiconductor [3, 4, 23–26] and Majorana qubits [27, 28], here we consider quantum dot (QD) systems perturbed from equilibrium, and explore the link between its electrical response [11–13] and susceptibility, arising from input-output formalism [14, 15]. The perturbation originates from a rf excitation on the gate, $V_G(t) = \delta V \cos \omega t$, and we work out its impact on the QD dynamics as well

as the gate current it originates. If the rf probe is taken to be small, the response of the system is *linear*, and thus the gate current oscillates at the same frequency ω as the probe, allowing us to reframe the problem in terms of small-signal electrical analysis. We find that, within the secular approximation, there exists a universal small-signal model of a QD system in terms of linear circuit elements, which consists of repeated fundamental units in *parallel*, one for each *pair* of levels, see Fig. 1. Thus, the topology of the circuit only depends on the *number* of levels described in the Hamiltonian, while the dynamical properties of the system only alter the *values* of the components. In Fig. 1 we color-code the

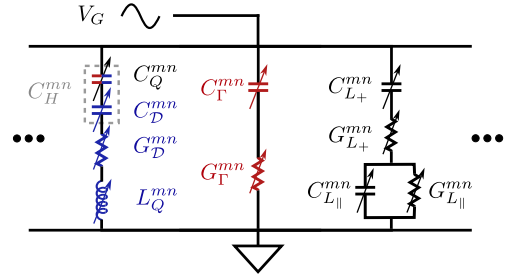


FIG. 1. Universal small-signal model of a QD device embedded in a classical circuit.

circuit elements according to the description they originate from: input-output (blue) or semiclassical (red). Moreover, a consistent description that includes both (detuning-dependent) decoherence and unitary evolution necessarily gives rise to a third set (black), introduced in this work. Notably, the input-output and semiclassical models overlap in the description of the *quantum capacitance*, which is the adiabatic limit of the isolated quantum system. Our description of the response of the quantum circuit as linear circuit elements has the key benefit of enabling the inclusion of unitary *quantum* behaviour in simple electronic circuit models. Moreover, we only make use of *frequency-independent* voltage-dependent components,

* lorenzo@quantummotion.tech

† monica.benito@uni-a.de

obviating the need for complex and slow Fourier-based nonlinear circuit analysis [13].

We consider the case of a single gate driving the QD (parametrized by the lever arm α , see App. A) and arbitrary number of energy levels (of orbital or spin origin). To the quantum system, (perturbed) gate voltages appear as a time-dependent Hamiltonian of the form

$$H = H_0 + \alpha e \delta V \Pi \cos \omega t \quad (1)$$

where H_0 is the unperturbed Hamiltonian, and Π is the *dipole* operator that couples the QD array to the gate. In terms of QD detuning, $\varepsilon(t) = \varepsilon_0 + \delta \varepsilon \cos \omega t$, where the detuning oscillation amplitude reads $\delta \varepsilon = \alpha e \delta V$ [11]. In the constant-interaction model, we have

$$\Pi = \frac{d}{d\varepsilon} H_0, \quad (2)$$

which can be understood physically by noting that, in our definition, $|\langle \psi | \Pi | \psi \rangle|^2$ determines how much each level $|\psi\rangle$ is capacitively coupled to the gate. We can thus write the gate current as

$$I_G = \alpha e \frac{d}{dt} \langle \Pi \rangle(t) \quad (3)$$

where $\alpha e \langle \Pi \rangle(t)$ can be interpreted as the (time-dependent) polarization charge at the gate. Notably, we stress that Π describes both the perturbation of the QD detuning and collects the back-action on the gate, as one would expect since they originate from the same capacitive coupling. Since the response of the system is *linear*, one can consider the small-signal admittance of the QD system,

$$Y = \frac{\int_0^{\frac{2\pi}{\omega}} e^{i\omega t} I_G(t) dt}{\int_0^{\frac{2\pi}{\omega}} e^{i\omega t} V_G(t) dt} = \frac{2\alpha e}{\delta \varepsilon} \int_0^{\frac{2\pi}{\omega}} e^{i\omega t} I_G(t) dt. \quad (4)$$

This simplifies if we write explicitly

$$\langle \Pi \rangle = \sum_m p_m \left\langle \phi_m \left| \frac{d}{d\varepsilon} H_0 \right| \phi_m \right\rangle = \sum_m p_m \frac{d}{d\varepsilon} E_m, \quad (5)$$

where $H_0 |\phi_m\rangle = E_m |\phi_m\rangle$ are the eigenstates of the system and p_m their probability (App. B), while the second step follows from the Hellman-Feynman Theorem (HFT).

If the rf perturbation is slow enough to be considered adiabatic, and neglecting for now thermal redistribution of probability, we can write

$$I_G(t) = \alpha e \sum_m p_m \frac{d}{dt} \left(\frac{d}{d\varepsilon} E_m(t) \right). \quad (6)$$

from which we obtain via Taylor expansion

$$Y = i\omega C_Q = -i\omega(\alpha e)^2 \sum_m p_m \frac{d^2}{d\varepsilon^2} E_m \Big|_{\varepsilon=\varepsilon_0}, \quad (7)$$

where C_Q is commonly known as quantum capacitance [12, 13, 29]. If the perturbation also mixes the eigenstates, however, we will have other contributions to the admittance, which, most generally, must be written as a complex admittance $Y(\omega)$ [11–13]. The real part represents *resistive* effects, and thus energy dissipation caused by the interaction of the QD with the environment, while the imaginary part, other than the quantum capacitance,

originates from the redistribution of probability, either thermally or because of diabatic transitions. Hence the name *tunnelling* capacitance in the literature [12]. In App. C we sketch a similar argument to extend this form of calculation of gate current and admittance to the general case.

Isolated System - We now consider the case of the isolated quantum system, whose evolution is perfectly unitary. Thus, when unperturbed, it is described by the Von Neumann equation as

$$\frac{d}{dt} \rho = -i [H_0, \rho] \quad (8)$$

where we have introduced the density matrix ρ to describe the system, and consider $\hbar = 1$. If the system is at the steady state, i.e. $[H_0, \rho_{ss}] = 0$, we obtain the Gate Current caused by the perturbation via the Kubo formula [30]

$$I_G(t) = \frac{\alpha e \delta V}{i} \frac{d}{dt} \int_{-\infty}^t d\tau \cos(\omega\tau) \text{tr} \{ [\Pi(t, \tau), \Pi] \rho_{ss} \} \quad (9)$$

where $\Pi(t, \tau)$ represents the operator in interaction picture. In Eq.(9), however, we can recognize the *susceptibility* of the system [14, 15]

$$\chi(t, \tau) = \frac{1}{i} \text{tr} \{ [\Pi(t, \tau), \Pi] \rho_{ss} \} \Theta(t - \tau) \quad (10)$$

from which we can immediately write the Gate Current

$$I_G(t) = \alpha e \delta \varepsilon \frac{d}{dt} \int_{-\infty}^{+\infty} d\tau \cos(\omega\tau) \chi(t, \tau) \quad (11)$$

which links the susceptibility of the system with its electrical response. Lastly, we note that in the small-signal regime the dynamics is not a function of t and τ separately, but only on the time difference $t - \tau$, and so is the susceptibility. Therefore, we can define the susceptibility of the system in reciprocal space $\chi(\omega)$ by taking its Fourier transform [15]. We can now use the causality requirement of Eq.(10), and thus the well-known result that $\chi(-\omega) = \chi(\omega)^*$ to write the electrical response as

$$I_G(t) = \alpha e \omega \delta \varepsilon (\Re[\chi(\omega)] \sin \omega t + \Im[\chi(\omega)] \cos \omega t) \quad (12)$$

$$Y(\omega) = 2i\omega(\alpha e)^2 \chi^*(\omega). \quad (13)$$

This property follows from the fact that the operator determining the Gate Current is *the same* which determines the perturbation. Thus, Eq.(11) is a consequence of the interaction between the classical circuit and the quantum system. For a unitary evolution (App. D), the susceptibility takes the well-known form [15]

$$\chi(\omega) = \sum_{m,n} (p_m - p_n) \frac{|\langle \phi_m | \Pi | \phi_n \rangle|^2}{\omega - (E_n - E_m)}. \quad (14)$$

Firstly, $\chi(\omega)$ is purely real, and thus the system's response is purely reactive, as required by Eq.(8). To compare this result with Eq.(7), it is interesting to take the adiabatic limit of Eq.(14). In the constant interaction approxima-

tion, $\frac{d^2}{d\varepsilon^2} H_0 = 0$, thus from the HFT, [29]

$$\frac{d^2}{d\varepsilon^2} E_m = \frac{1}{2} \sum_n \frac{|\langle \phi_m | \Pi | \phi_n \rangle|^2}{E_m - E_n}, \quad (15)$$

which leads to the expected result

$$2(\alpha e)^2 \lim_{\omega \rightarrow 0} \chi^*(\omega) = C_Q. \quad (16)$$

Equation (14), however, shows how, even for an isolated quantum system, the finite-frequency response cannot simply be modelled by the quantum capacitance C_Q . Unlike a simple capacitor, the susceptibility diverges exactly at resonance, as one would expect from general theory [15]. This behaviour can be better understood if we notice that every pair of level is summed over *twice* in Eq.(14). The hermiticity of Π , allows, thanks to Foster's theorem [31–33], to synthesize the admittance of the system in the much more insightful form of an LC resonator

$$Y(\omega) = \sum_{E_m > E_n} \left(\frac{1}{i\omega C_Q^{mn}} + i\omega L_Q^{mn} \right)^{-1} \quad (17)$$

$$C_Q^{mn} = \frac{(\alpha e)^2 \eta_{mn}}{(E_m - E_n)^2} \quad L_Q^{mn} = ((\alpha e)^2 \eta_{mn})^{-1} \quad (18)$$

where we have defined

$$\eta_{mn} = 2(p_n - p_m)(E_m - E_n) |\langle \phi_m | \Pi | \phi_n \rangle|^2. \quad (19)$$

Firstly, we note how this confirms our previous adiabatic derivation of the quantum capacitance, as, thanks to Eq.(15), we find

$$\sum_{E_m > E_n} C_Q^{mn} = C_Q. \quad (20)$$

At finite frequencies, the full diabatic quantum response implies the existence of a *quantum inductance* L_Q^{mn} , as observed in the literature for a single QD [34]. The system is thus best modelled as a *parallel* of perfect LC resonators, one per *pair* of levels and resonant at the energy splitting.

Lindblad Dynamics - It is of interest to go beyond the isolated system, and consider the presence of decoherence because of the coupling between the QDs and the environment. The quantum dynamics can be described via the Lindblad Master Equation (LME) [35]

$$\frac{d}{dt} \rho = \mathcal{L}_0 \rho = -i[H_0, \rho] + \sum_l \Gamma_l \mathcal{D}(L_l) \rho \quad (21)$$

$$\mathcal{D}(L_l) \rho = L_l \rho L_l^\dagger - \frac{1}{2} \{L_l^\dagger L_l, \rho\}, \quad (22)$$

where Γ_l take the name of tunnel rates, while $\mathcal{D}(L_l)$ is the superoperator causing decoherence effects, described by the *jump* operators L_l . In this case, Eq.(11) remains valid provided that we now redefine the susceptibility as [30]

$$\chi(t, \tau) = \text{tr} \left\{ \Pi e^{\mathcal{L}_0(t-\tau)} \delta \mathcal{L} \rho_{ss} \right\} \Theta(t - \tau) \quad (23)$$

where $e^{\mathcal{L}_0(t-\tau)}$ is the unperturbed propagator of the (non-unitary) dynamics, and $\delta \mathcal{L}$ is the (small) perturbation to the Liouvillian \mathcal{L}_0 caused by the excitation. Given the linearity of the LME, we can divide the perturbation as $\delta \mathcal{L} = \delta \mathcal{L}_H + \delta \mathcal{L}_\Gamma + \delta \mathcal{L}_L$ where we consider the effect of

the rf on the Hamiltonian, the tunnel rates, and the jump operators respectively. The time evolution of the latter can be expressed to first order in the perturbation as

$$\Gamma_l(t) = \Gamma_l^0 + \delta\varepsilon \frac{d\Gamma_l}{d\varepsilon} \cos \omega t + \mathcal{O}(\delta\varepsilon^2) \quad (24)$$

$$L_l(t) = L_l^0 + \delta\varepsilon \frac{dL_l}{d\varepsilon} \cos \omega t + \mathcal{O}(\delta\varepsilon^2). \quad (25)$$

Linearity in Eq.(23) lets us write the total susceptibility as $\chi(\omega) = \chi_H(\omega) + \chi_\Gamma(\omega) + \chi_L(\omega)$ and thus, from Eq.(13), the admittance can be synthesized as [32, 36, 37]

$$Y = 2i\omega(\alpha e)^2 \chi^*(\omega) = Y_H + Y_\Gamma + Y_L \quad (26)$$

Notably, this can be thought of in electrical terms as a parallel of the three contributions (Fig. 1), which we now discuss in detail. The result in Eq.(23) is valid for any Liouvillian, even not in Lindblad form. However, for the sake of simplicity, we assume that the dynamics of the system is well described by relaxation (T_1) and pure dephasing (T_ϕ) processes. Thus, we can write

$$\begin{aligned} \mathcal{L}_0 \rho = & -i[H, \rho] + \sum_{E_m > E_n} \Gamma_{mn}^0 \mathcal{D}(\tau_{nm}^z) \rho \\ & + \sum_{E_m > E_n} \Gamma_{mn}^+ \mathcal{D}(\tau_{mn}^x) \rho + \Gamma_{mn}^- \mathcal{D}(\tau_{nm}^x) \rho \end{aligned} \quad (27)$$

where we defined

$$\tau_{mn}^x = |\phi_m\rangle \langle \phi_n| \quad \tau_{nm}^z = \frac{|\phi_m\rangle \langle \phi_m| - |\phi_n\rangle \langle \phi_n|}{\sqrt{2}}. \quad (28)$$

Hamiltonian Admittance - The simplest term is the contribution due to the direct perturbation of the Hamiltonian. Similarly to Eq.(10), this reads

$$\delta \mathcal{L}_H = -i\delta\varepsilon \cos \omega t [\Pi, \cdot]. \quad (29)$$

In App. D we show that considering the Lindbladian in Eq.(27) leads to the simple modification of Eq.(14) [15]

$$\chi_H(\omega) = \sum_{m,n} (p_m - p_n) \frac{|\langle \phi_m | \Pi | \phi_n \rangle|^2}{\omega - (E_n - E_m) + i\Gamma_{T_2}^{mn}} \quad (30)$$

where $\Gamma_{T_2}^{mn}$ is the rate of decay of off-diagonal terms in the density matrix. Therefore, the effect of metastable states is to give $\chi_H(\omega)$ a small imaginary part with respect to the isolated system, allowing the open quantum system to dissipate energy, thus curing the divergence of the response exactly at resonance. Notably, we find a *diabatic decoherence-induced* resistance, which has not yet been investigated by the QD literature [11, 13]. Exploring this further, the Choi-Krauss theorem guarantees that $\Gamma_{T_2}^{mn} = \Gamma_{T_2}^{nm}$ [35]. Thus, we find, similarly to Eq.(17), the admittance related to χ_H as

$$Y_H(\omega) = \sum_{E_m > E_n} \left(\frac{1}{G_D^{mn}} + \frac{1}{i\omega C_H^{mn}} + i\omega L_Q^{mn} \right)^{-1} \quad (31)$$

$$G_D^{mn} = \frac{(\alpha e)^2 \eta_{mn}}{2\Gamma_{T_2}^{mn}} \quad C_D^{mn} = \frac{(\alpha e)^2 \eta_{mn}}{(\Gamma_{T_2}^{mn})^2} \quad (32)$$

and $C_H^{mn} = \left(\frac{1}{C_D^{mn}} + \frac{1}{C_Q^{mn}} \right)^{-1}$. Similarly to the isolated system, the diabatic response of the Hamiltonian component can be pictured as resonators in parallel, one for each

pair of levels. These are now, however, RLC resonators, as the presence of decoherence introduces both a *resistive* component $G_{\mathcal{D}}^{mn}$ and an *additional capacitance* $C_{\mathcal{D}}^{mn}$ in series to the quantum terms (Fig. 1). Notably, the frequency pulling of $C_{\mathcal{D}}^{mn}$ cancels out exactly the damping, and the resonance frequency remains unaltered.

Sisyphus Admittance - To first order in the excitation, the perturbation of the Lindbladian due to the tunnel rates takes the form

$$\delta\mathcal{L}_{\Gamma} = \delta\varepsilon \cos \omega t \sum_l \frac{d\Gamma_l}{d\varepsilon} \mathcal{D}(L_l^0) \rho. \quad (33)$$

In the literature, this effect has taken the name of *Sisyphus* processes, responsible for the homonymous resistance, and has been identified as the main cause of dynamical dissipation in QD systems [9–13]. The physical cause of Sisyphus processes stems from the dependence of the tunnel rates with energy [11]. The simplest way to describe time-dependent excitation is the Instantaneous Eigenvalue Approximation (IEA), where the functional form of the time-independent Master Equation is calculated for the instantaneous eigenvalues of $H(t)$ [38]. Thus $\Gamma_{mn}^{\pm}(t) = \Gamma^{\pm}(E_m(t) - E_n(t))$. For a small perturbation, this causes the population to relax to equilibrium (App. B) with rate

$$\Gamma_{T_1}^{mn} = \Gamma^{+}(E_m - E_n) + \Gamma^{-}(E_m - E_n) \quad (34)$$

However, along one excitation cycle, the resulting modulation of the rates can give rise to *excess* relaxation,

$$\frac{d\Gamma_{mn}^{\pm}}{d\varepsilon} = (\langle \phi_n | \Pi | \phi_n \rangle - \langle \phi_m | \Pi | \phi_m \rangle) \frac{d}{dE} \Gamma^{\pm}(E_m - E_n)$$

which manifests as a resistive term [9, 10, 13].

In App. E, we show how the electrical response arising from the Sisyphus process can be written as

$$Y_{\Gamma}(\omega) = \sum_{E_m > E_n} \left(\frac{1}{G_{\Gamma}^{mn}} + \frac{1}{i\omega C_{\Gamma}^{mn}} \right)^{-1} \quad (35)$$

where we have defined

$$G_{\Gamma}^{mn} = (\alpha e)^2 \sigma_{mn} \quad C_{\Gamma}^{mn} = \frac{(\alpha e)^2 \sigma_{mn}}{\Gamma_{T_1}^{mn}} \quad (36)$$

$$\sigma_{mn} = \left(\frac{d\Gamma_{mn}^{+}}{d\varepsilon} p_m - \frac{d\Gamma_{mn}^{-}}{d\varepsilon} p_n \right) (\langle \phi_n | \Pi | \phi_n \rangle - \langle \phi_m | \Pi | \phi_m \rangle).$$

This is a generalization of the Sisyphus conductance derived for the Double Quantum Dot (DQD) or the Single Electron Box [11–13]. Notably, Eq.(35) shows how Sisyphus processes generally entail also a *reactive* component. Thus inviting us to refer to a Sisyphus *admittance* which includes both the Sisyphus conductance and the tunnelling capacitance [13], as they are manifestations of the same physical process. Electrically, the series RC behaves as a high-pass filters, one for each pair of levels, with corner frequency $\Gamma_{T_1}^{mn}$ (Fig. 1), with the clear physical significance of *suppressing* unitary processes which would happen slower than the lifetime of the levels.

Hermes Admittance - The last term contributing to the susceptibility is the perturbation of the jump operators.

In the notation of Eq.(25), this reads

$$\delta\mathcal{L}_L = \delta\varepsilon \cos \omega t \sum_l \Gamma_l^0 \mathcal{D}'(L_l) \quad (37)$$

$$\mathcal{D}'(L_l) \rho = L_l^0 \rho \frac{dL_l^{\dagger}}{d\varepsilon} - \frac{1}{2} \left\{ \frac{dL_l^{\dagger}}{d\varepsilon} L_l^0, \rho \right\} + h.c.$$

Within the IEA, jump operators are usually defined in the instantaneous eigenbasis (IEB) in which $H(t)$ is instantaneously diagonal [38, 39]. Thus, $L_l(t) = W^{\dagger}(t) L_l^{IEB} W(t)$ where the rotation matrix $W(t)$ is such that $W^{\dagger}(t) E(t) W(t) = H(t)$, with $E(t)$ the diagonal matrix containing the instantaneous energies. Incidentally, this term is a *requirement* to get a valid Lindbladian [38, 40–42]. This is clear as, if the tunnel rates depend on the energies of the instantaneous eigenstates, the jump operators must describe transition between them. Thus, a consistent quantum treatment of Sisyphus processes *must* account for $\delta\mathcal{L}_L$ as well. In App. F, we show how the response reads

$$\chi_L(\omega) = \sum_{m,n} \Gamma_{T_2}^{mn} \frac{p_m - p_n}{E_m - E_n} \frac{|\langle \phi_m | \Pi | \phi_n \rangle|^2}{\omega - (E_n - E_m) + i\Gamma_{T_2}^{mn}}$$

This term is a novel effect introduced in this work, and includes the effect of both relaxation (T_1) and pure dephasing (T_{ϕ}) processes, which combine to give the total decoherence rate as $T_2^{-1} = (T_{\phi})^{-1} + (2T_1)^{-1}$.

Firstly, we note the stark similarity between χ_H and χ_L , to be expected, since the perturbation of the jump operators stems from the changes of the Hamiltonian and its eigendecomposition. Similarities and differences become evident if we analyze the response from the circuit point of view. After some algebra, we can write

$$Y_L(\omega) = \sum_{E_m > E_n} \left(\frac{1}{G_{L+}^{mn}} + \frac{1}{i\omega C_{L+}^{mn}} + \frac{1}{G_{L\parallel}^{mn} + i\omega C_{L\parallel}^{mn}} \right)^{-1}$$

where

$$C_{L+}^{mn} = -\gamma C_H^{mn} \quad G_{L+}^{mn} = 2\gamma C_{\mathcal{D}}^{mn}$$

$$C_{L\parallel}^{mn} = -\gamma \frac{\eta_{mn}}{(E_m - E_n)^2} \quad G_{L\parallel}^{mn} = -\gamma \frac{\eta_{mn} \Gamma_{T_2}^{mn}}{(E_m - E_n)^2}$$

where $\gamma = \left(\frac{\Gamma_{T_2}^{mn}}{E_m - E_n} \right)^2$. Notably, also for this term, the admittance is a parallel of circuits, one for each pair of levels (Fig. 1). Despite the mathematical similarity with χ_H , however, the series capacitance has *opposite sign* with respect to C_H^{mn} . Moreover, the inductance in χ_H is now replaced by a parallel of a (negative) resistor and a (negative) capacitor.

Thus, similarly to the Sisyphus term, the χ_L does *not* resonate, but, rather, acts to *hamper* resonances caused by the Hamiltonian term. We notice how all the terms in χ_L depend on γ , i.e. the (squared) ratio between the coherent *quantum beat* between levels and the decay of their coherent superposition. Notably, Master Equations defined in terms of Hamiltonian eigenstates rely on a secular (Born) approximation (App. F), which, however, is only valid as long as the Heisenberg broadening caused

by decoherence does not causes significant overlap between levels. Therefore, $\gamma \gtrsim 1$ may indicate a breakdown of the weak coupling approximation, and thus Eq.(27) may no longer be a good model. In such cases, unphysical results such as negative adiabatic capacitance can arise. This becomes apparent if we remember that $C_{L+}^{mn}/C_H^{mn} = -\gamma$.

Lastly, we address the issue of naming the new term χ_L . As we have seen, this depends on the velocity of decoherence compared to the intrinsic beat of the Hamiltonian dynamics. Thus, in keeping with the mythological theme established by Sisyphus, it seems only fitting to name χ_L *Hermes* susceptibility, from the greek deity of velocity and mischievousness.

Charge Qubit - Finally, we showcase an application of our formalism on a charge qubit in a DQD, chosen because its Sisyphus admittance and adiabatic quantum capacitance are well-known from the literature [12, 13]. In particular, we use the Lindblad equivalent of the semiclassical model employed in Refs. [12] and [13], where the Hamiltonian in the basis of the two QDs reads

$$H(t) = \frac{1}{2}(\varepsilon_0 + \delta\varepsilon \cos \omega t)\sigma_z + \frac{\Delta}{2}\sigma_x = H_0 + \delta\varepsilon \Pi \cos \omega t \quad (38)$$

Here Δ is the tunnel coupling. Relaxation is introduced as [39]

$$\begin{aligned} L_+^{IEB} &= |e\rangle\langle g| & \Gamma_+(\Delta E) &= \Gamma_0 n(\Delta E) \\ L_-^{IEB} &= |g\rangle\langle e| & \Gamma_-(\Delta E) &= \Gamma_0 [n(\Delta E) + 1] \end{aligned} \quad (39)$$

where ΔE is the energy difference between the ground ($|g\rangle$) and excited ($|e\rangle$) states, and $n(\Delta E) = (e^{\Delta E/k_B T} - 1)^{-1}$. As common in the literature [5, 13], we take Γ_0 independent of energy. The small-signal admittance of the DQD can be found by direct application of Eqs. (31), (35), and (38), taking $\Gamma_{T_1}(\Delta E) = \Gamma_+(\Delta E) + \Gamma_-(\Delta E)$ and $\Gamma_{T_2} = \frac{1}{2}\Gamma_{T_1}(\Delta E)$. Following the previous discussion, we take care of remaining in the regime where $\Gamma_{T_2} < \Delta E$.

In Fig. 2, we showcase our model considering the effect of increasing the excitation frequency at high temperature, comparing them to the semiclassical (Ref. [13]) and Input-Output (Ref [15]) results. For completeness, we additionally carry out a brute-force integration of the LME (blue dots), showing perfect agreement with our analytical model. From Fig. 2a-c we can see how, as expected, the semiclassical admittance is recovered for $\omega \rightarrow 0$. In particular, we see how the width of the peak becomes broader than the mere quantum capacitance and temperature dependent (not shown), in agreement with experimental observations [43, 44]. Notably, in this work we obtain the same Sisyphus contributions as Ref. [13], as expected since it arises from the perturbation of scalars. Input-output theory, on the other hand, ignores the Sisyphus process, thus predicting a narrower, temperature-independent peak which cannot faithfully reproduce the LME. The discussion of dissipation and decoherence in the DQD is carried forth in App. G. The situation is reversed when $\omega > 2\Delta$. (Fig. 2c,f). We observe the Rabi-induced peak splitting caused by the inductive com-

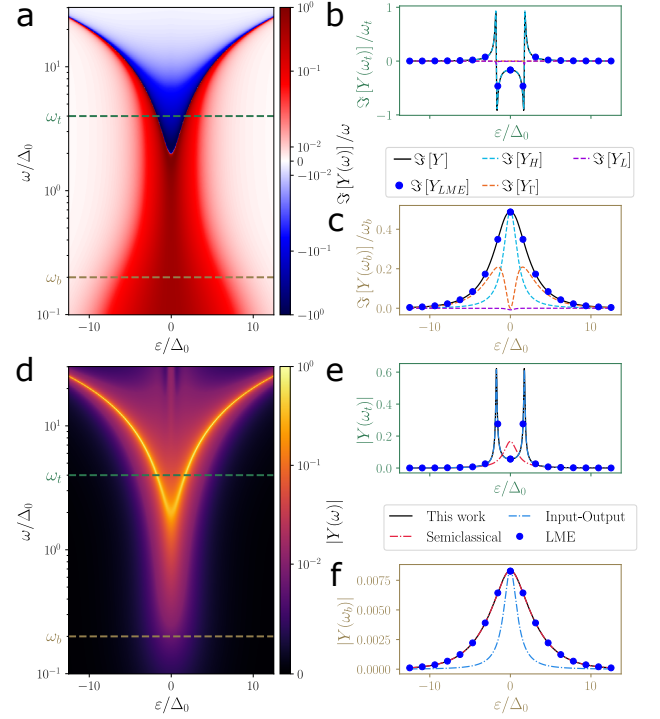


FIG. 2. Capacitance (a-c) and admittance (d-f) of the DQD for increasing frequency at $k_B T = 5\Delta$. The line cuts are taken in the adiabatic ($\omega_b = 0.2\Delta$) and resonant ($\omega_t = 4\Delta$) regimes.

ponent in χ_H , while within the two Rabi wings ($\omega > \Delta E$) the reactive component changes sign. Both phenomena are predicted by Input-Output theory [15, 16] and circuit QED [45, 46] and have been observed experimentally [34, 47, 48], while they are obviously absent from the semiclassical (adiabatic) model. Our formalism, thus, is able to continuously morph between the two regimes, always remaining in perfect agreement with the LME, demonstrating how this work *unifies* the semiclassical and Input-Output descriptions.

We have presented a novel Lindblad perturbation theory for quantum modelling of the electrical response of a QD device. Our theory highlights the link between the susceptibility of a quantum system and its small-signal admittance, from which stems a universal small-signal equivalent circuit, whose topology uniquely depends on the number of levels of the quantum system. This condenses the perturbed quantum dynamics into linear circuit components, making use uniquely off-frequency-independent variable components, simplifying the implementation of the model and providing key insights on the complex response of the Lindbladian. We showcase our novel formalism applying it to the DQD charge qubit, exploring its response for increasing excitation frequency at high temperature. Our model continuously transitions from the Sisyphus-broadened adiabatic capacitance to the Rabi-induced peak splitting predicted by circuit QED.

ACKNOWLEDGMENTS

L.P. acknowledges the UK's Engineering and Physical Sciences Research Council (EPSRC) via the Cambridge NanoDTC (EP/L015978/1) and the Winton Programme for the Physics of Sustainability. M.F.G.Z. acknowledges a UKRI Future Leaders Fellowship [MR/V023284/1]. The authors acknowledge G. Burkard and A. Pályi for useful discussions.

Appendix A: Gate Current in Multi-Gate QD Systems

In this section, we discuss how to generalize the formalism discussed in the main text to a multi-Gate system. If we consider a QD array where the i -th Gate is coupled to the j -th QD with a capacitance $C_{i,j}$, at equilibrium, the screening charge will read

$$\frac{Q_{i,j}}{C_{i,j}} = \frac{eP_j}{C_{\Sigma_j}} \quad (\text{A1})$$

where $P_j(t)$ is the probability of the j -th QD to be occupied, and C_{Σ_j} is its self capacitance. It is therefore natural to write [11–13]

$$I_{G_{i,j}}(t) = \alpha_{ij} e \frac{d}{dt} P_j(t) \quad (\text{A2})$$

as the Gate Current which is caused on the i -th Gate of the array by a charge redistribution event on the j -th QD. In Eq.(A2) we have define the ratio $\alpha_{ij} = C_{i,j}/C_{\Sigma_j}$, named lever arm, which quantifies the Gate-QD coupling [11, 49, 50].

The Hamiltonian for the system reads

$$H = H_0 + e\delta V_i \Pi_i \cos \omega t \quad (\text{A3})$$

where H_0 is the unperturbed Hamiltonian of the QD system, and Π_i is the operator that couples the QD array to the perturbation of the i -th Gate. This, as one would expect, reads

$$\langle j | \Pi_i | j \rangle = \alpha_{ij} \quad (\text{A4})$$

unlike in the main text, where the single lever arm was just a multiplicative scalar. This allows us to define the detuning oscillation caused by the i -th Gate amplitude as $\delta\varepsilon_{ij} = \alpha_{ij} e \delta V_i$.

To consider the Gate Current from a quantum mechanics perspective, we note that it is the *same* lever arm that both defines the detuning oscillation *and* the Gate Current collection. Therefore it comes natural to rewrite Eq.(A2) as

$$I_{G_i}(t) = e \frac{d}{dt} \langle \Pi_i \rangle(t) \quad (\text{A5})$$

where $\langle \Pi_i \rangle(t)$ indicates the (time dependent) expectation value of the operator Π_i . Intuitively, this must be the case because in the mesoscopic picture the energy of the electrons in the QDs is dictated by the Gate Voltage times the *effective* charge ($\alpha_{ij}e$) seen by the Gate, and it is precisely the movement of this charge (and its back-action on the classical circuit) that we are aiming to describe. Therefore, we can expect the same operator that models the coupling to be the one that collects its

back action.

To link Π_i to the Hamiltonian, we consider that electrons are trapped in the QDs by the potential defined by the Gates and the resulting Coulomb Blockade. Therefore, up to a constant which can be defined as zero, the energy of a fully-localized electron *solely* depends on the electrostatic potential generated by the Gates (and the charge they accumulated). If we now perturb this field with an oscillatory voltage (small enough to neither significantly change the shape of the confining potential nor break the blockade), the QD energy will change *linearly* with it. Thus, this leads to two very important conclusions. Firstly, we can write

$$e\Pi_i = \frac{d}{dV_i} H_0 \quad (\text{A6})$$

Secondly, from the linear dependency on voltages (i.e. in the constant interaction approximation), we have

$$\frac{d^2}{dV_i^2} H_0 = 0 \quad (\text{A7})$$

for every gate.

In the main text, for clarity of exposition, we consider a single lever arm α to convert Gate Voltage to detuning. This is generally not the case for arrays of more than 2 QDs. However, all the results are trivially generalizable to an arbitrary lever arm matrix with the aforementioned definitions.

Appendix B: Equilibrium Populations

In this work, we have seen how the calculation of the susceptibility requires knowledge of the equilibrium probability of occupation. Therefore, for the benefit of the reader, we include this short Appendix on the means of calculations of the equilibrium populations of a quantum system.

If the dynamics of the system is already described by an LME via a superoperator \mathcal{L}_0 , the steady-state density matrix will simply read

$$\mathcal{L}_0 \rho_{ss} = 0 \quad (\text{B1})$$

which, for the non-driven system, is simply the thermal equilibrium. Therefore, finding ρ_{ss} simply turns into an eigenproblem of finding the kernel of \mathcal{L}_0 . This can be easily done, in the general case, in Fock-Liouville space [35, 51], where it is possible to turn the superoperator eigendecomposition into a matrix eigenvalue problem [30].

In some cases, however, the coupling with the environment will be small enough to be negligible in the dynamics with an rf cycle, but nonetheless large enough to dictate the equilibrium steady state in the long-time regime. In this case, as we have already discussed, the density matrix will become diagonal, and one only needs to find the occupation probability in thermal equilibrium. The simplest way to do so is to consider the system coupled to a bosonic bath (i.e. phonons on the crystal), which is responsible of T_1 -type processes. The Hamiltonian in this

case reads

$$H_{S-B} = \lambda \sum_{E_m > E_n} \tau_{mn}^x b + \tau_{nm}^x b^\dagger \quad (\text{B2})$$

where b is the destruction operator on the bath. In this case, the LME reads

$$\mathcal{L}\rho = -i[H_0, \rho] + \mathcal{L}_{T_1} \quad (\text{B3})$$

with

$$\begin{aligned} \mathcal{L}_{T_1} = & \Gamma_0 \sum_{E_m > E_n} N(E_m - E_n) \mathcal{D}(\tau_{nm}^x) \rho + \\ & + \Gamma_0 \sum_{E_m > E_n} (N(E_m - E_n) + 1) \mathcal{D}(\tau_{mn}^x) \rho \end{aligned} \quad (\text{B4})$$

where, we assume for the summation that $E_m > E_n$ if $m > n$, and there is no forbidden transition. In the Rotating Wave Approximation, we simply take [12, 15]

$$N(E) = \int_{-\infty}^{\infty} \langle b^\dagger b \rangle(\epsilon) \delta(E - \epsilon) d\epsilon \quad (\text{B5})$$

is the number of bosons resonant with the transition. For simplicity, we take Γ_0 not dependent on energy and the same for all transitions. Typically, one could consider a Debye model [15]

$$N(E) = \frac{E}{\mathcal{E}_0} \frac{1}{e^{E/k_B T} - 1}. \quad (\text{B6})$$

where $\frac{1}{e^{E/k_B T} - 1}$ is the Bose-Einstein distribution and E/\mathcal{E}_0 represents the bath spectral density. On the diagonal of the density matrix, these jump operators take the form of a Pauli-like Master Equation, reading

$$\begin{aligned} \frac{d}{dt} p_n = & \Gamma_0 \left(\sum_{m > n} -N_{mn} p_n + (N_{mn} + 1) p_m + \right. \\ & \left. + \sum_{m < n} -(N_{nm} + 1) p_n + N_{nm} p_m \right) \end{aligned} \quad (\text{B7})$$

where, for ease of notation, we have defined $N_{mn} = N(E_m - E_n)$. Therefore, the equilibrium probability are found as the eigenvalues of the rate matrix

$$R_{mn} = \Gamma_0 \begin{cases} N_{mn} + 1 & \text{if } E_m > E_n \\ -\sum_m N_{mn} - \sum_{m < n} 1 & \text{if } m = n \\ N_{mn} & \text{if } E_m < E_n \end{cases} \quad (\text{B8})$$

from which it ought be clear that the steady-state does not depend on the choice of Γ_0 . Moreover, in the limits of very low ($N_{mn} \ll 1$) or very high ($N_{mn} \gg 1$) temperature, the steady state does not depend on \mathcal{E}_0 [15, 52].

Appendix C: Numerical Calculation of the Gate Current

In this section, we will show how to derive the admittance from Eqs.(3-5) for an arbitrary perturbation of a markovian time evolution. In particular, we will consider the most general case of a Lindbladian of the type

$$\mathcal{L}(t) = \mathcal{L}_0 + \delta\mathcal{L}(t). \quad (\text{C1})$$

where we consider $\delta\mathcal{L}$ to be a small perturbation to \mathcal{L}_0 . We will then be able to write the time evolution as

$$\rho(t) = \rho_0 + \delta\rho(t) = \sum_m (p_{m,0} + \delta p_m) |\phi_m\rangle\langle\phi_m| \quad (\text{C2})$$

where we assume that $\rho(t)$ mostly remains diagonal and

$$\mathcal{L}_0 \rho_0 = 0 \quad (\text{C3})$$

for the stationary state.

We must now compute $I_G(t)$. We can write, however

$$I_G(t) = \alpha e \frac{d}{dt} \langle \Pi \rangle(t) = \alpha e \frac{d}{dt} \text{tr} \{ \Pi \rho(t) \}. \quad (\text{C4})$$

By definition of Lindbladian, this becomes

$$I_G(t) = \alpha e \text{tr} \{ \Pi \mathcal{L}(t) \rho(t) \}. \quad (\text{C5})$$

At first order in the perturbation, this becomes

$$I_G(t) = \alpha e (\text{tr} \{ \Pi \delta\mathcal{L}(t) \rho_0 \} + \text{tr} \{ \Pi \mathcal{L}_0 \delta\rho(t) \}) \quad (\text{C6})$$

echoing the fact that $\delta\rho(t)$ is, at first order in the perturbation, the solution of the equation

$$\frac{d}{dt} \delta\rho(t) = \delta\mathcal{L}(t) \rho_0 + \mathcal{L}_0 \delta\rho(t). \quad (\text{C7})$$

It is interesting to point out how Eq.(C7) is the direct Lindblad generalization to the expression of tunnelling capacitance presented in Ref. [53]. However, the necessity to solve a complex time-dependent differential equation to obtain $\delta\rho(t)$ makes this formulation only viable for numerical treatments.

Appendix D: Hamiltonian Susceptibility

In this section, we shall sketch the necessary mathematical steps to derive the susceptibility in Eq.(14) from the general expression in Eq.(10), which is equivalent to Ref.[15]. However, we report it here for completeness of the reader and to illustrate the physical origin of the imaginary response in Eq.(30).

To begin with, we can define

$$U(t, \tau) = \exp(-iH_0(t - \tau)) \quad (\text{D1})$$

through which the operators evolve in interaction picture as

$$\Pi(t, \tau) = U^\dagger(t, \tau) \Pi U(t, \tau). \quad (\text{D2})$$

Therefore, making the commutator explicit,

$$\begin{aligned} \chi(t, \tau) = & -i(\text{tr} \{ U^\dagger(t, \tau) \Pi U(t, \tau) \Pi \rho_{ss} \} - \\ & - \text{tr} \{ \Pi U^\dagger(t, \tau) \Pi U(t, \tau) \rho_{ss} \}) \Theta(t - \tau) \end{aligned} \quad (\text{D3})$$

We can now take the case of ρ_{ss} as perfectly diagonal. This may not be the case for a perfectly Hamiltonian dynamics. However, *any* interaction with the environment will lead to exponentially decaying off-diagonal terms [54]. Therefore, we can consider this as the limit of $\Gamma_{T_2}^{mn} \rightarrow 0$. For a practical way of computing such probabilities, a method is presented in App. B. In the case, we can use the fact that

$$\rho_{ss} = \sum_m p_m |\phi_m\rangle\langle\phi_m| \quad (\text{D4})$$

and the cyclic property of the trace to write the first term

in Eq.(D3) as

$$\begin{aligned} & \text{tr} \{ U^\dagger(t, \tau) \Pi U(t, \tau) \Pi \rho_{ss} \} = \\ & = \sum_m p_m \langle \phi_m | U^\dagger(t, \tau) \Pi U(t, \tau) \Pi | \phi_m \rangle. \end{aligned} \quad (\text{D5})$$

Now, we can use the completeness relation

$$\mathcal{I} = \sum_n |\phi_n\rangle \langle \phi_n| \quad (\text{D6})$$

where \mathcal{I} is the identity, to obtain

$$\sum_{m,n} p_m \langle \phi_m | U^\dagger(t, \tau) \Pi U(t, \tau) | \phi_n \rangle \langle \phi_n | \Pi | \phi_m \rangle. \quad (\text{D7})$$

Performing similar manipulation for the other term in Eq.(D3) and making the time evolution of bra and ket explicit, we find

$$\begin{aligned} \chi(t, \tau) = & -i \sum_{m,n} (p_m - p_n) e^{i(E_m - E_n)(t - \tau)} \cdot \\ & \cdot |\langle \phi_n | \Pi | \phi_m \rangle|^2 \Theta(t - \tau) \end{aligned} \quad (\text{D8})$$

whose Fourier transform is Eq.(14).

This derivation allows to immediately consider the expression for $\chi_H(t, \tau)$ in the case of the Lindblad dynamics. Using the cyclic property of the trace, in fact, we can write the equivalent of Eq.(D8) as

$$\begin{aligned} \chi_H(t, \tau) = & -i \sum_{m,n} (p_m - p_n) e^{i(E_m - E_n)(t - \tau)} \cdot \\ & \cdot e^{-\Gamma_{T_2}^{mn}(t - \tau)} |\langle \phi_n | \Pi | \phi_m \rangle|^2 \Theta(t - \tau) \end{aligned} \quad (\text{D9})$$

where we have defined $\Gamma_{T_2}^{mn} = \frac{1}{2} \Gamma_{T_1}^{mn} + \Gamma_\phi^{mn}$ as in the main text, and used the fact that $[\Pi, \rho_{ss}]$ is real and antihermitian, and thus nonzero only off-diagonal, as well as

$$\mathcal{L}_0 |\phi_m\rangle \langle \phi_n| = (i(E_m - E_n) - \Gamma_{T_2}^{mn}) |\phi_n\rangle \langle \phi_m|. \quad (\text{D10})$$

Taking the Fourier transform, we obtain Eq.(30).

Appendix E: Sisyphus Susceptibility

To derive the general form of the Sisyphus admittance, we must write down the variation of T_1 with respect to energy. Assuming without loss of generality a simple form of Eq.(B4), we can write

$$\begin{aligned} \delta \mathcal{L}_{\Gamma_{T_1} \rho_{ss}} = & \sum_{E_m > E_n} \frac{d\Gamma_+^{mn}}{d\varepsilon} \mathcal{D}(\tau_{mn}^x) \rho_{ss} + \\ & + \frac{d\Gamma_-^{mn}}{d\varepsilon} \mathcal{D}(\tau_{nm}^x) \rho_{ss} \end{aligned} \quad (\text{E1})$$

where, for compactness, we write

$$\frac{d\Gamma_\pm^{mn}}{d\varepsilon} = \frac{dE}{d\varepsilon} \frac{d}{dE} \Gamma_\pm^{mn} \Big|_{E=E_m - E_n}. \quad (\text{E2})$$

We can now notice that, on a diagonal density matrix,

$$\mathcal{D}(\tau_{nm}^x) \rho_{ss} = \sqrt{2} p_m \tau_{mn}^z \quad (\text{E3})$$

En passant, we note that the $\delta \mathcal{L}_\Gamma$ due to pure dephasing processes vanishes over a diagonal steady-state ρ_{ss} . Therefore, even if the dephasing rate has an energy dependence, it only contributes to $\Gamma_{T_2}^{mn}$ in Eq.(30), but does

not introduce additional terms in the admittance.

Therefore

$$\delta \mathcal{L}_{\Gamma_{T_1} \rho_{ss}} = \sqrt{2} \sum_{E_m > E_n} \left(\frac{d\Gamma_+^{mn}}{d\varepsilon} p_m - \frac{d\Gamma_-^{mn}}{d\varepsilon} p_n \right) \tau_{mn}^z \quad (\text{E4})$$

If we now define

$$\Gamma_{T_1}^{mn} = \Gamma_+^{mn} + \Gamma_-^{mn} \quad (\text{E5})$$

using the from the definitions in Eq.(35) and making use of Eqs. (E4) and (23), we easily obtain

$$\chi_{T_1}(t, \tau) = \sum_{E_m > E_n} e^{-\Gamma_{T_1}^{mn}(t - \tau)} \sigma_{mn} \quad (\text{E6})$$

Appendix F: Hermes Susceptibility

The first step towards deriving the Hermes admittance is to expand the rotation matrix $W(t)$, which diagonalizes the Hamiltonian instantaneously, to first order. To do so, we can notice that

$$W(t) = \sum_m |\phi_m(t)\rangle \langle \phi_m(t)|. \quad (\text{F1})$$

Instantaneously to first order,

$$|\phi_m(t)\rangle = |\phi_m\rangle + \sum_{n \neq m} \frac{\langle \phi_n | \Pi | \phi_m \rangle}{E_m - E_n} |\phi_n\rangle \delta\varepsilon \cos \omega t + \mathcal{O}(\delta\varepsilon^2). \quad (\text{F2})$$

Thus,

$$W(t) = W^0 + \delta\varepsilon \delta W \cos \omega t + \mathcal{O}(\delta\varepsilon^2) \quad (\text{F3})$$

with

$$\delta W = \left(\sum_m \sum_{n \neq m} \frac{\langle \phi_n | \Pi | \phi_m \rangle}{E_m - E_n} |\phi_n\rangle \langle \phi_m| - h.c. \right). \quad (\text{F4})$$

Consequently, the perturbation of the jump operators reads

$$\begin{aligned} \frac{dL_l}{d\varepsilon} = & \delta W^\dagger L_l^{IEB} W^0 + (W^0)^\dagger L_l^{IEB} \delta W \\ = & - [\delta W, L_l^0]. \end{aligned} \quad (\text{F5})$$

With some more algebra, it is possible to write

$$\begin{aligned} \mathcal{D}'(L) = & - [\delta W, L^0 \rho (L^0)^\dagger] + \frac{1}{2} \left\{ [\delta W, (L^0)^\dagger L^0], \rho \right\} + \\ & + L^0 [\delta W, \rho] (L^0)^\dagger. \end{aligned} \quad (\text{F6})$$

We must now consider relaxation and dephasing separately. The Hermes susceptibility of T_1 processes can be calculated making use of the algebra presented in App. E, with the additional fact that

$$[\delta W, |\phi_m\rangle \langle \phi_m|] = \sum_{n \neq m} \frac{\langle \phi_n | \Pi | \phi_m \rangle}{E_m - E_n} |\phi_n\rangle \langle \phi_m| + h.c. \quad (\text{F7})$$

With a similar formalism, it is also possible to include pure dephasing (T_2^ϕ) processes, which are usually described by a diagonal jump operator τ_{mn}^z . Carrying out the algebra and making use of Eq.(F7), we find the results in Eq.(F8).

$$\begin{aligned}\mathcal{D}'(\tau_{nm}^x)\rho_{ss} &= -\sum_{n \neq m} \frac{3p_m + p_n}{2} \left(\frac{\langle \phi_n | \Pi | \phi_m \rangle}{E_n - E_m} |\phi_n\rangle \langle \phi_m| - \frac{\langle \phi_m | \Pi | \phi_n \rangle}{E_m - E_n} |\phi_m\rangle \langle \phi_n| \right) = -\sum_{n \neq m} \frac{3p_m + p_n}{2} \Lambda_{mn} \\ \mathcal{D}'(\tau_{nm}^z)\rho_{ss} &= \sum_{n \neq m} (p_m - p_n) \left(\frac{\langle \phi_n | \Pi | \phi_m \rangle}{E_n - E_m} |\phi_n\rangle \langle \phi_m| - \frac{\langle \phi_m | \Pi | \phi_n \rangle}{E_m - E_n} |\phi_m\rangle \langle \phi_n| \right) = \sum_{n \neq m} (p_m - p_n) \Lambda_{mn}\end{aligned}\quad (\text{F8})$$

Notably, one can express both superoperators in terms of Λ_{mn} , and only differ in their dependence on the probabilities. The formulas greatly simplify if we consider the combined action of relaxation and dephasing. In the notation of App. E and taking without loss of generality $E_m > E_n$, the perturbation to the jump operators reads

$$\begin{aligned}\delta\mathcal{L}_L^{mn}\rho_{ss} &= \Gamma_{mn}^\phi \mathcal{D}'(\tau_{nm}^z)\rho_{ss} + \\ &+ \Gamma_{mn}^+ \mathcal{D}'(\tau_{mn}^x)\rho_{ss} + \Gamma_{mn}^- \mathcal{D}'(\tau_{nm}^x)\rho_{ss}\end{aligned}\quad (\text{F9})$$

where we have introduced the pure dephasing rate Γ_ϕ .

Before proceeding, we note that in such a Lindbladian the equilibrium probabilities and the relaxation rates are linked by the detailed balance principle as

$$\frac{p_m}{p_n} = \frac{\Gamma_{mn}^{mn}}{\Gamma_{nm}^{mn}}. \quad (\text{F10})$$

Combining Eqs. (F8) and (F10) we find, after some algebra,

$$\delta\mathcal{L}_L^{mn}\rho_{ss} = \Gamma_{T_2}^{mn}(p_m - p_n)\Lambda_{mn} \quad (\text{F11})$$

where we have defined

$$\Gamma_{T_2}^{mn} = \Gamma_{T_2^\phi}^{mn} + \frac{1}{2}\Gamma_{T_1}^{mn} \quad (\text{F12})$$

Interestingly, there is a factor of 2 between the contributions of relaxation and dephasing, reflecting the fact that the decay of the coherences reads $T_2^{-1} = (T_2^\phi)^{-1} + (2T_1)^{-1}$.

From Eq.(F11) it follows directly that we can write the Hermes susceptibility as

$$\begin{aligned}\chi_{He}(t, \tau) &= \sum_{m \neq n} \Gamma_{T_2}^{mn} \frac{p_m - p_n}{E_m - E_n} e^{i(E_m - E_n)(t - \tau)} \cdot \\ &\cdot e^{-\Gamma_{T_2}^{mn}(t - \tau)} |\langle \phi_n | \Pi | \phi_m \rangle|^2 \Theta(t - \tau)\end{aligned}\quad (\text{F13})$$

whose Fourier transform is Eq.(38) in the main text.

Appendix G: Dissipation and Decoherence in the DQD

In this appendix, we present a discussion of the precise effects of dissipation and decoherence in the DQD. To begin with, we discuss the resistive component of the admittance in Fig. 2, which is shown in Fig.3. At very low frequencies, the Sisyphus term dominates, and we obtain the characteristic two lobes. As mentioned in the main text, our results are equivalent to those in Refs. [12] and [13]. This is easily understood in the light of App. E, which shows that, assuming as we shall that ρ_{ss} is diagonal, $\delta\mathcal{L}_{\Gamma_{T_1}}\rho_{ss}$ is *also* diagonal. Therefore, the LME is perfectly equivalent to a semiclassical (scalar) Master Equation. *En passant*, we note that this is *not* the case for $\delta\mathcal{L}_H$ or $\delta\mathcal{L}_L$. Because of this, our model deviates from

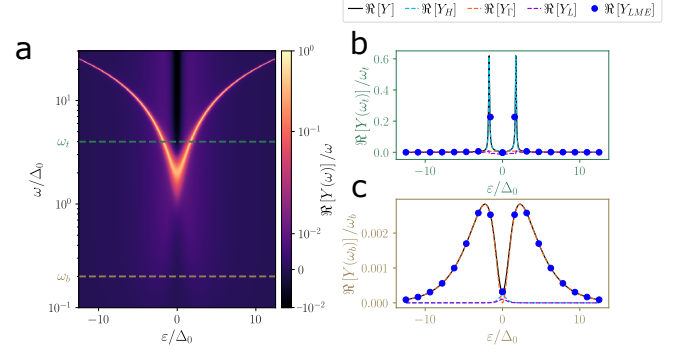


FIG. 3. (a) Conductance of the DQD for increasing frequency at $k_B T = 5\Delta$. The line cuts are taken in the resonant ($\omega = 4\Delta$) and adiabatic ($\omega = 0.2\Delta$) regimes, (b) and (c) respectively.

the semiclassical result around $\varepsilon_0 = 0$, where we notice a finite conductance arising from the Hamiltonian and Hermites terms. At high frequencies, however, we see a similar behaviour to Fig. 2, where the response is dominated by Y_H and sharply peaked at resonance. Similarly to the capacitive response at resonance, the large resistive response can be understood by the system being efficiently driven by the excitation. This constant interplay of excitation of the quantum system and relaxation through the bath causes a net energy dissipation, which manifests electrically as a resistance. This is further clarified thinking of the process in the formalism of circuit QED, where instead of charge dynamics, we are invited to keep track of photons exchanged with the cavity driving the quantum system. If the drive is resonant with the energy splitting, photons can be absorbed by the system being excited in a coherent superposition, which then decays back to equilibrium.

Lastly, we see fit to comment on the new Hermes term, which will be important when, unlike Fig. 2, Γ_{T_2} becomes comparable with the level splitting. To showcase this effect, we introduce a pure dephasing term of the form

$$L_z^{IEB} = \frac{|g\rangle\langle g| - |e\rangle\langle e|}{\sqrt{2}} \quad \Gamma_z(E) = \Gamma_\phi \quad (\text{G1})$$

which has no semiclassical equivalent. For simplicity, we take Γ_ϕ also independent of energy. Thus, the only necessary modification is redefining $\Gamma_{T_2} = \Gamma_\phi + \frac{1}{2}\Gamma_{T_1}(E_0)$. Consequently, changing Γ_ϕ decouples the effect of χ_H and χ_L from the Sisyphus term.

In Fig. 4 we use the same parameters as Fig. 2c,f and show the evolution of the DQD admittance for increasing Γ_ϕ . Firstly, we stress how the inclusion of χ_L is clearly necessary to correctly reproduce the LME results. When

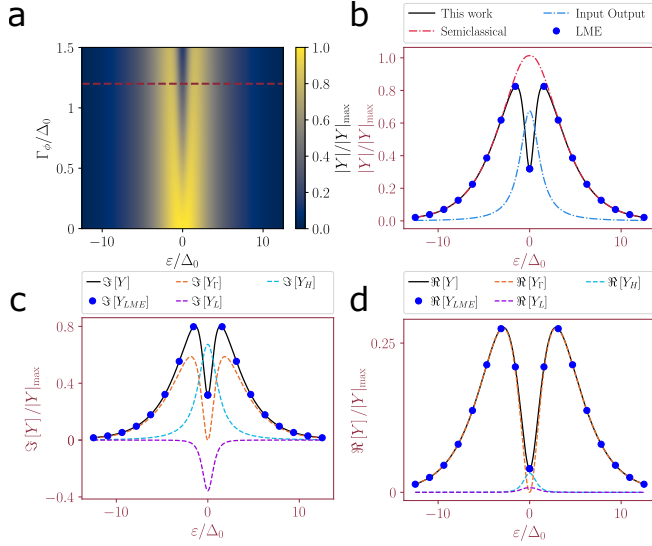


FIG. 4. (a) Admittance of the DQD for increasing dephasing rate Γ_ϕ . (b) Line cut taken at $\Gamma_\phi/\Delta_0 = 1.2$. Imaginary (c) and real (d) part of the admittance.

dephasing is low, we see excellent agreement with the semiclassical model, as expected. For large Γ_ϕ , however, we observe and adiabatic *decoherence-induced* suppression of the quantum capacitance, which, furthermore, is compounded by the negative capacitance arising from the Hermes term. This phenomenon is readily understood considering that the quantum capacitance arises from an adiabatic unitary redistribution of the charge across the avoided crossing, which is hindered by decoherence events. Comparing Fig. 4d and Fig. 4c, moreover, we notice how the stark reduction in capacitance is accompanied by an increase in conductance at $\varepsilon_0 = 0$.

Interestingly, we notice how the suppression of the quantum capacitance makes also the reactive component dominated by Sisyphus lobes, which leads to a double peak. This effect has not been described before in the literature, and may suggest that the experimental observation of peak-splitting may not be the smoking gun of Rabi driving. However, we shall point out that this observation is bordering the regimes of validity of the IEA, thus requiring further theoretical and experimental investigation.

-
- [1] A. Wallraff, D. I. Schuster, A. Blais, L. Frunzio, J. Huang, R. S. and Majer, S. Kumar, S. M. Girvin, and R. J. Schoelkopf, *Nature* **431**, 162 (2004).
 - [2] K. D. Petersson, L. W. McFaul, M. D. Schroer, M. Jung, J. M. Taylor, A. A. Houck, and J. R. Petta, *Nature* **490**, 380 (2012).
 - [3] N. Samkharadze, G. Zheng, N. Kalhor, D. Brousse, A. Sammak, U. C. Mendes, A. Blais, G. Scappucci, and L. M. K. Vandersypen, *Science* **359**, 1123–1127 (2018).
 - [4] X. Mi, M. Benito, S. Putz, D. M. Zajac, J. M. Taylor, G. Burkard, and J. R. Petta, *Nature* **555**, 599–603 (2018).
 - [5] V. Derakhshan Maman, M. Gonzalez-Zalba, and A. Pályi, *Physical Review Applied* **14**, 064024 (2020).
 - [6] G. Burkard, M. J. Gullans, X. Mi, and J. R. Petta, *Nature Reviews Physics* **2**, 129–140 (2020).
 - [7] J. van Dijk, E. Kawakami, R. Schouten, M. Veldhorst, L. Vandersypen, M. Babaie, E. Charbon, and F. Sebastiano, *Physical Review Applied* **12**, 044054 (2019).
 - [8] M. A. Sillanpää, T. Lehtinen, A. Paila, Y. Makhlin, L. Roschier, and P. J. Hakonen, *Phys. Rev. Lett.* **95**, 206806 (2005).
 - [9] F. Persson, C. M. Wilson, M. Sandberg, G. Johansson, and P. Delsing, *Nano Letters* **10**, 953–957 (2010).
 - [10] C. Ciccarelli and A. J. Ferguson, *New Journal of Physics* **13**, 093015 (2011).
 - [11] F. Vigneau, F. Fedele, A. Chatterjee, D. Reilly, F. Kuemmeth, F. Gonzalez-Zalba, E. Laird, and N. Ares, *Probing quantum devices with radio-frequency reflectometry*, *Applied Physics Review* **10**, 021305 (2023).
 - [12] R. Mizuta, R. M. Otxoa, A. C. Betz, and M. F. Gonzalez-Zalba, *Phys. Rev. B* **95**, 045414 (2017).
 - [13] M. Esterli, R. M. Otxoa, and M. F. Gonzalez-Zalba, *Applied Physics Letters* **114**, 253505 (2019).
 - [14] S. Kohler, *Physical Review Letters* **119**, 196802 (2017), publisher: American Physical Society.
 - [15] S. Kohler, *Physical Review A* **98**, 023849 (2018), publisher: American Physical Society.
 - [16] M. Benito, X. Mi, J. M. Taylor, J. R. Petta, and G. Burkard, *Physical Review B* **96**, 235434 (2017).
 - [17] A. Blais, A. L. Grimsmo, S. M. Girvin, and A. Wallraff, *Reviews of Modern Physics* **93**, 025005 (2021).
 - [18] G. Burkard and J. R. Petta, *Physical Review B* **94**, 195305 (2016).
 - [19] S. N. Shevchenko, S. Ashhab, and F. Nori, *Physics Reports* **492**, 1–30 (2010) NoStop.
 - [20] O. V. Ivakhnenko, S. N. Shevchenko, and F. Nori, *Physics Reports Nonadiabatic Landau-Zener-Stückelberg-Majorana transitions, dynamics, and interference*, **995**, 1–89 (2023).
 - [21] S. J. Srinivasan, A. J. Hoffman, J. M. Gambetta, and A. A. Houck, *Physical Review Letters* **106**, 083601 (2011).
 - [22] T. Yamamoto, Y. A. Pashkin, O. Astafiev, Y. Nakamura, and J. S. Tsai, *Nature* **425**, 941–944 (2003).
 - [23] K. S. Guo, M. Feng, J. Y. Huang, W. Gilbert, K. M. Itoh, F. E. Hudson, K. W. Chan, W. H. Lim, A. S. Dzurak, and A. Saraiva, *Methods for transverse and longitudinal spin-photon coupling in silicon quantum dots with intrinsic spin-orbit effect* (2023), arXiv:2308.12626 [cond-mat, physics:quant-ph].
 - [24] G. Burkard, T. D. Ladd, A. Pan, J. M. Nichol, and J. R. Petta, *Reviews of Modern Physics* **95**, 025003 (2023).
 - [25] T. Bonsen, P. Harvey-Collard, M. Russ, J. Dijkema, A. Sammak, G. Scappucci, and L. M. Vandersypen, *Physical Review Letters* **130**, 137001 (2023).
 - [26] B. Undseth, X. Xue, M. Mehmandoust, M. Rimbach-Russ, P. T. Eendebak, N. Samkharadze, A. Sammak, V. V. Dobrovitski, G. Scappucci, and L. M. Vandersypen, *Physical Review Applied* **19**, 044078 (2023).
 - [27] T. B. Smith, M. C. Cassidy, D. J. Reilly, S. D. Bartlett, and A. L. Grimsmo, *PRX Quantum* **1**, 020313 (2020).

- [28] D. Rainis and D. Loss, *Physical Review B* **85**, 174533 (2012).
- [29] S. Park, C. Metzger, L. Tosi, M. Goffman, C. Urbina, H. Pothier, and A. L. Yeyati, *Physical Review Letters* **125**, 077701 (2020), publisher: American Physical Society.
- [30] V. V. Albert, B. Bradlyn, M. Fraas, and L. Jiang, *Physical Review X* **6**, 041031 (2016)
- [31] R. M. Foster, *Bell System Technical Journal* **3**, 259–267 (1924).
- [32] S. E. Nigg, H. Paik, B. Vlastakis, G. Kirchmair, S. Shankar, L. Frunzio, M. H. Devoret, R. J. Schoelkopf, and S. M. Girvin, *Physical Review Letters* **108**, 240502 (2012).
- [33] F. Solgun, D. W. Abraham, and D. P. DiVincenzo, *Physical Review B* **90**, 134504 (2014).
- [34] T. Frey, P. J. Leek, M. Beck, J. Faist, A. Wallraff, K. Ensslin, T. Ihn, and M. Büttiker, *Physical Review B* **86**, 115303 (2012).
- [35] D. Manzano, *AIP Advances* **10**, 025106 (2020)
- [36] M. K. Zinn, *Bell System Technical Journal* **31**, 378–404 (1952).
- [37] C. G. Montgomery, R. H. Dicke, and E. M. Purcell, *Principles of microwave circuits*, IEE electromagnetic waves series (The Institution of Engineering and Technology, London, U.K, 1987).
- [38] M. Yamaguchi, T. Yuge, and T. Ogawa, *Physical Review E* **95**, 012136 (2017).
- [39] G. A. Oakes, L. Peri, L. Cochrane, F. Martins, L. Hutin, B. Bertrand, M. Vinet, A. G. Saiz, C. J. B. Ford, C. G. Smith, and M. F. Gonzalez-Zalba, *A quantum dot-based frequency multiplier PRX Quantum* **4**, 020346 (2023)
- [40] T. Albash, S. Boixo, D. A. Lidar, and P. Zanardi, *New Journal of Physics* **14**, 123016 (2012).
- [41] T. Ikeda, K. Chinzei, and M. Sato, *SciPost Physics Core* **4**, 033 (2021).
- [42] T. Mori, *Annual Review of Condensed Matter Physics* **14**, 35 (2023).
- [43] L. DiCarlo, H. J. Lynch, A. C. Johnson, L. I. Childress, K. Crockett, C. M. Marcus, M. P. Hanson, and A. C. Gossard, *Physical Review Letters* **92**, 226801 (2004).
- [44] Y. Hu, H. O. H. Churchill, D. J. Reilly, J. Xiang, C. M. Lieber, and C. M. Marcus, *Nature Nanotechnology* **2**, 622–625 (2007).
- [45] V. E. Manucharyan, A. Baksic, and C. Ciuti, *Journal of Physics A: Mathematical and Theoretical* **50**, 294001 (2017).
- [46] H. Toida, T. Nakajima, and S. Komiyama, *Physical Review Letters* **110**, 066802 (2013).
- [47] D. J. Ibberson, T. Lundberg, J. A. Haigh, L. Hutin, B. Bertrand, S. Barraud, C.-M. Lee, N. A. Stelmashenko, G. A. Oakes, L. Cochrane, J. W. Robinson, M. Vinet, M. F. Gonzalez-Zalba, and L. A. Ibberson, *PRX Quantum* **2**, 020315 (2021).
- [48] X. Zhou, G. Koolstra, X. Zhang, G. Yang, X. Han, B. Dildar, X. Li, R. Divan, W. Guo, K. W. Murch, D. I. Schuster, and D. Jin, *Nature* **605**, 46–50 (2022).
- [49] M. Büttiker, H. Thomas, and A. Prêtre, *Physics Letters A* **180**, 364 (1993).
- [50] A. Cottet, C. Mora, and T. Kontos, *Physical Review B* **83**, 121311 (2011).
- [51] M. Am-Shallem, A. Levy, I. Schaefer, and R. Kosloff, Three approaches for representing lindblad dynamics by a matrix-vector notation (2015), arXiv:1510.08634 [quant-ph].
- [52] S. Kohler, J. Lehmann, and P. Hänggi, *Physics Reports* **406**, 379 (2005),
- [53] T. Lundberg, D. J. Ibberson, J. Li, L. Hutin, J. C. Abadillo-Uriel, M. Filippone, B. Bertrand, A. Nunnenkamp, C.-M. Lee, N. Stelmashenko, J. W. A. Robinson, M. Vinet, L. Ibberson, Y.-M. Niquet, and M. F. Gonzalez-Zalba, Non-reciprocal pauli spin blockade in a silicon double quantum dot (2021), arXiv:2110.09842 [cond-mat.mes-hall].
- [54] S. Kohler, T. Dittrich, and P. Hänggi, *Physical Review E* **55**, 300 (1997),.