

# DEFECT SPECTRUM: A GRANULAR LOOK OF LARGE-SCALE DEFECT DATASETS WITH RICH SEMANTICS

Shuai Yang<sup>1,2\*</sup>, Zhifei Chen<sup>1\*</sup>, Pengguang Chen<sup>3</sup>, Xi Fang<sup>3</sup>, Shu Liu<sup>3</sup>, Yingcong Chen<sup>1,2,4</sup>  
<sup>1</sup>HKUST(GZ), <sup>2</sup>HKUST(GZ) - SmartMore Joint Lab, <sup>3</sup>SmartMore, <sup>4</sup>HKUST

## ABSTRACT

Defect inspection is paramount within the closed-loop manufacturing system. However, existing datasets for defect inspection often lack precision and semantic granularity required for practical applications. In this paper, we introduce the Defect Spectrum, a comprehensive benchmark that offers precise, semantic-abundant, and large-scale annotations for a wide range of industrial defects. Building on four key industrial benchmarks, our dataset refines existing annotations and introduces rich semantic details, distinguishing multiple defect types within a single image. Furthermore, we introduce Defect-Gen, a two-stage diffusion-based generator designed to create high-quality and diverse defective images, even when working with limited datasets. The synthetic images generated by Defect-Gen significantly enhance the efficacy of defect inspection models. Overall, The Defect Spectrum dataset demonstrates its potential in defect inspection research, offering a solid platform for testing and refining advanced models. Our project page is in [https://envision-research.github.io/Defect\\_Spectrum](https://envision-research.github.io/Defect_Spectrum).

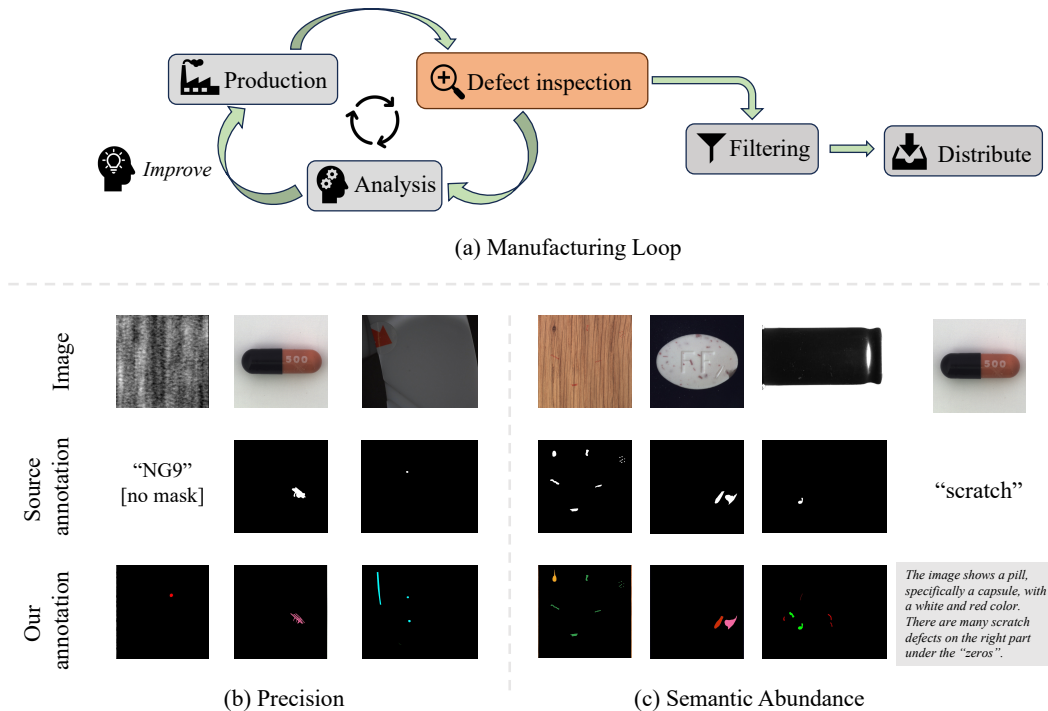


Figure 1: (a) The closed-loop system in industrial manufacturing. Defect inspection plays a pivotal role. (b, c) An overview of our improvements in annotations, in the aspect of precision and semantics abundance. **Best viewed in color.**

\*These authors contributed equally to this work.

---

## 1 INTRODUCTION

Industrial manufacturing is a cornerstone of modern society. In an environment where minute imperfections can result in significant failures, ensuring top-tier quality is imperative. Manufacturing predominantly relies on a closed-loop system, encompassing production, defect inspection, filtering, and analysis, as illustrated in Figure 1.

Within this system, defect inspection plays a pivotal role, interfacing with most stages and ultimately determining product quality. Striking the right balance between identifying defective items and acknowledging sub-optimal ones, based on defect size, position, and type, becomes critical (Wagner, 2016). For instance, consider a metal plate. If there is a large area on its surface where the paint has peeled off, the functional impact on the metal plate might be minimal despite the significant size of the defect. However, if there is a tiny crack within the metal, even though it is small in size, it might lead to the plate breaking under pressure, significantly affecting its performance. Additionally, documenting the category and location of defects can pave the way for predictive maintenance and provide valuable insights for refining product repair processes (Ni et al., 2022).

However, current datasets struggle to meet the intricate practical needs of industrial defect inspection. One notable limitation is the insufficient granularity concerning defect types and locations. For instance, anomaly detection datasets like MVTEC (Bergmann et al., 2019) and AeBAD (Zhang et al., 2023) give pixel-level annotations but are restricted to binary masks. Meanwhile, datasets like VISION (Bai et al., 2023), though more detailed, occasionally miss or misclassify defect instances.

To address these gaps, we introduce the Defect Spectrum, aiming to offer semantics-abundant, precise, and large-scale annotations for a broad spectrum of industrial defects. This empowers practical defect inspection systems to furnish a more thorough and precise analysis, bolstering automated workflows. Building on four key industrial benchmarks, Defect Spectrum offers enhanced annotations through a rigorous labeling endeavor. We have re-evaluated and refined existing defect annotations to ensure a holistic representation. For example, contours of subtle defects, like scratches and pits, are carefully refined for better precision, and missing defects are carefully filled with the help of specialists. Beyond that, our dataset stands out by providing annotations with rich semantics details, distinguishing multiple defect types even within a single image. Lastly, we have incorporated descriptive captions for each sample, aiming to integrate the use of Vision Language Models (VLMs) in upcoming studies. During this endeavor, we employ our innovative annotation tool, Defect-Click. It has largely accelerated our labeling process, emphasizing its utility and efficiency, ensuring meticulous labeling even with the extensive scope of our dataset.

Another palpable challenge is the limited number of defective samples in datasets. For instance, in DAGM, there are only 900 defective images. In MVTEC, although it has 5354 total images, the defectives among them are merely 1258. And even the extensive VISION dataset falls short in comparison to natural image datasets like ImageNet (Deng et al., 2009) (1 million images) and ADE20k (Zhou et al., 2017; 2019) (20k images). To address this, we harness the power of generative models, proposing the “Defect-Gen”, a two-stage diffusion-based generator. Our generator exhibits promising performance in image diversity and quality even with a limited number of training data. We show that these generated data could largely boost the performance of existing models in our Data Spectrum benchmark.

To summarize, our contributions are listed as follows.

- We introduce the Defect Spectrum dataset, designed to enhance defect inspection with its semantics-abundant, precise, and large-scale annotations. Unlike existing datasets, we not only refine existing annotations for a more holistic representation but also introduce rich semantics details. This dataset, building on four key industrial benchmarks, goes beyond binary masks to provide more detailed and precise annotations.
- We propose the Defect-Gen, a two-stage diffusion-based generator, to tackle the challenges associated with the limited availability of defective samples in datasets. This generator is shown to boost the performance of existing models, by enhancing image diversity and quality even with a limited training set.
- We conducted a comprehensive evaluation on our Defect Spectrum dataset, highlighting its versatility and application across various defect inspection challenges. By doing so,

---

we provide a foundation for researchers to evaluate and develop state-of-the-art models tailored for the intricate needs of industrial defect inspection.

## 2 RELATED WORK

**Industrial Datasets** There are several well-used datasets for Industrial Defect Inspection: DAGM2007(Wieler & Hahn, 2007), AITEX(Silvestre-Blanes et al., 2019), AeBAD(Zhang et al., 2023), BeanTech(Mishra et al., 2021), Cotton-SFDG(Incorporated, 2023) and KoektorSDD (Tabernik et al., 2020) offer commonly seen images that cover a wide array of manufacturing materials; MVTEC (Bergmann et al., 2019; 2021) is a dataset for benchmarking anomaly detection methods with a focus on industrial inspection; VISION V1(Bai et al., 2023) includes a collection of 14 industrial inspection datasets containing multiple objects. A notable shortcoming in the aforementioned industrial datasets is they often lack specificity regarding the defect’s type or its precise location. Aiming to refine these issues, we introduce the Defect Spectrum datasets. Further details will be explained in Section 3.

**Defect-mask Generation** Defect inspection plays a vital role in various industries, including manufacturing, healthcare, and transportation. Previous attempts based on the traditional computer vision method (Song et al., 2015) have proven to be robust for detecting small defects, but they all suffer from detecting defects in textures-rich patterns. In recent years, Convolutional Neural Networks(CNNs) (Faghieh-Roohi et al., 2016; Mundt et al., 2019; Guo et al., 2021) based models are commonly used for defect inspection, but limited availability of real-world defect samples remains a challenge. To mitigate such data-insufficiency issue, traditional methods for synthesizing defect images manually destroy normal samples (Mery & Filbert, 2002) or adopt Computer-Aided Drawing (CAD) (Mery et al., 2005; Huang et al., 2009). Deep learning-based approaches are generally effective, but they require large amounts of data. GAN-based methods (Niu et al., 2020; Wei et al., 2022; Du et al., 2022; Zhang et al., 2021) are adopted to perform defect sample synthesis for data augmentation. DefectGAN adopts an encoder-decoder structure to synthesize defects by mimicking defacement and restoration processes. However, it is important to note that GAN-based methods typically require a substantial quantity of real defect data in order to achieve effective results. Recent advancements in Diffusion models (Ho et al., 2020; Dhariwal & Nichol, 2021; Nichol & Dhariwal, 2021) demonstrated a superior performance in image generation. However, they tend to reproduce existing samples when trained with scarce data, leading to a lack of diversity. Stable Diffusion (Romach et al., 2021) is one of the most prevailing methods in this field. Nonetheless, it is not applicable to use a pre-trained stable diffusion model when generating masks. Our proposed approach, on the other hand, is capable of generating defective image-mask pairs with both diversity and high quality, even when trained on limited datasets.

## 3 DATASET

### 3.1 DATASETS ANALYSIS

In Table 1, we present an analysis of the Defect Spectrum datasets in comparison with other prevalent industrial datasets. Notably, the DAGM2007 and Cotton-Fabric datasets originally lacked pixel-wise labels, making them less suitable for detailed defect inspection. While datasets like AITEX, AeBAD, BeanTech, and KoektorSDD offer defect masks, they only focus on a limited range of products, offering a restricted number of annotated images and defect categories.

High-quality datasets such as MVTEC and VISION, despite providing a substantial number of images with pixel-level annotations, still have some limitations. For instance, there are cases where MVTEC and VISION annotations either miss defects or provide imprecise, coarse labels, as illustrated in Figure 1(b). Moreover, these datasets sometimes merge distinct defect classes into a single generic category, evident with the “toothbrush” in MVTEC and the “capacitor” in VISION. In MVTEC, only a binary mask is provided, which assumes each image contains just one defect type. This assumption is contrary to real-world situations where images, including many from MVTEC, often obtain multiple defect types at the same time, as highlighted in Figure 1 (c).

To address these challenges, we introduce the Defect Spectrum datasets, comprising 3518 carefully selected high-quality images sourced from existing industrial datasets, including MVTEC, VISION-V1, DAGM2007, and Cotton-Fabric. Our dataset ensures that every selected image is accompanied by detailed, precise, and diverse category annotations. Furthermore, we provide comprehensive captions to enhance contextual understanding. For each product type in our datasets, we also offer a variety of realistic synthetic data along with their corresponding accurate masks.

Table 1: Comparison with real-world manufacturing datasets. Defect Spectrum datasets are the second largest one even though excluding our synthetic data. Defect Spectrum is also the most diverse, semantics-abundant, and precise manufacturing benchmark datasets to date. We use \* to represent the amount of synthetic data.

	Annotated Defective Images	Defect Type	Pixel-wise Label	Multiple Defective Label	Detailed Caption
AITEX	105	12	✓		
AeBAD	346	4	✓		
BeanTech	290	3	✓		
Cotton-Fabric	89	1			
DAGM2007	900	6			
KolektorSDD2	356	1	✓		
MVTec	1258	69	✓		
VISION V1	4165	44	✓	✓	
Defect Spectrum	3518+1920*	125	✓	✓	✓

### 3.2 ANNOTATION IMPROVEMENTS

Our improvements in annotations are mainly in three aspects: precision, semantics-abundance, and detailed caption.

**Precision** For datasets that were neither annotated nor had image-wise annotations, we have elevated them to meet our standards. We have enriched these datasets with meticulous pixel-level annotations, delineating defect boundaries and assigning a distinct class label to each type of defect. For those datasets that already possessed pixel-wise masks, we enhanced their precision and rectified any imperfections. We undertook efforts to account for any overlooked defects, ensuring exhaustive coverage. For nuanced defects, such as scratches and pits, we refined the contours to achieve heightened accuracy.

**Semantics Abundance** In contrast to datasets that only offer binary defective masks, Defect Spectrum furnishes annotations with more semantic details, identifying multiple defect types within a single image. We identify that there are 552 multiple defective images and provide their multi-class labels. Moreover, we have re-assessed and fine-tuned the existing defect classes, guaranteeing a more granular and precise categorization. In total, we offer 125 distinct defect classes.

**Detailed Caption** With the evolution of Vision Language Models (VLMs), we have equipped our datasets by integrating exhaustive captions. It’s worth noting that current captioning models, such as BLIP2 (Li et al., 2023) and LLaVa (Liu et al., 2023), often overlook defect information. As a remedy, we conducted manual inspections of each defective image and furnished detailed descriptions. These narratives not only identify the objects but also elucidate their specific defects. We anticipate that this enhancement will inspire researchers to increasingly leverage VLMs for defect inspection in forthcoming studies.

### 3.3 AUXILIARY ANNOTATION TOOL

Annotating pixel masks is an exceptionally demanding task in the labeling domain, especially under the stringent standards of Defect Spectrum. It is not feasible to perform such a task from scratch. To alleviate this challenge, we introduce an auxiliary annotation tool, “Defect-Click,” designed to conserve the efforts of our specialists.




Figure 2: Annotating a scratched capsule: With the “Defect-Click” tool, we can swiftly pinpoint the two scratches. However, when using “Segment Anything”, it becomes challenging to accurately identify the defects. **Best viewed in color.**

Defect-Click is an advanced interactive annotation tool designed to automatically segment defect areas based on a user’s click point. Distinct from traditional interactive segmentation methods, Defect-Click utilizes its pretrained knowledge of industrial defects to adeptly pinpoint irregular defective regions. Built upon the Focal-Click framework (Chen et al., 2021; 2022), we tailored Defect-Click for the industrial defect domain by integrating 21 proprietary labeled datasets, introducing multi-level crop training for small defects, and incorporating edge-sensitive losses during training. These specialized approaches ensure that Defect-Click significantly outperforms other annotation tools in the industrial dataset domain, as showcased in Figure 2. Segment Anything (Kirillov et al., 2023) struggles to identify the scratch defect, while Defect-Click clearly delineates the defect’s contour.

With the assistance of Defect-Click, we can initially obtain a rough defect mask with merely several clicks and subsequently refine its imperfections. On average, this approach has resulted in a time-saving of about 60%. Even though, this comprehensive annotation project still spans a total of 580 working hours.

### 3.4 DEFECT GENERATION

To tackle the issue of defects scarcity, we turn to the burgeoning field of generative models. By using the limited available data, we propose a two-staged diffusion-based generator, called the “Defect-Gen”.

#### 3.4.1 BACKGROUND

Given a set of defective image-mask pairs, we aim to learn a generative model that captures the true data distribution, so that it can generate more pairs to augment the training set. We denote the dataset as  $\mathcal{D} = \{(I_1, M_1), (I_2, M_2), \dots, (I_N, M_N)\}$ , where  $I_i \in \mathbb{R}^{h \times w \times 3}$  and  $M_i \in \{0, n_{defect}\}^{h \times w \times n_{defect}}$  refer to the defect image and its corresponding defect mask respectively.  $N$  is the number of samples in the training set, which is small in practice.  $n_{defect}$  denotes the number of defective types in the mask images. Specifically, we convert the mask into a one-hot encoding scheme for each channel separately. We show that with a very small modification, it can generate images with corresponding labels. We perform a channel-wise concatenation between  $I$  with the  $M$ , i.e.,  $x = I \oplus M$ , where  $\oplus$  means concatenation and  $x \in \mathbb{R}^{h \times w \times n_{total}}$ , and  $n_{total} = n_{defect} + 3$ . We then treat the  $x$  as the *input* to train the generator. This improves the usability of the generative model with negligible computational overhead. In the following, we term  $x$  as “image” instead of “image with label” for convenience.

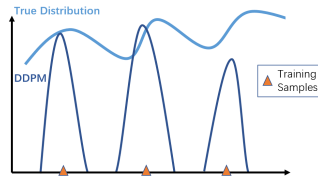


Figure 3: DDPM predicts high density around training samples and fails to capture the true data distribution.

**Few-shot Challenges** Note that defect images are difficult to collect in practice, and thus, models have to be trained with very few samples. Under this situation, we observe that the generated results lack diversity. To be specific, models tend to memorize the training set. The reason could be that the generative models such as Diffusion models tend to predict high density around training samples and fail to capture the true data distribution, as depicted in Figure 3.

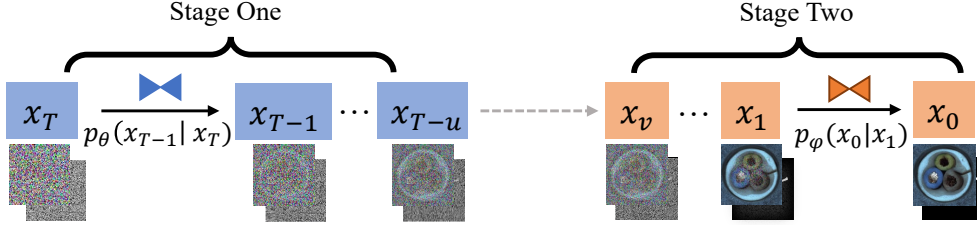


Figure 4: The inference process of the two staged diffusion models. The input to the large model  $p_\theta$  is gaussian noise, after the optimal step is reached, the intermediate results containing global information will be used as the input to the small model  $p_\phi$ .

### 3.4.2 DEFECT-GEN

The limitation discussed above is not surprising. In statistical learning theory, it is well-known that the generalization capacity of a classification model is positively related to the sample size and negatively related to the dimension. We can reasonably hypothesize that a similar trend also holds in the diffusion model according to the Vapnik–Chervonenkis theory (Vapnik & Chervonenkis, 2015). In this sense, as the data dimension ( $h \times w \times n_{total}$ ) is much larger than the sample size ( $N = 25$  in our setting), it is not surprising that the vanilla model suffers severe overfitting.

**Modeling the Patch-level Distribution** To alleviate the aforementioned problem, we propose to model the patch-level distribution instead of the image-level distribution. By treating a patch as one sample, the data dimension ( $h_{patch} \times w_{patch} \times n_{total}$ ) is largely reduced, while the sample size ( $N_{patch}$ ) is significantly increased. This reduces the risk of overfitting.

**Restraining the Receptive Field** Although we can naively replace  $x$  with cropped image patches to achieve patch-level modeling, it is hard to use learned patches to reconstruct into a whole image during inference. In other words, if explicitly train a patched generator, we would have to introduce a reconstruction term to merge these patches. Alternatively, we leverage the network architecture to restrain the size of the receptive field to achieve this. Standard U-Net is used in the vanilla diffusion model (Ho et al., 2020). It is composed of a series of down-sampling layers. With the reduced number of down-sampling layers, the output receptive fields gradually decrease. This allows the model to only be visible to small patches on the original images. This strategy does not change the position of each patch in one image and thus has the potential to maintain the whole image. Thus, by using a smaller receptive field, patch-level modeling is achieved. The detailed size selection of the smaller receptive field will be elaborated in the supplementary section.

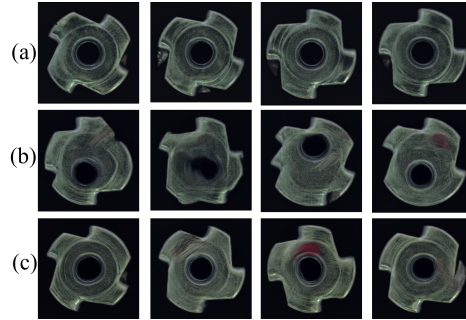


Figure 5: The visual cases in (a) demonstrate a lack of diversity in using DDPMs. Cases in (b) demonstrated excessive diversity. (c) shows the generated samples using our framework. we maintained the global structure while introducing local variance.

**Handling the Global Distortion** While patch-level modeling is effective in overcoming overfitting, it falls short of representing the global structure of the entire image, leading to unrealistic results. This is shown in Figure 5(b). To address this issue, we propose a two-stage diffusion process as depicted in Figure 4. Our approach is inspired by Choi et al. (2022), which reveals that different time steps in the diffusion process correspond to distinct levels of information. In the early stages, coarse geometry information is generated, while in later stages, finer information is produced.

Specifically, we train two models: one with a small receptive field, which we introduced previously, and another with a larger receptive field. During inference, we use the large-receptive-field model to capture the geometry structure in the early steps, and then switch to the small-receptive-field model to generate diverse local patches in the remaining steps. This introduces a hyperparameter, the

switch timestep  $u$ , and the selection of the timestep will be further discussed in the supplementary section.

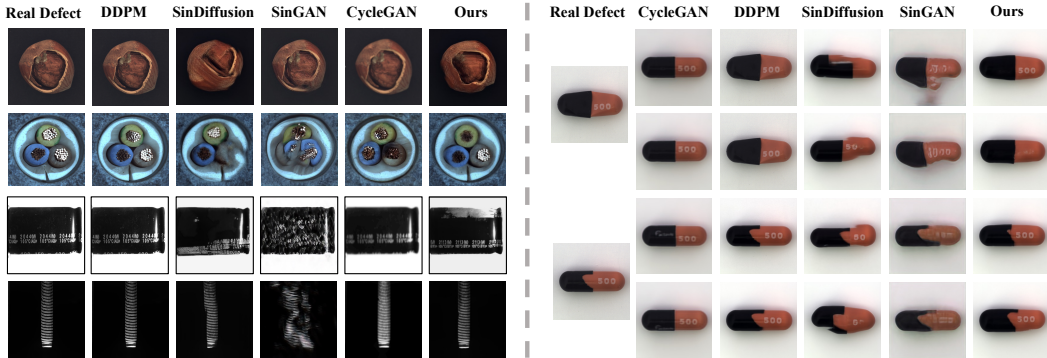


Figure 6: Qualitative comparison of our method with other image synthesis methods. We compared different objects across different datasets to demonstrate the high fidelity of our generation method. On the right-hand side, we show our method can exhibit diversity while maintaining high quality. **Best viewed in color.**

## 4 EXPERIMENTS

### 4.1 BASELINES

In the realm of industrial defect inspection, there are three primary tasks: defect detection (determining if an image contains a defect), defect classification (identifying the type of defect), and defect segmentation (pinpointing both the boundaries and the type of the defect in the image) (Carvalho et al., 2022). Typical defect detection methods such as Patchcore (Roth et al., 2022), PADIM (Defard et al., 2020), and BGAD Yao et al. (2023) emphasize identifying the presence of defects but fall short in discerning defect types. Defect classification methods can determine the type of defect but do not provide information about its location or size. Our Defect Spectrum dataset come with detailed and comprehensive annotations, aiming to solve the most complex task. Consequently, we focus on methods that excel in defect segmentation.

Additionally, due to the confidential nature of many industrial products, transferring data externally is often prohibited. This necessitates models that can operate efficiently on local devices. With this in mind, we have handpicked several SOTA segmentation methods and adapted them to a lightweight version. Our baseline includes UNet-small (Ronneberger et al., 2015), ResNet18 (He et al., 2016)-PSPNet (Zhao et al., 2017), ResNet18-DeepLabV3+ (Chen et al., 2018), HRNetV2W18-small (Wang et al., 2020), BiseNetV2 (Yu et al., 2021), ViT-Tiny (Dosovitskiy et al., 2021)-Segmenter (Strudel et al., 2021), Segformer-MiT-B0 (Xie et al., 2021), and HRNet-Mask2Former (Cheng et al., 2022). The models are abbreviated as follows: UNet (UNet-small), PSP (ResNet18-PSPNet), DL (ResNet18-DeepLabV3+), HR (HRNetw18small), Bise (BiseNetV2), V-T (ViT-Tiny+Segmenter), M-B0 (Segformer-MiT-B0), and M2F (HRNet-Mask2Former). We evaluate the inference time of these baselines on a NVIDIA RTX 3090. Results are presented in Table 2.

Table 2: Speed Evaluation of the baselines. Inf. time denotes the inference time of a single image on NVIDIA RTX 3090.

	UNet	PSP	DL	HR	Bise	V-T	M-B0	M2F
inf. time (ms)	33.9	26.2	33.0	15.7	23.5	38.7	17.9	68.2

### 4.2 EVALUATION OF BASELINES

We present a comprehensive evaluation of the above methods on each sub-set of our Defect Spectrum benchmark. For the performance metric, we choose the mean Intersection over Union (mIoU).

Results are shown in Table 3. The consistent performance of DeepLabV3+ across multiple datasets suggests that it’s a robust model for various types of defect segmentation tasks. The Transformer-based models seem to be particularly effective for Cotton-Fabric. This might be due to the inherent advantages of Transformers in capturing long-range semantic information, which could be commonly found in “Cotton-Fabric”. Performance varies across models for different categories, suggesting no universal solution. Model selection should consider dataset specifics. Some datasets challenge all models, highlighting a need for more research.

Table 3: Quantitative comparison of various defect segmentation methods across different Defect Spectrum reannotated datasets. Results reflect the mIoU. We highlight the best mIoU of each dataset with red color. “DS” is abbreviated for Defect Spectrum.

		CNNs					Transformers		
		UNet	PSP	DL	HR	Bise	V-T	M-B0	M2F
Defect Spectrum (MVTec)	bottle	43.44	50.20	56.53	45.02	44.92	<b>69.71</b>	40.88	53.20
	cable	47.95	52.50	52.59	50.39	45.24	54.51	<b>58.31</b>	49.72
	capsule	28.05	29.59	35.49	34.02	28.30	33.94	<b>38.95</b>	26.91
	carpet	50.91	<b>53.76</b>	53.75	47.28	44.52	43.70	38.45	47.34
	grid	37.06	<b>42.86</b>	41.18	30.97	33.89	40.08	18.86	24.81
	h_nut	58.84	56.87	<b>61.78</b>	59.31	57.53	55.07	59.60	56.72
	leather	57.56	<b>61.42</b>	54.56	55.45	57.89	47.85	50.80	53.96
	m_nut	49.18	46.99	51.08	48.76	<b>55.51</b>	54.68	48.89	39.43
	pill	35.81	36.38	33.83	29.30	27.23	42.65	<b>46.35</b>	27.14
	screw	31.87	<b>38.77</b>	33.36	29.66	19.01	22.54	19.26	21.89
	tile	85.49	82.51	83.02	<b>85.66</b>	84.21	78.29	79.14	83.04
	t_brush	23.96	25.25	25.16	26.25	25.58	<b>33.30</b>	32.22	28.26
	tran.	40.37	44.02	<b>58.23</b>	44.50	45.97	53.60	41.13	50.87
	wood	72.69	67.93	68.21	69.00	67.81	62.62	<b>73.02</b>	59.66
zipper	54.83	<b>60.95</b>	58.03	55.87	47.15	51.69	60.12	49.47	
	<b>mean</b>	<b>49.88</b>	<b>51.41</b>	<b>51.58</b>	<b>47.99</b>	<b>45.40</b>	<b>49.31</b>	<b>46.45</b>	<b>45.70</b>
Defect Spectrum (VISION)	Capa.	57.04	54.01	52.75	54.56	54.36	56.30	<b>59.29</b>	57.27
	Console	<b>35.32</b>	30.77	32.67	31.70	30.45	22.48	25.64	32.50
	Ring	52.37	56.16	56.97	60.17	54.06	44.27	52.21	<b>62.09</b>
	Screw	53.13	53.91	<b>55.20</b>	52.46	51.76	36.87	47.54	52.05
	Wood	64.75	66.80	66.72	66.79	<b>67.40</b>	53.34	63.43	66.70
	<b>mean</b>	<b>52.52</b>	<b>52.33</b>	<b>52.86</b>	<b>53.14</b>	<b>51.61</b>	<b>42.65</b>	<b>49.62</b>	<b>54.12</b>
DS-DAGM2007		85.89	85.14	<b>86.82</b>	84.02	83.14	52.42	83.06	85.56
DS-Cotton-Fabric		39.03	48.73	47.55	41.13	46.82	51.29	50.52	<b>64.09</b>

### 4.3 GENERATION QUALITY

Figure 6 provides a qualitative comparison between our generation results and those from other synthesis methods. On the left-hand side, we used the two images shown in the “Real defect” to generate samples. On the right-hand side, we present different objects to demonstrate the high fidelity of our method. We observe that the generated models from CycleGAN and DDPM completely failed to learn a diverse defect pattern and thus failed to generate samples with diversity by producing mere duplicates of the training set. On the other hand, sinDiffusion (Wang et al., 2022) and SinGAN (Rott Shaham et al., 2019) can produce diverse samples but are not visually realistic. More visual cases, including other classes, can be found in the supplementary file. Figure 7 displays the image-mask pairs we generated. Our images are of high quality, and the corresponding masks align well with them.

Table 4: Performance (mIoU) comparison between models trained with and without synthetic data.

	MVTec	VISION	Cotton
w/o synthetic	51.58	54.12	64.09
w. synthetic	55.55	55.47	65.39






Figure 7: Qualitative comparison of our method with other image synthesis methods. We compared different objects across different datasets to demonstrate the high fidelity of our generation method. On the right-hand side, we show our method can exhibit diversity while maintaining high quality. **Best viewed in color.**

#### 4.4 SYNTHETIC DATA FOR PERFORMANCE BOOST

**Boosting SOTA methods with Synthetic Data** We present the performance improvement when using our synthetic data in Table 4. For each dataset, we report the performance of the best baseline. We do not generate extra data for DAGM2007, since it is already a synthetic dataset. The result demonstrates the effectiveness of our synthetic data. We also compared with other generation methods in the ability to boost performance. Detailed comparisons can be found in the supplementary file.

**Impact of Synthetic Data** In Figure 8, we delve deeper into the impact of varying the quantity of our synthetic data on model performance. Figure 8 (a) shows the performance improvement over different quantities of synthetic data using DeepLabV3+. Interestingly, we found that the transformer-based model (MiT-B0) benefits much more with synthetic data than CNN-based models, as shown in Figure 8 (b). When using synthetic data that is 20% of the size of the original training set, there is an enhancement in the results. Additionally, it’s worth noting that the optimal amount of synthetic data required can vary based on the specific category of images. On a holistic scale, integrating 100% of the synthetic data appears to be a reasonable choice.

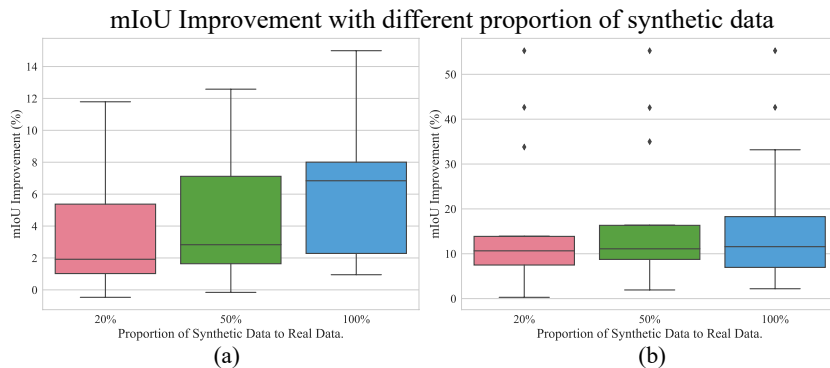


Figure 8: Improvement in mIoU with different proportions of synthetic Data. This experiment is done on Defect Spectrum (MVTec) with DeeplabV3+ and MiT-B0 shown as (a) and (b) respectively.

## 5 CONCLUSION

In conclusion, our introduction of the Defect Spectrum dataset, complemented by the Defect-Gen generator, addresses critical gaps in industrial defect inspection. By providing Semantics-abundant, precise, and large-scale annotations, we anticipate our contributions will foster advancements in defect inspection methodologies. The potential integration of Vision Language Models, the practical value of labeling assistant Defect-Click, coupled with the Defect-Gen’s capability to mitigate data scarcity, sets the stage for more robust defect inspection systems in the future. We hope that our work serves as a valuable stepping stone for future researches, contributing to ongoing efforts to enhance quality assurance in industrial manufacturing.

---

## REFERENCES

- Haoping Bai, Shancong Mou, Tatiana Likhomanenko, Ramazan Gokberk Cinbis, Oncel Tuzel, Ping Huang, Jiulong Shan, Jianjun Shi, and Meng Cao. Vision datasets: A benchmark for vision-based industrial inspection. *arXiv preprint arXiv:2306.07890*, 2023.
- Paul Bergmann, Michael Fauser, David Sattlegger, and Carsten Steger. Mvtec ad—a comprehensive real-world dataset for unsupervised anomaly detection. In *Proceedings of the IEEE/CVF conference on computer vision and pattern recognition*, pp. 9592–9600, 2019.
- Paul Bergmann, Kilian Batzner, Michael Fauser, David Sattlegger, and Carsten Steger. The mvtec anomaly detection dataset: a comprehensive real-world dataset for unsupervised anomaly detection. *International Journal of Computer Vision*, 129(4):1038–1059, 2021.
- Philippe Carvalho, Alexandre Durupt, and Yves Grandvalet. A review of benchmarks for visual defect detection in the manufacturing industry. In *Advances on Mechanics, Design Engineering and Manufacturing IV*, pp. 1527–1538. Springer International Publishing, sep 2022. doi: 10.1007/978-3-031-15928-2\_133. URL [https://doi.org/10.1007%2F978-3-031-15928-2\\_133](https://doi.org/10.1007%2F978-3-031-15928-2_133).
- Liang-Chieh Chen, Yukun Zhu, George Papandreou, Florian Schroff, and Hartwig Adam. Encoder-decoder with atrous separable convolution for semantic image segmentation. In *Proceedings of the European conference on computer vision (ECCV)*, pp. 801–818, 2018.
- Xi Chen, Zhiyan Zhao, Feiwu Yu, Yilei Zhang, and Manni Duan. Conditional diffusion for interactive segmentation. In *ICCV*, 2021.
- Xi Chen, Zhiyan Zhao, Yilei Zhang, Manni Duan, Donglian Qi, and Hengshuang Zhao. Focalclick: Towards practical interactive image segmentation. 2022.
- Bowen Cheng, Ishan Misra, Alexander G. Schwing, Alexander Kirillov, and Rohit Girdhar. Masked-attention mask transformer for universal image segmentation, 2022.
- Jooyoung Choi, Jungbeom Lee, Chaehun Shin, Sungwon Kim, Hyunwoo Kim, and Sungroh Yoon. Perception prioritized training of diffusion models. In *Proceedings of the IEEE/CVF Conference on Computer Vision and Pattern Recognition*, 2022.
- Thomas Defard, Aleksandr Setkov, Angélique Loesch, and Romaric Audigier. Padim: a patch distribution modeling framework for anomaly detection and localization, 2020.
- Jia Deng, Wei Dong, Richard Socher, Li-Jia Li, Kai Li, and Li Fei-Fei. Imagenet: A large-scale hierarchical image database. In *Computer Vision and Pattern Recognition, 2009. CVPR 2009. IEEE Conference on*, pp. 248–255. IEEE, 2009. URL <https://ieeexplore.ieee.org/abstract/document/5206848/>.
- Prafulla Dhariwal and Alexander Nichol. Diffusion models beat gans on image synthesis. *Advances in neural information processing systems*, 34:8780–8794, 2021.
- Alexey Dosovitskiy, Lucas Beyer, Alexander Kolesnikov, Dirk Weissenborn, Xiaohua Zhai, Thomas Unterthiner, Mostafa Dehghani, Matthias Minderer, Georg Heigold, Sylvain Gelly, Jakob Uszkoreit, and Neil Houlsby. An image is worth 16x16 words: Transformers for image recognition at scale, 2021.
- Zongwei Du, Liang Gao, and Xinyu Li. A new contrastive gan with data augmentation for surface defect recognition under limited data. *IEEE Transactions on Instrumentation and Measurement*, 2022.
- Shahrazad Faghieh-Roohi, Siamak Hajizadeh, Alfredo Núñez, Robert Babuska, and Bart De Schutter. Deep convolutional neural networks for detection of rail surface defects. In *2016 International joint conference on neural networks (IJCNN)*, pp. 2584–2589, 2016.
- Jingjing Guo, Qian Wang, and Yiting Li. Semi-supervised learning based on convolutional neural network and uncertainty filter for façade defects classification. *Computer-Aided Civil and Infrastructure Engineering*, pp. 302–317, 2021.

- 
- Kaiming He, Xiangyu Zhang, Shaoqing Ren, and Jian Sun. Deep residual learning for image recognition. In *Proceedings of the IEEE conference on computer vision and pattern recognition*, pp. 770–778, 2016.
- Jonathan Ho, Ajay Jain, and Pieter Abbeel. Denoising diffusion probabilistic models. *Advances in Neural Information Processing Systems*, 33:6840–6851, 2020.
- Qian Huang, Yuan Wu, John Baruch, Ping Jiang, and Yonghong Peng. A template model for defect simulation for evaluating nondestructive testing in x-radiography. *IEEE Transactions on Systems, Man, and Cybernetics-Part A: Systems and Humans*, 39:466–475, 2009.
- Cotton Incorporated. Standard fabric defect glossary, 2023. URL: <https://www.cottoninc.com/quality-products/textile-resources/fabric-defect-glossary>.
- Alexander Kirillov, Eric Mintun, Nikhila Ravi, Hanzi Mao, Chloe Rolland, Laura Gustafson, Tete Xiao, Spencer Whitehead, Alexander C. Berg, Wan-Yen Lo, Piotr Dollár, and Ross Girshick. Segment anything. *arXiv:2304.02643*, 2023.
- Junnan Li, Dongxu Li, Silvio Savarese, and Steven Hoi. BLIP-2: bootstrapping language-image pre-training with frozen image encoders and large language models. In *ICML*, 2023.
- Haotian Liu, Chunyuan Li, Qingyang Wu, and Yong Jae Lee. Visual instruction tuning, 2023.
- D Mery, D Hahn, and N Hitschfeld. Simulation of defects in aluminium castings using cad models of flaws and real x-ray images. *Insight-Non-Destructive Testing and Condition Monitoring*, pp. 618–624, 2005.
- Domingo Mery and Dieter Filbert. Automated flaw detection in aluminum castings based on the tracking of potential defects in a radiosopic image sequence. *IEEE Transactions on Robotics and Automation*, 18(6):890–901, 2002.
- Pankaj Mishra, Riccardo Verk, Daniele Fornasier, Claudio Piciarelli, and Gian Luca Foresti. VT-ADL: A vision transformer network for image anomaly detection and localization. In *30th IEEE/IES International Symposium on Industrial Electronics (ISIE)*, June 2021.
- Martin Mundt, Sagnik Majumder, Sreenivas Murali, Panagiotis Panetsos, and Visvanathan Ramesh. Meta-learning convolutional neural architectures for multi-target concrete defect classification with the concrete defect bridge image dataset. In *Proceedings of the IEEE/CVF Conference on Computer Vision and Pattern Recognition*, pp. 11196–11205, 2019.
- Chao Ni, Kaiwen Yang, Xin Xia, David Lo, Xiang Chen, and Xiaohu Yang. Defect identification, categorization, and repair: Better together, 2022.
- Alexander Quinn Nichol and Prafulla Dhariwal. Improved denoising diffusion probabilistic models. In *International Conference on Machine Learning*, pp. 8162–8171. PMLR, 2021.
- Shuanlong Niu, Bin Li, Xinggang Wang, and Hui Lin. Defect image sample generation with gan for improving defect recognition. *IEEE Transactions on Automation Science and Engineering*, 17(3):1611–1622, 2020.
- Robin Rombach, Andreas Blattmann, Dominik Lorenz, Patrick Esser, and Björn Ommer. High-resolution image synthesis with latent diffusion models, 2021.
- Olaf Ronneberger, Philipp Fischer, and Thomas Brox. U-net: Convolutional networks for biomedical image segmentation, 2015.
- Karsten Roth, Latha Pemula, Joaquin Zepeda, Bernhard Schölkopf, Thomas Brox, and Peter Gehler. Towards total recall in industrial anomaly detection, 2022.
- Tamar Rott Shaham, Tali Dekel, and Tomer Michaeli. Singan: Learning a generative model from a single natural image. In *Computer Vision (ICCV), IEEE International Conference on*, 2019.

- 
- Javier Silvestre-Blanes, Teresa Albero-Albero, Ignacio Miralles, Rubén Pérez-Llorens, and Jorge Moreno. A public fabric database for defect detection methods and results. *Autex Research Journal*, 19(4):363–374, 2019. doi: doi:10.2478/aut-2019-0035. URL <https://doi.org/10.2478/aut-2019-0035>.
- Weiwei Song, Tianyi Chen, Zhenghua Gu, Wen Gai, Weikai Huang, and Bin Wang. Wood materials defects detection using image block percentile color histogram and eigenvector texture feature. In *Proceedings of the First International Conference on Information Sciences, Machinery, Materials and Energy*. Atlantis Press, 2015. doi: 10.2991/icismme-15.2015.163. URL <https://doi.org/10.2991/icismme-15.2015.163>.
- Robin Strudel, Ricardo Garcia, Ivan Laptev, and Cordelia Schmid. Segmenter: Transformer for semantic segmentation. In *Proceedings of the IEEE/CVF international conference on computer vision*, pp. 7262–7272, 2021.
- Domen Tabernik, Samo Šela, Jure Skvarč, and Danijel Skočaj. Segmentation-based deep-learning approach for surface-defect detection. *Journal of Intelligent Manufacturing*, 31(3):759–776, 2020.
- Vladimir N Vapnik and A Ya Chervonenkis. On the uniform convergence of relative frequencies of events to their probabilities. *Measures of complexity: festschrift for alexey chervonenkis*, 2015.
- Stefan Wagner. A literature survey of the quality economics of defect-detection techniques. *CoRR*, abs/1612.04590, 2016. URL <http://arxiv.org/abs/1612.04590>.
- Jingdong Wang, Ke Sun, Tianheng Cheng, Borui Jiang, Chaorui Deng, Yang Zhao, Dong Liu, Yadong Mu, Mingkui Tan, Xinggang Wang, et al. Deep high-resolution representation learning for visual recognition. *IEEE transactions on pattern analysis and machine intelligence*, 43(10):3349–3364, 2020.
- Weilun Wang, Jianmin Bao, Wengang Zhou, Dongdong Chen, Dong Chen, Lu Yuan, and Houqiang Li. Sindiffusion: Learning a diffusion model from a single natural image. *arXiv preprint arXiv:2211.12445*, 2022.
- Jing Wei, Zhengtao Zhang, Fei Shen, and Chengkan Lv. Mask-guided generation method for industrial defect images with non-uniform structures. *Machines*, 10(12):1239, 2022.
- Matthias Wieler and Tobias Hahn. Weakly supervised learning for industrial optical inspection. In *DAGM symposium in*, volume 6, 2007.
- Enze Xie, Wenhai Wang, Zhiding Yu, Anima Anandkumar, Jose M. Alvarez, and Ping Luo. Segformer: Simple and efficient design for semantic segmentation with transformers, 2021.
- Xincheng Yao, Ruoqi Li, Jing Zhang, Jun Sun, and Chongyang Zhang. Explicit boundary guided semi-push-pull contrastive learning for supervised anomaly detection. 2023. URL <https://arxiv.org/abs/2207.01463>.
- Changqian Yu, Changxin Gao, Jingbo Wang, Gang Yu, Chunhua Shen, and Nong Sang. Bisenet v2: Bilateral network with guided aggregation for real-time semantic segmentation. *International Journal of Computer Vision*, 129:3051–3068, 2021.
- Gongjie Zhang, Kaiwen Cui, Tzu-Yi Hung, and Shijian Lu. Defect-gan: High-fidelity defect synthesis for automated defect inspection. In *Proceedings of the IEEE/CVF Winter Conference on Applications of Computer Vision*, pp. 2524–2534, 2021.
- Zilong Zhang, Zhibin Zhao, Xingwu Zhang, Chuang Sun, and Xuefeng Chen. Industrial anomaly detection with domain shift: A real-world dataset and masked multi-scale reconstruction. *arXiv preprint arXiv:2304.02216*, 2023.
- Hengshuang Zhao, Jianping Shi, Xiaojuan Qi, Xiaogang Wang, and Jiaya Jia. Pyramid scene parsing network. In *Proceedings of the IEEE conference on computer vision and pattern recognition*, pp. 2881–2890, 2017.

---

Bolei Zhou, Hang Zhao, Xavier Puig, Sanja Fidler, Adela Barriuso, and Antonio Torralba. Scene parsing through ade20k dataset. In *Proceedings of the IEEE Conference on Computer Vision and Pattern Recognition*, 2017.

Bolei Zhou, Hang Zhao, Xavier Puig, Tete Xiao, Sanja Fidler, Adela Barriuso, and Antonio Torralba. Semantic understanding of scenes through the ade20k dataset. *International Journal of Computer Vision*, 127(3):302–321, 2019.