

Price of information in games of chance

Luca Gamberi, Alessia Annibale, Pierpaolo Vivo
*Quantitative and Digital Law Lab, Department of Mathematics,
 King's College London, Strand, WC2R 2LS, London (United Kingdom)*

We consider a game where N players bet on the outcome of a biased coin and share the entry fees pot if successful. We assume that one player holds information about past outcomes of the game, which they may either use exclusively to improve their betting strategy or offer to sell to another player. We determine analytically the optimal price curves for the data seller and the prospective buyer. We find a sharp transition in the number N of players that separates a phase where the transaction is always profitable for the seller from one where it may not be. In both phases, different regimes are possible, depending on the “quality” of information being put up for sale: we observe *symbiotic* regimes, where both parties collude effectively to rig the game in their favor, *competitive* regimes, where the transaction is unappealing to the data holder as it overly favors a competitor for scarce resources, and even *prey-predator* regimes, where the data holder is eager to give away bad-quality data to undercut a competitor. Our framework can be generalized to more complex settings and constitutes a flexible tool to address the rich and timely problem of pricing information in games of chance.

I. INTRODUCTION

Since Maxwell conceived his demon thought experiment [1, 2], information has played an essential role in shaping our understanding of the statistics and thermodynamics of physical systems. In the enigma formulated by Maxwell, a demon living in an isolated system would be able to let fast-moving molecules through a mass-less door leaving the slow-moving ones isolated in one compartment, in apparent violation of the second law of thermodynamics. However, the demon would be required to “know” the velocities or energies of individual gas molecules, and selectively allow them to pass through the barrier between two compartments. More recently, Landauer’s principle [3–5] shed further light on the energy costs of information manipulation, establishing a lower bound (temperature-dependent) on the energy needed to erase one bit of information stored in a computer. Meanwhile, Shannon [6] had already startled the scientific community by proposing his mathematical theory of information, which forms the theoretical basis of data compression. In more recent years, the field of “information thermodynamics” has flourished [5, 7], with a number of spectacular results where information content and thermodynamic variables are treated on an equal footing.

Information has had a profound impact on modern economic theory and policy as well as physics, especially in the context of competitive equilibrium analysis and efficient market hypothesis [8–10]. With the dawn of the Big Data era, another incarnation of “information” – in the form of large amounts of data, which can be stored and transferred between users – started to become apparent: that of a *commodity*, which can be traded in exchange for money. Examples include genome sequences, financial time series, software, and digital music records, among many others: the implications of our ability to attach a price tag to intangible entities – made up of bits, stored and transmitted electronically – are far-reaching, and have already had a

profound impact on the way modern economies operate.

Contrary to the traditional “supply/demand” equilibrium, though, which forms the theoretical framework to price *material* commodities [11, 12], intangible assets feature some very peculiar traits, which make the question “how much should I reasonably pay for this digital item?” so much harder in this context.

First, the costs for duplication and distribution of data are typically much lower than for material assets. Moreover, at odds with material goods whose scarcity normally drives the price up, intangible assets like software, news, and music may actually become more valuable the more widespread they are: this often leads to extremely low-priced promotional offers, as a wide circulation and “network effects” of a product are considered more valuable than the immediate loss of revenues they would entail. Also, information goods lend themselves to aggressive price discrimination strategies, whereby different levels of pricing can be easily implemented to meet the demands of different customer profiles: typical strategies include *windowing* – bringing information goods like a movie or a book in different forms, at varying times on to the market – *versioning* – the offer of a digital good in different versions and with different privileges, allowing the customers to select their preferred level of engagement – and *bundling* – whereby two or more goods are combined and offered together on the market for a more convenient price [11, 13, 14]. Furthermore, information goods sale and usage is *non-rival*, i.e. their consumption by one user does not preclude other sales or compromise their quality. This is opposed to physical assets for which property often implies exclusivity and their usage implies depreciation [15].

Information assets can be categorized into digital and data assets, which share similar pricing challenges but differ in their consumption. Digital assets like e-books, movies, and software are designed for specific purposes, whereas data asset consumption use cases may be known only to the buyer. Data assets exhibit less frequent version-

ing because they can be aggregated in various ways based on the specific use case and data analytics needs. Additionally, data retains value even when segmented, while disaggregating digital goods often renders them worthless. In essence, data can be viewed as a “raw” commodity in contrast to the more refined nature of digital goods [14].

The intriguing features of digital and data goods and their pricing problem have attracted the attention of several communities, from economists [16–24] and marketing experts [25] to computer scientists [26–28] and game theorists [29–33], leading to a research field dubbed *infonomics*, still in its infancy [34]. Many companies and startups have been founded in the past few years to provide data valuation services [35–37]: in the absence of an established theoretical framework, though – or even common goals and shared best practices – they seem to rely mostly on “rules of thumb” or proprietary models, which are claimed to work only in the very specific settings they were developed *ad hoc* for.

We ask here the question of whether the theoretical issues faced by companies and private individuals wishing to market or trade a digital product could be meaningfully tackled using tools from complexity science. The task is of course made harder by the current lack of workable settings and models, which should be (i) rich and realistic enough to be meaningful, (ii) sufficiently general – so that the results do not crucially depend on their fine details, and at the same time (iii) analytically tractable.

We propose here a simple and flexible framework to determine analytically the *fair price of information* in the context of “games of chance”, i.e. when different agents compete for a pot of money by betting on the outcome of a stochastic process. For simplicity, we focus on a simple game where N players pay a fee ϕ to place a bet on the outcome of a biased coin and share the entry fees pot if their bet is successful. One of the players (the *data holder*) is special, though: they hold a long sequence of past outcomes of the game, which they can decide to either use exclusively – to improve their estimate of the actual coin bias and therefore of their own winning chances – or to partially share with another player (the prospective *buyer*) in exchange for a monetary compensation.

We are able to compute analytically the optimal price curves for the seller and the prospective buyer for a single round of the game, which determines the fair price range the data holder should put their information up for sale. We find that the “ecosystem” of players displays a rich and non-trivial *informational landscape* depending on the quality of information being potentially traded as well as the number of participants in the game. First, we observe a sharp transition in the number of players N participating in the game, which separates a phase where a crowded game makes the transaction always appealing and favorable to the data holder from another where the scarcity of resources (namely, the fees contributed by the $N - 2$ uninformed players) may lead to the onset of a fiercely *competitive* regime, where information sharing is discouraged.

A similar phase transition in the number of information-processing agents was observed by [9] when considering financial market efficiency.

Depending on the parameters of the data being offered, other situations are possible, e.g. a *symbiotic* regime where the transaction benefits both the seller and the buyer at the expense of the $N - 2$ uninformed players, as well as a “*prey-predator*” regime, where the quality of data being offered is low enough that it would actually mislead the buyer into betting on the “wrong” outcome, with clear benefits for the seller in terms of thwarted competition. Our setting resembles a small ecological network [38] in which the interplay between scarcity of resources, competition, and the entry cost threshold creates interesting consequences on the information trading process.

The advantage of restricting to this setting is threefold: first, we can apply a standard “expected utility” maximization argument [20] to compute analytically the *ex-ante* ask/bid price curves of the seller and the buyer such that the game becomes more profitable for one or both. Second, the framework is sufficiently flexible and general that it can be adapted to more complex and realistic cases. Third, the problem – even in this very simple setting – turns out to be extremely rich and non-trivial, with phase transitions and regime changes also observed, for instance, in the context of information aggregation for achieving consensus [39] or in the processing of financial market information [9].

The main pricing mechanism, when the transaction goes through, lies the interplay between *increased competition* – namely, the fact that the seller expects to realize a lower gain from the game, due to a larger expected number of winners – and a *reduced risk* – because the seller will realize a fixed, non-random income (the payment made by the buyer to obtain the data). Quite interestingly, the financial goals of seller and buyer may be aligned or misaligned, depending on the regions in parameter space and the total number of other players, giving rise to a complex landscape of interactions rooted in the *informational asymmetry* [24, 40] of the game.

Our work does not delve into the discussion of so-called *disclosure rules*, i.e. the mechanisms by which sellers and buyers share some information about the assets to reach an agreement on the price, which is typically the focus of economic studies. Typically, sellers can reveal information prior to the sale [26] or they can commit to a sale mechanism before any state variable becomes known [20]. In our study, we do not establish any specific disclosure policy and we can assume that the data holder is a reputable player, who is not interested in over-exploiting the prospective buyer but simply wants to act according to fair market dynamics.

The plan of the paper is as follows: in Section II, we introduce the model and define the relevant observables. In Section III, we summarize our findings for a few specific regions in parameter space, and we discuss the “pricing phase transitions” we observe. In Section IV, we compute the baselines (expected wealth change) for the prospective

buyer – when they place a bet in the absence of any extra information about the game or the other players’ strategy – and the prospective seller – who will anyway still use the data they hold exclusively to gain an edge over the other uninformed players. In Section V, we compute the expected wealth changes of the buyer and the seller after the transaction has been arranged, which are necessary ingredients to compute the price curves. In Section VI, we offer some concluding remarks and an outlook on future research and interesting extensions that can be tackled using our framework. The Appendices are devoted to more technical remarks.

II. BETTING ON A BIASED COIN

The game works as follows. There are N players and M rounds of the game. At each round t , a coin is tossed and the outcome σ_t (Head, $\sigma_t = +1$ or Tail, $\sigma_t = -1$) is announced. Prior to the toss, each player j will pay a fixed fee ϕ to enter the game, and will independently submit their bet $\sigma_t^{(j)} \in \{-1, +1\}$ on the outcome. Players are unaware of how the coin toss is generated (i.e. whether the tosses are independent, biased etc.). Let us assume for the moment that the tosses are actually independent but biased, namely the probability distribution of the outcome at every round t reads

$$P_\rho(\sigma_t) = \rho\delta_{\sigma_t, +1} + (1 - \rho)\delta_{\sigma_t, -1} , \quad (1)$$

where ρ is the actual bias of the coin ($0 \leq \rho \leq 1$).

In the absence of any information about how the coin outcome is generated, every player will independently bet on a specific outcome, so the joint probability distribution of the bets at any given round t reads

$$\tilde{P}(\sigma_t^{(1)}, \dots, \sigma_t^{(N)}) = \tilde{P}_{\rho_1}(\sigma_t^{(1)}) \cdots \tilde{P}_{\rho_N}(\sigma_t^{(N)}) , \quad (2)$$

where ρ_i is the best estimate that the player i has of the actual bias of the coin, which we assume to be constant throughout the various rounds of the game.

The natural question is therefore how the players should bet in order to maximize their chance of winning a share of the fee pot. The answer will of course depend on the amount of information each player holds about the game and about the other players’ strategy. It is natural to assume that the individual betting distribution will have the form

$$\tilde{P}_\varrho(\sigma) = g_I(\varrho)\delta_{\sigma, +1} + (1 - g_I(\varrho))\delta_{\sigma, -1} , \quad (3)$$

where $g_I(\varrho)$ is a deterministic function of the bias parameter (as estimated by each player, based on the amount of information I they hold). It turns out (see Appendix A) that the best choice is always given by

$$g_I(\varrho) = \theta(\varrho - 1/2) , \quad (4)$$

where $\theta(x)$ is the Heaviside step function. We observe that this choice is optimal irrespective of the available information and thus, we will henceforth refer to this parameter as $g(\varrho)$. In other words, the best betting strategy available to players is to assume that the coin will *always* come up Heads if their best estimate of the coin bias is $> 1/2$, and Tails otherwise.

Each player i will further draw their best estimate ρ_i of the coin bias parameter from the probability density function (pdf) $f_I^{(i)}(\rho_i)$. In the absence of any extra information about other players’ strategies and the coin outcome generation (hereafter denoted with subscript $I = 0$), it is reasonable to assume that $f_0^{(i)}(\rho_i)$ will be uniform in $[0, 1]$ for all i .

At each round, all players that have placed a successful bet are rewarded with the full pot of entry fees $N\phi$ split evenly among them. After M rounds, each player will therefore see their wealth change by the following random amount

$$\Delta W_i(N, M) = -M\phi + \sum_{\tau=t}^{t+M-1} \frac{N\phi}{N_\tau} \delta_{\sigma_\tau, \sigma_\tau^{(i)}} , \quad (5)$$

where N_τ is the (random) number of winners of round τ , and $\delta_{\sigma_\tau, \sigma_\tau^{(i)}} = 1$ if the bet placed by player i at round τ was successful, and zero otherwise. The number of winners at round τ is given by

$$N_\tau = \sum_{k=1}^N \delta_{\sigma_\tau, \sigma_\tau^{(k)}} . \quad (6)$$

As ϕ appears in (5) as an overall multiplicative constant, from now on we will set, without loss of generality, $\phi = 1$. This is equivalent to setting the unit of wealth change equal to the fee that players pay to enter the game.

We now assume that one of the players (say, number 1) is “special”: they hold a long sequence $\{\sigma_{t-R}, \dots, \sigma_{t-1}\}$ of size $R \gg 1$ of past outcomes of the game, which shows a total number H of Heads. Player 1 (hereafter dubbed the *data holder*) has therefore two choices: (i) they can simply use this information – without sharing it with anyone – to improve their betting strategy by guessing a more accurate value for the coin bias, or (ii) they can trade part of this information with, say, player 2 (the *buyer*), in exchange for money. The parameters of our game are therefore N (number of players), M (number of rounds), R (length of the string of past outcomes of the game that player 1 holds¹), r (length of the sub-string of data that player 1

¹ In the following, we are going to assume that $R \gg 1$, so by the Law of Large Numbers we expect that the data holder will always have “good quality” data, and therefore an edge in the game. A discussion of the “finite horizon” case – where too short a string of past outcomes could actually mislead the data holder – is deferred to a future publication.

is willing to sell to player 2), h (number of Heads showing up in the string of length r put up for sale), and x (excess of Heads in the longer string, so $H = h + x$). For later convenience, we will denote with $\alpha = H/R$ the fraction of Heads in the string held by the seller. Values of $\alpha > 1/2$ ($\alpha < 1/2$) will signal a bias towards Head (Tail) in the seller's string.

Our goal is to compute the fair price at which the data holder should put up some of their data for sale, for different values of the model parameters.

To compute the fair price, we need to determine – from the point of view of the data holder – the “wealth gain” (if any) that the data holder and the buyer may expect to realize if the transaction takes place. The act of selling information may in principle decrease the data holder's wealth because another player (the buyer) will have a greater chance of placing a successful bet, therefore leading the fee pot to be split among a larger number of winners. This expected decrease in revenues should be (at the very least) compensated by the amount of money Ψ_{\min} received by the buyer in exchange for the data. Similarly, the act of buying information may potentially increase the buyer's revenues, therefore there will be a maximal price Ψ_{\max} the buyer should be fairly asked to pay for the data before their acquired edge in the game is wiped out. The transaction should therefore be proposed by a fair seller to a prospective buyer only if $\Psi_{\max} \geq \Psi_{\min}$, and may happen at any price Ψ such that $\Psi_{\min} \leq \Psi \leq \Psi_{\max}$. We claim that

$$\Psi_{\min} = \max[\mathbb{E}_R[\Delta W_1(N, M)] - \mathbb{E}_{R,r}[\Delta W_1(N, M)], 0] \quad (7)$$

$$\Psi_{\max} = \max[\mathbb{E}_{r,r}[\Delta W_2(N, M)] - \mathbb{E}_0[\Delta W_2(N, M)], 0] \quad (8)$$

where we have defined different expectation operators corresponding to different levels of information available to players. The expectation $\mathbb{E}_R[\dots]$ is taken from the data holder's viewpoint before any transaction is arranged and assumes that none of the players $i = 2, \dots, N$ have any extra information about the game. The expectation $\mathbb{E}_{R,r}[\dots]$ indicates the average taken – assuming that the transaction would take place – from the point of view of the seller, who holds a long string of past R outcomes and knows what the buyer will do with the sub-string of r outcomes (and number of Heads h therein) when they receive it. We will refer to the expectation $\mathbb{E}_{r,r}[\dots]$ as the “buyer's viewpoint”, in the following more precise sense: we assume that the seller puts themselves in the (future) buyer's shoes and predicts the average the buyer would estimate if they could access the r sub-string (and number of Heads h found therein)². Finally, $\mathbb{E}_0[\dots]$ corresponds to the “zero-information” case.

The meaning of Eq. (7) is clear: the minimal price the data holder must impose is the average loss (if any) they will incur by selling data as opposed to holding on to it exclusively. Similarly, for Eq. (8), the maximal price that the buyer should be fairly asked to pay is the average gain (if any) they would estimate if they could use the acquired information as opposed to their original state of complete ignorance, represented by the operator \mathbb{E}_0 .

We stress that the two baselines (i.e. expected wealth difference *before* the transaction is arranged) for the data holder and the prospective buyer are different: while the buyer does not have any extra information about the game and would need to bet blindly unless the transaction takes place, the data holder could (and will!) still rely on the long string of past outcomes they hold exclusively to achieve a stronger betting performance.

In the next section, we summarize our results on the limiting price curves discussing a couple of specific values of the parameters and the regions where the transaction may or may not take place. In the following sections, we are going to compute all the averages appearing in Eqs. (7) and (8) explicitly.

III. SUMMARY OF RESULTS

Consider a single round ($M = 1$) of the game with $N = 5$ players. Player 1 holds a string of $R = 100$ past outcomes of the coin toss, which shows $H = h + 40$ Heads. Here, $h \in \{0, 1, \dots, 60\}$ is the number of Heads showing in the sub-string of length $r = 60$ being potentially traded with the buyer (Player 2).

In Fig. 1, we show the limiting price curves Ψ_{\min} (blue) and Ψ_{\max} (red) in Eq. (7) and (8), as a function of h and for $\phi = 1$. The analytical expressions of Ψ_{\min} and Ψ_{\max} as functions of the parameters of the game are reported in Appendix F.

We observe five different regimes:

- **Regime $[S_1]$ - Symbiosis:** The transaction should take place, as it will be profitable for both players. In this regime, both the buyer and the seller would agree that the coin must be strongly Tail-biased – as the buyer observes at most 10 Heads in a string of $r = 60$ past outcomes, and the seller observes at most 50 Heads in a string of $R = 100$ past outcomes. This information assists both players in placing a favorable bet and the buyer upside opportunity is enough to cover the loss of edge held by the seller should the transaction not occur. As a result, any price point Ψ between the blue (seller) and red (buyer) curves in

² The subscript (R, r) indicates that the data holder holds information about the past R outcomes of the game, whose sub-string of length r is offered to the buyer. The subscript (r, r) indicates that

the buyer does not have any information about the longer string R and could only use the sub-string of size r to make estimates about their own outlook and the data holder's as well.

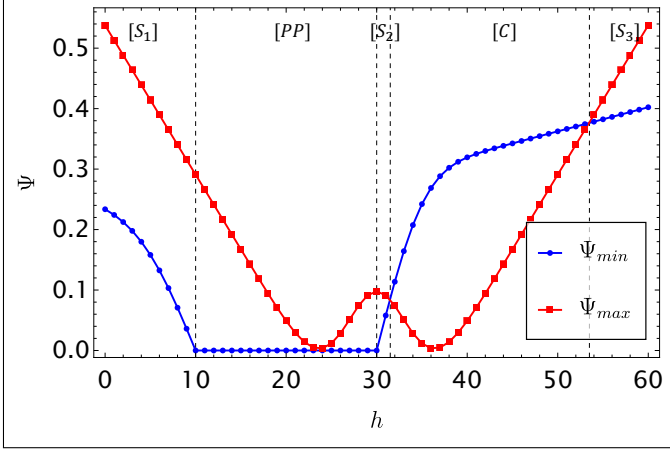


FIG. 1: Limiting price curves Ψ_{\min} (blue) and Ψ_{\max} (red) from Eqs. (7) and (8) for $M = 1$, $\phi = 1$, and $N = 5$ as a function of h , the number of Heads showing in the sub-string of length $r = 60$ offered for sale. The number of extra Heads, unobserved by the buyer, is fixed to $x = 40$ in a string of length $R = 100$, which is owned by the seller. The explicit expressions for the curves are reported in Appendix F.

Fig. 1 would realize a favorable transaction for both parties.

- **Regime $[PP]$ - “Prey-Predator”:** In this region, the transaction is favorable to the data holder, as the red curve is above the blue one. In this regime, however, the buyer would be sold *misleading information*. Indeed, while the data holder clearly sees a Head-biased coin (from 50 to 70 Heads in a string of $R = 100$ past outcomes), the sub-string of length $r = 60$ sold to the buyer contains only between 10 and 30 Heads, which would mislead the buyer into thinking that the coin is actually Tail-biased. In this situation, the seller is more than happy to give away the misleading string for free ($\Psi_{\min} = 0$ for the whole region), as they would make a profit anyway by tricking a potential competitor into betting on the “wrong” outcome. More specifically, any price level $0 < \Psi < \Psi_{\max}$ would be (erroneously) perceived as fair by the buyer *ex-post*, whereas a price level $\Psi > \Psi_{\max}$ would be perceived as overly exploitative by the buyer *ex-post*. In hindsight, the best absolute strategy for the prospective buyer, though, would be to refuse the transaction altogether.
- **Regime $[S_2]$ - Symbiosis:** The transaction should take place again. In this regime, both the buyer and the seller are in agreement that the coin must be Head-biased and they will both profit from exchanging this information for a fair price.
- **Regime $[C]$ - Competition:** This is a regime of high competition, in which the data holder would need to receive a large sum of money to cover the potential loss of edge. From the buyer’s perspective,

the upside opportunity in this region is not enough to justify the investment in the data and thus the transaction would not occur. In fact, both the buyer and the seller are in agreement that the coin must be Head-biased and both would bet on the same outcome, creating a “destructive interference” between these two special players.

- **Regime $[S_3]$ - Symbiosis:** The transaction would take place. The situation is mirror-symmetric with respect to Regime $[S_1]$, the Head bias of the coin being so strong and apparent that, even though the seller has great confidence in the final outcome of the game, the buyer would still be offering an amount of money large enough to cover for the seller’s lowered expected return.

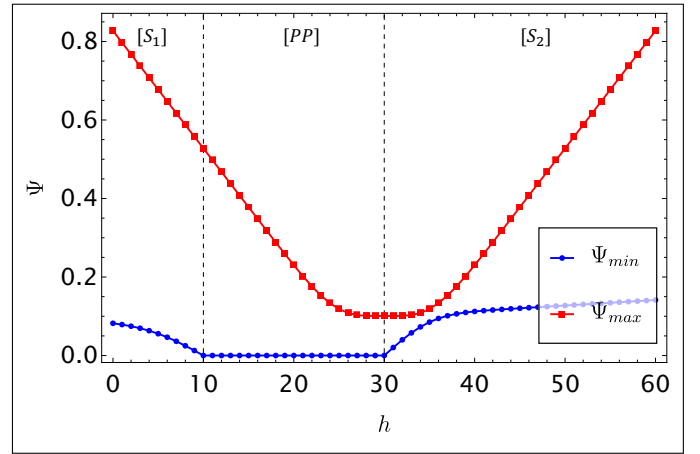


FIG. 2: Limiting price curves Ψ_{\min} (blue) and Ψ_{\max} (red) from Eqs. (7) and (8) for $M = 1$, $\phi = 1$, and $N = 15$ as a function of h , the number of Heads showing in the sub-string of length $r = 60$ offered for sale. The number of extra Heads, unobserved by the buyer, is fixed to $x = 40$ in a string of length $R = 100$, which is owned by the seller. The explicit expressions for the curves are reported in Appendix F.

We note a surprising non-monotonic behavior of Ψ_{\max} around $h = r/2$: seemingly, the buyer is inclined to pay more for information that is completely unbiased than for information that is *slightly* biased. The interpretation is that any slight bias will induce the buyer to think that the seller will be playing the same strategy as him/her, and therefore the buyer will perceive a higher competition with the seller, which is not balanced by a sufficiently high expectation to win the bet. Upon increasing the number of players N , such direct competition (for finite resources) between the buyer and the seller becomes weaker, as the pool of resources increases with N . Numerical analysis shows that indeed for N above a certain threshold \tilde{N} , Ψ_{\max} transitions from a double well to a single well function.

Consider now a single round ($M = 1$) but with a larger number of players ($N = 15$), still keeping the same parameters as before ($R = 100$, $r = 60$, and $x = 40$). In

this case (see Fig. 2), there are no longer situations where the transaction is unappealing to the data holder – as was the case in Regime [C] beforehand. We still observe two “symbiotic” regimes ($[S_1]$ and $[S_2]$) and a “prey-predator” regime, with the same features as before.

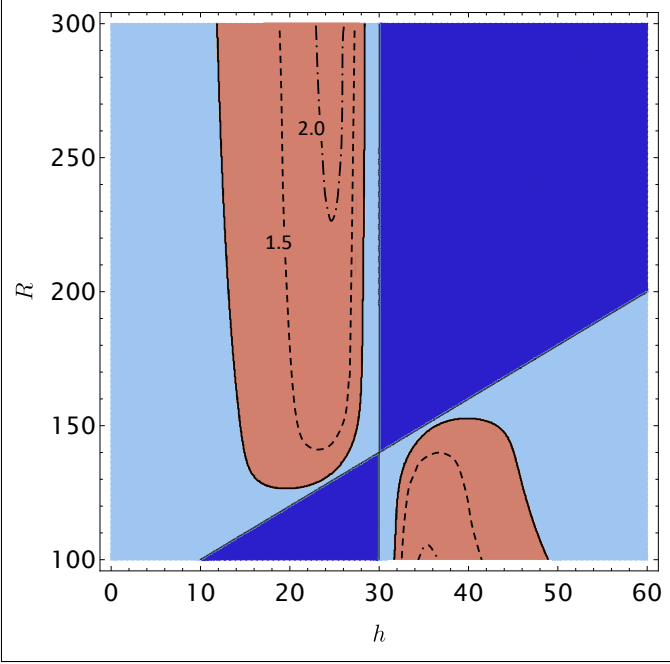


FIG. 3: Phase diagram in the parameter space (h, R) , where R is the length of the string held by the seller and h is the number of Heads in the buyer’s string. The red-shaded area, delimited by the line $N^*/N = 1$ denotes the phase where destructive competition emerges. Contours within this region indicate the lines $N^*/N = 1.5$ and $N^*/N = 2$. Outside the red shaded area, the game is in the phase where it is always appealing to the data holder. The dark blue region corresponds to the “prey-predator” regime, while the light blue region indicates the “symbiotic” regime. The parameters are set as follows: the number of players is $N = 6$, the number of extra Heads in the seller’s string (unobserved by the buyer) is $x = 40$ and the length of the string put on sale is $r = 60$.

The comparison between Fig. 1 and 2 shows that a sharp *phase transition* may occur in the number N of players, such that for $N < N^*$ we expect a “competition” regime to materialize, which hinders the prospective transaction, whereas for $N \geq N^*$ the transaction is always appealing to the data holder, and – only in the “symbiotic” regimes – also favorable to the buyer. The fact that a more crowded game may remove the “destructive competition” regime between the two special players has an interesting interpretation in the context of the ecology of the game, as it simply signals that more unsuspecting players become available to prey upon. The amount of available resources in a “smaller” game – namely, the fees brought in by the $N - 2$ uninformed players – may be insufficient to accom-

modate a symbiotic/cooperative interaction between the two special players, who are instead better off relying on their own means. For the same reason, the data holder is willing to sell at a lower price the higher the number of players. As Ψ in Fig. 2 is double-well (with maximum and minima seen to lie almost on a horizontal line, on this scale) we have that $N^* < \bar{N}$, i.e. destructive competition is removed at a lower value of N than the value \bar{N} at which Ψ becomes single-well.

In Fig. 3, we further investigate the seller-buyer interaction and the behavior of the critical value N^* as a function of R (the length of the string held by the data holder) and h (the number of Heads in the buyer’s string), for a fixed value of N (the number of players). For $N^* \geq N$ (red shaded area) the game is in the phase where destructive competition emerges. The contour lines $N^*/N = 1.5$ and $N^*/N = 2$ show that N^* grows as one moves deeper inside this region. Hence, for fixed h , N^* is a monotonic function of R which increases when $h < r/2$ and decreases for $h > r/2$, whereas for fixed R , N^* is a non-monotonic function of h . Outside of the red-shaded area, the game is always appealing and, in particular, is characterized by the prey-predator regime in the blue region and the symbiotic regime in the light blue region. Interestingly, this occurs both at large and small values of the bias in the string that is put on sale (i.e. h far away from $r/2$ and close to it, respectively).

In the next section, we compute the two baselines for the prospective seller and buyer from Eq. (5) by averaging over the outcome distribution Eq. (1) and the players’ betting strategies, Eq. (2) and (3). When performing the averages, though, we will need to be mindful that the actual coin bias ρ is unknown to the players and therefore cannot appear in any final expression.

IV. CALCULATION OF BASELINES

A. The prospective buyer

We start by computing the baseline $\mathbb{E}_0[\Delta W_2(N, M)]$ appearing in Eq. (8) from Eq. (5). This is the expected wealth difference (gain/loss) for player 2 when they place a bet in the absence of any information about the previous history of the game or the other players’ strategy. By linearity of expectations, this requires computing $\mathbb{E}_0 \left[\frac{\delta_{\sigma_\tau, \sigma_\tau^{(2)}}}{N_\tau} \right]$, where N_τ , the number of winners at round τ is given in Eq. (6). The expectation needs to be computed over $P_\rho(\sigma_t)$ in (1) – the probability of observing the outcome σ_t if the coin bias is ρ – and the (factorized) distribution of betting strategies $\tilde{P}(\sigma_t^{(1)}, \dots, \sigma_t^{(N)})$ given in (2), equipped with (3) and (4).

Unfortunately, we seem to run into a problem already, because this expectation reads explicitly

$$\mathbb{E}_0 \left[\frac{\delta_{\sigma_\tau, \sigma_\tau^{(2)}}}{N_\tau} \right] = \int_0^1 d\rho_1 f_0^{(1)}(\rho_1) \cdots \int_0^1 d\rho_N f_0^{(N)}(\rho_N) \sum_{\sigma_t = \pm 1} P_\rho(\sigma_t) \sum_{\sigma_t \in \{\pm 1\}^N} \tilde{P}_{\rho_1}(\sigma_t^{(1)}) \cdots \tilde{P}_{\rho_N}(\sigma_t^{(N)}) \frac{\delta_{\sigma_\tau, \sigma_\tau^{(2)}}}{\sum_{k=1}^N \delta_{\sigma_\tau, \sigma_\tau^{(k)}}}, \quad (9)$$

i.e. it seemingly depends explicitly on the actual bias ρ of the coin, which no player (not even the data holder) actually knows!

Fortunately, it turns out that – for uniform pdfs $f_0^{(i)}(\rho)$ of the estimates of the coin bias made by all players – the ρ -dependence completely drops out³, and we eventually find (see Appendix B for details)

$$\mathbb{E}_0 \left[\frac{\delta_{\sigma_\tau, \sigma_\tau^{(2)}}}{N_\tau} \right] = \frac{1}{2} \frac{2 - 2^{1-N}}{N}, \quad (10)$$

from which it follows that the baseline for player 2 reads

$$\mathbb{E}_0 [\Delta W_2(N, M)] = -M\phi \frac{1}{2^N}. \quad (11)$$

In the next section, we are going to assume that player 1 and (later) player 2 are somehow special, in that they hold (or may acquire) some information about the past history of the game, which they may use to rig it in their favor.

B. The prospective seller (data holder)

In this section, we will compute the baseline $\mathbb{E}_R[\Delta W_1(N, M)]$ appearing in Eq. (7) from Eq. (5). This is the wealth gain that player 1 – the data holder – expects to achieve if we assume that they have access to the time series of the past R outcomes of the coin toss $\{\sigma_{t-R}, \dots, \sigma_{t-1}\}$ from which they may formulate a better prediction for the toss outcome σ_t .

Suppose that the data holder has recorded exactly H Heads out of the past R outcomes ($H \in \{0, 1, \dots, R\}$). They will build an estimate of the outcome probability density function $f_1(\rho_1|H, R)$ based on the number of Heads H observed in the string. Using Bayes' theorem

$$f_1(\rho_1|H, R) = \frac{P(H|R, \rho_1)f(\rho_1)}{\int_0^1 P(H|R, \varrho)f(\varrho)d\varrho}, \quad (12)$$

where the probability $P(H|R, \varrho)$ of obtaining H heads in

R tosses of a coin with bias ϱ is given by

$$P(H|R, \varrho) = \binom{R}{H} \varrho^H (1 - \varrho)^{R-H}, \quad (13)$$

while $f(\varrho)$ is the prior probability density function for the coin bias, which we may assume uniform. Hence, the posterior follows as

$$\begin{aligned} f_1(\rho_1|H, R) &= \frac{\rho_1^H (1 - \rho_1)^{R-H}}{\int_0^1 \varrho^H (1 - \varrho)^{R-H} d\varrho} \\ &= \frac{(R+1)!}{H!(R-H)!} \rho_1^H (1 - \rho_1)^{R-H}, \end{aligned} \quad (14)$$

which is correctly normalized, $\int_0^1 d\rho_1 f_1(\rho_1|H, R) = 1$. To ease the notation, and for consistency, we will denote $f_R^{(1)}(\rho_1) := f_1(\rho_1|H, R)$ hereafter.

To compute the baseline $\mathbb{E}_R[\Delta W_1(N, M)]$ from Eq. (5), we need to compute $\mathbb{E}_R \left[\frac{\delta_{\sigma_\tau, \sigma_\tau^{(1)}}}{N_\tau} \right]$, in analogy with Eq.

(9) but with $f_0^{(1)}(\rho_1)$ replaced by the data holder's best estimate of the actual coin bias, namely $f_R^{(1)}(\rho_1)$. Although this calculation is possible, it yields a result that depends explicitly on the actual coin bias ρ , at odds with what happened for the “zero-information” case (see Eq. (10) and Appendix B). Since no player knows the actual bias of the coin, nobody can estimate their expected gain using this piece of information: we are therefore forced to assume that the data holder will use their best estimate ρ_1 for the coin bias in *both* their own betting strategy *and* as a proxy for the true coin bias, which will in general lead to an over-estimate of their winning chance.

To compute this expectation, we can start from Eq. (9) with $\sigma_\tau^{(2)}$ replaced by $\sigma_\tau^{(1)}$, the uniform (“zero information”) pdf $f_0^{(1)}(\rho_1)$ replaced by the posterior $f_R^{(1)}(\rho_1)$ in Eq. (14), and $P_\rho(\sigma_t)$ replaced by $P_{\rho_1}(\sigma_t)$. Eventually, we obtain

$$\mathbb{E}_R \left[\frac{\delta_{\sigma_\tau, \sigma_\tau^{(1)}}}{N_\tau} \right] = \frac{2 - 2^{1-N}}{N} \Xi_R(H), \quad (15)$$

where

$$\begin{aligned} \Xi_R(H) &= \mathbb{E}_R[\delta_{\sigma_\tau, \sigma_\tau^{(1)}}] = \\ &= \int_0^1 d\rho_1 f_R^{(1)}(\rho_1) [\rho_1 g(\rho_1) + (1 - \rho_1)(1 - g(\rho_1))] \end{aligned} \quad (16)$$

is the winning probability estimated by the data holder (without any knowledge of the actual coin bias) and $g(\varrho)$

³ If this fortunate dropout did not happen, we should have performed the calculation *from the point of view of player 2* – dubbed $\mathbb{E}_{0,\rho}[\dots]$ – who would have used their own estimate ρ_2 for the coin bias in lieu of the actual (unknown) coin bias ρ . The calculation of this case is performed in Appendix B as well, and leads to a higher prefactor (3/4 instead of 1/2) in Eq. (10).

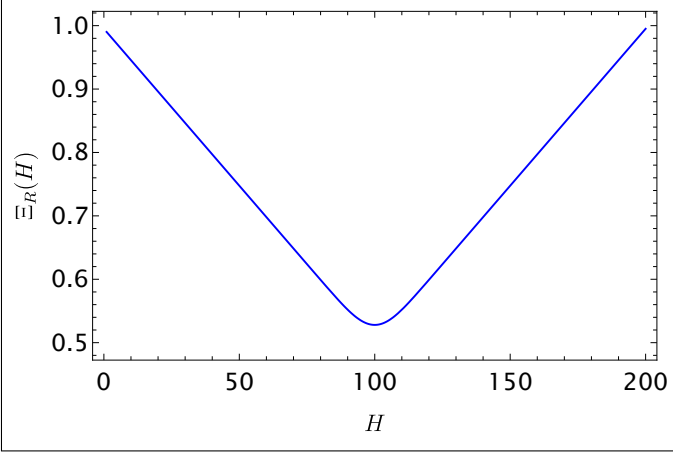


FIG. 4: Expected win rate from Eq. (17) as a function of the number of Heads H , in the string of length $R = 200$ held by the seller (data holder).

is the betting parameter defined in Eq. (4) – see Appendix C for more detail. This is given by

$$\Xi_R(H) = \frac{(R+1)!}{H!(R-H)!2^{R+2}} [F(H+1, R-H) + F(R-H+1, H)] , \quad (17)$$

where

$$F(x, y) = \int_0^1 dt (1+t)^x (1-t)^y = \frac{{}_2F_1(1, -x; y+2; -1)}{y+1} , \quad (18)$$

in terms of a hypergeometric function defined as

$${}_2F_1(a_1, a_2; b_1; z) = \sum_{\kappa=0}^{\infty} \frac{(a_1)_{\kappa} (a_2)_{\kappa}}{(b_1)_{\kappa}} \frac{z^{\kappa}}{\kappa!} , \quad (19)$$

where $(a)_n$ is the n -th order Pochhammer polynomial.

In Fig. 4, we plot the expected win probability of the data holder, as given in (17), for a string of length $R = 200$. The plot is consistent with the limiting behaviour of $\Xi_R(H)$ for large R , which can be calculated as (see Appendix C for details)

$$\Xi_R(H = \alpha R) \sim \alpha\theta(\alpha - 1/2) + (1 - \alpha)\theta(1/2 - \alpha). \quad (20)$$

This behavior is in line with our expectations: in the extreme cases $\alpha = 0$ and $\alpha = 1$ (no Head, or no Tail observed in a long string of size R), the data holder will rightfully conclude that the coin will always come up Tail or Head, respectively, and by betting accordingly they expect to win every time ($\Xi_R(H = 0, 1) \rightarrow 1$). Increasing α from zero (or decreasing α from 1, symmetrically) signals a coin that is strongly biased, but will not come up Heads (or Tails) every single time: this leads the data holder's winning expectation to deteriorate linearly, up until the maximally uncertain situation $\alpha = 1/2$, where the winning probability is 50 – 50. Interestingly, for $\alpha = 0.5$ (when there is no

bias/information to be exploited in the seller's data) and finite R , the expected win rate is still higher than 1/2.

Inserting Eq. (15) into Eq. (5), we can now compute the expected wealth difference for the data holder after M rounds from their own viewpoint

$$\mathbb{E}_R[\Delta W_1(N, M)] = M\phi(2 - 2^{1-N})\Xi_R(H) - M\phi. \quad (21)$$

We remind that we have assumed that the estimates be made before playing the first of the M rounds of the game and not be updated as the game progresses – thus using only the information that is initially available to the data holder.

In the next section, we are going to compute the data holder's estimates of their own expected wealth difference – as well as the buyer's – should their proposed transaction go through, which will feed into the limiting prices in Eqs. (7) and (8).

V. EXPECTED WEALTH CHANGES AFTER THE TRANSACTION IS ARRANGED

We now imagine that a deal is proposed by the data holder (hereafter, the *seller*) to player 2 (hereafter, the *buyer*), whereby some portion of the data held by the seller is shared with the buyer for a fee. In particular, the seller would put up a sub-string of $r \leq R$ elements of the recorded outcomes $\{\sigma_{t-r}, \dots, \sigma_{t-1}\}$ for sale⁴.

We wish to compute the estimates made by the seller of their own expected wealth change – as well as the buyer's – if the transaction went through.

We now rewrite the posterior in Eq. (14) minding the information that the holder exchanges with the buyer

$$P(x, h|R, r, \varrho) = \binom{r}{h} \varrho^h (1-\varrho)^{r-h} \binom{R-r}{x} \varrho^x (1-\varrho)^{R-r-x} , \quad (22)$$

with $x + h = H$. This is the probability that a string of coin outcomes of length R includes a sub-string of length r , with h heads in the sub-string of length r and $x = H - h$ heads in the remaining sub-string of length $R - r$, if the tosses are generated with bias ϱ . Note that the distribution in Eq. (22) is correctly normalized as

$$\begin{aligned} \sum_{h=0}^r \sum_{x=0}^{R-r} P(x, h|R, r, \varrho) &= \sum_{h=0}^r \binom{r}{h} \varrho^h (1-\varrho)^{r-h} \times \\ &\times \sum_{x=0}^{R-r} \binom{R-r}{x} \varrho^x (1-\varrho)^{R-r-x} = 1 . \end{aligned}$$

⁴ In our setting, it is not essential that the outcomes put up for sale be sequential. However, in more complex games (e.g. Markov chains, processes with memory...) and for more complex betting strategies (e.g. Markov State Models), the exact sequence and ordering of data may become relevant.

This can be inverted using Bayes' theorem, and – assum-

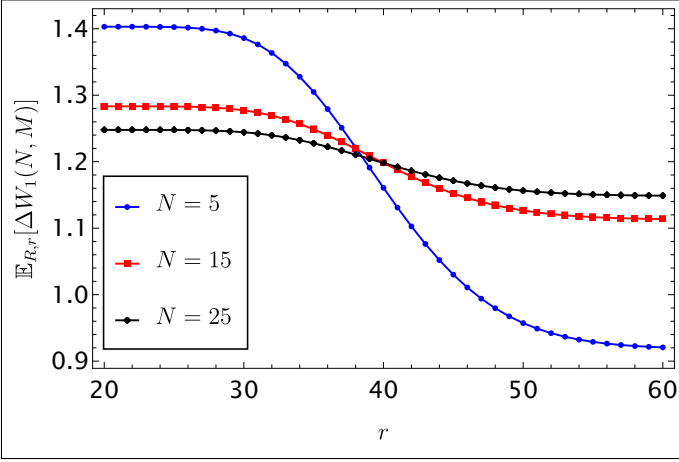


FIG. 5: Expected wealth difference $\mathbb{E}_{R,r}[\Delta W_1(N, M)]$, between the two scenarios where the transaction occurs and does not occur, respectively, as a function of the length r of the string put up for sale, and fixed number of Heads, $h = 20$. The seller holds a string with total length $R = 200$ and a total number of Heads $H = 80$.

ing the priors to be uniform – we get, similarly to Eq.

(14),

$$\begin{aligned} f_1(\rho_1|x, h, r, R) &= \frac{\binom{r}{h} \binom{R-r}{x} \rho_1^{h+x} (1-\rho_1)^{R-(h+x)}}{\int_0^1 \binom{r}{h} \binom{R-r}{x} \varrho^{h+x} (1-\varrho)^{R-(h+x)} d\varrho} \\ &= \frac{(R+1)!}{(h+x)!(R-(h+x))!} \rho_1^{h+x} (1-\rho_1)^{R-(h+x)}. \end{aligned} \quad (23)$$

For consistency, we will refer to $f_1(\rho_1|x, h, r, R) = f_R^{(1)}(\rho_1)$. This is the pdf of the coin bias as estimated by the seller, given the information available to them.

On the other hand, the buyer would estimate the coin bias as being drawn by the posterior in Eq. (14) with R, H replaced by r, h , namely

$$f_2(\rho_2|h, r) = \frac{(r+1)!}{h!(r-h)!} \rho_2^h (1-\rho_2)^{r-h}, \quad (24)$$

denoted by $f_r^{(2)}(\rho_2)$.

1. Seller's wealth change

We will use the operator $\mathbb{E}_{R,r}[\dots]$ to indicate the average taken (assuming that the transaction would take place) from the point of view of the seller, who holds a long string of past R outcomes and knows what the buyer will do with the sub-string of r outcomes they would receive.

In formulae, using the identity $\frac{1}{x} = \int_0^\infty ds e^{-sx}$ for $x > 0$ to lift up the denominator N_τ , we should compute

$$\begin{aligned} \mathbb{E}_{R,r} \left[\frac{\delta_{\sigma_\tau, \sigma_\tau^{(1)}}}{N_\tau} \right] &= \int_0^\infty ds \int_0^1 d\rho_1 f_R^{(1)}(\rho_1) \int_0^1 d\rho_2 f_r^{(2)}(\rho_2) \cdots \int_0^1 d\rho_N f_0^{(N)}(\rho_N) \sum_{\sigma_t=\pm 1} P_{\rho_1}(\sigma_t) \sum_{\sigma_t^{(1)}=\pm 1} \tilde{P}_{\rho_1}(\sigma_t^{(1)}) \times \\ &\times \delta_{\sigma_t, \sigma_t^{(1)}} e^{-s\delta_{\sigma_t, \sigma_t^{(1)}}} \sum_{\sigma_t^{(2)}} \tilde{P}_{\rho_2}(\sigma_t^{(2)}) e^{-s\delta_{\sigma_t, \sigma_t^{(2)}}} \cdots \sum_{\sigma_t^{(N)}} \tilde{P}_{\rho_N}(\sigma_t^{(N)}) e^{-s\delta_{\sigma_t, \sigma_t^{(N)}}}. \end{aligned} \quad (25)$$

The calculation is performed in Appendix D and gives

$$\mathbb{E}_{R,r} \left[\frac{\delta_{\sigma_t, \sigma_t^{(1)}}}{N_t} \right] = C_N X_{R,r}(x, h) + D_N Y_{R,r}(x, h), \quad (26)$$

with the coefficients C_N and D_N defined in Eqs. (D7) and (D8), and the final expressions for $X_{R,r}$ and $Y_{R,r}$ in terms of hypergeometric functions given in Eqs. (D18) and (D22) respectively. Using this result, the expected wealth difference $\mathbb{E}_{R,r}[\Delta W_1(N, M)]$ appearing in (7) can be easily computed from Eq. (5). The wealth difference is shown in Fig. 5, for $N < N^*$ (blue curve) and for $N > N^*$ (red curve). The expected wealth difference is higher in correspondence of the “prey-predator” region, as the buyer faces a more significant risk of losing in the competition

for the prize when sold deceptive information. However, this impact diminishes as the number of players increases, leading to a flattening of the seller's wealth curve.

2. Buyer's wealth change

We will use the operator $\mathbb{E}_{r,r}[\dots]$ to indicate – assuming that the transaction has been arranged – the average taken from the two equivalent viewpoints (i) the *ex-post* buyer's perspective, i.e. as if the buyer could actually look into the sub-string being put up for sale and use the only information therein to estimate their own strategy, the seller's, and the actual coin bias, therefore being retroactively able to assign a monetary value to the quality of data they

received, or – more realistically – (ii) the *ex-ante* seller’s viewpoint, i.e. assuming that the seller puts themselves in the (future) buyer’s shoes and aims to know what the buyer should be fairly asked to pay for the quality of information they will find in the r sub-string when they receive it. As previously remarked, there exists an *informational asymmetry* between the seller and the buyer, and we refrain from endorsing any specific viewpoint or disclosure rule. The framework developed here is intended to be gen-

eral and it aims at determining the potential price range at which information transactions can, in principle, be advantageous for either biased player. In fact, both parties can independently construct their price curves based on the number of Heads in the sub-string offered for sale, treating it as a free parameter, even in cases where a sale is not ultimately agreed upon.

The buyer’s expected wealth change is thus given by

$$\mathbb{E}_{r,r} \left[\frac{\delta_{\sigma_r, \sigma_r^{(2)}}}{N_r} \right] = \int_0^\infty ds \int_0^1 d\rho_1 f_r^{(2)}(\rho_1) \int_0^1 d\rho_2 f_r^{(2)}(\rho_2) \cdots \int_0^1 d\rho_N f_0^{(N)}(\rho_N) \sum_{\sigma_t=\pm 1} P_{\rho_2}(\sigma_t) \sum_{\sigma_t^{(2)}=\pm 1} \tilde{P}_{\rho_2}(\sigma_t^{(2)}) \times \\ \times \delta_{\sigma_t, \sigma_t^{(2)}} e^{-s\delta_{\sigma_t, \sigma_t^{(2)}}} \sum_{\sigma_t^{(1)}} \tilde{P}_{\rho_1}(\sigma_t^{(1)}) e^{-s\delta_{\sigma_t, \sigma_t^{(1)}}} \cdots \sum_{\sigma_t^{(N)}} \tilde{P}_{\rho_N}(\sigma_t^{(N)}) e^{-s\delta_{\sigma_t, \sigma_t^{(N)}}} . \quad (27)$$

The calculation is performed in Appendix E and gives eventually

$$\mathbb{E}_{r,r} \left[\frac{\delta_{\sigma_t, \sigma_t^{(2)}}}{N_t} \right] = C_N X_r(h) + D_N Y_r(h) , \quad (28)$$

with the coefficients C_N and D_N defined in Eqs. (D7) and (D8), and X_r and Y_r given by Eqs. (E13) and (E17) respectively. Using this result, the expected wealth difference $\mathbb{E}_{r,r}[\Delta W_2(N, M)]$ appearing in (8) can be easily computed from Eq. (5). This expectation is shown in Fig. 6, for various numbers of players, corresponding to values lower (blue curve) and higher (red and black curves), than the critical number N^* of players, respectively, and fixed number of observed Heads $h = 20$. The expectation is higher for strongly biased coins, i.e. for small and high values of r , respectively. As in the limits $r \rightarrow h$ and $r \gg h$ the bias is equally strong (albeit opposite), the curve looks stretched in the region $r > h/2$ compared to the region $r < h/2$.

VI. CONCLUSIONS AND OUTLOOK

We have considered a simple game of chance, where N players pay a fee ϕ (which can be set, without loss of generality, to one) to be able to independently place a bet on the outcome of a biased coin, and they will share the entry fees pot if their bet is successful. We assume that none of the players is aware of the actual coin bias, but will estimate it based on the information they hold about past outcomes of the game.

In particular, player 1 (the *data holder*) is assumed to hold a long string of $R \gg 1$ past outcomes of the coin toss and number H of Heads showing therein, which they can either decide to use exclusively to improve their betting

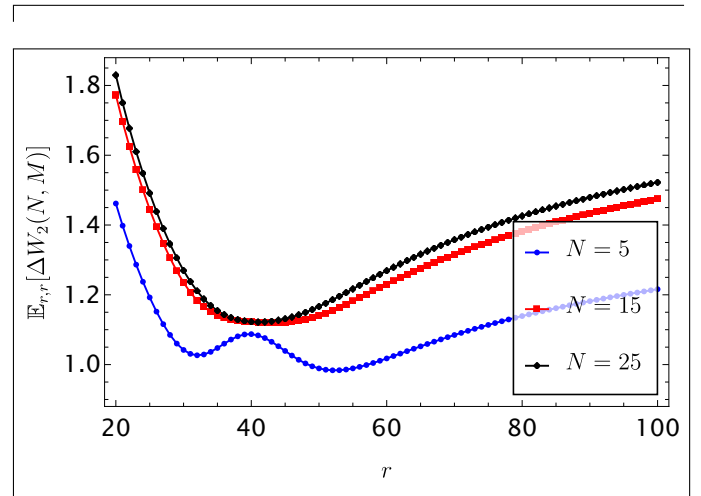


FIG. 6: Expected wealth difference $\mathbb{E}_{r,r}[\Delta W_2(N, M)]$, comparing the buyer’s expected realized gain in case of purchase and the case in which the transaction does not occur, as a function of r , the length of the portion of string offered for sale with a fixed number of Heads, $h = 20$.

performance, or partially share with player 2 in exchange for a fee.

We have determined analytically the optimal price curves for the seller and the buyer for a single round of the game, which determine the fair price range the data holder should put their information up for sale, as a function of N, R, H and the length r of the sub-string of data offered for sale and the number h of Heads therein.

Our results show that this game exhibits a rich behaviour characterized by a sharp phase transition at the number of players N^* , which depends on the other informational parameters. Above this critical value, i.e. $N \geq N^*$, the transaction is always appealing to the data holder: the reason is that in

a crowded game, there are enough resources – the entry fees paid by the $N - 2$ uninformed players – to make the rigged game always profitable at least for the seller. The prospective buyer could also benefit from the transaction in the *symbiotic* regimes, but may actually leave themselves vulnerable to exploitation in the “*prey-predator*” regime, where the quality of data being offered is low enough that it would actually mislead the buyer into betting on the “wrong” outcome. On the other hand, below the critical number of players, i.e. $N < N^*$, it is no longer true that the transaction is always profitable for the seller and the *competition* for scarce resources may make it more convenient for the seller to hold on to the data and not share any information with the prospective buyer. Therefore, the ecology of the “information landscape” of this game is incredibly rich, even though we have restricted our study to arguably one of the simplest settings (i.e. binary outcomes, memoryless processes, and a single pairwise data transaction being arranged).

From a general point of view, our work provides a novel framework, grounded in complexity science, to address a crucial and understudied problem in econometrics and in the emerging field of *infonomics*, which concerns quantifying the price of information. In particular, we hope that our study can lay the foundations for further work aimed at enabling a fair assignment of monetary value to an asset as intangible as information, in a controlled and replicable setting, in absence of a data exchange.

The framework we proposed is very general and flexible, and it could accommodate several modifications aimed at improving the realism of the setting.

For example, we have not considered here the “improved” knowledge about the game that all players gain as more and more rounds are played. One could imagine that the information about the first T outcomes will feed into the players’ $T + 1$ -th bet, generating interesting *memory effects*.

Another possible outlook would be to assume that the length R of the string of past outcomes held by one player is of finite (possibly short) length. This would allow for a further interesting effect to explore, namely the possibility that the data be corrupted or unreliable to begin with.

In addition, the number of players at each round can be made random, and different levels of fees may be imposed, corresponding to different privileges (e.g. the possibility of placing multiple bets in a multi-outcome game).

We may also consider different generating mechanisms

for the outcome altogether, with or without memory (e.g. Markov chains), as well as more refined betting strategies than the simple uniform prior associated with a constant (and identical for all players) $g(\varrho)$.

Also, the model can be generalized to games with multiple outcomes, several players holding different degrees of information (e.g. past time series of different lengths), and including multiple pairwise transactions between players – for instance on an underlying network structure of interactions – which are likely to create interesting correlations and feedback loops among the players.

In addition, we have not yet discussed any price implication that may stem from establishing a disclosure policy. For example, a more refined version of the game might involve the introduction of “data scrambling” mechanisms when the offer of the transaction is made by the data holder. This setting would allow the prospective buyer to get a glimpse of the quality of data held by the seller, without of course receiving the full information before the price is agreed upon.

We may also consider the full distribution of the wealth changes (not just their averages) when constructing the utility functions for the players. Furthermore, our model is well-placed to further explore the most peculiar features of information assets. For instance, one may consider the situation where the buyer re-sells part of the data they bought to a third party, or where there is a “data breach” so that some players may get hold of part of the information during the exchange process. Alternatively, the seller may exploit the non-rival nature of the asset and sell (possibly different) sub-strings to multiple players. These modifications would likely lead to richer feedback effects.

In summary, the framework we proposed lends itself to a number of interesting generalizations and extensions, where the intangible nature of the asset being exchanged is assigned a monetary value on the basis of an expected utility maximization approach, with interesting interpretations in the context of the ecology of the game and resource sharing thereof.

ACKNOWLEDGMENTS

P.V. acknowledges support from UKRI Future Leaders Fellowship Scheme (No. MR/S03174X/1). For the purpose of open access, the authors have applied a creative commons attribution (CC BY) licence to any author-accepted manuscript version arising.

-
- [1] A. Rex, Maxwell’s demon—a historical review, *Entropy* **19**, 10.3390/e19060240 (2017).
 - [2] K. Maruyama, F. Nori, and V. Vedral, Colloquium: The physics of Maxwell’s demon and information, *Rev. Mod. Phys.* **81**, 1 (2009).
 - [3] R. Landauer, Irreversibility and heat generation in the

- computing process, *IBM Journal of Research and Development* **5**, 183 (1961).
- [4] C. H. Bennett, Notes on Landauer’s principle, reversible computation, and Maxwell’s demon, *Studies in History and Philosophy of Science Part B: Studies in History and Philosophy of Modern Physics* **34**, 501 (2003), quantum Infor-

- mation and Computation.
- [5] T. Sagawa and M. Ueda, Minimal energy cost for thermodynamic information processing: Measurement and information erasure, *Phys. Rev. Lett.* **102**, 250602 (2009).
 - [6] C. E. Shannon, A mathematical theory of communication, *The Bell System Technical Journal* **27**, 379 (1948).
 - [7] J. M. Parrondo, J. M. Horowitz, and T. Sagawa, Thermodynamics of information, *Nature physics* **11**, 131 (2015).
 - [8] J. E. Stiglitz, Information and the change in the paradigm in economics, *The American Economic Review* **92**, 460 (2002).
 - [9] J. Berg, M. Marsili, A. Rustichini, and R. Zecchina, Are financial markets efficient? Phase transition in the aggregation of information, *Complexity* **8**, 20 (2002), <https://onlinelibrary.wiley.com/doi/pdf/10.1002/cplx.10065>.
 - [10] L. F. Seoane, Games in rigged economies, *Phys. Rev. X* **11**, 031058 (2021).
 - [11] F. Linde, Pricing information goods, *Journal of Product & Brand Management* **18**, 379 (2009).
 - [12] F. Gu and B. Lev, Intangible assets: Measurement, drivers, and usefulness, in *Managing knowledge assets and business value creation in organizations: Measures and dynamics* (IGI Global, 2011) pp. 110–124.
 - [13] N. Ahituv, A systematic approach toward assessing the value of an information system, *MIS Quarterly* **4**, 61 (1980).
 - [14] J. Pei, A survey on data pricing: From economics to data science, *IEEE Transactions on Knowledge and Data Engineering* **34**, 4586 (2022).
 - [15] C. I. Jones and C. Tonetti, Nonrivalry and the economics of data, *American Economic Review* **110**, 2819 (2020).
 - [16] A. R. Admati and P. Pfleiderer, A monopolistic market for information, *Journal of Economic Theory* **39**, 400 (1986).
 - [17] S. Deep and P. Koutris, The design of arbitrage-free data pricing schemes, in *20th International Conference on Database Theory* (2017).
 - [18] C. Li, D. Y. Li, G. Miklau, and D. Suciu, A theory of pricing private data, in *Proceedings of the 16th International Conference on Database Theory*, ICDT '13 (Association for Computing Machinery, New York, NY, USA, 2013) p. 33–44.
 - [19] D. Bergemann and A. Bonatti, Selling cookies, *American Economic Journal: Microeconomics* **7**, 259 (2015).
 - [20] D. Bergemann, A. Bonatti, and A. Smolin, The design and price of information, *American Economic Review* **108**, 1 (2018).
 - [21] M. Slikker, H. Norde, and S. Tijs, Information sharing games, *International Game Theory Review* **5**, 1 (2003).
 - [22] S. Ichihashi, The economics of data externalities, *Journal of Economic Theory* **196**, 105316 (2021).
 - [23] A. Blume and I.-U. Park, Quid pro quo: Friendly information exchange between rivals, *Theoretical Economics* **17**, 1183 (2022), <https://onlinelibrary.wiley.com/doi/pdf/10.3982/TE4643>.
 - [24] R. Gradwohl and M. Tennenholtz, Selling data to a competitor, Available at SSRN 4343686 [10.2139/ssrn.4343686](https://ssrn.com/abstract=4343686) (2023).
 - [25] S. A. Azcoitia, C. Iordanou, and N. Laoutaris, What is the price of data? A measurement study of commercial data marketplaces, *CoRR abs/2111.04427* (2021), [2111.04427](https://arxiv.org/abs/2111.04427).
 - [26] M. Babaioff, R. Kleinberg, and R. Paes Leme, Optimal mechanisms for selling information, in *Proceedings of the 13th ACM Conference on Electronic Commerce*, EC '12 (Association for Computing Machinery, New York, NY, USA, 2012) p. 92–109.
 - [27] A. Agarwal, M. Dahleh, and T. Sarkar, A marketplace for data: An algorithmic solution, in *Proceedings of the 2019 ACM Conference on Economics and Computation*, EC '19 (Association for Computing Machinery, 2019) p. 701–726.
 - [28] A. Ghorbani and J. Zou, Data shapley: Equitable valuation of data for machine learning, in *International Conference on Machine Learning* (2019) pp. 2242–2251.
 - [29] R. B. Myerson, Cooperative games with incomplete information, *International Journal of Game Theory* **13**, 69 (1984).
 - [30] S. Viswanathan and G. Anandalingam, Pricing strategies for information goods, *Sadhana* **30**, 257 (2005).
 - [31] M. Khouzani and P. Malacaria, Information theory in game theory, *Entropy* **20**, 10.3390/e20110817 (2018).
 - [32] A. Agarwal, M. Dahleh, and T. Sarkar, A marketplace for data: An algorithmic solution, in *Proceedings of the 2019 ACM Conference on Economics and Computation*, EC '19 (Association for Computing Machinery, New York, NY, USA, 2019) p. 701–726.
 - [33] R. Farmer and J.-P. Bouchaud, *Self-Fulfilling Prophecies, Quasi Non-Ergodicity & Wealth Inequality*, Working Paper 28261 (National Bureau of Economic Research, 2020).
 - [34] D. Laney, *Infonomics: How to Monetize, Manage, and Measure Information as an Asset for Competitive Advantage* (Taylor & Francis, 2017).
 - [35] M. Fleckenstein, A. Obaidi, and N. Tryfona, A review of data valuation approaches and building and scoring a data valuation model, *Harvard Data Science Review* **5**, <https://doi.org/10.1162/99608f92.c18db966> (2023).
 - [36] D. Coyle and A. Manley, What is the value of data? a review of empirical methods, *Journal of Economic Surveys* <https://doi.org/10.1111/joes.12585>.
 - [37] K. Kannan, R. Ananthanarayanan, and S. Mehta, What is my data worth? from data properties to data value, *CoRR abs/1811.04665* (2018), [1811.04665](https://arxiv.org/abs/1811.04665).
 - [38] S. Allesina and S. Tang, Stability criteria for complex ecosystems, *Nature* **483**, 205 (2012).
 - [39] G. Livan and M. Marsili, What do leaders know?, *Entropy* **15**, 3031 (2013).
 - [40] S. Ichihashi and A. Smolin, Data collection by an informed seller, *CEPR Discussion Paper No. DP17239* (2022).

APPENDIX

Appendix A: Optimal selection of the betting strategy

We consider here the problem of selecting the best betting parameter $g_I(\varrho)$ appearing in eq. (3), based on the best estimate ϱ of the actual coin bias made by a player having some information I about the game.

Natural choices for $g_I(\varrho)$ could be $g_I(\varrho) = \varrho$ and $g_I(\varrho) = \theta(\varrho - 1/2)$, with $\theta(x)$ the Heaviside step function. In the former case [$g_I(\varrho) = \varrho$], the player will choose to bet Heads or Tails with the same probability they have estimated for the actual bias of the coin – so if they think that the coin has a 75% bias in favor of Heads, they will bet 75% of the times on Head and 25% of the times on Tail. In the latter case, the player will *always* bet in the direction of the bias (however strong it is), so in the example above of a coin whose bias is estimated at 75% Heads, the player will always bet Heads. It can be shown that this second choice leads to a better outcome on average.

Indeed, if the player's j best estimate of the pdf of the coin bias parameter is $f_I^{(j)}(\varrho)$, and they play according to the strategy in Eq. (3), their probability of winning (averaged over many draws of the bias parameter) is given by

$$p_j = \int_0^1 d\varrho f_I^{(j)}(\varrho) [\varrho g_I(\varrho) + (1 - \varrho)(1 - g_I(\varrho))] , \quad (\text{A1})$$

where the first term in square brackets is the probability that the coin comes up Heads and the player has bet Heads, and the second term is the probability that the coin comes up Tails and the player has bet Tails. It is a trivial exercise to show that $p_j = 2/3$ if $g_I(\varrho) = \varrho$ and $p_j = 3/4$ if $g_I(\varrho) = \theta(\varrho - 1/2)$ (for the case of uniform prior $f_I^{(j)}(\varrho) = 1$). We

can generalize this result by rewriting the integral in Eq. (A1) as follows

$$\begin{aligned} p_j &= \int_0^1 d\varrho f_I^{(j)}(\varrho)(1 - \varrho) + \int_0^1 d\varrho f_I^{(j)}(\varrho)g_I(\varrho)(2\varrho - 1) \\ &= 1 - \langle \varrho \rangle + \int_{1/2}^1 d\varrho f_I^{(j)}(\varrho)g_I(\varrho)(2\varrho - 1) \\ &\quad - \int_0^{1/2} d\varrho f_I^{(j)}(\varrho)g_I(\varrho)(1 - 2\varrho) , \end{aligned} \quad (\text{A2})$$

where the first part of the expression is a constant, and the remaining integrals contain only non-negative terms. Now we can see that the choice $g(\varrho) = \theta(\varrho - 1/2)$ (irrespective of the amount of information I) both minimizes the negative and maximizes the positive contribution to the sum so that for *any* $g_I(\varrho)$ with support and range in $[0, 1]$ it holds that

$$\int_0^1 d\varrho f_I^{(j)}(\varrho)g_I(\varrho)(2\varrho - 1) \leq \int_{1/2}^1 d\varrho f_I^{(j)}(\varrho)g(\varrho)(2\varrho - 1) . \quad (\text{A3})$$

This inequality justifies the choice in Eq. (4). A completely analogous argument holds in the case where the true bias of the coin ρ is known.

Appendix B: Calculation of \mathbb{E}_0 and $\mathbb{E}_{0,\phi}$

1. Average \mathbb{E}_0

Assume now that no information is available to any player, but we look at the expected wealth difference of Player 2 from the point of view of an omniscient observer, who knows that the coin tosses are indeed independent and biased, with bias ρ . Using the identity $\frac{1}{x} = \int_0^\infty ds e^{-sx}$, for $x > 0$ to lift the denominator N_τ , we can write (exploiting sum factorization)

$$\begin{aligned} \mathbb{E}_0 \left[\frac{\delta_{\sigma_\tau, \sigma_\tau^{(2)}}}{N_\tau} \right] &= \int_0^\infty ds \int_0^1 d\rho_1 f_0^{(1)}(\rho_1) \cdots \int_0^1 d\rho_N f_0^{(N)}(\rho_N) \sum_{\sigma_t = \pm 1} P_\rho(\sigma_t) \sum_{\sigma_t^{(1)} = \pm 1} \tilde{P}_{\rho_1}(\sigma_t^{(1)}) \times \\ &\quad \times e^{-s\delta_{\sigma_t, \sigma_t^{(1)}}} \sum_{\sigma_t^{(2)}} \tilde{P}_{\rho_2}(\sigma_t^{(2)}) \delta_{\sigma_t, \sigma_t^{(2)}} e^{-s\delta_{\sigma_t, \sigma_t^{(2)}}} \cdots \sum_{\sigma_t^{(N)}} \tilde{P}_{\rho_N}(\sigma_t^{(N)}) e^{-s\delta_{\sigma_t, \sigma_t^{(N)}}} = \end{aligned} \quad (\text{B1})$$

$$= \int_0^\infty ds \int_0^1 d\rho_2 f_0^{(2)}(\rho_2) [\rho g(\rho_2) I_+(N-1, s) + (1 - \rho)(1 - g(\rho_2)) I_-(N-1, s)] , \quad (\text{B2})$$

where

$$\begin{aligned} I_+(N-1, s) &= \\ &= e^{-s} \prod_{k \neq 2}^N \left[\int_0^1 d\varrho f_0^{(k)}(\varrho) \sum_{\sigma = \pm 1} \tilde{P}_\varrho(\sigma) \exp(-s\delta_{\sigma, +1}) \right] \\ &= e^{-s} \prod_{k \neq 2}^N \left[\int_0^1 d\varrho f_0^{(k)}(\varrho) [g(\varrho)e^{-s} + (1 - g(\varrho))] \right] , \end{aligned} \quad (\text{B3})$$

and

$$\begin{aligned} I_-(N-1, s) &= \\ &= e^{-s} \prod_{k \neq 2}^N \left[\int_0^1 d\varrho f_0^{(k)}(\varrho) \sum_{\sigma = \pm 1} \tilde{P}_\varrho(\sigma) \exp(-s\delta_{\sigma, -1}) \right] \\ &= e^{-s} \prod_{k \neq 2}^N \left[\int_0^1 d\varrho f_0^{(k)}(\varrho) [g(\varrho) + (1 - g(\varrho))e^{-s}] \right] . \end{aligned} \quad (\text{B4})$$

Here, $\mathbb{E}_0[\dots]$ indicates averaging over the actual distribution $P_\rho(\sigma_t)$ in Eq. (1), while retaining the “zero information” feature on the part of the players. Using therefore $f_0^{(2)}(\rho_2) = 1$, $g(\rho_2) = \theta(\rho_2 - 1/2)$ and the symmetry condition $1 - g(\rho_2) = g(1 - \rho_2)$ (which further implies $\int_0^1 d\rho_2 g(\rho_2) = \int_0^1 d\rho_2 (1 - g(\rho_2))$), we get that the ρ dependence drops out, and

$$\mathbb{E}_0 \left[\frac{\delta_{\sigma_\tau, \sigma_\tau^{(2)}}}{N_\tau} \right] = \int_0^\infty ds e^{-s} \left(\frac{1}{2} e^{-s} + \frac{1}{2} \right)^{N-1} \times \int_0^1 d\rho_2 g(\rho_2) = \frac{2 - 2^{1-N}}{N} \int_0^1 d\rho_2 g(\rho_2), \quad (\text{B5})$$

independently of ρ . Computing the integral explicitly, leads to (11), showing that the expectation is always negative. This is expected as – in the event of all players betting on the wrong outcome – the “dealer” would keep the total entry fee collected from the players, which would not be redistributed among them.

In the next subsection, we perform the same calculation but this time assuming the viewpoint of player 2, who does not know the actual value of the coin bias ρ and will therefore use their own estimate ρ_2 in lieu of ρ .

2. Average $\mathbb{E}_{0,\phi}$

$$\mathbb{E}_{0,\phi} \left[\frac{\delta_{\sigma_\tau, \sigma_\tau^{(2)}}}{N_\tau} \right] = \int_0^\infty ds \int_0^1 d\rho_1 f_0^{(1)}(\rho_1) \cdots \int_0^1 d\rho_N f_0^{(N)}(\rho_N) \sum_{\sigma_t = \pm 1} P_{\rho_2}(\sigma_t) \sum_{\sigma_t^{(1)} = \pm 1} \tilde{P}_{\rho_1}(\sigma_t^{(1)}) \times e^{-s\delta_{\sigma_t, \sigma_t^{(1)}}} \sum_{\sigma_t^{(2)}} \tilde{P}_{\rho_2}(\sigma_t^{(2)}) \delta_{\sigma_t, \sigma_t^{(2)}} e^{-s\delta_{\sigma_t, \sigma_t^{(2)}}} \cdots \sum_{\sigma_t^{(N)}} \tilde{P}_{\rho_N}(\sigma_t^{(N)}) e^{-s\delta_{\sigma_t, \sigma_t^{(N)}}} = \quad (\text{B6})$$

$$= \int_0^\infty ds \int_0^1 d\rho_2 f_0^{(2)}(\rho_2) [\rho_2 g(\rho_2) I_+(N-1, s) + (1 - \rho_2)(1 - g(\rho_2)) I_-(N-1, s)], \quad (\text{B7})$$

where $I_\pm(N-1, s)$ are defined in (B3) and (B4).

Assuming again that all uninformed players will estimate the bias parameter of the coin uniformly in $[0, 1]$, we get again for $g(\varrho) = \theta(\varrho - 1/2)$ that

$$I_+(N-1, s) = I_-(N-1, s) = e^{-s} \left[\frac{1}{2} e^{-s} + \frac{1}{2} \right]^{N-1}, \quad (\text{B8})$$

from which it follows that

$$\mathbb{E}_{0,\phi} \left[\frac{\delta_{\sigma_\tau, \sigma_\tau^{(2)}}}{N_\tau} \right] = \int_0^\infty ds e^{-s} \left(\frac{1}{2} e^{-s} + \frac{1}{2} \right)^{N-1} \times \mathbb{E}_{0,\phi} [\delta_{\sigma_\tau, \sigma_\tau^{(2)}}] = \frac{3}{4} \frac{2 - 2^{1-N}}{N}, \quad (\text{B9})$$

where

$$\mathbb{E}_{0,\phi} [\delta_{\sigma_\tau, \sigma_\tau^{(2)}}] = \int_0^1 d\rho_2 (\rho_2 g(\rho_2) + (1 - \rho_2)(1 - g(\rho_2))) = \frac{3}{4} \quad (\text{B10})$$

is the winning probability estimated by player 2, who does not have any knowledge of the actual bias of the coin.

Taking the expectation of Eq. (5) and inserting Eq. (B9), we get

$$\mathbb{E}_{0,\phi} [\Delta W_2(N, M)] = -M\phi + M\phi \frac{3(1 - 2^{-N})}{2} = \frac{1}{2} M\phi \left(1 - \frac{3}{2^N} \right). \quad (\text{B11})$$

Comparing (B11) and (11), we find that $\mathbb{E}_{0,\phi} [\Delta W_2(N, M)] > \mathbb{E}_0 [\Delta W_2(N, M)]$. This is intuitive, as in $\mathbb{E}_{0,\phi}$ the player is using the same parameter ρ_2 to estimate their best strategy *and* the actual bias of the coin, which obviously leads to a more optimistic outlook on their game.

Appendix C: Calculation of winning probability for the data holder and asymptotics for $R \rightarrow \infty$

We compute here the probability that the data holder wins the bet in a single round (estimated by the data holder themselves) assuming that they hold a string of the past R outcomes and will use it to place their bet

$$\begin{aligned}
\mathbb{E}_R \left[\delta_{\sigma_\tau, \sigma_\tau^{(1)}} \right] &= \int_0^1 d\rho_1 f_R^{(1)}(\rho_1) \int_0^1 d\rho_2 f_0^{(2)}(\rho_2) \cdots \int_0^1 d\rho_N f_0^{(N)}(\rho_N) \sum_{\sigma_t = \pm 1} P_{\rho_1}(\sigma_t) \sum_{\sigma_t^{(1)} = \pm 1} \tilde{P}_{\rho_1}(\sigma_t^{(1)}) \times \\
&\quad \times \delta_{\sigma_t, \sigma_t^{(1)}} \sum_{\sigma_t^{(2)}} \tilde{P}_{\rho_2}(\sigma_t^{(2)}) \cdots \sum_{\sigma_t^{(N)}} \tilde{P}_{\rho_N}(\sigma_t^{(N)}) = \\
&= \int_0^1 d\rho_1 f_R^{(1)}(\rho_1) [\rho_1 g(\rho_1) + (1 - \rho_1)(1 - g(\rho_1))] .
\end{aligned} \tag{C1}$$

Here, we have used the fact that the data holder (player 1) will estimate the actual coin bias *and* the parameter appearing in their own best strategy as ρ_1 , which is drawn from the posterior pdf $f_R^{(1)}(\rho_1)$ given in Eq. (14). We also used that the betting distributions \tilde{P}_ρ are normalized to unity.

Performing the elementary integral in (C1) with $g(\rho_1) = \theta(\rho_1 - 1/2)$ and $f_R^{(1)}(\rho_1)$ given in Eq. (14) we get

$$\begin{aligned}
\mathbb{E}_R \left[\delta_{\sigma_\tau, \sigma_\tau^{(1)}} \right] &= \frac{(R+1)!}{H!(R-H)!2^{R+2}} \times \\
&\quad \times [F(H+1, R-H) + F(R-H+1, H)] \\
&=: \Xi_R(H) ,
\end{aligned} \tag{C2}$$

where $F(x, y)$ is defined in Eq. (18) in terms of the ${}_2F_1$ hypergeometric function.

We can now compute the asymptotics $\Xi_R(\alpha R)$ for large R for a fraction $0 \leq \alpha \leq 1$ of Heads seen in the long string of data held by player 1. From (C2), we need the following

saddle-point asymptotics

$$\begin{aligned}
F(\alpha R + 1, R - \alpha R) &= \int_0^1 dt (1+t)^{\alpha R+1} (1-t)^{R(1-\alpha)} = \\
&= \int_0^1 dt (1+t) \exp[Rg_\alpha(t)] \tag{C3}
\end{aligned}$$

$$\begin{aligned}
F(R - \alpha R + 1, \alpha R) &= \int_0^1 dt (1+t)^{R-\alpha R+1} (1-t)^{\alpha R} = \\
&= \int_0^1 dt (1+t) \exp[Rg_{1-\alpha}(t)] , \tag{C4}
\end{aligned}$$

with

$$g_\alpha(t) = \alpha \log(1+t) + (1-\alpha) \log(1-t) , \tag{C5}$$

from which

$$g'_\alpha(t^*) = 0 \Rightarrow t^* = 2\alpha - 1 , \tag{C6}$$

which is within the integration interval for $1/2 < \alpha < 1$. Using the Stirling approximation for the prefactor

$$\begin{aligned}
\frac{(R+1)!}{H!(R-H)!2^{R+m}} &\sim e^{-R[\alpha \log(1-\alpha) + (1-\alpha) \log(1-\alpha) + \log(2)]} \times \\
&\quad \times \frac{1}{2^m} \sqrt{\frac{R}{2\pi\alpha(1-\alpha)}} \tag{C7}
\end{aligned}$$

and computing $g_\alpha(t^*)$, we see that the leading exponential terms cancel out exactly, and for $m = 2$ combining all the prefactors together we finally obtain Eq. (20) of the main text.

Appendix D: Calculation of $\mathbb{E}_{R,r}$

We start from Eq. (25)

$$\begin{aligned} \mathbb{E}_{R,r} \left[\frac{\delta_{\sigma_r, \sigma_r^{(1)}}}{N_r} \right] &= \int_0^\infty ds \int_0^1 d\rho_1 f_R^{(1)}(\rho_1) \int_0^1 d\rho_2 f_r^{(2)}(\rho_2) \cdots \int_0^1 d\rho_N f_0^{(N)}(\rho_N) \sum_{\sigma_t=\pm 1} P_{\rho_1}(\sigma_t) \sum_{\sigma_t^{(1)}=\pm 1} \tilde{P}_{\rho_1}(\sigma_t^{(1)}) \times \\ &\times \delta_{\sigma_t, \sigma_t^{(1)}} e^{-s\delta_{\sigma_t, \sigma_t^{(1)}}} \sum_{\sigma_t^{(2)}} \tilde{P}_{\rho_2}(\sigma_t^{(2)}) e^{-s\delta_{\sigma_t, \sigma_t^{(2)}}} \cdots \sum_{\sigma_t^{(N)}} \tilde{P}_{\rho_N}(\sigma_t^{(N)}) e^{-s\delta_{\sigma_t, \sigma_t^{(N)}}} = \end{aligned} \quad (D1)$$

$$= \int_0^\infty ds \int_0^1 d\rho_1 f_R^{(1)}(\rho_1) \int_0^1 d\rho_2 f_r^{(2)}(\rho_2) [\rho_1 g(\rho_1) I_+(N-2, s) \chi_+(\rho_2, s) + (1-\rho_1)(1-g(\rho_1)) I_-(N-2, s) \chi_-(\rho_2, s)] , \quad (D2)$$

where I_\pm are defined in Eq. (B3) and Eq. (B4) and

$$\chi_+(\varrho, s) = g(\varrho) e^{-s} + 1 - g(\varrho) \quad (D3)$$

$$\chi_-(\varrho, s) = g(\varrho) + (1 - g(\varrho)) e^{-s} . \quad (D4)$$

Here, we have used factorization of the summations after N_r is lifted up using the s -identity, and the fact that $N-2$ summations (corresponding to the uninformed players) are identical.

Also, for uniform priors f_0 , we have that

$$I_+(N-2, s) = I_-(N-2, s) = e^{-s} \left[\frac{1}{2} e^{-s} + \frac{1}{2} \right]^{N-2} , \quad (D5)$$

leading to

$$\mathbb{E}_{R,r} \left[\frac{\delta_{\sigma_t, \sigma_t^{(1)}}}{N_t} \right] = C_N X_{R,r}(x, h) + D_N Y_{R,r}(x, h) , \quad (D6)$$

where

$$C_N = \int_0^\infty ds e^{-2s} \left[\frac{1}{2} e^{-s} + \frac{1}{2} \right]^{N-2} = \frac{2N + 2^{2-N} - 4}{(N-1)N} \quad (D7)$$

$$D_N = \int_0^\infty ds e^{-s} \left[\frac{1}{2} e^{-s} + \frac{1}{2} \right]^{N-2} = \frac{2 - 2^{2-N}}{N-1} , \quad (D8)$$

and

$$\begin{aligned} X_{R,r}(x, h) &= \int_0^1 d\rho_1 f_R^{(1)}(\rho_1) \int_0^1 d\rho_2 f_r^{(2)}(\rho_2) \times \\ &\times [\rho_1 g(\rho_1) g(\rho_2) + (1-\rho_1)(1-g(\rho_1))(1-g(\rho_2))] , \end{aligned} \quad (D9)$$

$$\begin{aligned} Y_{R,r}(x, h) &= \int_0^1 d\rho_1 f_R^{(1)}(\rho_1) \int_0^1 d\rho_2 f_r^{(2)}(\rho_2) \times \\ &\times [\rho_1 g(\rho_1)(1-g(\rho_2)) + (1-\rho_1)(1-g(\rho_1))g(\rho_2)] . \end{aligned} \quad (D10)$$

We start from

$$\begin{aligned} X_{R,r}(x, h) &= \int_0^1 d\rho_1 f_R^{(1)}(\rho_1) \int_0^1 d\rho_2 f_r^{(2)}(\rho_2) \times \\ &\times [\rho_1 g(\rho_2) g(\rho_1) + (1-\rho_1)(1-g(\rho_2))(1-g(\rho_1))] \\ &= J_1 + J_2 , \end{aligned} \quad (D11)$$

where

$$J_1 = \int_{1/2}^1 d\rho_2 f_r^{(2)}(\rho_2) \int_{1/2}^1 d\rho_1 f_R^{(1)}(\rho_1) \rho_1 \quad (D12)$$

$$J_2 = \int_0^{1/2} d\rho_2 f_r^{(2)}(\rho_2) \int_0^{1/2} d\rho_1 f_R^{(1)}(\rho_1) (1-\rho_1) . \quad (D13)$$

First, we have

$$\int_{1/2}^1 d\rho_2 f_r^{(2)}(\rho_2) = C_{r,h} \frac{1}{2^{r+1}} F(h, r-h) \quad (D14)$$

$$\int_{1/2}^1 d\rho_1 f_R^{(1)}(\rho_1) \rho_1 = \frac{C_{R,x+h}}{2^{R+2}} F(h+x+1, R-(h+x)) \quad (D15)$$

$$\int_0^{1/2} d\rho_2 f_r^{(2)}(\rho_2) = C_{r,h} \frac{1}{2^{r+1}} F(r-h, h) \quad (D16)$$

$$\begin{aligned} \int_0^{1/2} d\rho_1 f_R^{(1)}(\rho_1) (1-\rho_1) &= \frac{C_{R,h+x}}{2^{R+2}} \times \\ &\times F(R-(h+x)+1, h+x) , \end{aligned} \quad (D17)$$

where $C_{r,h} = (r+1)!/(h!(r-h)!)$ and $C_{R,x+h} = (R+1)!/((h+x)!(R-(h+x))!)$. $F(x, y)$ is defined in Eq. (18).

Therefore

$$\begin{aligned} X_{R,r}(x, h) &= \frac{C_{R,h+x} C_{r,h}}{2^{R+r+3}} \times \\ &\times \{ F(h, r-h) F(h+x+1, R-(h+x)) \\ &+ F(r-h, h) F(R-(h+x)+1, h+x) \} . \end{aligned} \quad (D18)$$

Similarly,

$$\begin{aligned} Y_{R,r}(x, h) &= \int_0^1 d\rho_1 f_R^{(1)}(\rho_1) \int_0^1 d\rho_2 f_r^{(2)}(\rho_2) \times \\ &\times [\rho_1 g(\rho_1)(1-g(\rho_2)) + (1-\rho_1)(1-g(\rho_1))g(\rho_2)] \\ &= K_1 + K_2 , \end{aligned} \quad (D19)$$

where

$$K_1 = \int_0^{1/2} d\rho_2 f_r^{(2)}(\rho_2) \int_{1/2}^1 d\rho_1 f_R^{(1)}(\rho_1) \rho_1 \quad (D20)$$

$$K_2 = \int_{1/2}^1 d\rho_2 f_r^{(2)}(\rho_2) \int_0^{1/2} d\rho_1 f_R^{(1)}(\rho_1) (1-\rho_1) . \quad (D21)$$

Using the previously computed elementary integrals, we can immediately write

$$Y_{R,r}(x, h) = \frac{C_{R,h+x}C_{r,h}}{2^{R+r+3}} \times \{F(r-h, h)F(h+x+1, R-(h+x)) + F(h, r-h)F(R-(h+x)+1, h+x)\} . \quad (\text{D22})$$

Appendix E: Calculation of $\mathbb{E}_{r,r}$

We start from Eq. (E2)

$$\mathbb{E}_{r,r} \left[\frac{\delta_{\sigma_r, \sigma_r^{(2)}}}{N_r} \right] = \int_0^\infty ds \int_0^1 d\rho_1 f_r^{(2)}(\rho_1) \int_0^1 d\rho_2 f_r^{(2)}(\rho_2) \cdots \int_0^1 d\rho_N f_0^{(N)}(\rho_N) \sum_{\sigma_t=\pm 1} P_{\rho_2}(\sigma_t) \sum_{\sigma_t^{(2)}=\pm 1} \tilde{P}_{\rho_2}(\sigma_t^{(2)}) \times \delta_{\sigma_t, \sigma_t^{(2)}} e^{-s\delta_{\sigma_t, \sigma_t^{(2)}}} \sum_{\sigma_t^{(1)}} \tilde{P}_{\rho_1}(\sigma_t^{(1)}) e^{-s\delta_{\sigma_t, \sigma_t^{(1)}}} \cdots \sum_{\sigma_t^{(N)}} \tilde{P}_{\rho_N}(\sigma_t^{(N)}) e^{-s\delta_{\sigma_t, \sigma_t^{(N)}}} = \quad (\text{E1})$$

$$= \int_0^\infty ds \int_0^1 d\rho_1 f_r^{(2)}(\rho_1) \int_0^1 d\rho_2 f_r^{(2)}(\rho_2) [\rho_2 g(\rho_2) I_+(N-2, s) \chi_+(\rho_1, s) + (1-\rho_2)(1-g(\rho_2)) I_-(N-2, s) \chi_-(\rho_1, s)] , \quad (\text{E2})$$

where χ_\pm is defined in Eq. (D3) and Eq. (D4), and I_\pm are defined in Eq. (B3) and Eq. (B4). Also, using Eq. (D5), we have that

$$\mathbb{E}_{r,r} \left[\frac{\delta_{\sigma_t, \sigma_t^{(2)}}}{N_t} \right] = C_N X_r(h) + D_N Y_r(h) , \quad (\text{E3})$$

where C_N and D_N are defined respectively in Eq. (D7) and Eq. (D8), also

$$X_r(h) = \int_0^1 d\rho_1 f_r^{(2)}(\rho_1) \int_0^1 d\rho_2 f_r^{(2)}(\rho_2) \times [\rho_2 g(\rho_2) g(\rho_1) + (1-\rho_2)(1-g(\rho_2))(1-g(\rho_1))] , \quad (\text{E4})$$

$$Y_r(h) = \int_0^1 d\rho_1 f_r^{(2)}(\rho_1) \int_0^1 d\rho_2 f_r^{(2)}(\rho_2) \times [\rho_2 g(\rho_2)(1-g(\rho_1)) + (1-\rho_2)(1-g(\rho_2))g(\rho_1)] . \quad (\text{E5})$$

We start from

$$X_r(h) = \int_0^1 d\rho_1 f_r^{(2)}(\rho_1) \int_0^1 d\rho_2 f_r^{(2)}(\rho_2) \times [\rho_2 g(\rho_2) g(\rho_1) + (1-\rho_2)(1-g(\rho_2))(1-g(\rho_1))] = J'_1 + J'_2 , \quad (\text{E6})$$

where

$$J'_1 = \int_{1/2}^1 d\rho_1 f_r^{(2)}(\rho_1) \int_{1/2}^1 d\rho_2 f_r^{(2)}(\rho_2) \rho_2 \quad (\text{E7})$$

$$J'_2 = \int_0^{1/2} d\rho_1 f_r^{(2)}(\rho_1) \int_0^{1/2} d\rho_2 f_r^{(2)}(\rho_2) (1-\rho_2) . \quad (\text{E8})$$

First, we have

$$\int_{1/2}^1 d\rho_1 f_r^{(2)}(\rho_1) = C_{r,h} \frac{1}{2^{r+1}} F(h, r-h) \quad (\text{E9})$$

$$\int_{1/2}^1 d\rho_2 f_r^{(2)}(\rho_2) \rho_2 = C_{r,h} \frac{1}{2^{r+2}} F(h+1, r-h) \quad (\text{E10})$$

$$\int_0^{1/2} d\rho_1 f_r^{(2)}(\rho_1) = C_{r,h} \frac{1}{2^{r+1}} F(r-h, h) \quad (\text{E11})$$

$$\int_0^{1/2} d\rho_2 f_r^{(2)}(\rho_2) (1-\rho_2) = C_{r,h} \frac{1}{2^{r+2}} F(r-h+1, h) , \quad (\text{E12})$$

where $C_{r,h} = (r+1)!/(h!(r-h)!)$ and $F(x, y)$ is defined in Eq. (18).

Therefore,

$$X_r(h) = (C_{r,h})^2 \frac{1}{2^{2r+3}} \{F(h, r-h)F(h+1, r-h) + F(r-h, h)F(r-h+1, h)\} . \quad (\text{E13})$$

Similarly,

$$\begin{aligned} Y_r(h) &= \int_0^1 d\rho_1 f_r^{(2)}(\rho_1) \int_0^1 d\rho_2 f_r^{(2)}(\rho_2) \times \\ &\times [\rho_2 g(\rho_2)(1 - g(\rho_1)) + (1 - \rho_2)(1 - g(\rho_2))g(\rho_1)] \\ &= K'_1 + K'_2 \end{aligned} \quad (\text{E14})$$

where

$$K'_1 = \int_0^{1/2} d\rho_1 f_r^{(2)}(\rho_1) \int_{1/2}^1 d\rho_2 f_r^{(2)}(\rho_2) \rho_2 \quad (\text{E15})$$

$$K'_2 = \int_{1/2}^1 d\rho_1 f_r^{(2)}(\rho_1) \int_0^{1/2} d\rho_2 f_r^{(2)}(\rho_2)(1 - \rho_2) . \quad (\text{E16})$$

Using the previously computed elementary integrals, we can immediately write

$$\begin{aligned} Y_r(h) &= (C_{r,h})^2 \frac{1}{2^{2r+3}} \{F(r-h, h)F(h+1, r-h) \\ &+ F(h, r-h)F(r-h+1, h)\} . \end{aligned} \quad (\text{E17})$$

Appendix F: Explicit expressions for Ψ_{\min} and Ψ_{\max} for $M = 1$

Let us put ourselves in the simplified setting $M = 1$ (single round of the game). Recalling (5) and the various intermediate results

$$\mathbb{E}_R \left[\frac{\delta_{\sigma_\tau, \sigma_\tau^{(1)}}}{N_\tau} \right] = \frac{2 - 2^{1-N}}{N} \Xi_R(H) \quad (\text{F1})$$

$$\mathbb{E}_{R,r} \left[\frac{\delta_{\sigma_t, \sigma_t^{(1)}}}{N_t} \right] = C_N X_{R,r}(x, h) + D_N Y_{R,r}(x, h) \quad (\text{F2})$$

$$\mathbb{E}_{r,r} \left[\frac{\delta_{\sigma_t, \sigma_t^{(2)}}}{N_t} \right] = C_N X_r(h) + D_N Y_r(h) \quad (\text{F3})$$

$$\mathbb{E}_0 \left[\frac{\delta_{\sigma_\tau, \sigma_\tau^{(2)}}}{N_\tau} \right] = \frac{1}{2} \frac{2 - 2^{1-N}}{N} , \quad (\text{F4})$$

we get

$$\begin{aligned} \Psi_{\min}/\phi &= \max[(2 - 2^{1-N})\Xi_R(h+x) \\ &- NC_N X_{R,r}(x, h) - ND_N Y_{R,r}(x, h), 0] \end{aligned} \quad (\text{F5})$$

$$\begin{aligned} \Psi_{\max}/\phi &= \max[NC_N X_r(h) + ND_N Y_r(h) \\ &- \frac{1}{2}(2 - 2^{1-N}), 0] , \end{aligned} \quad (\text{F6})$$

where

$$\begin{aligned} \Xi_R(H) &= \frac{(R+1)!}{H!(R-H)!2^{R+2}} [F(H+1, R-H) + \\ &+ F(R-H+1, H)] , \end{aligned} \quad (\text{F7})$$

with

$$F(x, y) = \int_0^1 dt (1+t)^x (1-t)^y = \frac{{}_2F_1(1, -x; y+2; -1)}{y+1} . \quad (\text{F8})$$

Furthermore, we have

$$C_N = \frac{2N + 2^{2-N} - 4}{(N-1)N} \quad (\text{F9})$$

$$D_N = \frac{2 - 2^{2-N}}{N-1} \quad (\text{F10})$$

$$\begin{aligned} X_r(h) &= (C_{r,h})^2 \frac{1}{2^{2r+3}} \{F(h, r-h)F(h+1, r-h) \\ &+ F(r-h, h)F(r-h+1, h)\} \end{aligned} \quad (\text{F11})$$

$$\begin{aligned} Y_r(h) &= (C_{r,h})^2 \frac{1}{2^{2r+3}} \{F(r-h, h)F(h+1, r-h) \\ &+ F(h, r-h)F(r-h+1, h)\} \end{aligned} \quad (\text{F12})$$

$$\begin{aligned} X_{R,r}(x, h) &= \frac{C_{R,h+x} C_{r,h}}{2^{R+r+3}} \times \\ &\times \{F(h, r-h)F(h+x+1, R-(h+x)) \\ &+ F(r-h, h)F(R-(h+x)+1, h+x)\} \end{aligned} \quad (\text{F13})$$

$$\begin{aligned} Y_{R,r}(x, h) &= \frac{C_{R,h+x} C_{r,h}}{2^{R+r+3}} \times \\ &\times \{F(r-h, h)F(h+x+1, R-(h+x)) \\ &+ F(h, r-h)F(R-(h+x)+1, h+x)\} \end{aligned} \quad (\text{F14})$$

in terms of constants $C_{p,q} = (p+1)!/(q!(p-q)!)$.