

netFound: Foundation Model for Network Security

Satyandra Guthula*

University of California Santa Barbara

Roman Beltiukov*

University of California Santa Barbara

Navya Battula

University of California Santa Barbara

Wenbo Guo

University of California Santa Barbara

Arpit Gupta

University of California Santa Barbara

Inder Monga

Energy Sciences Network

Abstract—Developing generalizable ML-based solutions for disparate learning problems in network security is highly desired. However, despite a rich history of applying ML to network security, most existing solutions lack generalizability. This lack of progress can be attributed to an overreliance on supervised learning techniques and the associated challenges of curating well-specified labeled training data. This paper addresses a fundamental gap by introducing a novel transformer-based network foundation model, netFound. We employ self-supervised learning techniques on abundant, unlabeled network telemetry data for pre-training. This pretrained model can subsequently be fine-tuned to create generalizable learning artifacts for disparate learning tasks, even when using commonly available but challenging labeled datasets that are sparse, noisy, and skewed. To realize this goal, netFound leverages various domain-specific attributes and constraints unique to network data (packet traces) by developing *multi-modal embeddings, protocol-aware tokenization, data-driven token composition, and hierarchical transformers*. Our results demonstrate that netFound’s domain-specific design choices ensure that it (1) effectively captures the hidden networking context in production settings, (2) outperforms four different SOTA methods on five different learning tasks, and (3) is robust to both noisy labels and learning shortcuts—critical for developing generalizable ML models in practical settings.

1. Introduction

Machine learning for network security. Security researchers have a rich history of utilizing ML techniques to automate security decision-making and democratize network security systems [1], [2], [3]. However, existing ML artifacts encounter challenges when it comes to generalization, meaning they often struggle to perform as expected in more complex production settings. These challenges stem from the conventional ML pipeline used to develop these models [4], [5]. Specifically, the existing workflow heavily relies on curating high-quality labeled data from the target network environment and manually selecting feature engineering methods to transform the raw curated data into appropriate representations for model training [6], [7], [8].

In practice, the curated datasets are often limited in size, with very few data points, and some critical data points lack labels or contain noise, including a subset of data points that are mislabeled [9]. These data quality issues contribute to model underspecification problems, such as shortcut learning and spurious correlations, ultimately affecting the learning model’s ability to generalize [10], [11].

Furthermore, the over-reliance on human expertise often leads to difficulties in identifying the right representations (i.e., features) for specific learning problems. This hinders the model’s ability to capture critical causal relationships in the data, ultimately affecting its performance in realistic settings [4], [5].

Opportunity: Foundation models. These challenges are not unique and have also impacted other application domains, including vision, natural language processing (NLP), and more. To address these issues, researchers in these domains have explored the design of *foundation models* [12], pre-trained solely using unlabeled data. These pre-trained models learn the inherent relationships in the data through self-supervised learning methods, effectively capturing the hidden context. Applying these pre-trained models to various downstream tasks has yielded transformative results in different ML application domains, particularly in NLP (e.g., GPT4 [13], BERT [14]) and vision (e.g., Vision transformer [15]). Recent advances, such as the commoditization of the new ASIC programmable data plane, have democratized access to unsampled packet traces from production networks for extended durations [16], [17]. These recent developments motivate exploring whether and how one can develop foundation models for networks, primarily focusing on addressing network security problems.

Challenges in developing network foundation models. We have observed a few recent attempts to develop foundation models for networking that aim to extract the hidden networking context using self-supervised learning techniques. The hidden networking context could include the semantics of different applications and network protocols, along with their interactions with dynamic network conditions. For instance, to accurately predict various TCP flags, the pre-trained model needs to understand the semantics of the flow’s congestion control algorithms and how they respond to network events like packet drops or delays in

*. Both authors contributed equally.

acknowledgments.

However, most of these research efforts treat or transform network traffic data as natural language or images and then directly employ foundation models designed for those domains (or with only minor modifications) [18], [19]. These approaches overlook the fundamental differences in data attributes between networking data and natural language or images. As demonstrated in Section 6, foundation models that do not capture the unique characteristics of networking data even perform worse than existing supervised learning-based approaches tailored to networking data. As such, it is crucial for networking foundation models to consider domain-specific attributes and constraints to effectively capture the hidden networking context.

Specifically, network data exhibit the following four key characteristics. First, network data is *multi-modal*, comprising diverse types of information such as packet fields (e.g., `tcp_flag`), temporal details (inter-arrival time), contextual information (e.g., direction), and statistical aggregates (e.g., the total number of packets). For instance, relationships within packet fields are dictated by data-plane protocols (e.g., TCP, IPv4, Ethernet), and those across a packet stream in a connection (e.g., TCP session) are influenced by the dynamics between the transport protocol and application logic under varying network conditions (e.g., packet loss, queuing delays). Understanding these relationships requires extracting the inherent multi-modal information.

Second, network packet headers have a *pre-defined structure* (i.e., predefined fields). Preserving the header structure is critical for an ML model to understand its networking environment and traffic attributes. However, directly applying existing tokenization methods, specialized for text data, may disrupt the header structure.

Third, network data inherently follows a *hierarchical* structure, comprising a sequence of packets grouped into bursts, flows, services, hosts, prefixes, ASes, and more. Different network security learning problems make decisions at varying granularity levels within this hierarchy. Therefore, it is crucial to develop modular foundation models that support easy extension to downstream tasks at different granularities.

Last but not least, the network data exhibits a *heavy-tailed* sequence length distribution at all granularities (packets, bursts, flows, etc.), meaning most sequences are short, but some are extremely long. This attribute necessitates careful consideration of the input sequence length, balancing between the information to digest (long sequences) and the computational cost (short sequences).

Our solution. We propose a novel transformer-based network foundation model that effectively captures the unique attributes of network traffic data. Our model makes four contributions: **(1)** To capture the multi-modal information, we introduce a novel *multi-modal embedding* method that integrates information from packet fields with relevant meta-data (e.g., statistical features, direction, position, etc.), enhancing our model to accommodate the diverse data modalities present in network traffic. **(2)** To model the packet header structure, we propose a *protocol-aware tokenizer* that preserves the field structures within header tokens. Rather

than treating each byte or byte pair as a single token, our method implements modifications or splits header fields for different protocols (TCP, UDP, IP, etc.) to preserve their semantic meanings. **(3)** To capture the inherent hierarchy in network data, we design our model as a *hierarchical transformer*. This approach enables parameter sharing across different granularity levels (e.g., packets, bursts, flows, etc.), offering better opportunities to learn inherent hierarchies in the network data. **(4)** To manage heavy-tailed sequences across different hierarchies, we develop a *data-driven token composition* approach to determine the composition of tokens for sequences at different hierarchies, i.e., packets, bursts, and flows—striking a balance between performance and scalability. By incorporating these innovative features, our transformer-based network foundation model maps a sequence of (encrypted) network packets into fixed-size network data representations that capture complex hidden networking contexts at different granularities.

To demonstrate the value of netFound, we first compare netFound with four state-of-the-art ML-based solutions in five distinct downstream tasks. Our baselines include the state-of-the-art foundation model for network security—ET-BERT [18] and YaTC [19], that use off-the-shelf foundation models with minor modifications. **First**, We show that netFound outperforms all baselines in traffic classification and application classification tasks (Crossmarket and VPN) with a statistically significant margin (p -value < 0.05), and performs equivalent or better on the other tasks. **Second**, we demonstrate netFound’s robustness to *shortcuts* and *noisy labels*, two critical but real-world challenges for ML-based network security solutions [11]. Our result shows that unlike supervised learning-based solutions, which are fragile to these challenges, netFound only observes less than a 5% accuracy drop when 40% of the training data is unlabeled or mislabeled. **Third**, we conduct an ablation study to illustrate the efficacy of our four key design choices. **Lastly**, through a detailed case study, we demonstrate how netFound learns different multi-modal relationships to understand the hidden networking context effectively. To the best of our knowledge, netFound is the first networking foundation model that explicitly captures the unique domain-specific characteristics of networking data and demonstrates effectiveness and robustness across multiple network security problems.

In summary, we make the following contributions.

- We develop netFound, a network foundation model that explicitly captures the unique attributes of network data through the following designs: a *multi-modal embedding layer* to capture cross-modal dependencies between different packet fields, a *protocol-aware tokenizer* to preserve the semantic integrity of disparate packet fields, a *hierarchical transformer* to capture inherent hierarchies and a *data-driven token composition approach* to handle heavy-tail sequence distributions.
- We use packet traces from a production network for pre-training and demonstrate the efficacy of this pre-trained model in capturing various critical multi-modal and hierarchical interdependencies in network data.
- We demonstrate netFound’s superior performance

against four SOTA methods on five popular downstream tasks in network security, including application fingerprinting, IDS detection, brute-force attack detection, etc. We also conduct a rigorous ablation study to validate the effectiveness of our model design.

- To validate the generalizability and practicability of netFound, we further demonstrate its robustness against temporal drift, environment variations, as well as noisy labels and shortcuts in downstream tasks.
- To facilitate future research, we have released netFound’s source code at <https://github.com/SNL-UCSB/netFound>.

2. Background and Problem Scope

2.1. Machine learning in Network Security

Network traffic classification/Application fingerprinting.

This problem involves the categorization of network traffic based on its characteristics, patterns, or content [20], [21]. The most common traffic classification task is application identification, which recognizes applications such as web browsing, file sharing, video streaming, and email based on collected network traffic and corresponding network configurations [22]. ML formulates application classification as a multi-class classification problem, where each class represents one application and trains supervised classifiers from a (well-)labeled training dataset. Existing research has demonstrated the effectiveness of ML techniques in application classification for network traffic under various network communication setups (VPN and Tor) [23], [24], [25], and when network traffic is encrypted [6], [18].

Network intrusion/anomaly detection. This application identifies network traffic that may indicate malicious activities or intrusion attempts. At a coarse-grained level, existing research often treats anomaly detection as a binary classification problem, where ML models are trained to determine whether a specific network packet or group of packets (i.e., a burst or a flow) is benign or malicious. Similar to traffic classification, existing techniques learn a supervised classifier using a training set with labeled benign and malicious traffic [26], [27]. Some researchers also explore unsupervised learning techniques, which train a model to capture the characteristics of normal traffic and detect deviations from it [28], [29]. At a more fine-grained level, researchers label traffic with the specific type of attack it belongs to and train supervised multi-class classifiers. These classifiers recognize specific intrusion attack types associated with the analyzed traffic.

Other learning problems. ML has been successfully applied to various other network security challenges, including botnet detection [30], vulnerability assessment [31], etc. These applications are also modeled as either supervised classification problems, where the models learn from labeled data to classify instances, or unsupervised outlier detection problems, where the models identify anomalies without prior knowledge of specific classes.

2.2. Existing Techniques and Limitations

We can divide existing ML-based network security tools into either task-specific or task-agnostic.

2.2.1. Task-specific techniques. Such solutions involve extracting different features from the network traffic data to curate a (labeled) training set and then using it to train a supervised model for each learning task. Most techniques focus on decision-making at the flow-level granularity and vary in the modality of features considered (temporal information [20], [32], [33], [34], packet fields [28], [35], [36], [37], [38], [39], aggregate statistics [24], etc.), feature extraction methods, and model specifications. Among these efforts, a noteworthy solution is “Look Behind the Curtain” [6] (further denoted as “Curtain” in this paper), which leverages multi-modal information in network data, outperforming all other solutions in this category.

Limitations. Developing task-specific models heavily relies on the availability of abundant high-quality labeled training data that accurately represents the target environment. Unfortunately, curating such datasets remains a daunting task, leading to the use of low-quality publicly available training data that is noisy with limited labeled data points. Recent works [10], [11] have demonstrated that training supervised learning models with low-quality data results in underspecification issues (e.g., learn shortcuts, overfit to training data, learn spurious correlations, etc.), leading to poor generalization. Consequently, models trained using these techniques are either not performant or fail to generalize effectively.

2.2.2. Task-agnostic techniques.. Solutions in this category develop pre-trained models using unlabeled network data to learn intermediate network data representations. These representations later will be used to train classification models for various downstream learning tasks using labeled data. These solutions vary in feature extraction methods, and representation learning models [27], [29], [40], [41]. For instance, nPrintML [27] represents traffic data as fixed-size binary feature vectors (referred to as nPrint vectors), where each bit for different packet fields has a pre-defined position. Although there is no explicit learning component, it is argued that the nPrint representation can adapt to various model architectures for different downstream learning tasks. However, as shown in Section 6, nPrint vectors can only represent superficial network features, potentially leading to learning shortcuts in downstream tasks. In contrast, Kitsune [29] extracts statistical features from the incoming packet stream across multiple temporal windows. These features are clustered and fed to an AutoEncoders to learn compressed data representations. While it is theoretically possible to fine-tune these representations for various tasks, Kitsune has primarily been used for anomaly detection.

Transformer-based network foundation models. Inspired by the success of foundation models in other domains and the ease of collecting unlabeled telemetry data, we have witnessed the development of multiple network foundation

models in recent years [18], [19], [42], [43], [44], [45], [46]. These solutions vary in input tokenization, embedding, model specifications, and related pre-training tasks. Most of these solutions treat network data as natural language or images and employ transformer models developed for these domains as the network foundation models. For example, ET-BERT [18] and TrafficGPT [45] treat network data as natural language and use BERT and GPT, two typically transformer architectures designed for NLP, as their foundation models. In contrast, YaTC [19] and Flow-MAE [43] treat network data as images and use transformers developed for the computer vision domain, such as Vision Transformer [47] and Masked Autoencoders [48].

Limitations. All the existing network foundation models fail to leverage the unique domain-specific attributes and constraints of network data, thus struggling to effectively extract the underlying complex hidden networking context. For instance, ET-BERT [18] focuses solely on one information modality (i.e., the encrypted payload content of packets), uses protocol-agnostic tokenization, and considers a limited number of tokens, while also ignoring crucial temporal information needed to identify packet bursts. This approach hinders its ability to capture the interdependencies between different critical packet header fields across disparate bursts in a flow. Similarly, PERT [42] and LENS [46], despite introducing different pre-training tasks, inherit the core limitations of ET-BERT. TrafficGPT [45] examines relatively longer sequences with sparse attention but continues to use protocol-agnostic tokenization, which fails to maintain the semantic integrity of different packet fields. Moreover, despite ingesting longer sequences, its design is agnostic to inherent network hierarchies. Consequently, though it considers longer sequences than previous work, it naively selects tokens from the first few packets in a flow—failing to ingest critical tokens across different bursts of the flow and effectively capturing the hidden networking context. In contrast, YaTC [19] and Flow-MAE [43] treat network data as an image, capturing dependencies between tokens within a packet and adjacent packets. However, they only focus on smaller sequences extracted from the initial packets in a flow, disregard temporal dynamics, and lack support for parameter sharing. This limits their ability to understand critical interdependencies across different packet fields at various granularities. The inability of these models to fully capture the domain-specific attributes of network data severely limits their potential, affecting their performance in downstream learning tasks as detailed in Section 6.

3. Overview of netFound

To address the limitations of existing task-agnostic techniques, we design netFound, a novel foundation model, explicitly designed to capture unique network data characteristics. By leveraging abundant unlabeled network telemetry data, our model catalyzes the development of performant, generalizable, and robust fine-tuned learning models. These models are tailored for diverse learning problems in network

security, even when faced with sparse, skewed, and noisy labeled data. This section provides an overview of our design choices, followed by more technical details in Section 4.

3.1. Preserving Packet Field Semantics

As a first step, we explore how to tokenize packet fields in network data. Recall that packet headers are structured according to various data-plane protocols such as TCP, UDP, and IP. To effectively capture the underlying networking context, it is essential for the foundation model to not only consider individual packet fields but also preserve their semantic integrity during the tokenization process. Existing works (e.g., ET-BERT [18]) utilize protocol-agnostic fixed-sized chunks (e.g., 2 bytes) for tokenization, which can blend different packet fields, resulting in a loss of semantic meaning. Conversely, nprintML segments packet headers into one-bit chunks, maintaining their relative positions across protocols. While this method partially preserves semantic integrity, it complicates the learning process by requiring the model to discern relationships between tokens that represent segments of the same packet field, increasing the underspecification risk [10], [11]. To overcome these challenges, we employ a *protocol-aware tokenization* strategy, segmenting packet headers based on their protocol-specific fields. This approach allows for variable byte lengths among tokens without complicating embedding or model training. By preserving the semantic integrity of packet fields, the model learns the hidden network context more effectively.

3.2. Capturing Multi-Modal Inputs

Next, we explore how to embed multi-modal information/features into tokens. As previously mentioned, network data contains various types of multi-modal information—essential for uncovering the complex hidden networking context. To capitalize on this, we embed multi-modal data—such as temporal details (timestamps), statistical aggregates (e.g., number of bytes or packets per sequence), and contextual information (e.g., direction, hostname, ASN)—as *metadata* within the tokens derived from packet fields. This metadata is often invariant across tokens within the same granularity level. For example, all tokens within a burst share the following meta information: number of packets/bytes in a burst, direction, etc.

We have two options for embedding this metadata: directly concatenating it to each input token at the finest granularity or combining it with the learned data representations at coarser granularities. We opt for the former approach because it enables the transformer model to discern and utilize cross-modal dependencies between metadata features and packet content using self-attention mechanisms. This method not only preserves the integrity of the metadata but also ensures the model’s adaptability for incorporating more effective features in the future. Importantly, embedding additional metadata enhances each token’s content without increasing the sequence length, thus maintaining scalability.

This approach ensures a comprehensive capture and utilization of multi-modal information, improving the model’s ability to understand and utilize the complex intricacies of network data effectively.

3.3. Handling Variable-Length Sequences

We now explore the selection of input tokens for model training, addressing two key challenges: (1) the scalability of training models on very long sequences limits us to a finite number of tokens; and (2) the heavy-tailed distribution of sequence lengths at various granularities necessitates maximizing the information extracted from tokens across different layers such as packets, bursts, and flows to enhance learning opportunities for the network foundation model. Existing solutions often overlook the inherent hierarchy in network data, typically serializing tokens within and across packets and selecting only the initial ones for input, thus neglecting critical information in later packet fields within a burst or flow and failing to capture dependencies across packets and bursts [18], [27], [43]. To overcome these limitations, we adopt a data-driven approach where we explore the distribution of sequence lengths in the training data and then select median bursts to represent each flow and median packets for each burst, using padding for shorter sequences. This median selection strikes a balance between sequence length and minimizing padded tokens, which is wasteful. Note that selecting higher percentile values (e.g., max or 100 percentile) instead of the median would result in longer sequences (difficult to scale) with a significant fraction of padding (wasteful), whereas smaller percentile values would involve selecting fewer tokens, compromising the learning ability of the pre-trained foundation model.

3.4. Leveraging Inherent Hierarchy

We now explore how to design the model architecture for the network foundation to ensure it leverages inherent hierarchy in network data. As a first step, we utilize the transformer as the core architecture as it offers several advantages over other architectures, such as variational auto-encoders (VAEs) [49], generative adversarial networks (GANs) [50]), etc. For instance, transformers excel at capturing long-term dependencies, handling varied input modalities, and supporting self-supervised learning—crucial for dealing with the abundant and multi-modal unlabeled data in networking. These capabilities, coupled with the self-attention mechanism, enhance the model’s adaptability and generalizability across different datasets, making it ideal for learning the inherent network data hierarchies and applying them to various downstream tasks.

Strawman 1: Disaggregated models. One option is to disaggregate foundation models, i.e., train different foundation models to represent packets, bursts, flows, sessions, devices, etc. However, this approach is ineffective at finer granularities and hard to scale for coarser ones. Specifically, such an approach fails to capture the relationships across

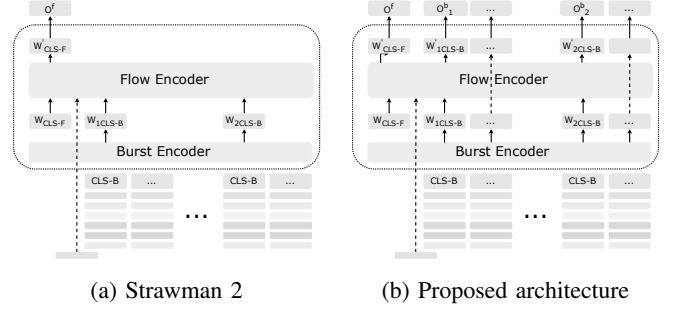


Figure 1: Comparison between a naive hierarchical model (strawman 2) and the proposed hierarchical transformer.

various packets, bursts, flows, and so on, resulting in ineffectiveness at finer granularities. Moreover, models working at coarser granularity levels must manage extremely long sequences to perform effectively. Balancing performance and scalability with this approach is challenging given the non-linear relationship between sequence length and training time for transformers [51]. These observations motivate a *hierarchical transformer architecture*, where we iteratively feed representations from finer granularities to learn representations for the coarser ones.

Strawman 2: Naive hierarchical architecture. Figure 1a illustrates the adaptation of hierarchical models from NLP and binary analysis tasks [52], [53] to network data. It shows the division of a network flow into multiple bursts, each containing a set number of packets, which in turn hold fixed token counts. The feature vectors from each burst, detailed later in Section 4, are fed into a burst encoder—a transformer that outputs burst representations. These are then processed by a flow encoder, another transformer, which constructs a comprehensive flow representation. However, this method faces substantial challenges: it primarily supports end-to-end supervised learning at the flow level without enabling token-level self-supervised pre-training, and it fails to account for dependencies within the same granularity, such as the interplay between packet attributes across bursts.

Proposed hierarchical architecture. To tackle these limitations, we borrow the idea from the hierarchical transformer in NLP [54] and propose a customized hierarchical architecture for network data with a *skip connection*. Similar to the naive structure, we also use a transformer model as the first layer to process each burst. As demonstrated in Figure 1b, this model outputs a representation for each token in the current burst together with a holistic representation for the burst (CLS). Then, we feed the concatenated input into the second-layer transformer, where we integrate the skipping connection. More specifically, we only input the burst representations to the second layer (indicated by the solid lines) and *skip the token representations* (indicated by the dash lines). Similar to the aforementioned hierarchical structure, the first layer can still capture the token dependencies within bursts, and the second layer can still capture the cross-burst dependency.

In addition, our model could further capture the token

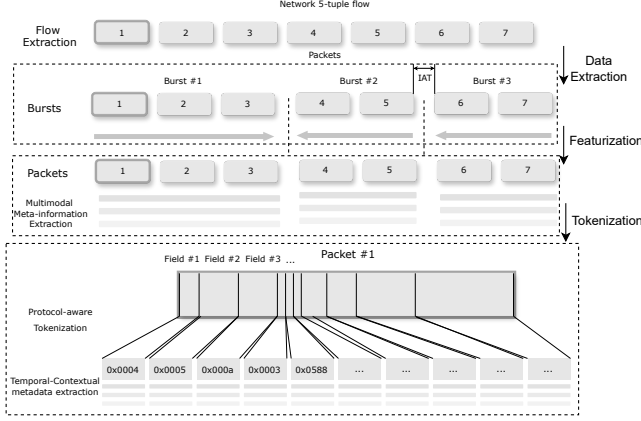


Figure 2: **Data extraction, Featurization & Protocol-aware Tokenization:** Pipeline for converting the packet traces into tokens with metadata. After the flows are extracted from packet traces, we collect the relevant fields into features at different granularities, following which we convert them into tokens.

dependencies across bursts, which cannot be modeled by naive structure in Figure 1a. More importantly, the outputs of the second layer contain the representation for each input token. This enables us to mask input tokens and predict the masked tokens with their hidden representations. As such, we can train the model with the standard transformer’s masking and prediction objective function, which is much more effective and efficient than the auto-encoder objective function [14]. Our method integrates additional CLS tokens at each granularity level to obtain a holistic representation, which will then be used for downstream tasks at that level. As detailed in Section 4, skip connections facilitate parameter sharing across hierarchical layers, enabling our model to handle long flows without truncation.

4. netFound’s Workflow

4.1. Data Pre-processing

We describe how we transform raw packet traces into fixed-sized tokenized representations amenable to transformers.

Step 1: Data extraction. We leverage passively collected packet traces as input. First, we split the larger packet captures (stored as pcaps) into smaller files, one for each flow. Similar to previous works [7], [27], [41], we consider a flow as a group of packets with the same five tuples, i.e., `srcIP`, `dstIP`, `srcPort`, `dstPort`, and `proto` fields. We discard all flows with just 1-2 packets, as most of them are attributable to noisy scanning activities and don’t contribute to learning meaningful networking context.

Next, we categorize packets within a flow into “bursts”, defined as groups of packets sharing the same direction (inbound or outbound) and having an inter-packet gap of less than or equal to 10 ms. This categorization results in variable quantities of packets per burst and bursts per flow.

We have chosen 10 ms as an inter-packet gap as a value that covers 90% percentile of last-mile RTT for our training data, allowing us to set the clear separation border between bursts. Please note, that this value can be changed as per the environment of packet capture.

Then, we standardize the number of packets per burst and bursts per flow. This enables applying the batch operation for transforming training that improves the scalability. We consider up to **12 bursts** per flow and **six packets** (including padding if necessary) per burst, representing corresponding median values as discussed in Section 3.3.¹ This strategy strikes a reasonable balance between the issues of excessive padding and sequence length while preserving critical inter-packet dynamics.

Step 2: Featurization. For each packet in a burst, we extract various network, transport, and application layer packet fields, transforming these raw fields into a fixed-size vector. Our model eschews flow identifiers like IP addresses, port numbers, SNIs, and domain names, which remain constant within a flow, and do not contribute to learning the flow’s latent representation. This strategy ensures that our model focuses on understanding how the hidden networking context influences the spatial-temporal interrelations between packet fields within a flow. To this end, we limit our extraction to the first 12 bytes in the application layer. This specific choice enables the model to glean insights from unencrypted application-layer fields (e.g., DNS header) while circumventing potential learning shortcuts via service name identifiers (SNI) in TLS headers or domain names in DNS messages. Specifically, we consider up to 13 different packet fields and up to 279-bit long vectors to represent packets, depending on the transport layer protocol. Table 7 (in the Table A) lists the set of packet fields we consider for generating the feature vector.

Besides packet fields, we also extract various *metadata* fields from the network data. Specifically, we extract contextual and statistical information at packet- and burst-level, such as direction (outbound vs. inbound), number of bytes per burst, number of packets per burst, start time of a burst, inter-arrival time, etc. Note that for tasks necessitating decisions at coarser granularities, such as OS fingerprinting, we can leverage our modular design to integrate the hidden representations of a flow, learned by the model with the flow-level meta information, which includes identifiers (e.g., five-tuples) as well as various flow-level statistical features (e.g., average inter-arrival time, the total number of bytes, etc.) to decipher the latent attributes of pertinent target end hosts.

Step 3: Tokenization. To tokenize the extracted packet-level feature vector, we opt for 2-byte (16-bit) tokens. As mentioned in 2.2, we are using a protocol-aware tokenization strategy, splitting the tokens as per the packet fields to help model the dependencies between them.

- We parse the packet headers and extract them into

1. Note that these numbers are specific to the training data collected from a campus network, which we used for pre-training (see Section 5 for details).

separate two-byte-wide tokens. We explicitly extract individual fields from the headers and expand them to two bytes if needed, presenting the model with semantically correct and structurally consistent information. For example, we expand the four-bit IP Header Length field into a separate 2-byte token during tokenization.

- As TCP Sequence and Acknowledgement numbers are 32-bit values, we split them into two tokens each, representing higher bits and lower bits of these fields as separate tokens.
- We capture the first 12 bytes of the payload per packet. This choice allows us to incorporate critical application-level fields, such as TLS client/server versions, while excluding common learning shortcuts. For example, the server name indicator (SNI) in TLS client hello messages, which is not included in the first 12 bytes, is omitted.
- The fields vary across protocols (e.g., TCP, UDP, etc.), and hence we generate a different set of tokens for each protocol.

Consequently, for each vector, we generate up to 18 tokens per packet. This results in a maximum of 108 tokens for each burst, assuming up to six packets per burst, and extends to 1296 tokens for each flow, with up to 12 bursts per flow. We include the protocol number as a metadata feature for each flow to account for variations in token lengths and positions that arise from different protocols.

We also incorporate several *special tokens* for learning. Firstly, the [PAD] token is used to equalize input lengths, facilitating batch operation. For instance, for an input set to 90 tokens, each burst comprising 108 tokens gets segmented into six inputs, with the final segment containing 18 [PAD] tokens to maintain uniform token counts across inputs. Secondly, we introduce two distinct tokens: a burst-level [CLS-B] token and a flow-level [CLS-F] token. As illustrated in Figure 1b, the [CLS-B] token precedes each burst, with its output serving as an aggregate representation of the bursts. Conversely, the [CLS-F] token is positioned at the forefront of all burst representations within a flow, providing a comprehensive representation of the entire flow. Lastly, we employ the [MASK] token to represent nullified entries that require restoration during the self-supervised pre-training phase.

4.2. Token Embedding

This step involves processing a set of tokens at varying levels of granularity. To ensure the model remains differentiable, we convert the discrete one-hot representation of each token into a continuous, differentiable representation. We implement three types of embeddings for each token: packet field, positional, and metadata. More concretely, we denote each input sequence as $\mathbf{X}^p \in \mathbb{R}^{l \times p}$, where $p = 65,539$ equals the vocabulary size of all tokens, including the special tokens. The i -th row in \mathbf{X}^p is the one-hot representation of the i -th token in the input, with one element as one and all the other elements as zero. We then denote the meta-information as $\mathbf{X}^m \in \mathbb{R}^k$, where each element represents

k attributes. In our current implementation, please note that we considered five different meta attributes (i.e., $k = 5$) for each (packet-field) token: the direction of the burst it belongs to, the total number of packets and bytes in the burst, the difference in its burst’s arrival time compared to the previous one, and protocol for the flow to ingest a different number of tokens due to different header fields across protocols.

Packet field token embedding. Following the classical WordEmbedding technique [55], we design a token embedding layer that takes as input \mathbf{X}^p and outputs an embedding for \mathbf{X}^p , denoted as $\mathbf{E}^T \in \mathbb{R}^{l \times q}$. Here, q is a hyper-parameter, standing for the embedding dimension, and l denotes the input length. This layer conducts a linear operation with a learnable weight $\mathbf{W}_T \in \mathbb{R}^{p \times q}$ that transforms \mathbf{X}^p into the token embedding $\mathbf{E}^T \in \mathbb{R}^{l \times q}$ ($\mathbf{E}^T = \mathbf{X}^p \mathbf{W}_T$).

Positional embeddings. We also designed two positional embeddings at the token and the burst level. As demonstrated in Figure 2, our token-level positional embedding is added to the tokens in each burst, ranging from 1 to 108. Each positional embedding is converted into a vector $\mathbf{E}^P \in \mathbb{R}^q$ using the positional embedding layer in the standard transformer model. The readers could refer to [14] for more details about computing this embedding. For the burst-level positional embedding, we add the embedding ranging from 1 to 13 to the [CLS-F] and the 12 burst representations obtained from the burst encoder. We use the same positional embedding layer to compute this positional embedding.

Metadata embedding. We design a meta-information embedding layer to transform the input meta-information \mathbf{X}^m into an embedding with the same dimension as the token and positional embedding, denoted as $\mathbf{E}^M \in \mathbb{R}^q$. Like token embedding, we leverage a linear operation to compute \mathbf{E}^M . That is $\mathbf{E}^M = \mathbf{X}^m \mathbf{W}_M$, where $\mathbf{W}_M \in \mathbb{R}^{5 \times q}$ is a learnable weight.

After computing these five embeddings, we compute a final embedding for each token \mathbf{E}_i as the summation of the corresponding three embeddings for each token ($\mathbf{E}_i = \mathbf{E}_i^T + \mathbf{E}_i^P + \mathbf{E}^M$). We treat this concatenation of this embedding as the input to our hierarchical transformer model, where each input is denoted as $\mathbf{E} \in \mathbb{R}^{l \times q}$. Unlike the token and positional embedding, all the tokens in the same burst will share the same meta-information embedding.

4.3. Pre-training netFound

As mentioned above, we build the hierarchical model based on the transformer, the predominant architecture for foundation models in various domains [12]. In the following, we introduce the technical details of the transformer, followed by our design of stacking transformers with skip connections.

Transformer. The transformer model consists of a series of attention layers, where each attention layer applies the self-attention mechanism [56] multiple times in parallel. More specifically, the first attention layer takes as input a sequence of the final embedding \mathbf{E} introduced above. It consists of H self-attention mechanisms, denoted as attention head.

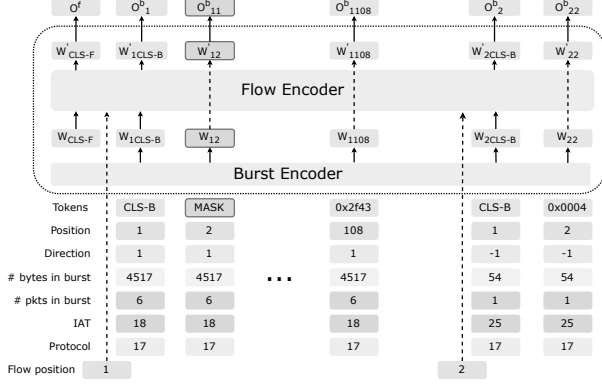


Figure 3: Pre-training—the hierarchical transformer uses a subset of tokens, selected using data-driven methods, for model training. These tokens are extracted from packet fields through protocol-aware tokenization and are augmented with multi-modal embeddings. The dash lines in the model represent the skip connections.

Each attention head first maps this embedding into three distinct representations, denoted as $\mathbf{K}^h \in \mathbb{R}^{l \times q/H}$ (key), $\mathbf{V}^h \in \mathbb{R}^{l \times q/H}$ (value), and $\mathbf{Q}^h \in \mathbb{R}^{l \times q/H}$ (query). These mappings are computed through three affine transformations with learnable weights (fully connected layer). Then, the self-attention operation is conducted by computing the attention weights based on the key and query and then applying the weights to the value, $\mathbf{O}^h = \text{softmax}(\frac{\mathbf{Q}^h(\mathbf{K}^h)^T}{\sqrt{q/H}})\mathbf{V}^h$,

where $\sqrt{q/H}$ is a scaling factor, and softmax is for normalization. The attention weight for a square matrix $\mathbf{A}^h \in \mathbb{R}^{l \times l}$, where \mathbf{A}_{ij}^h expresses the weight of \mathbf{E}_j on \mathbf{E}_i when updating \mathbf{E}_i . The attention output $\mathbf{O}^h \in \mathbb{R}^{l \times q/H}$ is a new embedding of the input \mathbf{E} that captures the correlations within the input tokens. Finally, the output of each attention head will be concatenated and passed through a fully connected layer to obtain the final output \mathbf{O} , which has the same dimensionality as \mathbf{E} . This output combines the various types of correlations captured by all the attention heads in this layer. By stacking multiple attention layers, the transformer model effectively captures a wide range of global and local correlations and dependencies among the input tokens.

Hierarchical transformers with skip connection. To capture the unique dependency of packet traces at different granularity levels, we explicitly build netFound as a hierarchical structure. Specifically, each input flow consists of a sequence of 12 bursts. Each burst starts with a [CLS-B]. In between are the actual tokens (between 0 and 65,535), indicating the header and 12-byte payloads of the packets in that burst. We first design a burst encoder that takes as input all the tokens in each burst and outputs a hidden representation for each token. The output representation of each [CLS-B] token serves as a holistic representation for the corresponding burst that summarizes the key information in the burst.

Then, we append an additional [CLS-F] token at the beginning of the obtained hidden representations and in-

put them into our second layer transformer—flow encoder. We innovatively design skip connections in our flow-level transformer to capture inter-burst correlations. As shown in Figure 3, we only input the [CLS-F] token and the representations of the [CLS-B] tokens together with their positional embedding into the flow encoder and skip the intermediate tokens. With this design, the flow-level transformer could focus more on learning the dependencies across different bursts. In addition, this skip connection reduces the input length for the flow encoder, avoiding handling the challenge of processing ultra-long sequences with the transformer. The output of the flow-level transformer would be a hidden representation for each input token that encodes the information of all 12 bursts. Similar to the standard transformer, our model’s final input is still a hidden representation for each input token (denoted as $\mathbf{O} \in \mathbb{R}^{l \times q}$).

In addition to explicitly capturing two different levels of correlations within the packet traces, another benefit of our hierarchical structure is that it enhances the model’s capability of handling long input sequences. As mentioned in ET-BERT [18], constrained by the power of the standard transformer, ET-BERT can only process the input with 512 tokens, corresponding to only the first burst in the flow. This reduces the model’s capability of capturing long-term and hidden dependency within a relatively longer flow. In our model, parameter sharing in the first layer and a skip connection in the second layer helps reduce model complexity. This design enables the model to handle much longer input sequences, accommodating inputs with up to 1296 tokens.

Self-supervised pre-training. We adopt a standard masking approach [14], [18], randomly selecting 30% of the tokens from each input sequence. Recent research indicates that higher masking rates, up to 30%, can enhance downstream task performance compared to the traditional 15% rate [57]; therefore, unless specified otherwise, we implement a 30% masking rate in our pipeline. For the selected tokens, we mask 80% with the special token [MASK], leave 10% unchanged, and replace the remaining 10% with random tokens. We randomize the masking for each input and across different training epochs. We then input the masked sequence into our foundation model and obtain the corresponding hidden representation for each input token, denoted as $[\mathbf{O}_1, \dots, \mathbf{O}_l]$. We then stack a classification layer on top of the foundation model to predict the masked tokens. It takes as input $[\mathbf{O}_1, \dots, \mathbf{O}_l]$ and outputs the predicted token $[\hat{\mathbf{X}}_1^p, \dots, \hat{\mathbf{X}}_l^p]$. The pre-training objective is to minimize the token prediction errors via the negative log-likelihood loss (NLL): $\min_l \frac{1}{l} \sum_i -\mathbf{X}_i^p \log(\hat{\mathbf{X}}_i^p)$. Solving this objective function with a first-order optimization method (e.g., ADAM [58]) enables us to efficiently learn the parameters for the foundation model in a self-supervised fashion.

4.4. Fine-tuning netFound

Given that the foundation model has already been pre-trained to provide high-quality representations that capture the hidden correlations within the input sequence, for each task, we create a shallow multi-layer perceptron model

(MLP) with only two layers and stack it on top of the netFound model. This model takes the output of [CLS-B] or [CLS-F] (for burst-level and flow-level tasks respectively) token and produces the corresponding prediction.

For training task-specific models we use corresponding loss functions (such as NLL loss for classification tasks), and we also unfreeze and update the foundation model during the fine-tuning process, allowing it to customize the learned representation for the specific downstream task.

As we use only [CLS-B] (or [CLS-F]) output for downstream task learning, the fine-tuning process will only update a subset of parameters that are connected to this token in the foundation model, which ensures fine-tuning efficiency.

We also explored the possibility of training only the shallow model for a downstream task without unfreezing the foundation model. While this approach enhances the efficiency of the fine-tuning process and reduces computational complexity, it compromises the model’s performance on downstream tasks. We choose to update the pre-trained model, given that our selected tasks are more suitable for customizing the representations (See Section 6).

5. Evaluation of Pre-trained Model

In this section, we aim to answer the following questions. ❶ How effectively can the pre-trained model predict missing tokens, and is it robust to concept drift? ❷ What is the contribution of different design choices on netFound’s token prediction performance? ❸ How well can the pre-trained model understand the hidden networking context, i.e., network protocol and conditions?

5.1. Implementation and Experimental Setup

Implementation. We implement our transformer models using PyTorch 1.13.1 and Hugging Face Transformers 4.38.2. We select our model’s hyper-parameters via grid search. Here, we specify our choice of hyperparameters (See Appendix A for more details). Specifically, we configure a burst input as a sequence of 108 tokens (6 packets with 18 tokens each), and a flow with 12 bursts, resulting in a sequence length of 1296 tokens. For our architecture, we utilize 12 burst encoders and 12 cross-burst encoders in an interleaved fashion. Each layer has a hidden dimension of 768 and 24 attention heads. This hidden size aligns with the standards set in both the BERT and ET-BERT papers, making it a common choice in most Transformer-related works. To convert metadata into embeddings of size 768, we employ a two-layer MLP with a hidden size of 1024. During pre-training, we randomly mask 30% of input tokens and calculate the loss based on the prediction of these masked tokens.

Datasets. We utilize unsampled passive packet traces collected from our campus network’s border gateway router.²

2. This data collection setup, approved by the university’s IRB and Committee on IT policies, ensures user privacy by processing only the first 96 bytes and randomizing downstream IP addresses (i.e., campus users’ IP) in a prefix-preserving manner.

TABLE 1: The token prediction F_1 score of our pre-trained model on two testing sets with different token mask percentages.

Datasets	Total Tokens (M)	Masked Tokens (%)		
		10	30	50
Campus 1	22.34	85.89	85.26	83.29
Campus 2	11.32	84.67	84.51	83.01

Due to storage constraints, the campus IT collects this data in 15-minute bursts, totaling about one hour (i.e., four bursts) in December 2022 (Campus 1) and September 2023 (Campus 2). To ensure data quality, we exclude flows with fewer than six packets and those where each burst contains two or fewer packets. After filtering, the two datasets include approximately 2.6 and 5.5 million flows, respectively. We divide Campus 1 flows into a training set (70%) and a testing set (30%) based on timestamps. We use the training set (around 1.8 M flows) from the Campus 1 dataset for pre-training, comparable to previous network foundation model efforts [18], [19]. The nine-month gap between the two datasets enables us to evaluate the pre-trained model’s robustness to concept drift.

5.2. Masked Token Prediction (❶)

To answer ❶, we conducted an experiment where we randomly masked a fraction of tokens in two test sets and tasked the model with predicting the masked values. The results, shown in Table 1 as F_1 -scores (F_1), demonstrate the model’s proficiency in learning dependencies between different packet fields across different granularities under varying network conditions. Specifically, a marginal decrease in prediction accuracy with more masked tokens illustrates the model’s capacity to capture hidden networking contexts effectively, even with fewer tokens. Notably, the model’s performance remains robust over time, as evidenced by the minimal performance decline on the Campus 2 data, collected 9 months after the Campus 1 data, indicating its resilience to concept drift—a highly-desired attribute for ML models in security applications. Section A (in Appendix) breaks down netFound’s performance across various packet fields. Notably, netFound exhibits excellent performance for high entropy packet fields like $ACK2^3$ —demonstrating that overall high performance is not merely attributable to low-entropy fields. However, token prediction accuracy is lower for deeper payload fields and UDP fields, which is attributable to the prevalence of encryption and insufficient representation in pre-training datasets, respectively.

5.3. Ablation Study (❷)

To investigate the impact of design choices on masked token prediction performance (❷), we conducted experiments with various netFound variants, each incorporating additional design elements. The netFound-L model employs a flat transformer architecture and Byte-Pair Encoding

3. Lower 16 bits of the TCP Acknowledgement number

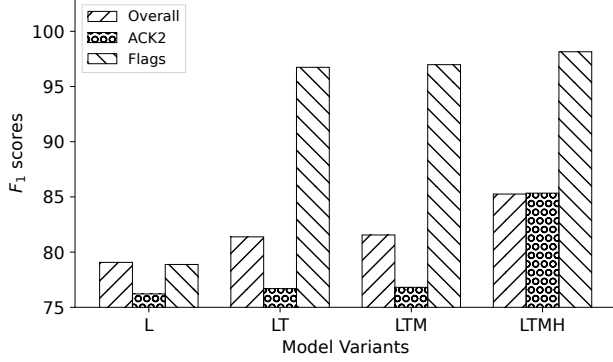


Figure 4: The token prediction performance between netFound and its different ablated variations using long sequences (L), protocol-aware tokenization (T), multi-modality (M), and hierarchy (H).

(BPE) for long sequences. It uses the same data-driven token composition as netFound but does not include network flow metadata as input. The netFound-LT model enhances netFound-L by using a protocol-aware tokenizer to preserve the semantics of packet fields. Further, netFound-LTM improves token representation by embedding metadata. Lastly, netFound-LTMH adopts a hierarchical attention transformer architecture, incorporating all our design choices.

Figure 4 displays the performance of these variants on all packet fields and specifically on two high-entropy TCP fields: `Flags` and `ACK2`, highlighting the model’s ability to grasp the TCP protocol dynamics in varied network conditions. We observe performance improvements with each added feature, confirming the incremental benefit of individual design choices. Notably, netFound-LTMH outperforms all other variants, showcasing the synergistic effect of our comprehensive design approach. This includes a notable enhancement in handling more tokens effectively, especially for `Flags` and leveraging the hierarchical attention mechanism to learn relationships across bursts effectively, significantly impacting the performance on the `ACK2` field.

Case study (🔍). We conduct an in-depth case study to answer 🔍 and demonstrate how effectively the pre-trained model learns the semantics of the TCP protocol under various network conditions, capturing relationships between different tokens within a packet, across packets in a burst, and across bursts in a flow. See Table A for more details.

6. Evaluation of Fine-tuned Models

We now aim to answer the following questions: ① Do the fine-tuned models trained with netFound’s pre-trained model outperform existing state-of-the-art ML-based solutions for various downstream learning tasks? Are these fine-tuned models ② immune to learning shortcuts, and ③ robust to noisy labels? Finally, ④ what is the impact of different design choices on downstream tasks?

6.1. Experiment Setup

Datasets for downstream tasks. We consider five different downstream supervised learning tasks—traffic classification using the campus dataset, application fingerprinting using the Crossmarket and ISCX-VPN dataset, intrusion detection using the CIC-IDS dataset, and HTTP bruteforce attack detection. All five datasets are fine-grained, i.e., they entail packet-level information—critical for netFound. Since previous work used the three public datasets for evaluation, their usage ensures a fair comparison. We curated two new datasets to evaluate netFound for more challenging learning tasks. We divided each dataset into training and testing sets using a 70:30 ratio. In the following, we introduce the selected dataset for each task.

Campus dataset. We collected packet traces from our campus network and employed the labeling method described in [6], resulting in 72,577 traffic flows grouped into eleven classes, each representing a different type of service. This approach primarily leverages the SNI values in TLS headers for labeling. Table 5 in section A reports the sample distribution of this dataset. Notably, this dataset was collected from the same environment as the pretraining dataset, but we ensured it included traffic with a later timestamp to avoid overfitting.

Crossmarketss dataset [59]. This publicly available dataset contains packet traces for 46,179 flows, categorized into 210 distinct classes. The distribution of the number of flows across these classes is heavy-tailed, meaning most classes have very few samples while a few have a large number of flows, averaging 220 examples per class. Previous studies have highlighted the vulnerability of complex models trained on such underspecified and sparse datasets to spurious correlations [10], [11], where the model learns coincidental non-causal relationships in the data and fails to generalize. Additionally, many flows across different classes correspond to REST calls for retrieving images in related applications such as Amazon, Audible, and Kindle. These flows do not provide sufficient discriminatory information for differentiating between classes at the flow level. Eliminating flows common to multiple application classes would lead to even sparser datasets, increasing susceptibility to spurious correlations. As a compromise, we revised the original application fingerprinting problem’s scope and now report top-10 accuracy score,⁴ checking if the correct label is among the top 10 predictions out of the 210 classes to accommodate all related applications.

We also observed that the timestamps in the TCP Options field were the same for all traffic within a class. Any model that takes this packet field as input can simply learn to classify the data based on timestamp values—a learning shortcut. We removed this shortcut and only reported the performance for all models using the dataset without the learning shortcut. Section 6.3 further evaluates the resilience of all considered models to such shortcuts.

4. On the Crossmarket dataset, throughout the paper we intentionally use accuracy instead of F_1 for top-10 predictions as a widely adopted metric.

TABLE 2: F_1 scores of netFound and baseline models on the selected downstream tasks. The p-value in each cell is computed by comparing the corresponding result with the result of netFound. We highlight the statistically significant best performance in bold. $Acc@10$ represents the accuracy when the correct label is among the top predicted 10 classes.

Task	Type	Dataset	Curtains (%)	nPrintML (%)	ET-BERT (%)	YaTC (%)	netFound (our) (%)
1	Traffic Classification	Campus dataset	54.53 ± 0.97 $p < 0.001$	87.22 ± 0.12 $p < 0.001$	72.26 ± 0.38 $p < 0.001$	76.54 ± 0.23 $p < 0.001$	96.08 ± 0.04 –
2	Application Fingerprinting	Crossmarkets [59] ($Acc@10$)	20.64 ± 0.13 $p < 0.001$	64.83 ± 0.28 $p = 0.098$	35.62 ± 0.39 $p < 0.001$	58.13 ± 0.89 $p = 0.010$	66.35 ± 0.99 –
3		ISCXVPN-2016 [60]	66.85 ± 2.21 $p = 0.003$	84.10 ± 0.41 $p < 0.001$	77.57 ± 1.20 $p < 0.001$	83.84 ± 0.24 $p < 0.001$	91.02 ± 0.10 –
4	Intrusion Detection	CICIDS2017 [61]	99.75 ± 0.16 $p = 0.082$	99.93 ± 0.01 $p = 0.012$	99.94 ± 0.01 $p = 0.018$	99.92 ± 0.01 $p = 0.005$	99.99 ± 0.01 –
5	HTTP Brute-force Detection	netUnicorn [5]	96.82 ± 0.22 $p = 0.006$	98.51 ± 0.02 $p < 0.001$	98.63 ± 0.02 $p < 0.001$	98.73 ± 0.10 $p = 0.030$	99.01 ± 0.01 –

ISCXVPN2016 dataset [60]. This publicly available dataset contains 9,536 flows categorized into 17 classes and is widely used in network security for classifying applications running behind VPNs. The inclusion of a VPN presents new challenges due to the increased entropy in the data and variations in packet distribution.

CIC-IDS-2017 dataset [24]. This publicly available dataset contains a mix of “benign” traffic and seven different malicious traffic activities, such as DDoS, SSH-Patator, or other network intrusion attacks. Table 6 in section A describes the dataset in more details.

HTTP brute-force attack detection dataset. We followed the methodology described in previous work [5] to curate a labeled dataset for HTTP brute-force attack detection. Specifically, we utilized netUnicorn [5] to endogenously generate traffic for both benign (i.e., login attempts with valid credentials) and malicious (brute-force attack using the Patator tool [62]) activities within a multi-cloud environment (see Table A for details). The dataset comprises 251,047 benign and 142,377 malicious flows⁵.

Baselines. We compare netFound with four leading ML-based approaches: Curtains [6], nPrintML [27], YaTC [19], and ET-BERT [18]. This comparison assesses if netFound surpasses state-of-the-art task-specific methods like Curtains, evaluates the advantages of self-supervised learning over rule-based approaches like nPrintML, and benchmarks our domain-specific strategy against existing network foundation models like ET-BERT and YaTC. We exclude other foundation models due to the lack of open-source implementations (e.g., TrafficGPT [45], MT-Security [44] and LENS [46]) or because our selected baselines already enhance these models (e.g., PERT [42] and Flow-MAE [43]). We employ three popular classifiers—shallow MLP, random forest [63], and SVM [64] for the task-agnostic solutions—choosing the best performer for results reporting. We have meticulously tuned hyperparameters for each method (see Appendix A for details).

6.2. Effectiveness on Downstream Tasks (①)

Design. To answer ①, we compare netFound with selected baseline methods across five downstream tasks. Unless specified otherwise, we report the mean and standard deviation

of the F_1 scores to quantify performance, along with the p-value from the paired t-tests [65] to establish the statistical significance of our comparisons with netFound. Note that given the higher number of classes in the Crossmarkets dataset, we report the top-10 accuracy ($Acc@10$) for different ML models.

Results. Table 2 shows that netFound outperforms all four baselines across five downstream tasks, with the most notable advantage observed in the most challenging task, namely, traffic classification over production traffic from our campus network. We note statistically significant performance differences in the application fingerprinting tasks using Crossmarket and ISCXVPN datasets and in the HTTP brute-force detection task using the netUnicorn dataset. We observe relatively low performance for all methods in the application fingerprinting task for the Crossmarkets dataset. We attribute this observation to limited learning opportunities within this dataset, which has fewer samples and a large number of classes, especially after removing the learning shortcuts. The disparity in performance between Curtains and other network foundation models, particularly netFound, underscores the value of task-agnostic pre-training.⁶ The differences between netFound and YaTC/ET-BERT highlight the benefits of our domain-specific approach. Although netFound surpasses nPrintML in all tasks, nPrintML somewhat unexpectedly, outperforms YaTC and ET-BERT. We suspect that this anomaly, likely due to spurious correlations, stems from using a large input vector size with smaller datasets. Its susceptibility to these correlations is documented in previous work [10]. Overall, these results conclusively show that the domain-specific design choices embraced by netFound enable the development of performant fine-tuned models for various downstream tasks in different settings.

6.3. Resilience to Learning Shortcuts (②)

Design. To address ②, we assess the resilience of different models to learning shortcuts [10], a form of model under-specification where models learn superficial patterns due to the biases in training data.

We examine two learning tasks: intrusion detection (Section 6.3.1) and traffic classification (Section 6.3.2). For

5. Note that this data, endogenously generated using netUnicorn [5], raises no privacy or ethical concerns.

6. We identified and eliminated a shortcut learning instance in Curtains, where it used the TLS SNI field both as a feature and for data labeling.

TABLE 3: F_1 score of netFound and baselines on original versions of datasets (with shortcuts) and fixed (without shortcuts). Performance drop signalizes that the model is vulnerable to shortcut learning.

	CIC-IDS (Heartbleed)		Crossmarket ($Acc@10$)	
	Original	Fixed	Original	Fixed
Curtains	99.43 \pm 0.02	86.73 \pm 0.04	20.64 \pm 0.13	20.64 \pm 0.13
nPrintML	99.99 \pm 0.01	0.0 \pm 0.0	98.35 \pm 0.05	64.83 \pm 0.28
ET-BERT	99.99 \pm 0.01	0.0 \pm 0.0	99.82 \pm 0.03	35.62 \pm 0.39
YaTC	99.99 \pm 0.01	0.01 \pm 0.01	99.69 \pm 0.03	58.13 \pm 0.89
netFound	99.99 \pm 0.01	99.99 \pm 0.01	66.35 \pm 0.99	66.35 \pm 0.99

each task, we use two versions of datasets: the original version with known learning shortcuts (“Original”) and an updated version with the shortcut removed (“Fixed”). We train models on the “Original” dataset with a 70:30 split and evaluate their performance on both the “Original” and “Fixed” datasets. This experiment helps to identify a model’s vulnerability to learning shortcuts, thereby testing its generalizability.

6.3.1. CIC-IDS-2017 (Heartbleed). The “Original” dataset is a subset of the CIC-IDS-2017 dataset, which includes only the Heartbleed attack traffic as malicious. Previous work identified a learning shortcut in this dataset because the TCP connections for Heartbleed attacks were not closed between the heartbeat messages [10], enabling most models to learn to distinguish samples using the backward inter-arrival time feature. We use the publicly available “Fixed” version of this dataset (see [10] for details), which generated new traffic while addressing this issue, thereby removing this specific shortcut.

Results. Table 3 displays high performance on the “Original” dataset for nPrintML, ET-BERT, and YaTC, and extremely poor performance on the “Fixed” version, highlighting their vulnerability to this learning shortcut. Although the performance degradation for Curtains is not as significant, its F_1 score drops by more than 10 %. In contrast, netFound’s performance remains consistent in both settings, demonstrating its resilience to learning shortcuts. We attribute this to netFound’s effective learning from unlabeled data during pre-training, making it immune to such shortcuts.

6.3.2. TCP Options Shortcut in the Crossmarkets Dataset. As discussed before, we identified a new learning shortcut in the widely-used Crossmarkets dataset, where all TCP packets included an additional Timestamp TCP Option field indicating the session time. Analysis revealed that all flows from a single application were collected nearly simultaneously, thus their Timestamp TCP Option values were similar. This bias in the training data could potentially allow models to classify traffic based on timing information, which we consider a learning shortcut. The “Original” version contains this bias, while in the “Fixed” version, this feature is randomized.

Results. Table 3 shows that all models, except Curtains and netFound, experience a significant performance drop after removing the shortcut, indicating overreliance on this field for classification. Curtains and netFound, which do

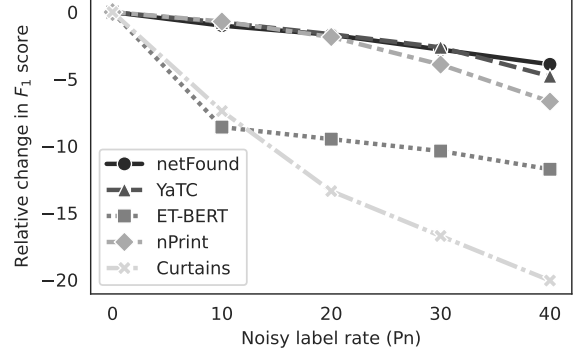


Figure 5: The testing performance of netFound and baselines trained on training sets with different noisy label rates (P_n).

not use TCP Options for flow analysis, demonstrate stable performance on both the “Original” and “Fixed” datasets, underscoring the importance of domain knowledge in the tokenization process. Note that although we do not observe a drop in performance for Curtains, its performance is significantly poorer compared to netFound in both settings.

6.4. Robustness against Label Noises (③)

Design. To evaluate the robustness of netFound and baseline models to noise in the training data, we generate several noisy training datasets from the campus dataset for the traffic classification problem. Specifically, we randomly select P_n percent of samples from each class and assign them labels other than their true labels. We consider the uniform noisy distribution [66], setting the probability of assigning a selected sample to each incorrect class as $\frac{1}{N-1}$, where N is the number of classes in the original dataset, excluding the correct class. Through this process, we construct noisy training datasets with a noise label rate of P_n . We vary $P_n = 10\%/20\%/30\%/40\%$ to construct four different training datasets.

Results. Figure 5 shows the relative drop in performance, i.e., the decrease in F_1 score compared to models trained using the original dataset without noise, as the noisy label rate (P_n) increases. We observe only marginal performance degradation for netFound, YaTC, and nPrintML, demonstrating their robustness to noisy labels. In contrast, we observe significant performance degradation for ET-BERT and Curtains.

6.5. Ablation Study (④)

Design. We report the fine-tuning performance of different ablated variants of netFound. Each variant differs based on its support for long sequences (**L**), use of protocol-aware tokenization (**T**), the embedding of multi-modal data as metadata (**M**), employment of a hierarchical attention-based transformer (**H**), and whether the model was pretrained on unlabeled traffic rather than being fine-tuned from scratch (**PT**). We fine-tune each of these models using the campus 1 dataset (traffic classification) and the Crossmarkets dataset

TABLE 4: Fine-tuning performance of different variants of netFound for two downstream tasks. We highlight variants with significant performance improvements (more than 1 %). $Acc@10$ is top-10 accuracy.

Variants					Traffic Classification (Campus)	App. Fingerprinting (Crossmarkets)	# Epochs
L	T	M	H	PT	F_1 (%)	$Acc@10$ (%)	
				✓	77.62 ± 0.13	40.95 ± 0.89	5
✓				✓	94.51 (+16.89) \pm 0.03	57.58 (+16.63) \pm 0.95	8
✓	✓			✓	$94.69 (+0.18) \pm 0.39$	$58.17 (+0.59) \pm 0.91$	5
✓	✓	✓		✓	$94.98 (+0.29) \pm 0.14$	64.63 (+6.46) \pm 0.91	4
✓	✓	✓	✓	✓	96.08 (+1.10) \pm 0.04	66.35 (+1.72) \pm 0.99	4
✓	✓	✓	✓	✓	$87.44 (-8.64) \pm 0.31$	$50.58 (-15.77) \pm 0.24$	7

(application fingerprinting) and report the F_1 scores and $Acc@10$, respectively.

Results. Table 4 shows a monotonic increase in performance as we cumulatively add domain-specific design elements to each preceding variant. The final version, which incorporates all design elements, outperforms all other variants. This result aligns with the observations from the ablation study of the pre-trained model. However, in contrast to the pre-trained model’s ablation study, we observe that different problems benefit differently from our design choices. Specifically, the traffic classification problem benefits significantly from considering longer sequences and a hierarchical transformer. In contrast, the application fingerprinting problem shows significant improvements for all features except protocol-aware tokenization. These results highlight the varied and synergistic impact of different design choices on the performance of fine-tuned models for disparate downstream tasks. Furthermore, the pretrained netFound outperforms netFound trained directly on the classification task from scratch, achieving faster convergence (4 vs. 7 iterations). This underscores the value of pre-training, as it learns general correlations within the input that benefit various downstream tasks, akin to NLP tasks.

7. Discussion

Limitations. Currently, we use approximately 1.8 million flows for pre-training, and it is uncertain if and how additional data would be beneficial. We defer the investigation of whether using more diverse data from different network environments, such as data centers or cellular networks, would enhance our foundation model’s performance and generalizability to future research. Although it is critical to explore how training data impacts bias and fairness issues, which are prevalent in existing foundation models for natural language and computer vision domains, such an exploration is beyond the scope of this paper. Second, we acknowledge that there are a large number of existing methods for building ML models for network security problems. We focus on comparing netFound with the most representative ones and plan to conduct more extensive comparisons with other relevant methods in future research. Finally, we will explore the possibility of further increasing the sequence length using various methods (e.g., Longformer [67]) to improve the model’s capabilities.

Enhancing netFound with more networking-specific meta attributes. We acknowledge that beyond the attributes

discussed in this paper, there are additional networking-specific attributes worth modeling. First, apart from traffic data, we recognize other data sources that provide valuable information for network security problems. For instance, to defend against Advanced Persistent Threat (APT) attacks, we can collect data from deployed intrusion detection systems and system logs [68]. These data sources exhibit heterogeneity and diverse modalities. As part of our future endeavors, we plan to explore extending our input embedding layers to accommodate more data modalities, thus enhancing our model’s ability to handle heterogeneous data effectively. Second, although our model currently comprises two layers, it can be readily extended to capture more fine- or coarse-grained hierarchies of network traffic by simply adding additional transformer layers. Our future work will assess incorporating more layers to netFound to learn packet-level and host-level representations for network traffic. Third, in addition to our current objective function, we will investigate other possible objective functions to train netFound in our future research. For example, we plan to explore leveraging metric learning [69] to guide the model effectively to identify different network environment setups. We will also explore adding the extra attention layer during the pre-training phase to yield lower-dimensional representations for the foundation model. Finally, we mainly evaluate netFound in an offline setup. Our future work will extend netFound to online setups, where the model needs to be continuously updated and generate representations for dynamic packet traces. We will explore efficient model updating with fast fine-tuning techniques (e.g., LoRA [70]) and integrate our model with methods that support dynamic representation generation (e.g., NTT [71]).

Adversarial robustness. Similar to other transformer-based foundation models, netFound can be vulnerable to adversarial attacks, including poisoning attacks and adversarial evasion attacks. Recent research has explored adversarial attacks against transformer-based models in the field of CV [72] and NLP [73]. However, generalizing these attacks to our model presents challenges, as it necessitates adversarial samples to be actual network traffic that preserves the original semantics. Given that network traffic is often encrypted, manipulating raw bytes while preserving the underlying semantic meaning becomes exceedingly difficult. To the best of our knowledge, there are no existing methods for generating adversarial attacks against transformer models that take as input raw bytes of network traffic. Thus, we defer the assessment of our model’s adversarial robustness to future research.

8. Conclusion

This paper presents the design and implementation of netFound—a domain-specific network foundation model. Through comprehensive evaluations using unlabeled production traffic from our campus network and five labeled datasets across four learning tasks, we demonstrate how our design choices enhance the model’s ability to utilize unlabeled telemetry data effectively. This approach not only

improves the performance, robustness, and generalizability of fine-tuned models for various learning tasks using sparse, skewed, and noisy data but also advances the capabilities of network foundation models beyond existing methods. netFound’s modular design facilitates further exploration and development of advanced ML solutions for complex network security problems, paving the way for future self-driving networks.

9. Acknowledgements

NSF Awards CNS-2323229, OAC-2126327, and OAC-2126281 supported this work. This research used resources of the National Energy Research Scientific Computing Center (NERSC), a DOE Office of Science User Facility supported by the Office of Science of the U.S. Department of Energy under Contract No. DE-AC02-05CH11231 using NERSC award NERSC DDR-ERCAP0029768. Additionally, we would like to thank the authors of the paper, “A Look Behind the Curtain: Traffic Classification in an Increasingly Encrypted Web,” for generously sharing their scripts to label packet traces for the application classification task using SNI values.

References

- [1] G. Apruzzese, M. Colajanni, L. Ferretti, A. Guido, and M. Marchetti, “On the effectiveness of machine and deep learning for cyber security,” *2018 10th International Conference on Cyber Conflict (CyCon)*, pp. 371–390, 2018. [Online]. Available: <https://api.semanticscholar.org/CorpusID:49656174>
- [2] K. Shaukat, S. Luo, V. Varadharajan, I. A. Hameed, and M. Xu, “A survey on machine learning techniques for cyber security in the last decade,” *IEEE Access*, vol. 8, pp. 222 310–222 354, 2020.
- [3] R. Sommer and V. Paxson, “Outside the closed world: On using machine learning for network intrusion detection,” in *2010 IEEE Symposium on Security and Privacy*, 2010, pp. 305–316.
- [4] A. D’Amour, K. Heller, D. Moldovan, B. Adlam, B. Alipanahi, A. Beutel, C. Chen *et al.*, “Underspecification presents challenges for credibility in modern machine learning,” *Journal of Machine Learning Research*, 2022. [Online]. Available: <http://jmlr.org/papers/v23/20-1335.html>
- [5] R. Beltiukov, W. Guo, A. Gupta, and W. Willinger, “In search of netunicorn: A data-collection platform to develop generalizable ml models for network security problems,” in *Proceedings of the 2023 ACM SIGSAC Conference on Computer and Communications Security (CCS)*, 2023.
- [6] I. Akbari, M. A. Salahuddin, L. Ven, N. Limam, R. Boutaba, B. Mathieu, S. Moteau, and S. Tuffin, “A look behind the curtain: Traffic classification in an increasingly encrypted web,” *Proc. ACM Meas. Anal. Comput. Syst.*, vol. 5, no. 1, feb 2021. [Online]. Available: <https://doi.org/10.1145/3447382>
- [7] X. Jiang, S. Liu, S. Naama, F. Bronzino, P. Schmitt, and N. Feamster, “Ac-dc: Adaptive ensemble classification for network traffic identification,” 2023.
- [8] J. Luxemburk and T. Čejka, “Fine-grained TLS services classification with reject option,” *Computer Networks*, vol. 220, 2022. [Online]. Available: <http://arxiv.org/abs/2202.11984>
- [9] L. Liu, G. Engelen, T. Lynar, D. Essam, and W. Joosen, “Error prevalence in nids datasets: A case study on cic-ids-2017 and cse-cic-ids-2018,” in *2022 IEEE Conference on Communications and Network Security (CNS)*, 2022, pp. 254–262.
- [10] A. S. Jacobs, R. Beltiukov, W. Willinger, R. A. Ferreira, A. Gupta, and L. Z. Granville, “Ai/ml for network security: The emperor has no clothes,” in *Proceedings of the 2022 ACM SIGSAC Conference on Computer and Communications Security (CCS)*, 2022.
- [11] D. Arp, E. Quiring, F. Pendlebury, A. Warnecke, F. Pierazzi, C. Wressnegger, L. Cavallaro, and K. Rieck, “Dos and don’ts of machine learning in computer security,” in *31st USENIX Security Symposium (USENIX Security 22)*. Boston, MA: USENIX Association, Aug. 2022, pp. 3971–3988. [Online]. Available: <https://www.usenix.org/conference/usenixsecurity22/presentation/arp>
- [12] C. Zhou, Q. Li, C. Li, J. Yu, Y. Liu, G. Wang, K. Zhang, C. Ji, Q. Yan, L. He, H. Peng, J. Li, J. Wu, Z. Liu, P. Xie, C. Xiong, J. Pei, P. S. Yu, and L. Sun, “A comprehensive survey on pretrained foundation models: A history from bert to chatgpt,” 2023.
- [13] OpenAI, “Gpt-4 technical report,” 2023.
- [14] J. Devlin, M.-W. Chang, K. Lee, and K. Toutanova, “Bert: Pre-training of deep bidirectional transformers for language understanding,” *ArXiv*, vol. abs/1810.04805, 2019.
- [15] X. Su, S. You, J. Xie, M. Zheng, F. Wang, C. Qian, C. Zhang, X. Wang, and C. Xu, “Vision transformer architecture search,” *ArXiv*, vol. abs/2106.13700, 2021.
- [16] R. Beltiukov, S. Chandrasekaran, A. Gupta, and W. Willinger, “Pinot: Programmable infrastructure for networking,” in *Proceedings of the Applied Networking Research Workshop*, ser. ANRW ’23. New York, NY, USA: Association for Computing Machinery, 2023, p. 51–53. [Online]. Available: <https://doi.org/10.1145/3606464.3606485>
- [17] H. Kim, X. Chen, J. Brassil, and J. Rexford, “Experience-driven research on programmable networks,” *SIGCOMM Comput. Commun. Rev.*, vol. 51, no. 1, p. 10–17, mar 2021. [Online]. Available: <https://doi.org/10.1145/3457175.3457178>
- [18] X. Lin, G. Xiong, G. Gou, Z. Li, J. Shi, and J. Yu, “Et-bert: A contextualized datagram representation with pre-training transformers for encrypted traffic classification,” in *Proceedings of the ACM Web Conference 2022*, ser. WWW ’22. New York, NY, USA: Association for Computing Machinery, 2022, p. 633–642. [Online]. Available: <https://doi.org/10.1145/3485447.3512217>
- [19] R. Zhao, M. Zhan, X. Deng, Y. Wang, Y. Wang, G. Gui, and Z. Xue, “Yet another traffic classifier: A masked autoencoder based traffic transformer with multi-level flow representation,” *Proceedings of the AAAI Conference on Artificial Intelligence*, vol. 37, no. 4, pp. 5420–5427, Jun. 2023. [Online]. Available: <https://ojs.aaai.org/index.php/AAAI/article/view/25674>
- [20] G. Aceto, D. Ciunzo, A. Montieri, and A. Pescapé, “Multi-classification approaches for classifying mobile app traffic,” *J. Netw. Comput. Appl.*, vol. 103, pp. 131–145, 2018.
- [21] T. van Ede, R. Bortolameotti, A. Continella, J. Ren, D. J. Dubois, M. Lindorfer, D. Choffness, M. van Steen, and A. Peter, “FlowPrint: Semi-Supervised Mobile-App Fingerprinting on Encrypted Network Traffic,” in *NDSS*. The Internet Society, 2020.
- [22] E. Papadogiannaki and S. Ioannidis, “A survey on encrypted network traffic analysis applications, techniques, and countermeasures,” *ACM Comput. Surv.*, vol. 54, no. 6, jul 2021. [Online]. Available: <https://doi.org/10.1145/3457904>
- [23] W. Wang, M. Zhu, J. Wang, X. Zeng, and Z. Yang, “End-to-end encrypted traffic classification with one-dimensional convolution neural networks,” *2017 IEEE International Conference on Intelligence and Security Informatics (ISI)*, pp. 43–48, 2017.
- [24] A. H. Lashkari, G. Draper-Gil, M. S. I. Mamun, and A. A. Ghorbani, “Characterization of tor traffic using time based features,” in *International Conference on Information Systems Security and Privacy*, 2017.
- [25] W. Wei, T. Ju, H. Liao, W. Zhao, and H. Gu, “Flag: Flow representation generator based on self-supervised learning for encrypted traffic classification,” in *5th Asia-Pacific Workshop on Networking (APNet 2021)*, ser. APNet 2021. New York, NY, USA: Association for Computing Machinery, 2022, p. 14–20. [Online]. Available: <https://doi.org/10.1145/3469393.3469394>

- [26] K. Yang, S. Kpotufe, and N. Feamster, "A comparative study of network traffic representations for novelty detection," *CoRR*, vol. abs/2006.16993, 2020. [Online]. Available: <https://arxiv.org/abs/2006.16993>
- [27] J. Holland, P. Schmitt, N. Feamster, and P. Mittal, "New directions in automated traffic analysis," *Proceedings of the 2021 ACM SIGSAC Conference on Computer and Communications Security (CCS)*, 2020.
- [28] Y. Zeng, H. Gu, W. Wenting, and Y. Guo, "Deep-full-range: A deep learning based network encrypted traffic classification and intrusion detection framework," *IEEE Access*, vol. PP, pp. 1–1, 01 2019.
- [29] Y. Mirsky, T. Doitshman, Y. Elovici, and A. Shabtai, "Kitsune: An ensemble of autoencoders for online network intrusion detection," in *25th Annual Network and Distributed System Security Symposium, NDSS*. The Internet Society, 2018.
- [30] M. Lefoane, I. Ghafir, S. Kabir, and I.-U. Awan, "Machine learning for botnet detection: An optimized feature selection approach," in *The 5th International Conference on Future Networks & Distributed Systems*, ser. ICFNDS 2021. New York, NY, USA: Association for Computing Machinery, 2022, p. 195–200. [Online]. Available: <https://doi.org/10.1145/3508072.3508102>
- [31] T. H. M. Le, H. Chen, and M. A. Babar, "A survey on data-driven software vulnerability assessment and prioritization," *ACM Comput. Surv.*, vol. 55, no. 5, dec 2022. [Online]. Available: <https://doi.org/10.1145/3529757>
- [32] M. Lopez-Martin, B. Carro, A. Sanchez-Esguevillas, and J. Lloret, "Network traffic classifier with convolutional and recurrent neural networks for internet of things," *IEEE access*, vol. 5, pp. 18 042–18 050, 2017.
- [33] T. Shapira and Y. Shavitt, "Flowpic: Encrypted internet traffic classification is as easy as image recognition," *IEEE INFOCOM 2019 - IEEE Conference on Computer Communications Workshops (INFOCOM WKSHPS)*, pp. 680–687, 2019.
- [34] M. Tan, A. Iacovazzi, N.-M. M. Cheung, and Y. Elovici, "A neural attention model for real-time network intrusion detection," in *2019 IEEE 44th conference on local computer networks (LCN)*. IEEE, 2019, pp. 291–299.
- [35] M. Lotfollahi, M. Jafari Siavoshani, R. Shirali Hossein Zade, and M. Saberian, "Deep packet: A novel approach for encrypted traffic classification using deep learning," *Soft Computing*, vol. 24, no. 3, pp. 1999–2012, 2020.
- [36] S. Rezaei, B. Kroencke, and X. Liu, "Large-scale mobile app identification using deep learning," *IEEE Access*, vol. 8, pp. 348–362, 2019.
- [37] Z. Bu, B. Zhou, P. Cheng, K. Zhang, and Z.-H. Ling, "Encrypted network traffic classification using deep and parallel network-in-network models," *Ieee Access*, vol. 8, pp. 132 950–132 959, 2020.
- [38] R. Li, X. Xiao, S. Ni, H. Zheng, and S. Xia, "Byte segment neural network for network traffic classification," in *2018 IEEE/ACM 26th International Symposium on Quality of Service (IWQoS)*. IEEE, 2018, pp. 1–10.
- [39] R. Zhao, X. Deng, Z. Yan, J. Ma, Z. Xue, and Y. Wang, "Mt-flowformer: A semi-supervised flow transformer for encrypted traffic classification," in *Proceedings of the 28th ACM SIGKDD Conference on Knowledge Discovery and Data Mining*, ser. KDD '22. New York, NY, USA: Association for Computing Machinery, 2022, p. 2576–2584. [Online]. Available: <https://doi.org/10.1145/3534678.3539314>
- [40] F. Bronzino, P. Schmitt, S. Ayoubi, G. Martins, R. Teixeira, and N. Feamster, "Inferring streaming video quality from encrypted traffic: Practical models and deployment experience," *Proc. ACM Meas. Anal. Comput. Syst.*, vol. 3, no. 3, dec 2019. [Online]. Available: <https://doi.org/10.1145/3366704>
- [41] B. Arzani, S. Ciraci, S. Saroiu, A. Wolman, J. W. Stokes, G. Outhred, and L. Diwu, "Privateeye: Scalable and privacy-preserving compromise detection in the cloud," in *Proceedings of the 17th Usenix Conference on Networked Systems Design and Implementation*, ser. NSDI'20. USA: USENIX Association, 2020, p. 797–816.
- [42] H. Y. He, Z. Guo Yang, and X. N. Chen, "Pert: Payload encoding representation from transformer for encrypted traffic classification," in *2020 ITU Kaleidoscope: Industry-Driven Digital Transformation (ITU K)*, 2020, pp. 1–8.
- [43] Z. Hang, Y. Lu, Y. Wang, and Y. Xie, "Flow-mae: Leveraging masked autoencoder for accurate, efficient and robust malicious traffic classification," in *Proceedings of the 26th International Symposium on Research in Attacks, Intrusions and Defenses*, ser. RAID '23. New York, NY, USA: Association for Computing Machinery, 2023, p. 297–314. [Online]. Available: <https://doi.org/10.1145/3607199.3607206>
- [44] J. Yang, X. Jiang, Y. Lei, W. Liang, Z. Ma, and S. Li, "Mtsecurity: Privacy-preserving malicious traffic classification using graph neural network and transformer," *IEEE Transactions on Network and Service Management*, pp. 1–1, 2024.
- [45] J. Qu, X. Ma, and J. Li, "Trafficgpt: Breaking the token barrier for efficient long traffic analysis and generation," *ArXiv*, vol. abs/2403.05822, 2024. [Online]. Available: <https://api.semanticscholar.org/CorpusID:268351552>
- [46] Q. Wang, C. Qian, X. Li, Z. Yao, and H. Shao, "Lens: A foundation model for network traffic in cybersecurity," *ArXiv*, vol. abs/2402.03646, 2024. [Online]. Available: <https://api.semanticscholar.org/CorpusID:267628222>
- [47] A. Dosovitskiy, L. Beyer, A. Kolesnikov, D. Weissenborn, X. Zhai, T. Unterthiner, M. Dehghani, M. Minderer, G. Heigold, S. Gelly, J. Uszkoreit, and N. Houlsby, "An image is worth 16x16 words: Transformers for image recognition at scale," 2021.
- [48] K. He, X. Chen, S. Xie, Y. Li, P. Dollár, and R. Girshick, "Masked autoencoders are scalable vision learners," 2021.
- [49] D. P. Kingma and M. Welling, "Auto-encoding variational bayes," 2022.
- [50] I. J. Goodfellow, J. Pouget-Abadie, M. Mirza, B. Xu, D. Warde-Farley, S. Ozair, A. Courville, and Y. Bengio, "Generative adversarial networks," 2014.
- [51] C. Zhu, W. Ping, C. Xiao, M. Shoenybi, T. Goldstein, A. Anandkumar, and B. Catanzaro, "Long-short transformer: Efficient transformers for language and vision," in *Advances in Neural Information Processing Systems*, M. Ranzato, A. Beygelzimer, Y. Dauphin, P. Liang, and J. W. Vaughan, Eds., vol. 34. Curran Associates, Inc., 2021, pp. 17 723–17 736. [Online]. Available: https://proceedings.neurips.cc/paper_files/paper/2021/file/9425be43ba92c2b4454ca7bf602efad8-Paper.pdf
- [52] Z. Yang, D. Yang, C. Dyer, X. He, A. Smola, and E. Hovy, "Hierarchical attention networks for document classification," in *NAACL*, 2016.
- [53] W. Guo, D. Mu, X. Xing, M. Du, and D. Song, "Deepvsa: Facilitating value-set analysis with deep learning for postmortem program analysis," in *USENIX Security Symposium*, 2019.
- [54] P. Nawrot, S. Tworkowski, M. Tyrolski, L. Kaiser, Y. Wu, C. Szegedy, and H. Michalewski, "Hierarchical transformers are more efficient language models," in *Findings of the Association for Computational Linguistics: NAACL 2022*, M. Carpuat, M.-C. de Marneffe, and I. V. Meza Ruiz, Eds. Seattle, United States: Association for Computational Linguistics, Jul. 2022, pp. 1559–1571. [Online]. Available: <https://aclanthology.org/2022.findings-naacl.117>
- [55] F. Almeida and G. Xexéo, "Word embeddings: A survey," 2023.
- [56] A. Vaswani, N. Shazeer, N. Parmar, J. Uszkoreit, L. Jones, A. N. Gomez, Ł. Kaiser, and I. Polosukhin, "Attention is all you need," *Advances in neural information processing systems*, vol. 30, 2017.
- [57] A. Wettig, T. Gao, Z. Zhong, and D. Chen, "Should you mask 15% in masked language modeling?" in *Proceedings of the 17th Conference of the European Chapter of the Association for Computational Linguistics*, A. Vlachos and I. Augenstein, Eds. Dubrovnik, Croatia: Association for Computational Linguistics, May 2023, pp. 2985–3000. [Online]. Available: <https://aclanthology.org/2023.eacl-main.217>

- [58] D. P. Kingma and J. Ba, “Adam: A method for stochastic optimization,” *arXiv preprint arXiv:1412.6980*, 2014.
- [59] T. van Ede, R. Bortolameotti, A. Continella, J. Ren, D. J. Dubois, M. Lindorfer, D. R. Choffnes, M. van Steen, and A. Peter, “Flowprint: Semi-supervised mobile-app fingerprinting on encrypted network traffic,” *Proceedings 2020 Network and Distributed System Security Symposium*, 2020. [Online]. Available: <https://api.semanticscholar.org/CorpusID:211265114>
- [60] G. Draper-Gil, A. H. Lashkari, M. S. I. Mamun, and A. A. Ghorbani, “Characterization of encrypted and vpn traffic using time-related features,” in *International Conference on Information Systems Security and Privacy*, 2016.
- [61] I. Sharafaldin, A. H. Lashkari, and A. A. Ghorbani, “Toward generating a new intrusion detection dataset and intrusion traffic characterization,” in *Proceedings of the 4th International Conference on Information Systems Security and Privacy - Volume 1: ICISSP, INSTICC*. SciTePress, 2018, pp. 108–116.
- [62] “Patator,” <https://github.com/lanjelot/patator>.
- [63] T. K. Ho, “Random decision forests,” in *Proceedings of 3rd international conference on document analysis and recognition*, vol. 1. IEEE, 1995, pp. 278–282.
- [64] C. Cortes and V. Vapnik, “Support-vector networks,” *Machine learning*, vol. 20, no. 3, pp. 273–297, 1995.
- [65] Student, “The probable error of a mean,” *Biometrika*, pp. 1–25, 1908.
- [66] X. Wu, W. Guo, J. Yan, B. Coskun, and X. Xing, “From grim reality to practical solution: Malware classification in real-world noise,” in *2023 IEEE Symposium on Security and Privacy (SP)*, 2023, pp. 2602–2619.
- [67] I. Beltagy, M. E. Peters, and A. Cohan, “Longformer: The long-document transformer,” 2020.
- [68] A. Alshamrani, S. Myneni, A. Chowdhary, and D. Huang, “A survey on advanced persistent threats: Techniques, solutions, challenges, and research opportunities,” *IEEE Communications Surveys & Tutorials*, vol. 21, no. 2, pp. 1851–1877, 2019.
- [69] M. Kaya and H. Ş. Bilge, “Deep metric learning: A survey,” *Symmetry*, vol. 11, no. 9, p. 1066, 2019.
- [70] E. J. Hu, Y. Shen, P. Wallis, Z. Allen-Zhu, Y. Li, S. Wang, L. Wang, and W. Chen, “Lora: Low-rank adaptation of large language models,” *arXiv preprint arXiv:2106.09685*, 2021.
- [71] A. Dietmüller, S. Ray, R. Jacob, and L. Vanbever, “A new hope for network model generalization,” in *Proceedings of the 21st ACM Workshop on Hot Topics in Networks*, ser. HotNets ’22. New York, NY, USA: Association for Computing Machinery, 2022, p. 152–159. [Online]. Available: <https://doi.org/10.1145/3563766.3564104>
- [72] Z. Wei, J. Chen, M. Goldblum, Z. Wu, T. Goldstein, and Y.-G. Jiang, “Towards transferable adversarial attacks on vision transformers,” in *Proceedings of the AAAI Conference on Artificial Intelligence*, vol. 36, 2022, pp. 2668–2676.
- [73] S. Qiu, Q. Liu, S. Zhou, and W. Huang, “Adversarial attack and defense technologies in natural language processing: A survey,” *Neurocomputing*, vol. 492, pp. 278–307, 2022. [Online]. Available: <https://www.sciencedirect.com/science/article/pii/S0925231222003861>

Appendix

In this appendix, we provide brief information about traffic distribution between different classes for the campus fine-tuning dataset (see Table 5) and for CIC-IDS-2017 (see Table 6).

Table 7 provides information about what packet fields were used for different protocols in the tokenization process. In this work, we used some of the network and transport

TABLE 5: Table of traffic distribution across all the classes for the Traffic Classification dataset

Service Type	Number of flows
Streaming	3,868
Chat	1,316
Download	4,018
Social	10,000
Games	1,047
Search	6,637
Mail	3,933
Web	10,000
Cloud	10,000
WebApp	10,000
Advertisements	10,000

TABLE 6: Table of traffic distribution across all the classes for CIC-IDS-2017

Attack type	Number of flows
SSH Patator	3,958
FTP Patator	2,464
DDOS	45,168
DOS	29,754
Web	2,019
Infiltration	3,757
Port Scan	159,554
Benign	249,044

layer fields for tokenization, as well as the first 12 bytes of the payload. This selection of fields allowed us to include the most relevant information about the packet in the tokenization process but avoid possible shortcuts.

TABLE 7: Packet fields used in Tokenization

Protocol	Fields				
IPv4	HeaderLen	ToS	TotalLen	Flags	TTL
TCP	Flags	WinSize	SeqNum	AckNum	UrgentPtr
UDP	Length				
ICMP	Type	Code			
Payload	12 bytes				

The Patator Multi-Cloud dataset is generated using virtual machines (VMs) in different cloud and physical infrastructures. We deployed two clusters of machines (five nodes each) on Amazon AWS and our campus infrastructure to use as attacker machines hosting *Patator* software [62], that were targeting the single victim VM, deployed in Microsoft Azure. We also deployed two clusters of machines (five nodes each) on Amazon AWS and our campus infrastructure to generate benign profile traffic with a pattern similar to the attacker’s traffic targeting the same victim VM as attacker machines. We captured the full network traffic on the victim VM using *tcpdump*.

For the netFound model, we used the hidden representation of 768 and 12 layers of BERT encoders for Burst and Flow transformations, and 24 attention heads for the model in total. For the pretraining of netFound model, we chose the learning rate of $2e^{-5}$ and the StepLR parameter as 0.995 every 10,000 steps. During the fine-tuning process, we chose the smaller learning rate of e^{-5} to prevent significant deviations of the already pre-trained weights.

TABLE 8: The testing performance of netFound trained on training sets with different noisy label rates (P_n) using the Traffic Classification dataset.

Noise rate	Curtains(%)	NprintML (%)	ET-BERT (%)	YaTC (%)	netFound (%)
0	54.53 \pm 0.97	87.22 \pm 0.12	72.26 \pm 0.38	76.54 \pm 0.23	96.08 \pm 0.04
10%	47.14 \pm 0.26	86.52 \pm 0.17	63.67 \pm 0.32	75.77 \pm 0.09	95.07 \pm 0.14
20%	41.16 \pm 0.35	85.36 \pm 0.19	62.77 \pm 0.52	74.89 \pm 0.04	94.38 \pm 0.2
30%	37.81 \pm 0.69	83.30 \pm 0.16	61.88 \pm 0.44	73.91 \pm 0.08	93.28 \pm 0.14
40%	34.48 \pm 0.95	80.54 \pm 0.22	60.52 \pm 0.19	71.75 \pm 0.37	92.18 \pm 0.11

TABLE 9: Attention weights for flags in packets of the 3rd burst. The green color indicates the labels that were correctly predicted. The color of the cells represents the attention weights. The darker the cell, the more weight it has in the attention vector of the corresponding packet’s flag.

Pkt #	TCP Flag (Masked)	Burst-3	Length	Window	Seq #	Ack #
N	ACK	CLS	52	271	517	1922
N + 1	ACK	CLS	1426	271	517	1922
N + 2	ACK	CLS	308	271	1891	1922
N + 3	ACK+PSH	CLS	459	271	2147	1922

For the ET-BERT implementation, we followed the original paper and used the original hyperparameters, i.e., the learning rate of $2e^{-5}$, hidden size representation of 768, 12 encoders, and 12 attention heads.

For the Curtains implementation, we also followed the approach of the original paper and used the original hyperparameters, i.e. the learning rate of e^{-3} and the StepLR parameter of 0.995.

In this section, we provide the performance of netFound and baselines using the Traffic Classification dataset. We introduce noisy labels in the training set by randomly flipping the labels of a certain percentage of the training samples to any label except the original. We evaluate the performance of the models on the correct test set (without noise). The results are shown in Table 8. We observe that netFound demonstrates the best performance compared to the baselines across all noise rates, and demonstrate robustness to noisy labels comparable to the baselines.

To answer ③, i.e., demonstrating the pre-trained model’s understanding of the hidden networking context, we conduct a case study. In this study, we demonstrate how the pre-trained model learns hidden relationships between various packet fields, revealing the behavior of a network protocol (TCP) and its interaction with the underlying network conditions.

Specifically, we sample 100 K flows from the test data, ensuring they have at least three bursts, and then mask the TCP flag field for all packets in the third burst. By focusing on the third burst, we aim to illustrate the model’s ability to comprehend hidden relationships in flows with longer sequence lengths. This sets our approach apart from existing foundation models like ET-BERT, which only focus on the first burst in a flow. Our findings reveal a prediction accuracy of 92.2%, indicating that the model successfully learned the concealed relationships among different packet fields, which can be attributed to the TCP protocol’s logic and specification, as well as its interaction with the underlying network conditions.

To gain a deeper understanding of the relationships the

TABLE 10: The performance between netFound and its different ablated variations using long sequences (L), protocol-aware tokenization (T), multi-modality (M), and hierarchy (H), on the traffic classification task. “# Epochs” means the number of epochs needed for the model to converge during the fine-tuning.

Variations	Features				Token Prediction	Traffic Classification	# Epochs
	L	T	M	H	F_1 (%)	F_1 (%)	
DNN					-	49.12 \pm 1.93	15
netFound-Zero					88.75	77.62 \pm 0.13	5
netFound-L	✓				79.07 \pm 0.04	94.51 \pm 0.03	8
netFound-LT	✓	✓			81.38 \pm 0.03	94.69 \pm 0.39	5
netFound-LTM	✓	✓	✓		81.55 \pm 0.02	94.98 \pm 0.14	4
netFound-LTH	✓	✓		✓	85.04 \pm 0.04	95.92 \pm 0.10	4
netFound-LMH	✓		✓	✓	80.46 \pm 0.41	94.52 \pm 0.08	9
netFound-NoPT	✓	✓	✓	✓	-	87.44 \pm 0.31	7
netFound-LTMH	✓	✓	✓	✓	85.26 \pm 0.03	96.08 \pm 0.04	4

model is learning, we further analyze the decision-making for one of the flows in the test data. Randomly selecting a flow with at least three bursts, we mask the TCP flag fields for all packets in the third burst and use the pre-trained model to predict these fields. Table 9 shows that the model accurately predicted TCP flags for all six packets. We report the attention weights for a subset of relevant input fields, highlighting their contribution to predicting the TCP flag field.

We observe that the model gives weightage to the burst representations (CLS). Note that a burst representation captures interdependencies between different tokens within a burst as well as between other bursts in the flow. This result shows the value of employing a hierarchical transformer to capture sequence-wide relationships explicitly. The next highest weight is assigned to tokens pertaining to the packet length field. This finding indicates that the model successfully inferred that a higher value for packet length is a strong indicator for the ACK+PUSH flag. This aligns with the ACK+PUSH flag’s purpose of piggybacking data along with the acknowledgment. Thus, the model autonomously learned this protocol-specific behavior. The other fields have little to no weightage, reaffirming that the model correctly learned that these other packet fields are unrelated to TCP flag fields in a burst.

In Table 10 we show the performance of netFound with different combinations of features enabled for both token prediction and traffic classification. Note that netFound-NoPT represents the full model without pretraining (so, trained only on the traffic classification dataset), and DNN represents the simple (non-transformer) linear model fully trained only on the traffic classification dataset.

The Table 11 shows the entropy of the packet headers in our pretraining dataset and the corresponding F_1 score of predicting these fields if they are masked. The results demonstrate that the model successfully predicts fields even with high entropy, which demonstrates its ability to grasp complex patterns of traffic.

TABLE 11: F_1 prediction score of masked headers fields and their corresponding entropy in the pretraining dataset.

Feature Names	TCP		UDP	
	Entropy	F_1	Entropy	F_1
IP header length	0	99.99	0	99.99
IP Type of Service	0.42	99.99	0.67	98.69
IP total length	3.36	89.52	4.75	89.31
IP flags	0.50	99.30	0.53	99.43
TTL	2.84	95.10	2.08	97.76
TCP flags	1.34	98.15	-	-
TCP wsize	5.25	88.10	-	-
TCP seq 1	0.22	99.79	-	-
TCP seq 2	6.14	84.10	-	-
TCP ack 1	0.74	98.67	-	-
TCP ack 2	6.77	85.33	-	-
TCP urp	0.001	99.99	-	-
UDP length	-	-	4.75	88.72
Payload 1	2.56	89.87	8.67	24.19
Payload 2	2.77	88.57	8.99	62.12
Payload 3	4.55	73.33	9.11	63.27
Payload 4	4.17	74.75	10.29	55.10
Payload 5	4.42	74.43	10.62	33.60
Payload 6	4.73	67.44	10.64	32.41