

# netFound: Foundation Model for Network Security

Satyandra Guthula  
UC Santa Barbara  
satyandra@ucsb.edu

Navya Battula  
UC Santa Barbara  
navyabio12@gmail.com

Roman Beltiukov  
UC Santa Barbara  
rbeltiukov@ucsb.edu

Wenbo Guo  
Purdue University  
henrygwb@purdue.edu

Arpit Gupta  
UC Santa Barbara  
arpitgupta@ucsb.edu

## Abstract

In ML for network security, traditional workflows rely on high-quality labeled data and manual feature engineering, but limited datasets and human expertise hinder feature selection, leading to models struggling to capture crucial relationships and generalize effectively. Inspired by recent advancements in ML application domains like GPT-4 and Vision Transformers, we have developed *netFound*, a foundational model for network security. This model undergoes pre-training using self-supervised algorithms applied to readily available unlabeled network packet traces. *netFound*'s design incorporates hierarchical and multi-modal attributes of network traffic, effectively capturing hidden networking contexts, including application logic, communication protocols, and network conditions.

With this pre-trained foundation in place, we can fine-tune *netFound* for a wide array of downstream tasks, even when dealing with low-quality, limited, and noisy labeled data. Our experiments demonstrate *netFound*'s superiority over existing state-of-the-art ML-based solutions across three distinct network downstream tasks: traffic classification, network intrusion detection, and APT detection. Furthermore, we emphasize *netFound*'s robustness against noisy and missing labels, as well as its ability to generalize across temporal variations and diverse network environments. Finally, through a series of ablation studies, we provide comprehensive insights into how our design choices enable *netFound* to more effectively capture hidden networking contexts, further solidifying its performance and utility in network security applications.

## 1 Introduction

**Machine learning for network security.** The field of network security has a rich history of utilizing ML techniques to automate security decision-making, reduce human costs, and democratize network security systems [7, 54, 55].

However, existing ML artifacts encounter challenges when it comes to generalization, meaning they often struggle to perform as expected in more complex production settings. These

challenges stem from the conventional ML pipeline used to develop these models [11, 16]. Specifically, the existing workflow heavily relies on curating high-quality labeled data from the target network environment and manually selecting feature engineering methods to transform the raw curated data into appropriate representations for model training [2, 27, 43].

In practice, the curated datasets are often limited in size, with very few data points, and some critical data points lack labels or contain noise, including a subset of data points that are mislabeled [40]. These data quality issues contribute to model underspecification problems, such as shortcut learning and spurious correlations, ultimately affecting the learning model's ability to generalize [8, 25].

Furthermore, the over-reliance on human expertise often leads to difficulties in identifying the right representations (i.e., features) for specific learning problems. This hinders the model's ability to capture critical causal relationships in the data, ultimately affecting its performance in realistic settings [11, 16].

**Opportunity: Foundation models.** These challenges are not unique and have also impacted other application domains, including vision, natural language processing (NLP), and more. To address these issues, researchers in these domains have explored the design of *foundation models* [70], pre-trained solely using unlabeled data. These pre-trained models learn the inherent relationships in the data through self-supervised learning methods, effectively capturing the hidden context. Applying these pre-trained models to various downstream tasks has yielded transformative results in different ML application domains, particularly in NLP (e.g., GPT4 [46], BERT [17]) and vision (e.g., Vision transformer [57]). Recent advances, such as the commoditization of the new ASIC programmable data plane, have democratized access to unsampled packet traces from production networks for extended durations [10, 31]. These recent developments motivate exploring whether and how one can develop foundation models for networks, primarily focusing on addressing network security problems.

**Challenges in developing network foundation models.** In this context, we have observed multiple high-level proposals

advocating the development of foundation models for networking. However, most of these preliminary works simply apply existing transformer-based models (e.g., BERT [17]) as-is or with minor modifications to develop foundation models [18, 39]. While these approaches serve as a good starting point, they overlook the fundamental differences between natural language and networking data. To effectively capture the hidden networking context, foundation models need to consider domain-specific attributes and constraints.

Network data exhibit two key characteristics that need consideration when developing foundation models for network security. Firstly, network data is *multi-modal*, encompassing data from various contexts and perspectives. For example, the relationship between packet headers within a packet is governed by underlying data-plane protocols (e.g., TCP, IPv4, Ethernet) and the network stack of related network devices (e.g., end hosts, switches, routers, etc.). Moreover, the relationship between packet headers (and payload) across a packet stream in a connection (e.g., TCP session) is influenced by how the underlying transport protocol and the application logic interact with ever-changing network conditions (e.g., packet loss, queuing delays, etc.). Various downstream applications may necessitate the extraction of one or several of these relationships. Therefore, it is critical to explicitly capture these distinct relationships across various modalities when designing foundational network models.

Secondly, network data inherently follows a *hierarchical* structure, comprising a sequence of packets grouped into bursts, flows, services, hosts, prefixes, ASes, and more. Different network security learning problems make decisions at varying granularity levels within this hierarchy. Therefore, it is crucial to develop modular foundation models that support easy extension to downstream tasks at different granularities.

Scaling the development of transformer-based foundation models to capture holistic information within longer network packet sequences, especially at higher granularity levels such as flows or hosts, poses challenges [59]. Existing solutions often resort to trimming the sequence length, rendering them ineffective, particularly when essential information exists at the sequence’s tail (e.g., SYN or FIN flags in the case of TCP-based flows). However, network data’s *hierarchical* structure provides a unique opportunity to develop a hierarchical foundation model that iteratively learns latent representations at finer granularities, aiding in representation learning for coarser granularities. This approach leverages the hierarchical structure to capture comprehensive information, enabling effective learning at various levels of granularity.

**Our solution.** In this paper, we propose a novel transformer-based network foundation model that effectively captures the unique attributes of network traffic data. Our model makes two key contributions: (1) To handle the multi-modal nature of network data, we introduce a novel *input embedding method* that fuses information from packet fields and relevant meta information (e.g., statistical features, direction, position, etc.)

at various granularities, allowing our model to process diverse data modalities present in network traffic. (2) To capture the inherent hierarchy in network data, we design our model as a *hierarchical transformer*. This approach enables parameter sharing across different granularity levels (e.g., packets, bursts, flows, etc.), offering better opportunities to learn inherent hierarchies in the network data. By incorporating these innovative features, our transformer-based network foundation model simply transforms a sequence of (encrypted) network packets as input to fixed-size network data representations that capture complex hidden networking context effectively at different granularities.

To demonstrate the value of netFound, we first compare netFound with three state-of-the-art ML-based solutions in three distinct downstream tasks. Our baselines include the state-of-the-art foundation model for network security—ET-BERT [39]. This solution directly uses the off-the-shelf transformer structure without considering the multi-modality and hierarchical nature of network data. We show that netFound outperforms all three baselines in Traffic Classification with a statistically significant margin ( $p$ -value  $< 0.05$ ), and performs equivalent or better on the other tasks. Second, we demonstrate netFound’s robustness to noisy and missing labels (with less than 5% accuracy drop when 40% of the training data are unlabeled or mislabeled). Third, we also show netFound’s generalizability across temporal variants and different network conditions. Furthermore, we conduct an ablation study to illustrate the efficacy of our design choices. Lastly, through various case studies, we demonstrate how netFound learns different multi-modal relationships to understand the hidden networking context effectively.

In summary, our work makes the following contributions.

- We design a hierarchical network representation learning model to provide fixed-size representations for multi-modal network data at different granularity levels through pure self-supervised learning.
- We show that our pre-trained foundation model can capture various hidden network contexts and relationships even when facing temporal snooping. Through human analysis, we verify our pre-trained model could capture the critical attributes and inter-dependencies.
- We demonstrate that our method outperforms existing ML-based solutions in three downstream network security tasks. We also show that our method is robust against missing and noisy labels in the training data of the downstream tasks.

## 2 Background and Problem Scope

### 2.1 Machine learning in Network Security

**Network traffic classification.** This problem involves the categorization or labeling of network traffic based on its char-

acteristics, patterns, or content. The most common traffic classification task is application identification, which recognizes applications such as web browsing, file sharing, video streaming, and email based on collected network traffic and corresponding network configurations [47]. ML technique models application classification as a multi-class classification problem, where each class represents one application and trains supervised classifiers from a (well-)labeled training dataset. Existing research has demonstrated the effectiveness of ML techniques in application classification for network traffic under various network communication setups (VPN and Tor) such as [62], [33] and [63], and when network traffic is encrypted with different techniques (standard encryption protocols and TLS 1.3) such as [39] and [2].

**Network intrusion/anomaly detection.** This application identifies and classifies network traffic that may indicate malicious activities or intrusion attempts. It involves differentiating between normal and abnormal traffic patterns, detecting network attacks, and flagging potential security threats. At a coarse-grained level, existing research often treats anomaly detection as a binary classification problem, where machine learning models are trained to determine whether a specific network packet or group of packets (i.e., a burst or a flow) is benign or malicious. Similar to traffic classification, existing techniques learn a supervised classifier using a training set with labeled benign and malicious traffic [23, 66]. Some researchers also explore the use of unsupervised learning techniques, which train a model to capture the characteristics of normal traffic and detect deviations from it [44, 68]. At a more fine-grained level, researchers label traffic with the specific type of attack it belongs to and train supervised multi-class classifiers. These classifiers recognize specific intrusion attack types associated with the analyzed traffic.

**Advanced persistent threats detection.** Advanced Persistent Threats (APT) refer to the attacks that typically infiltrate a target system through malicious uploads, social engineering attacks, etc. After successful infiltration, they move laterally over relatively long intervals to expand their presence, with the ultimate goal of extracting, locking, or transferring critical data. APTs decompose their tasks into multiple stages so that discriminating each of these tasks from normal operations is non-trivial. Intrusion detection introduced above defends against APTs during the infiltration stage. Going beyond this protection, existing research also leverages machine learning at later stages for APT defense. For example, existing research uses machine learning to identify the specific attacks involved in an APT attack’s playbook (e.g., Log4J CVE-2021-44228) or identify which hosts are compromised by attackers [4].

**Other learning problems.** In addition to the aforementioned applications, machine learning has been successfully applied to various other network security challenges, including botnet detection [36], application fingerprinting [1, 60], vulnerability assessment [35], etc. These applications are also modeled as either supervised classification problems, where the models

learn from labeled data to classify instances, or unsupervised outlier detection problems, where the models identify anomalies without prior knowledge of specific classes.

## 2.2 Existing Techniques and Limitations

We can divide existing techniques into two broader categories that are either task-specific or task-agnostic.

### 2.2.1 Task-specific techniques

The solutions in this category involve extracting different features from the network traffic data to curate a (labeled) training set and then using it to train a supervised model for each learning task. Most of the techniques in this category focus on decision-making at the flow-level granularity. We can categorize the flow-level features into three broad categories: (1) *aggregate flow statistics* extracted across all packets in the flow (e.g., the total number of packets, bytes, mean inter-packet gap, etc.); (2) *raw bytes* in the packet’s header or payload (e.g., TCP flags, TLS service name identifier, etc.); and (3) *time series* features, which include time series of different fixed-size packet-level information (e.g., packet length, timestamp, etc.).

Different solutions in this category vary in terms of the class of features they consider, the method of feature extraction for each category, and the model specification they use. Most of the existing solutions focus on only one feature category. Some of them employ the CICFlowMeter [33] to extract different statistical features from a flow, which they feed to different model specifications of varying complexity (linear regression, deep neural network, etc.). Others directly take the raw bytes of all packets in a flow as input and feed them to CNNs or RNNs [14, 37, 42, 51, 68, 69]. The latter avoids explicit feature engineering, assuming that deep learning models can learn representations from raw and noisy inputs implicitly. Another class of solution solely considers time-series features, arguing that capturing the inherent temporal relationship is sufficient for flow discrimination [1, 41, 52, 58].

However, recent efforts have demonstrated the value of combining different feature categories [6, 26, 28, 30, 45, 53, 65]. Among these efforts, a noteworthy solution is “Look Behind the Curtain” [2].<sup>1</sup> This solution leverages all three feature categories. Specifically, it uses CICFlowmeter to extract summary statistics, feeding them to a MultiLayer Perceptron (MLP) while simultaneously feeding the raw bytes of a few packet fields (TLS handshakes) to a CNN and the time series of various packet-level attributes (e.g., total length) to an LSTM. This comprehensive approach outperforms most existing solutions that only consider a subset of feature categories, making a strong case for incorporating all three feature categories.

**Limitations.** For these techniques, the over-reliance on high-quality labeled training datasets makes it difficult to balance

<sup>1</sup>We refer to this work as “Curtains” to simplify the exposition.

performance and generalizability. On the one hand, recent work (e.g., Curtains [2]) has shown the value of considering more complex features and model specifications. However, on the other hand, developing such complex models heavily relies on the availability of abundant high-quality labeled training data that accurately represents the target environment. Unfortunately, curating such datasets remains a daunting task, leading to the use of low-quality publicly-available training data that is noisy with limited labeled data points. Recent works [8, 25] have demonstrated that training complex learning models with low-quality data results in underspecification issues (e.g., learn shortcuts, overfit to training data, learn spurious correlations, etc.), leading to poor generalization. Consequently, models trained using these techniques are either not performant or fail to generalize effectively.

### 2.2.2 Task-agnostic techniques.

The solutions in this category develop foundation models to learn intermediate network data representations (often referred to as pre-trained models or foundation models) using unlabeled network data, which can then be fine-tuned for different downstream learning tasks using labeled data.

These solutions vary in feature categories, feature extraction methods, and representation learning models [9, 13, 23, 44]. For instance, nPrintML [23] proposes representing traffic data as a fixed-size binary feature vector (referred to as nPrint vector), where each bit for different packet fields has a pre-defined position. Even though there is no explicit learning component, the paper argued that the proposed nPrint representation is amenable to different model architectures for disparate (downstream) learning tasks. In contrast, Kitsune [44] extracts various statistical features from the incoming packet stream across multiple temporal windows. These features are then clustered and fed to an ensemble of AutoEncoders to learn compressed data representations. Although theoretically possible to fine-tune the compressed representations for different downstream tasks, Kitsune has thus far been exclusively used for anomaly detection problems.

**Transformer-based foundation models.** Inspired by the success of foundation models in other domains, especially NLP (e.g., BERT [17], GPT4 [46], etc.), recent efforts have employed transformer architecture and leveraged its self-attention mechanisms to develop foundation models for network data [18, 21, 34, 39]. Among these solutions, ET-BERT [39] is the most notable, as it developed novel domain-specific learning objectives to train the transformer model. ET-BERT takes the first burst in a flow/connection as input to learn a fixed-sized representation for that flow. Here, the paper defined burst as a sequence of up to **five** packets that share the same direction. It employs two pre-training tasks, i.e., (1) predict masked packet content in a burst, and (2) predict if two sub-bursts belong to the same burst, to learn network data representations that capture various implicit spatial-temporal

relationships in the packet stream. It then demonstrates that one could employ simple classifiers (e.g., shallow MLP models) that are both performant and generalizable for various downstream traffic classification tasks.

**Limitations.** Existing solutions cannot capture unique domain-specific attributes of network data. As a result, they lack extensibility to challenging downstream tasks and fail to meet expected levels of generalization.

Existing methods do not explicitly capture the inherently hierarchical structure of the networking data (packet traces), where sequences of packets form bursts, multiple bursts create flows, and a series of connections constitute services or applications. Various learning problems require decisions at distinct levels of granularity. For example, firewalls make decisions at the level of individual packets. At the same time, anomaly detection and intrusion detection systems (IDSes) make decisions at the flow-level granularity, and the website and application fingerprinting problems make decisions at the level of sessions composed of one or more flows. None of the existing techniques capture this inherent hierarchical structure or produce network data representations at different hierarchical levels. Consequently, extending these representations to apply beyond simpler flow-level classification problems is non-trivial. For example, it is unclear how to extend ET-BERT to make device-level decisions for OS fingerprinting problems or inferring APT infiltration attempts.

Moreover, being agnostic to inherent hierarchical structures, these solutions also miss out on opportunities to strike a balance between performance and scale. Specifically, since scaling transformer-based models for longer sequences is slow and generalizes poorly, existing solutions often resort to trimming the sequence length. For example, both nPrintML and ET-BERT only consider a single burst of up to the first **five** packets in a flow as input. However, such an approach misses out on capturing holistic information in the packet sequence, limiting the applicability for different downstream tasks.

Furthermore, existing task-agnostic techniques primarily focus on generating representations solely from a subset of raw bytes of packet traces. For example, ET-BERT only takes the packet’s (encrypted) payload fields and no header fields as input, and nPrintML does not consider any time series features. However, as we discussed before, network packet traces exhibit different modalities at various granularities, each suited for different inductive biases. Such an approach fails to capture and integrate these multi-modal inputs, affecting the performance of the pre-trained model when applied to complex downstream learning tasks.

## 2.3 Takeaways

It is clear that numerous learning challenges in network security could benefit from ML-based solutions. However, the current method of employing task-specific techniques encounters issues with generalizability due to a scarcity of representative



labeled data. These methods do not fully exploit the plentiful unlabeled data (e.g., packet traces) from target network environments, nor do they effectively utilize limited labeled data. Task-agnostic techniques, particularly those employing attention-based neural networks to develop pre-trained models through self-supervised learning, are more apt for maximizing the utility of available network data. Nonetheless, existing solutions neglect the intrinsic hierarchy and multi-modality present in network data, thereby restricting their ability to balance performance, generalizability, and scalability effectively.

### 3 Design of a Network Foundation Model

In this paper, we aim to address the limitations of existing ML-based techniques by developing a foundation model for network security. Specifically, our goal is to create a pre-trained foundation model that takes abundant, unlabeled, and unsampled packet traces from production environments as input. We will apply self-supervised learning methods to learn latent representations for sequences of network packets grouped at different granularities (e.g., bursts, flows, hosts, etc.). Our objective is to ensure that the learned network data representations holistically capture various hidden relationships between different items in the input packet sequence attributed to underlying network protocols, network conditions, application logic, etc. In the following, we describe how we made different choices to achieve our goals.

#### 3.1 Selecting the Model Architecture

We first address the choice of model architecture and learning method for developing the foundation model. Considering the ease of collecting unlabeled network data from target production environments, we focused on architectures that simplify learning data representations in a self-supervised or unsupervised manner. Among the various options, such as variational auto-encoders (VAEs) [32], generative adversarial networks (GANs) [19], etc., we selected the transformer as the base architecture for our foundation model.

The *transformer model* provides several advantages over others. First, transformers can capture more holistic and long-term dependencies within the input sequence, handle various input modalities, and support self-supervised learning. Additionally, the self-attention mechanism of the transformer provides the model with the flexibility to adapt its capacity and complexity for different datasets, reducing the risk of overfitting and enhancing generalizability. For example, compared to transformers, the objective function of the autoencoder has limited penalization capability, making it vulnerable to the model collapse issue, especially for inputs with longer sequence lengths [12]. The combination of these advantages makes the transformers a promising candidate for developing foundation models in networking, where the unlabeled data is abundant and multi-modal.

#### 3.2 Capturing Multi-modal Inputs

Previous work demonstrated the value of extracting different types of features to capture inherent multi-modality [2]. We next answer what data to feed as input to this transformer model to ensure it effectively captures the multi-modal input.

**Raw bytes.** To capture the information inside each packet, we slice it into fixed-size tokens, where the position of each token in a packet is also fixed. Such fixed-sized representation ensures that a packet’s representation is problem-agnostic and inherently normalized. Unlike nPrintML [23], which has a similar design where they consider one-bit features; we consider two-byte (16-bit) tokens. Such a design choice helps reduce the number of tokens the model considers, making it less vulnerable to underspecification issues, where a model picks up wrong correlations in the data [25]. For each packet, we consider only twelve bytes of payload as input for tokens. This method ensures that the model can extract insights from unencrypted application-layer fields while avoiding apparent learning shortcuts through service name identifiers (SNI) values in TLS headers or domain names in DNS messages.

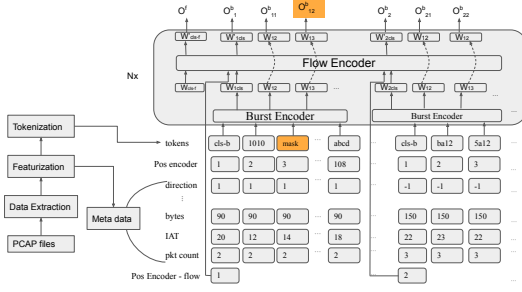
**Time series and statistical features.** To explicitly capture time series features (e.g., timestamp, direction, number of bytes or packets at different granularities, etc.), statistical features, and additional contextual information (e.g., hostname, ASN, etc.), we embed these features as *metadata*.

Embedding these metadata features can be achieved in different ways. One option is to add them directly with each input token, while another is to concatenate them with the learned data representations at coarser granularities. We have chosen to embed the meta information with each token, as it allows the transformer model to learn various cross-modal dependencies between metadata features (e.g., number of packets in a burst) and packet content (e.g., TCP flags) using self-attention mechanisms. Moreover, this approach ensures the model’s extensibility to incorporate newer and more effective features in the future. Importantly, this design choice adds more content to each token without altering the sequence length (i.e., the number of tokens), thereby avoiding undesired scalability challenges associated with such embeddings.

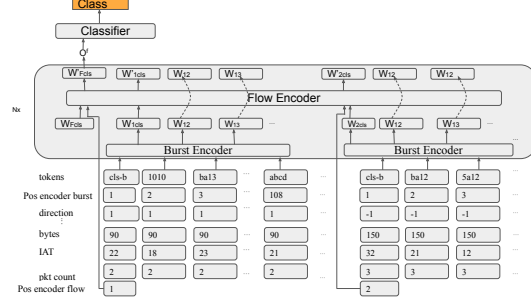
#### 3.3 Capturing Hierarchical Structures

Finally, we investigate methods to ensure that the foundation model effectively captures the inherent hierarchy in the network data and can be readily applied to various downstream tasks, each operating at different levels of granularity.

**Strawman: Disaggregated models.** One option is to disaggregate foundation models, i.e., train different foundation models to represent packets, bursts, flows, sessions, devices, etc. However, such an approach is ineffective at finer granularities and hard to scale for coarser ones. Specifically, such an approach fails to capture the inherent relationships across various packets, bursts, flows, and so on; we anticipate its

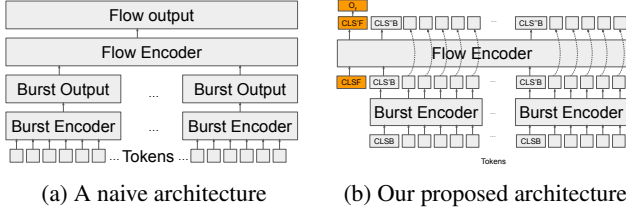


(a) Pre-training



(b) Fine-tuning

Figure 1: **Overview of netFound.** Here, (a) shows the data pre-processing pipeline that takes a packet capture as input for feature extraction and tokenization, and the pre-training pipeline that takes the tokenized packets as input to learn data representations (i.e., network foundation model) for different granularities using self-supervised methods, and (b) shows the fine-tuning pipeline that uses labeled network data and pre-trained foundation model to develop learning models for different downstream tasks.



(a) A naive architecture

(b) Our proposed architecture

Figure 2: Comparison between a naive hierarchical model and our proposed hierarchical transformer.

ineffectiveness, especially at finer granularities. Furthermore, models representing coarser granularity must consider extremely long sequences to be effective. Given the non-linear relationship between sequence length and training time for transformers [71], achieving a balance between performance and scale with this method is challenging. Given these observations, we consider a *hierarchical transformer architecture*, where we iteratively feed representations from finer granularities to learn representations for the coarser ones.

**Strawman: Naive hierarchical architecture.** Figure 2a shows how one can naively adapt the hierarchical model, developed for NLP task [67] and binary analysis [20], to network data. Specifically, it shows how one can divide a flow into multiple bursts, each consisting of a fixed number of packets, and each packet contains a fixed number of tokens. The feature vectors of each burst<sup>2</sup> are then input into the first transformer model (i.e., a burst encoder), and its output serves as the burst representation. Finally, we stack another transformer (i.e., flow encoder) on top of the burst encoders. The flow encoder takes burst representations as input and learns a hidden representation for the entire flow.

**Limitations.** Such an approach has two key limitations. (1) It is used by existing works to conduct end-to-end supervised learning directly using the flow-level representation [20, 67]. Given the model does not provide token-level

outputs, it cannot be used for the token-level mask and prediction self-supervised pre-training. (2) The model cannot capture the dependencies between different items within the same granularity. For instance, at the burst level, this model might not be able to capture the relationship of how the ACK flag for a packet in the first burst affects the value of CWND for different packets in the next burst.

**Proposed hierarchical architecture.** To tackle these limitations, we propose a novel hierarchical structure with a *skip connection*. Similar to the naive structure, we also use a transformer model as the first layer to process each burst. As demonstrated in Figure 2b, this model outputs a representation for each token in the current burst together with a holistic representation for the burst (CLS). Then, we feed the concatenated input into the second-layer transformer, where we integrate the skipping connection. More specifically, we only input the burst representations to the second layer (indicated by the solid lines) and *skip the token representations* (indicated by the dash lines). Similar to the aforementioned hierarchical structure, the first layer can still capture the token dependencies within bursts, and the second layer can still capture the cross-burst dependency.

In addition, our model could further capture the token dependencies across bursts, which cannot be modeled by naive structure in Figure 2a. More importantly, the outputs of the second layer contain the representation for each input token. This enables us to mask input tokens and predict the masked tokens with their hidden representations. As such, we can train the model with the standard transformer’s masking and prediction objective function, which is much more effective and efficient than the auto-encoder objective function [17]. Our method integrates additional CLS tokens at each granularity level to obtain a holistic representation, which will then be used for downstream tasks at that level.

<sup>2</sup>Here, we use “feature vector” ambiguously. In Section 4, we will specify our choice of feature pre-processing.

## 4 netFound’s Workflow

### 4.1 Data Pre-processing

We describe how we transform raw packet traces into fixed-sized tokenized representations amenable to transformers.

**Step 1: Data extraction.** We leverage passively collected packet traces as input. First, we split the larger packet captures (stored as pcaps) into smaller files, one for each flow. Similar to previous works [9, 23, 27], we consider a flow as a group of packets with the same five tuples, i.e., `srcIP`, `dstIP`, `srcPort`, `dstPort`, and `proto` fields. We discard all flows with just 1-2 packets, as most of them are attributable to noisy scanning activities and don’t contribute to learning meaningful networking context.

Next, we categorize packets within a flow into “bursts”, defined as groups of packets sharing the same direction (inbound or outbound) and having an inter-packet gap of less than or equal to 10 ms. This categorization results in variable quantities of packets per burst and bursts per flow.

Then, we standardize the number of packets per burst and bursts per flow. This enables applying the batch operation for transforming training that improves the scalability. Selecting these numbers based on the maximum observed values, while feasible, leads to excessive padding and longer sequences, complicating the scalability of the pre-training phase. Conversely, opting for a single burst per flow, as seen in existing works like nPrintML [23] and ET-BERT [39], overlooks the crucial relationships among packets within and across different bursts in a flow, essential for deciphering the hidden networking context, including application logic, network protocols, network conditions, etc.

Considering these factors, we choose a balanced approach, adopting the *median* values — up to 12 bursts per flow and six packets (including padding if necessary) per burst. This strategy strikes a reasonable balance between the issues of excessive padding and sequence length while preserving critical inter-packet dynamics.

**Step 2: Featurization.** For each packet in a burst, we extract various network, transport, and application layer packet fields, transforming these raw fields into a fixed-size vector. Our model eschews flow identifiers like IP addresses, port numbers, SNIs, and domain names, which remain constant within a flow, and do not contribute to learning the flow’s latent representation. This strategy ensures that our model focuses on understanding how the hidden networking context influences the spatial-temporal interrelations between packet fields within a flow. To this end, we limit our extraction to the first 12 bytes in the application layer. This specific choice enables the model to glean insights from unencrypted application-layer fields (e.g., DNS header) while circumventing potential learning shortcuts via service name identifiers (SNI) in TLS headers or domain names in DNS messages. Specifically, we consider 13 different packet fields and 279-bit long vectors to

represent packets. Appendix 8 lists the set of packet fields we consider for generating the feature vector.

Besides packet fields, we also extract various *metadata* fields from the network data. Specifically, we extract contextual and statistical information at packet- and burst-level, such as direction (outbound vs. inbound), number of bytes per burst, number of packets per burst, start time of a burst, inter-arrival time, etc. Note that for tasks necessitating decisions at coarser granularities, such as OS fingerprinting, we can leverage our modular design to integrate the hidden representations of a flow, learned by the model with the flow-level meta information, which includes identifiers (e.g., five-tuples) as well as various flow-level statistical features (e.g., average inter-arrival time, the total number of bytes, etc.) to decipher the latent attributes of pertinent target end hosts.

**Step 3: Tokenization.** We tokenize the extracted packet-level feature vector. The decision regarding token size is crucial. One potential strategy, drawing from nPrint, involves bit-level granularity tokenization. However, this significantly extends the input sequence length, presenting scalability challenges. Additionally, this method requires the model to discern semantic relationships between tokens within a packet field, making it prone to spurious correlations where the model tends to learn random relationships that are unrelated to the underlying causal structure. A recent work [25] highlights how this issue affects an existing solution, nPrint [23], that considers fine-grained (i.e., bit-level) features.

Alternatively, tokenizing at the packet field level reduces sequence length and absolves the model from learning redundant intra-field semantic relationships between tokens. Yet, the variable sizes of packet fields (e.g., a four-byte sequence number versus a two-byte window size in TCP packets) complicate determining an appropriate token size. Given these considerations, we opt for two-byte (16-bit) tokens. This method consolidates smaller packet fields into single tokens and splits larger ones into multiple (typically two) tokens, offering a reasonable balance between sequence length, token vocabulary size, and learning complexity. Consequently, for a given 279-bit vector, we generate 18 tokens per packet, resulting in 108 tokens per burst and 1296 tokens per flow.

We also incorporate several *special tokens* to enhance learning. Firstly, the [PAD] token is used to equalize input lengths, facilitating batch operation. For instance, for an input set to 90 tokens, each burst comprising 108 tokens gets segmented into six inputs, with the final segment containing 18 [PAD] tokens to maintain uniform token counts across inputs. Secondly, we introduce two distinct tokens: a burst-level [CLS-B] token and a flow-level [CLS-F] token. As illustrated in Figure 2b, the [CLS-B] token precedes each burst, with its output serving as an aggregate representation of the bursts. Conversely, the [CLS-F] token is positioned at the forefront of all burst representations within a flow, providing a comprehensive representation of the entire flow. Lastly, we employ the [MASK] token to represent nullified entries that require restoration

during the self-supervised pre-training phase.

## 4.2 Token Embedding

This step receives a set of tokens at different granularity levels. To ensure the model is differentiable, we need to convert the discrete one-hot representation of each token into a continuous representation that is differentiable. We consider three types of embedding for each token: packet field, positional, and metadata. More concretely, we denote each input sequence as  $\mathbf{X}^p \in \mathbb{R}^{l \times p}$ , where  $p = 65,542$  equals the vocabulary size of all tokens, including the special tokens. The  $i$ -th row in  $\mathbf{X}^p$  is the one-hot representation of the  $i$ -th token in the input, with one element as one and all the other elements as zero. We then denote the meta-information as  $\mathbf{X}^m \in \mathbb{R}^k$ , where each element represents  $k$  attributes. In our current implementation, please note that we considered four different meta attributes (i.e.,  $k = 4$ ) for each (packet-field) token: the direction of the burst it belongs to, the total number of packets and bytes in the burst, and the difference in its burst’s arrival compared to the previous one.

**Packet field token embedding.** Following the classical WordEmbedding technique [3], we design a token embedding layer that takes as input  $\mathbf{X}^p$  and outputs an embedding for  $\mathbf{X}^p$ , denoted as  $\mathbf{E}^T \in \mathbb{R}^{l \times q}$ . Here,  $q$  is a hyper-parameter, standing for the embedding dimension, and  $l$  denotes the input length. This layer conducts a linear operation with a learnable weight  $\mathbf{W}_T \in \mathbb{R}^{p \times q}$  that transforms  $\mathbf{X}^p$  into the token embedding  $\mathbf{E}^T \in \mathbb{R}^{l \times q}$  ( $\mathbf{E}^T = \mathbf{X}^p \mathbf{W}_T$ ).

**Positional embeddings.** We also designed two positional embeddings at the token and the burst level. As demonstrated in Figure 1, our token-level positional embedding is added to the tokens in each burst, ranging from 1 to 108. Each positional embedding is converted into a vector  $\mathbf{E}^P \in \mathbb{R}^q$  using the positional embedding layer in the standard transformer model. The readers could refer to [17] for more details about computing this embedding. For the burst-level positional embedding, we add the embedding ranging from 1 to 13 to the [CLS-F] and the 12 burst representations obtained from the burst encoder. We use the same positional embedding layer to compute this positional embedding.

**Metadata embedding.** We design a meta-information embedding layer to transform the input meta-information  $\mathbf{X}^m$  into an embedding with the same dimension as the token and positional embedding, denoted as  $\mathbf{E}^M \in \mathbb{R}^q$ . Like token embedding, we leverage a linear operation to compute  $\mathbf{E}^M$ . That is  $\mathbf{E}^M = \mathbf{X}^m \mathbf{W}_M$ , where  $\mathbf{W}_M \in \mathbb{R}^{4 \times q}$  is a learnable weight.

After computing these four embeddings, we compute a final embedding for each token  $\mathbf{E}_i$  as the summation of the corresponding three embeddings for each token ( $\mathbf{E}_i = \mathbf{E}_i^T + \mathbf{E}_i^P + \mathbf{E}^M$ ). We treat this concatenation of this embedding as the input to our hierarchical transformer model, where each input is denoted as  $\mathbf{E} \in \mathbb{R}^{l \times q}$ . Note that different from the token and positional embedding, all the tokens in the same

burst will share the same meta-information embedding.

## 4.3 Pre-training netFound

As mentioned above, we build the hierarchical model based on the transformer, the predominant architecture for foundation models in various domains [70]. In the following, we introduce the technical details of the transformer, followed by our design of stacking transformers with skip connections.

**Transformer.** The transformer model is composed of a series of attention layers, where each attention layer applies the self-attention mechanism [61] multiple times in parallel. More specifically, the first attention layer takes as input a sequence of the final embedding  $\mathbf{E}$  introduced above. It consists of  $H$  self-attention mechanisms, denoted as attention head. Each attention head first maps this embedding into three distinct representations, denoted as  $\mathbf{K}^h \in \mathbb{R}^{l \times q/H}$  (key),  $\mathbf{V}^h \in \mathbb{R}^{l \times q/H}$  (value), and  $\mathbf{Q}^h \in \mathbb{R}^{l \times q/H}$  (query). These mappings are computed through three affine transformations with learnable weights (fully connected layer). Then, the self-attention operation is conducted by computing the attention weights based on the key and query and then applying the weights to the value,  $\mathbf{O}^h = \text{softmax}(\frac{\mathbf{Q}^h (\mathbf{K}^h)^T}{\sqrt{q/H}}) \mathbf{V}^h$ , where

$\sqrt{q/H}$  is a scaling factor, and softmax is for normalization. The attention weight for a square matrix  $\mathbf{A}^h \in \mathbb{R}^{l \times l}$ , where  $\mathbf{A}_{ij}^h$  expresses the weight of  $\mathbf{E}_j$  on  $\mathbf{E}_i$  when updating  $\mathbf{E}_i$ . The attention output  $\mathbf{O}^h \in \mathbb{R}^{l \times q/H}$  is a new embedding of the input  $\mathbf{E}$  that captures the correlations within the input tokens. Finally, the output of each attention head will be concatenated and passed through a fully connected layer to obtain the final output  $\mathbf{O}$ , which has the same dimensionality as  $\mathbf{E}$ . This output fuses the different types of correlations captured by all attention heads in this layer. By stacking multiple attention layers, the transformer model can capture various global and local correlations and dependencies between the input tokens.

**Hierarchical Transformers with skip connection.** To capture the unique dependency of packet traces at different granularity levels, we explicitly build our foundation model as a hierarchical structure. Specifically, each input flow consists of a sequence of 12 bursts. Each burst starts with a [CLS-B]. In between are the actual tokens (between 0 and 65,535), indicating the header and 12-byte payloads of the packets in that burst. We first design a burst encoder that takes as input all the tokens in each burst and outputs a hidden representation for each token. The output representation of each [CLS-B] token serves as a holistic representation for the corresponding burst that summarizes the key information in the burst.

Then, we append an additional [CLS-F] token at the beginning of the obtained hidden representations and input them into our second layer transformer – flow encoder. To capture inter-burst correlations, we innovatively design skip connections in our flow-level transformer. As demonstrated in Figure 1, we only input the [CLS-F] token and the represen-



tations of the [CLS-B] tokens together with their positional embedding into the flow encoder and skip the intermediate tokens. With this design, the flow-level transformer could focus more on learning the dependencies across different bursts. In addition, this skip connection significantly reduces the input length for the flow encoder, avoiding handling the challenge of processing ultra-long sequences with the transformer. The output of the flow-level transformer would be a hidden representation for each input token that encodes the information of all 12 bursts. Similar to the standard transformer model, our model’s final input is still a hidden representation for each input token. We denote it as  $\mathbf{O} \in \mathbb{R}^{l \times q}$ .

In addition to explicitly capturing two different levels of correlations within the packet traces, another benefit of our hierarchical structure is that it enhances the model’s capability of handling long input sequences. As mentioned in ET-BERT [39], constrained by the power of the standard transformer, ET-BERT can only process the input with 512 tokens, corresponding to only the first burst in the flow. This significantly reduces the model’s capability of capturing long-term and hidden dependency within a relatively longer flow. Here, our model allows parameter sharing in the first layer and skip connection in the second layer, which significantly reduces the complexity of the model and thus allows the model to handle much longer input sequences (input with 1296 tokens).

**Self-supervised pre-training.** We follow the standard approach to apply masking [17, 39]. We first randomly choose 30% of tokens from each input sequence. We mask these chosen tokens by replacing them with the special token [MASK] introduced above for 80% of them, 10% of them remain the same and the remaining 10% are randomly chosen tokens. We randomize the masked tokens in each input, even for the same input sequence at different training epochs. We then input the masked sequence into our foundation model and obtain the corresponding hidden representation for each input token, denoted as  $[\mathbf{O}_1, \dots, \mathbf{O}_l]$ . To predict the masked tokens, we then stack a classification layer on top of the foundation model. It takes as input  $[\mathbf{O}_1, \dots, \mathbf{O}_l]$  and outputs the predicted token  $[\hat{\mathbf{X}}_1^p, \dots, \hat{\mathbf{X}}_l^p]$ . The pre-training training objective is to minimize the token prediction errors via the negative log-likelihood loss (NLL), formulated as  $\min_{\theta} \frac{1}{l} \sum_i -\mathbf{X}_i^p \log(\hat{\mathbf{X}}_i^p)$ . By solving this objective function with a first-order optimization method (e.g., ADAM), we can efficiently learn the parameters for the foundation model in a self-supervised fashion.

#### 4.4 Fine-tuning netFound

Given that the foundation model has already been pre-trained to provide high-quality representations that capture the hidden correlations within the input sequence, for each task, we create a shallow multi-layer perceptron model (MLP) with only two layers and stack it on top of the netFound model. This model takes the output of [CLS-B] or [CLS-F] (for burst-level and flow-level tasks respectively) token and produces

the corresponding prediction.

For training task-specific models we use corresponding loss functions (such as NLL loss for classification tasks), and we also unfreeze and update the foundation model during the fine-tuning process, allowing it to customize the learned representation for the specific downstream task.

As we use only [CLS-B] (or [CLS-F]) output for downstream task learning, the fine-tuning process will only update a subset of parameters that are connected to this token in the foundation model, which ensures fine-tuning efficiency.

We also explored the possibility of training only the shallow model for a downstream task without unfreezing the foundation model. This improves the efficiency of the fine-tuning process and reduces computational complexity, but significantly downgrades the resulting performance on downstream tasks. In this work, we choose to update the pre-trained model, given that our selected tasks are more suitable for customizing the representations (See Section 6).

### 5 Evaluation of netFound’s Pre-trained Model

In this section, we aim to answer the following questions regarding netFound’s pre-trained model. ❶ How well can the pre-trained model predict missing tokens? ❷ How well can the pre-trained model understand the hidden networking context, i.e., network protocol and conditions?

#### 5.1 Implementation and Experimental Setup

**Implementation.** We implement our transformer models using PyTorch 1.13.1 and Hugging Face Transformers 4.26.1. We select our model’s hyper-parameters via grid search. Here, we specify our choice of hyper-parameters (See Appendix D for more details). Specifically, we configure a burst input as a sequence of 108 tokens (6 packets with 18 tokens each), and a flow with 12 bursts, resulting in a sequence length of 1296 tokens. For our architecture, we utilize 12 burst encoders and 12 cross-burst encoders in an interleaved fashion. Each layer has a hidden dimension of 768 and 24 attention heads. This hidden size aligns with the standards set in both the BERT and ET-BERT papers, making it a common choice in most Transformer-related works. To convert metadata into embeddings of size 768, we employ a two-layer MLP with a hidden size of 1024. During pre-training, we randomly mask 30% of input tokens and calculate the loss based on the prediction of these masked tokens.

**Datasets.** We collect unsampled passive packet traces from our campus network’s border router for data collection. The data is collected in 15-minute bursts, and we utilize four such bursts from two different months: December 2022 (Campus 1) and September 2023 (Campus 2). To ensure data quality, we filter out all flows with fewer than 6 packets. We also filter out flows in which all the bursts have only two or fewer packets each. Our Campus 1 dataset consists of approximately 2.6 M

Table 1: The token prediction result of our pre-trained model on two testing sets with different token mask percentages. “PR” and “RE” refers to precision and recall.

Mask percentage	10%			30%			50%		
	PR	RE	$F_1$	PR	RE	$F_1$	PR	RE	$F_1$
Campus 1	89.71	84.93	86.39	85.43	79.97	81.59	78.08	70.39	73.18
Campus 2	86.43	84.58	82.45	84.10	80.94	80.18	74.23	70.02	70.44

Table 2: Attention weights for flags in packets of the 3rd burst. The green color indicates the labels that were correctly predicted. The color of the cells represents the attention weights. The darker the cell, the more weight it has in the attention vector of the corresponding packet’s flag.

Pkt #	TCP Flag (Masked)	Burst-3	Length	Window	Seq #	Ack #
1	ACK+Push	CLS	544	512	1540994994	68552749
2	ACK	CLS	40	510	1540994994	68552749
3	ACK	CLS	40	510	1540994994	68552749
4	ACK	CLS	40	513	1540994994	68552749
5	ACK+Push	CLS	112	276	68552749	1540994994
6	ACK+Push	CLS	542	509	1540994994	68552749

flows (Campus 1). To test our pre-trained model’s robustness to time variants, we split the first 70% flows as the training set and the last 30% flows as the testing set based on the timestamp. We then collect another testing set containing 5.5 M flows happening 9 months later than the first testing set (Campus 2).

## 5.2 Mask Prediction

To address ❶, i.e., the effectiveness of the pre-trained model in predicting missing tokens corresponding to various packet fields, we conduct an experiment where we randomly mask a fraction of tokens in two test sets and use the pre-trained model to predict the masked values. Table 1 presents the prediction accuracy, quantified as the precision ( $PR$ ), recall ( $RE$ ), and  $F_1$ -score ( $F_1$ ), for different fractions of masked tokens. Campus-1 refers to the first testing set with timestamps earlier than Campus-2 but later than the training set. The prediction accuracy gradually decreases as the number of masked tokens increases. However, the model still performs well, accurately predicting up to **50%** of the masked tokens. Table 1 demonstrates that our pre-trained model establishes a certain level of robustness against time variants or concept drifts. This is an important property for ML models in security applications.

## 5.3 Case Study

To answer ❷, i.e., demonstrating the pre-trained model’s understanding of the hidden networking context, we conduct a case study. In this study, we demonstrate how the pre-trained model learns hidden relationships between various packet fields, revealing the behavior of a network protocol (TCP) and its interaction with the underlying network conditions.

Specifically, we sample 100 K flows from the test data,

ensuring they have at least three bursts, and then mask the TCP flag field for all packets in the third burst. By focusing on the third burst, we aim to illustrate the model’s ability to comprehend hidden relationships in flows with longer sequence lengths. This sets our approach apart from existing foundation models like ET-BERT, which only focus on the first burst in a flow. Our findings reveal a prediction accuracy of 92.2%, indicating that the model successfully learned the concealed relationships among different packet fields, which can be attributed to the TCP protocol’s logic and specification, as well as its interaction with the underlying network conditions.

To gain a deeper understanding of the relationships the model is learning, we further analyze the decision-making for one of the flows in the test data. Randomly selecting a flow with at least three bursts, we mask the TCP flag fields for all packets in the third burst and use the pre-trained model to predict these fields. Table 2 shows that the model accurately predicted TCP flags for all six packets. We report the attention weights for a subset of relevant input fields, highlighting their contribution to predicting the TCP flag field.

We observe that the model gives weightage to the burst representations (CLS). Note that a burst representation captures interdependencies between different tokens within a burst as well as between other bursts in the flow. This result shows the value of employing a hierarchical transformer to capture sequence-wide relationships explicitly. The next highest weight is assigned to tokens pertaining to the packet length field. This finding indicates that the model successfully inferred that a higher value for packet length is a strong indicator for the ACK+PUSH flag. This aligns with the ACK+PUSH flag’s purpose of piggybacking data along with the acknowledgment. Thus, the model autonomously learned this protocol-specific behavior. The other fields have little to no weightage, reaffirming that the model correctly learned that these other packet fields are unrelated to TCP flag fields in a burst.

## 6 Evaluation of netFound’s Fine-tuned Models

With a decent foundation model, we show its effectiveness in various network security applications from different aspects. Specifically, we seek to answer the following questions. Q1: Is netFound able to outperform existing methods in different network security applications? Q2: Is netFound robust against missing labels? Q3: Is netFound robust against label noises? Q4: How effective are the design choices made in our foundation model? In this section, we specify the experiment design and result for answering each question.

### 6.1 Experiment Setup

**Datasets of downstream tasks.** As mentioned in Sections 2, we consider three representative network security applications as our downstream supervised learning tasks – traffic

classification, intrusion detection, and APT detection. In the following, we introduce the selected dataset for each task.

**Traffic classification.** We curate a traffic classification dataset with 72,577 traffic flows collected from the campus environment. Using the labeling method developed in [2], we assign these flows into **eleven** classes, corresponding to eleven different types of service. Table 6 in Appendix A shows the sample distribution of this dataset. Note that this dataset is collected from the same environment as the pretraining dataset. To simulate a realistic use case, we collect the traffic with a later timestamp than the pretraining traffic in this dataset. Similar to the pretraining dataset, we split the dataset into a training and testing set based on the timestamp with a ratio of 70:30 (testing traffic happens later than the training traffic).

**Intrusion detection.** We select the widely used CIC-IDS-2017 dataset [33]. Table 7 in Appendix A shows that the dataset has eight classes. The “Benign” class represents benign traffic, and the others represent different types of intrusions (e.g., SSH-Patator [48] or DDOS attacks). We use the same method as the dataset above to split the training and testing set.

**APT detection.** We curate an APT detection dataset from a Multi-Cloud environment (more details about this environment can be found in Appendix C). We launch the brute-force attack using the Patator tool [48] to simulate the infiltration step of the APT attack and collect the corresponding attack traffic flows. We collect a dataset with 251,047 benign traffic and 142,377 malicious traffic. Similar to the datasets above, we set the training and testing ratio as 70:30 and split the dataset based on timestamp.

For each dataset, we use the pretrained netFound to generate the representation for the flows and then train a shallow DNN to classify each flow to the corresponding class.

**Baselines.** We compare netFound with two popular task-agnostic methods nPrintML and ET-BERT. As discussed in Section 2, nPrintML is the state-of-the-art rule-based method for constructing traffic representation. ET-BERT is a newly emergent self-supervised learning-based method that employs the off-the-shelf transformer model. Similar to netFound, we use these two baseline methods to generate flow representations from raw bytes. Due to the constraint in the input length, ET-BERT can only capture the first burst (five packets) in a flow and generate the flow representation accordingly. Then, we apply three widely-used classification models, i.e., shallow MLP, random forest [22], and SVM [15] to train classifiers on the obtained representations. We use the model with the best performance as the final model for these two methods.

We also include Curtains [2], a state-of-the-art task-specific method, as the baseline. As introduced in Section 2, Curtains takes as input three types of features of traffic flows and trains a supervised method to predict the label for each flow. We carefully tune the hyper-parameters for each method (See Appendix D for our hyper-parameter choices).

**Evaluation metrics.** We select the widely used metrics – precision (PR), recall (RE), and  $F_1$  score. Given that we have

imbalanced testing sets, we leverage the sklearn [49] package to compute the per-class metrics and then conduct a macro average to obtain the final metrics for the whole dataset. The macro metrics penalize models that predict only the majority classes. This is useful for class-imbalanced datasets.

## 6.2 Effectiveness on Downstream Tasks (Q1)

**Design.** We compare netFound with the selected baseline methods on three downstream tasks to answer the first evaluation question. By comparing netFound and ET-BERT with nPrintML, we can demonstrate whether learning-based methods are superior to the rule-based method in providing generalizable representations. Additionally, by comparing netFound with ET-BERT, we can evaluate the effectiveness of our customized foundation model designs. Lastly, the comparison between netFound and Curtains allows us to assess whether our method outperforms traditional task-specific methods. To ensure the statistical significance of our comparison results, we run each method three times and conduct a paired t-test [56]. We report the mean and standard deviation of the obtained evaluation metrics and the p-value.

**Results.** Table 3 shows the performance comparison of netFound and three baselines on the selected datasets. As we can first observe from the table, netFound achieves a higher precision/recall/ $F_1$  scores than Curtains on all three datasets. This validates the advantage of our foundation model over the task-agnostic mechanism. Recall that Curtains leverage a more complicated classifier that combines CNN and RNN, whereas netFound only utilizes a simple DNN with MLP layers. This result also demonstrates that with more expressive and generalizable representations, we can use a simple model for fine-tuning that still achieves better performance than using a complicated model on low-quality representations. Note that the Curtains’ performance is lower than what was reported in their paper on a similar task. We contacted the authors and validated the correctness of our implementation. We suspect the reason is the differences in the datasets.

Table 3 also shows that netFound outperforms nPrintML, confirming our learning-based representations’ advantage over rule-based representations. Finally, netFound is significantly better than ET-BERT on traffic classification and intrusion detection. This highlights the value and effectiveness of our proposed foundation model structure. In other words, by integrating customized designs that capture the unique characteristics of network traffic, our model could provide higher-quality representations than the Vanilla transformer models optimized for other domains and thus achieve better performance on different network security problems.

Similar to the evaluation in Section 5, the testing sets have a later timestamp than the training set. This indicates the robustness of our fine-tuned models against time variants. In addition, the network environments of the intrusion detection and APT detection datasets are different from our pre-training

Table 3: The testing precision, recall (accuracy), and  $F_1$  scores of netFound and baseline models on three selected downstream tasks. The p-value in each cell is computed by comparing the corresponding result with the result of netFound.

Task	Curtains (%)			NprintML(%)			ET-BERT(%)			netFound(%)		
	PR	RE	$F_1$	PR	RE	$F_1$	PR	RE	$F_1$	PR	RE	$F_1$
Traffic classification	40.48±0.53 $p < 0.001$	43.42±0.62 $p < 0.001$	41.28±0.56 $p < 0.001$	83.86±0.16 $p < 0.001$	80.36±0.28 $p < 0.001$	81.43±0.24 $p < 0.001$	71.04±0.23 $p < 0.001$	69.24±0.17 $p < 0.001$	68.62±0.19 $p < 0.001$	88.79±0.27	87.97±0.10	88.33±0.14
Intrusion detection	85.66±0.12 $p < 0.001$	86.62±0.15 $p < 0.001$	86.13±0.12 $p < 0.001$	99.83±0.11 $p = 0.873$	99.23±0.63 $p = 0.084$	99.52±0.29 $p = 0.093$	99.83±0.08 $p = 0.660$	99.72±0.024 $p = 0.217$	99.77±0.04 $p = 0.269$	99.79±0.08	99.82±0.07	99.80±0.03
APT detection	96.37±0.24 $p = 0.001$	97.05±0.19 $p = 0.001$	96.68±0.20 $p = 0.001$	99.73±0.01 $p = 0.110$	99.72±0.02 $p = 0.641$	99.73±0.01 $p = 0.280$	99.78±0.01 $p = 0.596$	99.73±0.01 $p = 0.789$	99.75±0.01 $p = 0.736$	99.77±0.02	99.72±0.01	99.74±0.01

Table 4: The testing performance of netFound trained on training sets with different missing label rates ( $P_m$ ) and different noisy label rates ( $P_n$ ). Original stands for the setting without missing or noisy labels.

Setup		PR (%)	RE (%)	$F_1$ (%)
Original		88.79±0.27	87.97±0.10	88.33±0.14
Missing label	$P_m = 20\%$	87.54±0.11	86.89±0.48	87.18±0.28
	$P_m = 40\%$	87.30±0.25	85.29±0.97	86.18±0.49
Noisy label	$P_n = 20\%$	85.16±0.04	85.41±0.55	85.07±0.19
	$P_n = 40\%$	83.96±0.17	83.53±0.69	83.57±0.45

dataset. This can also demonstrate the generalizability of netFound across different network environments.

### 6.3 Robustness against Missing Labels (Q2)

**Design.** Due to the limited labeling time and shortage of expertise, missing labels and noisy labels are common problems for networking data [8, 38]. In this experiment, we will evaluate whether the more generalizable representations obtained by netFound could bring extra advantages over existing methods in robustness against missing labels and noisy labels. We will use the traffic classification task for this experiment. Here, we discuss the experiment against missing labels. We will present the noisy label experiment in Section 6.4. Specifically, we randomly remove the labels of  $P_m$  percent of traffic flows in the original training set. We set the  $P_m = 20\%/40\%$  and construct two training sets. We do not evaluate  $P_m$  higher than 50% because it harms the data quality too much and does not faithfully reflect the ability of a learning model. For each training set, we use netFound to train a classifier and test the model on the same testing set used in Section 6.2. Since our fine-tuning model is supervised and cannot process unlabeled samples, we only used the labeled data for training. We train each model three times and report the mean and standard deviation of the testing performance.

**Results.** The Rows 3-4 of Table 4 shows the performance of netFound with varied missing label rates. netFound manages to maintain a similar level of performance even when the missing rate  $P_m$  is relatively high (40%).

### 6.4 Robustness against Label Noises (Q3)

**Design.** We construct training datasets by randomly selecting  $P_n$  percent of samples from each class and assigning these samples with a label other than their true label. We consider

the uniform noisy distribution, where we set the probability of assigning a selected sample to each wrong class as  $\frac{1}{11}$  (Given that this dataset has eleven classes in total). Through this process, we construct a noisy training set with a noisy label rate of  $P_n$ . We vary  $P_n = 20\%/40\%$  and construct two different training sets. For each noisy training set, we train classifiers with our method and report the corresponding metrics.

**Results.** The Rows 5-6 of Table 4 shows netFound against noisy labels. Although experiencing a minor decline in performance, netFound can still demonstrate a decent performance even when 40% of training samples are wrongly labeled. This finding confirms that the enhanced generalizability and informative representations learned by netFound enable it to effectively mitigate the effects of label errors in the training set. Together with the missing label experiment in Section 6.3, we demonstrate that netFound is robust against common label problems in network security tasks, further highlighting its practicability in real-world scenarios.

### 6.5 Ablation Study (Q4)

**Design.** We use our pre-training and traffic classification datasets to verify the efficacy of two key designs – multi-modal inputs and hierarchical structure. Specifically, we remove the metadata embedding and denote this model as netFound-NoMeta. Then, we remove the flow encoder and preserve the metadata embedding with the burst encoder (denoted as netFound-Flat). Third, we remove the metadata embedding and the flow encoder (denoted as netFound-NoMeta-Flat). Note that this variant is similar to ET-BERT but considers a longer sequence of tokens as input. We pre-train the foundation model for all three variations and fine-tune it for the traffic classification task. We report the foundation models' token prediction accuracy by masking 15% tokens, together with the fine-tuned models' classification accuracy. To further test the necessity of having a pre-trained foundation model, we consider two other task-specific variations. First, we train our model end-to-end without pre-training (netFound-NoPT). Second, we directly apply the final MLP classifier to the tokenized inputs of netFound (without the position embedding and the meta-features). We denote this model as netFound-NoPTM. We train these models on the classification task and report the performance. For each comparison, we also compute the p-value between the corresponding variation and netFound and report it together with the mean/STD. We only reported the  $F_1$  score, and the other metrics also followed the



Table 5: The performance between netFound and four different variations on the traffic classification task. “# Epochs” means the number of epochs needed for the model to converge during the fine-tuning.

Variations	Token Prediction $F_1$ (%)	Traffic Classification $F_1$ (%)	# Epochs
Full netFound	$84.68 \pm 0.07$	$88.33 \pm 0.14$	4
netFound-NoMeta	$80.75 \pm 0.10$	$87.36 \pm 0.30$	3
netFound-Flat	$78.97 \pm 0.09$	$87.67 \pm 0.23$	3
netFound-NoMeta-Flat	$68.06 \pm 0.04$	$87.41 \pm 0.24$	2
netFound-NoPT	-	$83.09 \pm 0.36$	8
netFound-NoPTM	-	$22.35 \pm 0.62$	9

same trend.

**Results.** Table 5 presents the ablation study results. Notably, netFound outperforms the first three variations in both the pre-training and the fine-tuning tasks, affirming the necessity of two key design elements in our method. The difference is more significant in terms of token prediction performance, indicating the model’s ability to capture the hidden networking context more effectively. Our method converges slightly slower than the variations during the fine-tuning. This is because netFound has more parameters than these variations (e.g., netFound: 220M vs. netFound-Flat 135M). Furthermore, netFound also outperforms netFound-NoPT with a faster convergence (4 vs. 8 iterations), verifying the necessity of pre-training, even when we also update the pre-trained model during fine-tuning. This observation is similar to the NLP tasks, i.e., the pre-training learns general correlations within the given input, which helps various downstream tasks. Finally, both netFound and netFound-NoPT outperform netFound-NoPTM. This verifies the efficacy of our customized model in extracting hidden correlations within networking traffic compared to simple MLP models.

## 7 Discussion

**Heterogeneity.** We primarily focus on modeling the network traffic. Beyond traffic data, we recognize the existence of other data sources in providing valuable information for network security problems. For instance, to defend against APT attacks, we can collect data from deployed intrusion detection systems and system logs [5]. These data sources present heterogeneity and diverse modalities. As part of our future endeavors, we plan to explore the extension of our input embedding layers to accommodate more data modalities, thus empowering our model to effectively handle heterogeneous data.

**Adversarial robustness.** Similar to other transformer-based foundation models, netFound can be vulnerable to adversarial attacks, including poisoning attacks and adversarial evasion attacks. Recent research has explored adversarial attacks against transformer-based models in the field of CV [64] and NLP [50]. However, generalizing these attacks to our model presents challenges, as it necessitates adversarial samples to be actual network traffic that preserves the original seman-

tics. Given that network traffic is often encrypted, manipulating raw bytes while preserving the underlying semantic meaning becomes exceedingly difficult. To the best of our knowledge, there are no existing methods for generating adversarial attacks against transformer models that take as input raw bytes of network traffic. Thus, we defer the assessment of our model’s adversarial robustness to future research.

**Limitations and future works.** Firstly, although our model currently comprises two layers, it can be readily extended to capture more fine- or coarse-grained hierarchies of network traffics by simply adding additional transformer layers. Our future work will assess incorporating more layers to netFound to learn packet-level and host-level representations for network traffics. Second, in addition to our current objective function, we will investigate other possible objective functions to train netFound in our future research. For example, we plan to explore leveraging metric learning [29] to explicitly guide the model to identify different network environment setups. We will also explore adding the extra attention layer during the pre-training phase to yield lower-dimensional representations for the foundation model. Third, we mainly evaluate netFound in an offline setup. Our future work will extend netFound to online setups, where the model needs to be continuously updated and generate representations for dynamic packet traces. We will explore efficient model updating with fast fine-tuning techniques (e.g., LoRA [24]) and integrate our model with methods that support dynamic representation generation (e.g., NTT [18]). This will also allow our foundation model to process more data during the pre-training. Fourth, we will investigate collecting more data for pre-training and exploring whether and how having more pre-training data will affect our foundation model’s performance and generalizability. Finally, we acknowledge that there are a large number of existing methods for building ML models for network security problems. We focus on comparing netFound with the most representative ones and plan to conduct more extensive comparisons with other relevant methods in future research.

## 8 Conclusion

This paper presents netFound, a new method to build the foundation model that derives meaningful representations for networking data. By augmenting the standard transformer with novel and customized designs, we enable our foundation model to capture the hierarchical dependencies of packet traces and fuse the valuable information in different inputs extracted from the traffic. We evaluate netFound on three network security problems under different setups. We demonstrate the benefits of netFound over existing methods in providing effective, robust, and generalizable network representations. Our case studies further show netFound could capture critical hidden context within the traffic data.

## References

- [1] Giuseppe Aceto, Domenico Ciunzio, Antonio Montieri, and Antonio Pescapé. Multi-classification approaches for classifying mobile app traffic. *J. Netw. Comput. Appl.*, 103:131–145, 2018.
- [2] Iman Akbari, Mohammad A. Salahuddin, Leni Ven, Noura Limam, Raouf Boutaba, Bertrand Mathieu, Stephanie Moteau, and Stephane Tuffin. A look behind the curtain: Traffic classification in an increasingly encrypted web. *Proc. ACM Meas. Anal. Comput. Syst.*, 5(1), feb 2021.
- [3] Felipe Almeida and Geraldo Xexéo. Word embeddings: A survey, 2023.
- [4] Meaad Alrehaili, Adel Alshamrani, and Ala Eshmawi. A hybrid deep learning approach for advanced persistent threat attack detection. In *The 5th International Conference on Future Networks & Distributed Systems, ICFNDS 2021*, page 78–86, New York, NY, USA, 2022. Association for Computing Machinery.
- [5] Adel Alshamrani, Sowmya Myneni, Ankur Chowdhary, and Dijiang Huang. A survey on advanced persistent threats: Techniques, solutions, challenges, and research opportunities. *IEEE Communications Surveys & Tutorials*, 21(2):1851–1877, 2019.
- [6] Blake Anderson, Subharthi Paul, and David McGrew. Deciphering malware’s use of tls (without decryption). *Journal of Computer Virology and Hacking Techniques*, 14:195–211, 2018.
- [7] Giovanni Apruzzese, Michele Colajanni, Luca Ferretti, Alessandro Guido, and Mirco Marchetti. On the effectiveness of machine and deep learning for cyber security. In *2018 10th International Conference on Cyber Conflict (CyCon)*, pages 371–390, 2018.
- [8] Daniel Arp, Erwin Quiring, Feargus Pendlebury, Alexander Warnecke, Fabio Pierazzi, Christian Wressnegger, Lorenzo Cavallaro, and Konrad Rieck. Dos and don’ts of machine learning in computer security. In *31st USENIX Security Symposium (USENIX Security 22)*, pages 3971–3988, Boston, MA, August 2022. USENIX Association.
- [9] Behnaz Arzani, Selim Ciraci, Stefan Saroiu, Alec Wolman, Jack W. Stokes, Geoff Outhred, and Lechao Diwu. Privateeye: Scalable and privacy-preserving compromise detection in the cloud. In *Proceedings of the 17th Usenix Conference on Networked Systems Design and Implementation, NSDI’20*, page 797–816, USA, 2020. USENIX Association.
- [10] Roman Beltiukov, Sanjay Chandrasekaran, Arpit Gupta, and Walter Willinger. Pinot: Programmable infrastructure for networking. In *Proceedings of the Applied Networking Research Workshop, ANRW ’23*, page 51–53, New York, NY, USA, 2023. Association for Computing Machinery.
- [11] Roman Beltiukov, Wenbo Guo, Arpit Gupta, and Walter Willinger. In search of netunicorn: A data-collection platform to develop generalizable ml models for network security problems. In *Proceedings of the 2023 ACM SIGSAC Conference on Computer and Communications Security (CCS)*, 2023.
- [12] Samuel R. Bowman, Luke Vilnis, Oriol Vinyals, Andrew Dai, Rafal Jozefowicz, and Samy Bengio. Generating sentences from a continuous space. In *Proceedings of the 20th SIGNLL Conference on Computational Natural Language Learning*, pages 10–21, Berlin, Germany, August 2016. Association for Computational Linguistics.
- [13] Francesco Bronzino, Paul Schmitt, Sara Ayoubi, Guilherme Martins, Renata Teixeira, and Nick Feamster. Inferring streaming video quality from encrypted traffic: Practical models and deployment experience. *Proc. ACM Meas. Anal. Comput. Syst.*, 3(3), dec 2019.
- [14] Zhiyong Bu, Bin Zhou, Pengyu Cheng, Kecheng Zhang, and Zhen-Hua Ling. Encrypted network traffic classification using deep and parallel network-in-network models. *Ieee Access*, 8:132950–132959, 2020.
- [15] Corinna Cortes and Vladimir Vapnik. Support-vector networks. *Machine learning*, 20(3):273–297, 1995.
- [16] Alexander D’Amour, Katherine Heller, Dan Moldovan, Ben Adlam, Babak Alipanahi, Alex Beutel, Christina Chen, et al. Underspecification presents challenges for credibility in modern machine learning. *Journal of Machine Learning Research*, 2022.
- [17] Jacob Devlin, Ming-Wei Chang, Kenton Lee, and Kristina Toutanova. Bert: Pre-training of deep bidirectional transformers for language understanding. *ArXiv*, abs/1810.04805, 2019.
- [18] Alexander Dietmüller, Siddhant Ray, Romain Jacob, and Laurent Vanbever. A new hope for network model generalization. In *Proceedings of the 21st ACM Workshop on Hot Topics in Networks, HotNets ’22*, page 152–159, New York, NY, USA, 2022. Association for Computing Machinery.
- [19] Ian J. Goodfellow, Jean Pouget-Abadie, Mehdi Mirza, Bing Xu, David Warde-Farley, Sherjil Ozair, Aaron Courville, and Yoshua Bengio. Generative adversarial networks, 2014.

- [20] Wenbo Guo, Dongliang Mu, Xinyu Xing, Min Du, and Dawn Song. Deepvsa: Facilitating value-set analysis with deep learning for postmortem program analysis. In *USENIX Security Symposium*, 2019.
- [21] Hong Ye He, Zhi Guo Yang, and Xiang Ning Chen. Pert: Payload encoding representation from transformer for encrypted traffic classification. In *2020 ITU Kaleidoscope: Industry-Driven Digital Transformation (ITU K)*, pages 1–8, 2020.
- [22] Tin Kam Ho. Random decision forests. In *Proceedings of 3rd international conference on document analysis and recognition*, volume 1, pages 278–282. IEEE, 1995.
- [23] Jordan Holland, Paul Schmitt, Nick Feamster, and Praatek Mittal. New directions in automated traffic analysis. *Proceedings of the 2021 ACM SIGSAC Conference on Computer and Communications Security (CCS)*, 2020.
- [24] Edward J Hu, Yelong Shen, Phillip Wallis, Zeyuan Allen-Zhu, Yuanzhi Li, Shean Wang, Lu Wang, and Weizhu Chen. Lora: Low-rank adaptation of large language models. *arXiv preprint arXiv:2106.09685*, 2021.
- [25] Arthur S. Jacobs, Roman Beltiukov, Walter Willinger, Ronaldo A. Ferreira, Arpit Gupta, and Lisandro Z. Granville. Ai/ml for network security: The emperor has no clothes. In *Proceedings of the 2022 ACM SIGSAC Conference on Computer and Communications Security (CCS)*, 2022.
- [26] Kamil Jeřábek, Karel Hynek, Tomáš Čejka, and Ondřej Ryšavý. Collection of datasets with dns over https traffic. *Data in Brief*, 42:108310, 2022.
- [27] Xi Jiang, Shinan Liu, Saloua Naama, Francesco Bronzino, Paul Schmitt, and Nick Feamster. Ac-dc: Adaptive ensemble classification for network traffic identification, 2023.
- [28] Steven Jorgensen, John Holodnak, Jensen Dempsey, Karla de Souza, Ananditha Raghunath, Vernon Rivet, Noah DeMoes, Andrés Alejos, and Allan Wollaber. Extensible machine learning for encrypted network traffic application labeling via uncertainty quantification. *IEEE Transactions on Artificial Intelligence*, 2023.
- [29] Mahmut Kaya and Hasan Şakir Bilge. Deep metric learning: A survey. *Symmetry*, 11(9):1066, 2019.
- [30] Ansam Khraisat, Iqbal Gondal, Peter Vamplew, and Joarder Kamruzzaman. Survey of intrusion detection systems: techniques, datasets and challenges. *Cybersecurity*, 2(1):1–22, 2019.
- [31] Hyojoon Kim, Xiaoqi Chen, Jack Brassil, and Jennifer Rexford. Experience-driven research on programmable networks. *SIGCOMM Comput. Commun. Rev.*, 51(1):10–17, mar 2021.
- [32] Diederik P Kingma and Max Welling. Auto-encoding variational bayes, 2022.
- [33] Arash Habibi Lashkari, Gerard Draper-Gil, Mohammad Saiful Islam Mamun, and Ali A. Ghorbani. Characterization of tor traffic using time based features. In *International Conference on Information Systems Security and Privacy*, 2017.
- [34] Franck Le, Mudhakar Srivatsa, Raghu Ganti, and Vyas Sekar. Rethinking data-driven networking with foundation models: Challenges and opportunities, 2022.
- [35] Triet H. M. Le, Huaming Chen, and M. Ali Babar. A survey on data-driven software vulnerability assessment and prioritization. *ACM Comput. Surv.*, 55(5), dec 2022.
- [36] Moemedi Lefoane, Ibrahim Ghafir, Sohag Kabir, and Irfan-Ullah Awan. Machine learning for botnet detection: An optimized feature selection approach. In *The 5th International Conference on Future Networks & Distributed Systems, ICFNDS 2021*, page 195–200, New York, NY, USA, 2022. Association for Computing Machinery.
- [37] Rui Li, Xi Xiao, Shiguang Ni, Haitao Zheng, and Shutao Xia. Byte segment neural network for network traffic classification. In *2018 IEEE/ACM 26th International Symposium on Quality of Service (IWQoS)*, pages 1–10. IEEE, 2018.
- [38] Junjie Liang, Wenbo Guo, Tongbo Luo, Honavar Vasant, Gang Wang, and Xinyu Xing. Fare: Enabling fine-grained attack categorization under low-quality labeled data. In *Proceedings of The Network and Distributed System Security Symposium (NDSS)*, 2021.
- [39] Xinjie Lin, Gang Xiong, Gaopeng Gou, Zhen Li, Junzheng Shi, and Jing Yu. Et-bert: A contextualized datagram representation with pre-training transformers for encrypted traffic classification. In *Proceedings of the ACM Web Conference 2022, WWW '22*, page 633–642, New York, NY, USA, 2022. Association for Computing Machinery.
- [40] Lisa Liu, Gints Engelen, Timothy Lynar, Daryl Essam, and Wouter Joosen. Error prevalence in nids datasets: A case study on cic-ids-2017 and cse-cic-ids-2018. In *2022 IEEE Conference on Communications and Network Security (CNS)*, pages 254–262, 2022.

- [41] Manuel Lopez-Martin, Belen Carro, Antonio Sanchez-Esguevillas, and Jaime Lloret. Network traffic classifier with convolutional and recurrent neural networks for internet of things. *IEEE access*, 5:18042–18050, 2017.
- [42] Mohammad Lotfollahi, Mahdi Jafari Siavoshani, Ramin Shirali Hossein Zade, and Mohammadsadegh Saberian. Deep packet: A novel approach for encrypted traffic classification using deep learning. *Soft Computing*, 24(3):1999–2012, 2020.
- [43] Jan Luxemburk and Tomáš Čejka. Fine-grained TLS services classification with reject option. *Computer Networks*, 220, 2022.
- [44] Yisroel Mirsky, Tomer Doitshman, Yuval Elovici, and Asaf Shabtai. Kitsune: An ensemble of autoencoders for online network intrusion detection. In *25th Annual Network and Distributed System Security Symposium, NDSS*. The Internet Society, 2018.
- [45] Mohammad Naseri, Yufei Han, Enrico Mariconti, Yun Shen, Gianluca Stringhini, and Emiliano De Cristofaro. Cerberus: exploring federated prediction of security events. In *Proceedings of the 2022 ACM SIGSAC Conference on Computer and Communications Security*, pages 2337–2351, 2022.
- [46] OpenAI. Gpt-4 technical report, 2023.
- [47] Eva Papadogiannaki and Sotiris Ioannidis. A survey on encrypted network traffic analysis applications, techniques, and countermeasures. *ACM Comput. Surv.*, 54(6), jul 2021.
- [48] Patator. <https://github.com/lanjelot/patator>.
- [49] F. Pedregosa, G. Varoquaux, A. Gramfort, V. Michel, B. Thirion, O. Grisel, M. Blondel, P. Prettenhofer, R. Weiss, V. Dubourg, J. Vanderplas, A. Passos, D. Cournapeau, M. Brucher, M. Perrot, and E. Duchesnay. Scikit-learn: Machine learning in Python. *Journal of Machine Learning Research*, 12:2825–2830, 2011.
- [50] Shilin Qiu, Qihe Liu, Shijie Zhou, and Wen Huang. Adversarial attack and defense technologies in natural language processing: A survey. *Neurocomputing*, 492:278–307, 2022.
- [51] Shahbaz Rezaei, Bryce Kroencke, and Xin Liu. Large-scale mobile app identification using deep learning. *IEEE Access*, 8:348–362, 2019.
- [52] Tal Shapira and Yuval Shavitt. Flowpic: Encrypted internet traffic classification is as easy as image recognition. *IEEE INFOCOM 2019 - IEEE Conference on Computer Communications Workshops (INFOCOM WKSHPS)*, pages 680–687, 2019.
- [53] Rahul Anand Sharma, Ishan Sabane, Maria Apostolaki, Anthony Rowe, and Vyas Sekar. Lumen: A framework for developing and evaluating ml-based iot network anomaly detection. In *Proceedings of the 18th International Conference on Emerging Networking Experiments and Technologies, CoNEXT '22*, page 59–71, New York, NY, USA, 2022. Association for Computing Machinery.
- [54] Kamran Shaukat, Suhuai Luo, Vijay Varadharajan, Ibrahim A. Hameed, and Min Xu. A survey on machine learning techniques for cyber security in the last decade. *IEEE Access*, 8:222310–222354, 2020.
- [55] Robin Sommer and Vern Paxson. Outside the closed world: On using machine learning for network intrusion detection. In *2010 IEEE Symposium on Security and Privacy*, pages 305–316, 2010.
- [56] Student. The probable error of a mean. *Biometrika*, pages 1–25, 1908.
- [57] Xiu Su, Shan You, Jiyang Xie, Mingkai Zheng, Fei Wang, Chen Qian, Changshui Zhang, Xiaogang Wang, and Chang Xu. Vision transformer architecture search. *ArXiv*, abs/2106.13700, 2021.
- [58] Mengxuan Tan, Alfonso Iacovazzi, Ngai-Man Man Cheung, and Yuval Elovici. A neural attention model for real-time network intrusion detection. In *2019 IEEE 44th conference on local computer networks (LCN)*, pages 291–299. IEEE, 2019.
- [59] Yi Tay, Mostafa Dehghani, Samira Abnar, Yikang Shen, Dara Bahri, Philip Pham, Jinfeng Rao, Liu Yang, Sebastian Ruder, and Donald Metzler. Long range arena: A benchmark for efficient transformers, 2020.
- [60] Thijs van Ede, Riccardo Bortolameotti, Andrea Continella, Jingjing Ren, Daniel J. Dubois, Martina Lindorfer, David Choffness, Maarten van Steen, and Andreas Peter. FlowPrint: Semi-Supervised Mobile-App Fingerprinting on Encrypted Network Traffic. In *NDSS*. The Internet Society, 2020.
- [61] Ashish Vaswani, Noam Shazeer, Niki Parmar, Jakob Uszkoreit, Llion Jones, Aidan N Gomez, Łukasz Kaiser, and Illia Polosukhin. Attention is all you need. *Advances in neural information processing systems*, 30, 2017.
- [62] Wei Wang, Ming Zhu, Jinlin Wang, Xuwen Zeng, and Zhongzhen Yang. End-to-end encrypted traffic classification with one-dimensional convolution neural networks. *2017 IEEE International Conference on Intelligence and Security Informatics (ISI)*, pages 43–48, 2017.



- [63] Wenting Wei, Tianjie Ju, Han Liao, Weike Zhao, and Huaxi Gu. Flag: Flow representation generator based on self-supervised learning for encrypted traffic classification. In *5th Asia-Pacific Workshop on Networking (APNet 2021)*, APNet 2021, page 14–20, New York, NY, USA, 2022. Association for Computing Machinery.
- [64] Zhipeng Wei, Jingjing Chen, Micah Goldblum, Zuxuan Wu, Tom Goldstein, and Yu-Gang Jiang. Towards transferable adversarial attacks on vision transformers. In *Proceedings of the AAAI Conference on Artificial Intelligence*, volume 36, pages 2668–2676, 2022.
- [65] Guorui Xie, Qing Li, and Yong Jiang. Self-attentive deep learning method for online traffic classification and its interpretability. *Computer Networks*, 196:108267, 2021.
- [66] Kun Yang, Samory Kpotufe, and Nick Feamster. A comparative study of network traffic representations for novelty detection. *CoRR*, abs/2006.16993, 2020.
- [67] Zichao Yang, Diyi Yang, Chris Dyer, Xiaodong He, Alex Smola, and Eduard Hovy. Hierarchical attention networks for document classification. In *NAACL*, 2016.
- [68] Yi Zeng, Huaxi Gu, Wei Wenting, and Yantao Guo. Deep-full-range: A deep learning based network encrypted traffic classification and intrusion detection framework. *IEEE Access*, PP:1–1, 01 2019.
- [69] Ruijie Zhao, Xianwen Deng, Zhicong Yan, Jun Ma, Zhi Xue, and Yijun Wang. Mt-flowformer: A semi-supervised flow transformer for encrypted traffic classification. In *Proceedings of the 28th ACM SIGKDD Conference on Knowledge Discovery and Data Mining, KDD ’22*, page 2576–2584, New York, NY, USA, 2022. Association for Computing Machinery.
- [70] Ce Zhou, Qian Li, Chen Li, Jun Yu, Yixin Liu, Guangjing Wang, Kai Zhang, Cheng Ji, Qiben Yan, Lifang He, Hao Peng, Jianxin Li, Jia Wu, Ziwei Liu, Pengtao Xie, Caiming Xiong, Jian Pei, Philip S. Yu, and Lichao Sun. A comprehensive survey on pretrained foundation models: A history from bert to chatgpt, 2023.
- [71] Chen Zhu, Wei Ping, Chaowei Xiao, Mohammad Shoeybi, Tom Goldstein, Anima Anandkumar, and Bryan Catanzaro. Long-short transformer: Efficient transformers for language and vision. In M. Ranzato, A. Beygelzimer, Y. Dauphin, P.S. Liang, and J. Wortman Vaughan, editors, *Advances in Neural Information Processing Systems*, volume 34, pages 17723–17736. Curran Associates, Inc., 2021.

## A Datasets

In this appendix, we provide brief information about traffic distribution between different classes for the campus fine-tuning dataset (see Table 6) and for CIC-IDS-2017 (see Table 7).

Table 6: Table of traffic distribution across all the classes for campus fine-tuning dataset

Service Type	Number of flows
Streaming	3,868
Chat	1,316
Download	4,018
Social	10,000
Games	1,047
Search	6,637
Mail	3,933
Web	10,000
Cloud	10,000
WebApp	10,000
Advertisements	10,000

Table 7: Table of traffic distribution across all the classes for CIC-IDS-2017

Attack type	Number of flows
SSH Patator	3,958
FTP Patator	2,464
DDOS	45,168
DOS	29,754
Web	2,019
Infiltration	3,757
Port Scan	159,554
Benign	249,044

## B Packet Fields used for tokenization

Table 8 provides information about what packet fields were used for different protocols in the tokenization process.

Table 8: Packet fields used in Tokenization

Protocol	Fields				
IPv4	HeaderLen	ToS	TotalLen	Flags	TTL
TCP	Flags	WinSize	SeqNum	AckNum	UrgentPtr
ICMP	type	code			
Payload	12 bytes				

## C Patator Multi-Cloud Dataset

The Patator Multi-Cloud dataset is generated using virtual machines (VMs) in different cloud and physical infrastructures. We deployed two clusters of machines (five nodes each) on Amazon AWS and our campus infrastructure to use as attacker machines hosting *Patator* software [48], that were targeting the single victim VM, deployed in Microsoft Azure. We also deployed two clusters of machines (five nodes each) on Amazon AWS and our campus infrastructure to generate benign profile traffic targeting the same victim VM as attacker machines. We captured the traffic on the victim VM using *tcpdump*.

## D Hyperparameters

For the netFound model, we used the hidden representation of 768 and 12 layers of BERT encoders for Burst and Flow transformations, and 24 attention heads for the model in total. For the pretraining of netFound model, we chose the learning rate of  $2e^{-5}$  and the StepLR parameter as 0.995 every 10,000 steps. During the fine-tuning process, we chose the smaller learning rate of  $e^{-5}$  to prevent significant deviations of the already pre-trained weights.

For the ET-BERT implementation, we followed the original paper and used the original hyperparameters, i.e., the learning rate of  $2e^{-5}$ , hidden size representation of 768, 12 encoders and 12 attention heads.

For the Curtains implementation, we also followed the approach of the original paper and used the original hyperparameters, i.e. the learning rate of  $e^{-3}$  and the StepLR parameter of 0.995.