

Exceptional points in non-Hermitian Photonics: Applications and Recent Developments

Haiyu Meng,^{1,2, a)} Yee Sin Ang,^{3, b)} and Ching Hua Lee^{2,4, c)}

¹⁾*School of Physics and Optoelectronics, Xiangtan University, Xiangtan 411100, China*

²⁾*Department of Physics, National University of Singapore, Singapore 117542*

³⁾*Science, Mathematics and Technology (SMT), Singapore University of Technology and Design, Singapore 497372*

⁴⁾*Joint School of National University of Singapore and Tianjin University, International Campus of Tianjin University, Binhai New City, Fuzhou 350207, China*

Exceptional points are complex branching singularities of non-Hermitian bands that have lately attracted considerable interest, particularly in non-Hermitian photonics. In this article, we review some recent developments in non-Hermitian photonic platforms such as waveguides, photonic crystals, Fabry-Pérot resonators and plasmonic systems, and suggest how optical non-linearities and exceptional bound states can significantly impact the development of non-Hermitian photonics in the near future.

I. INTRODUCTION

For much of the twentieth century, most solid state research have focused on Hermitian quantum mechanical systems, where the Hermiticity of the Hamiltonian was deemed as a necessary condition for stability. This, however, have changed significantly in the recent years, with the ascendancy of metamaterial systems such as photonic^{1–12}, acoustic^{13–15}, electrical^{13,16–24} and mechanical^{25,26} arrays that naturally incorporate gain and loss, as well as non-reciprocity. Non-Hermitian photonic systems, in particular, have arguably seen the most vibrant developments of late, with optical loss intrinsically present in most optical media and optical gain routinely occurring in lasers. Indeed, the enormous design flexibility, ease-of-use of electromagnetic simulation software and maturing fabrication technology have made photonic systems extremely versatile platforms for manipulating and controlling light in ways not straightforwardly attainable in electronic crystals.

Qualitatively new phenomena with no Hermitian analogs originate from the complex nature of non-Hermitian spectra, which lie on the 2D complex plane instead of the 1D real line. Here, the spectra may refer to not just the eigenenergies of a Hamiltonian, but can also be the eigenvalues of a network Laplacian¹⁶, scattering matrix²⁷ or even reduced density matrices²⁸. As illustrated in Fig. 1(Left), non-Hermitian bands can either exist as “blobs” in the complex plane that are separable by line gaps, which directly generalize usual Hermitian gaps, or they can also enclose nonzero areas forming so-called point gaps. Together, the variety of topologically inequivalent gaps augment the existing classification of symmetry-protected topological states^{29,30}. When lattice translation symmetry is broken by boundaries or imper-

fections, point gapped spectra generically collapse into their interior non-perturbatively^{31–33}, leading to the classic non-Hermitian skin effect characterized by extensive boundary state localization^{34–79} [Fig. 1(Center)].

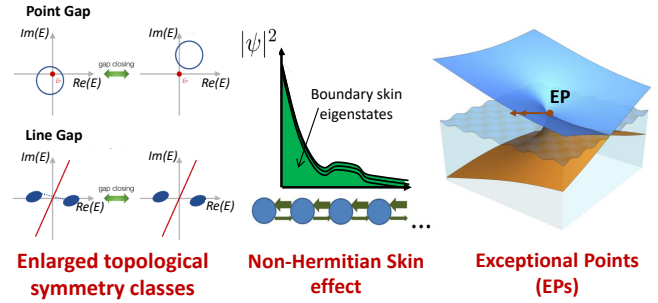


FIG. 1. Three consequences of complex non-Hermitian spectra. (Left) On the complex spectral plane, eigenbands (blue) may be separated by line gaps that are direct generalizations of usual Hermitian band gaps, or may non-trivially encircle nonzero areas and form so-called point gaps, thereby leading to much richer symmetry-protected topological states [Figure adapted from Ref. 29]. (Center) Spectral loops around point gaps generically collapse when physical boundaries are introduced, leading to the boundary accumulation of all states with an exponentially-decaying envelope (green) i.e. the well-known non-Hermitian skin effect. (Right) Eigenbands in the complex plane can also exhibit branch cuts terminating at exceptional points (EPs), where the dispersion diverges like a polynomial-order singularity and the eigenstates (brown) coalesce. The latter also leads to enigmatic exceptional bound states^{28,80} in the incomplete subspace spanned by one of the bands.

Even more interestingly, the possibility of non-diagonalizability of generic non-Hermitian operators leads to geometric defectiveness at the eigenspace whenever its Jordan form becomes non-trivial. These instances, known as the famed exceptional points (EPs), are also the branch points of the band structure [Fig. 1(Right)]. The technological potential of EPs broadly stems from their following characteristics:

^{a)}Electronic mail: h.y.meng@hnu.edu.cn

^{b)}Electronic mail: yeesin_ang@sutd.edu.sg

^{c)}Electronic mail: phylich@nus.edu.sg

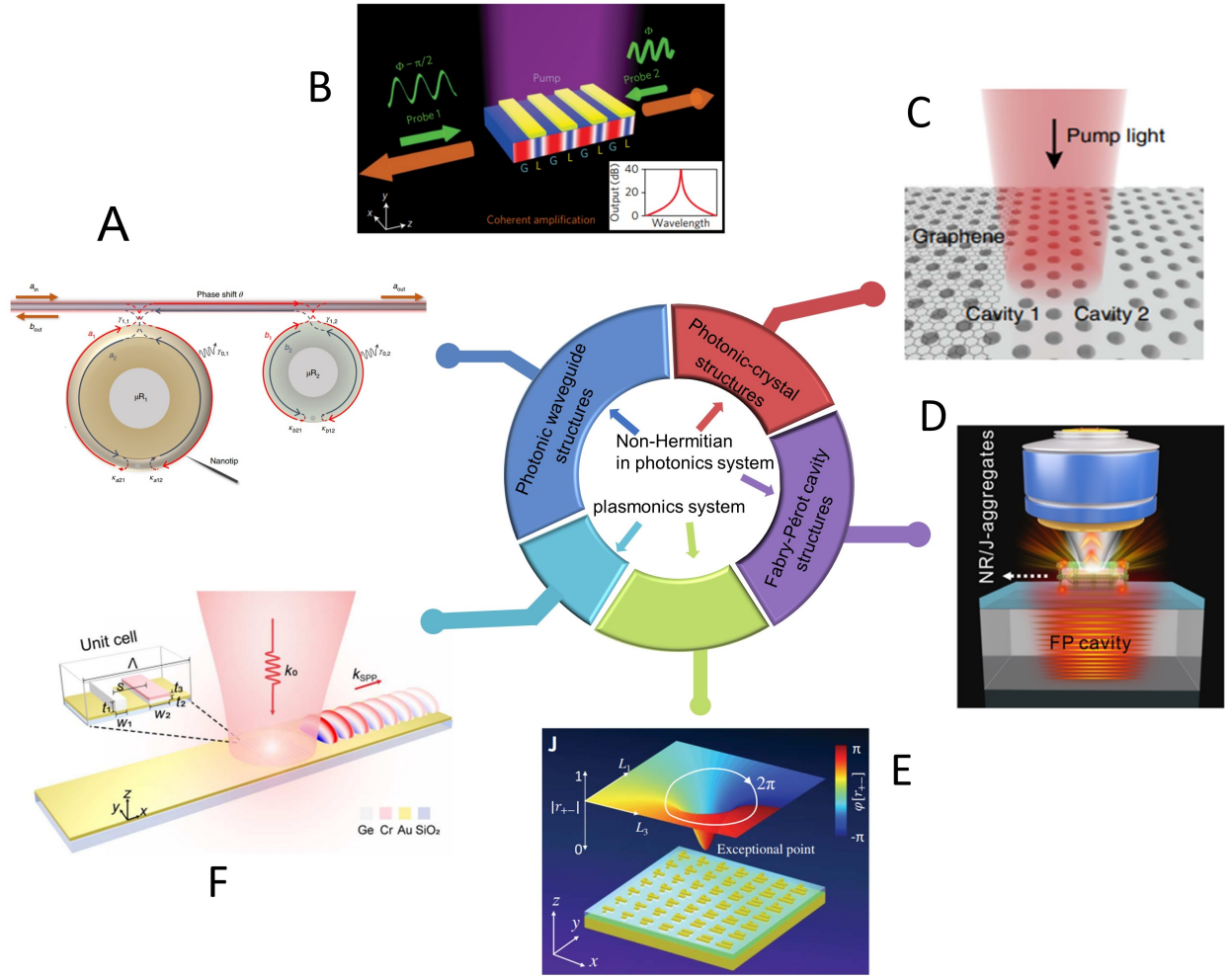


FIG. 2. Some key photonics and plasmonics experiments based on non-Hermitian EPs, to be mostly elaborated further in the later sections. (A) Electromagnetically-induced transparency achieved by tuning the coupling between whispering-gallery-mode micro-resonators to an EP⁸¹. (B) Coherent perfect absorber-laser achieved by realizing both lasing and anti-lasing in a single cavity, made possible with balanced gain/loss at an EP⁸². (C) An EP phase transition in a photonic crystal is observed by tuning the area in which it is covered by a graphene sheet⁸³. (D) The EP transition to the strong coupling regime of a single-exciton with localized plasmon modes is achieved using a leaky Fabry-Pérot cavity⁸⁴. (E) In a planar chiral plasmonic metasurface, the topological encircling of an EP in parameter space is used to realize a 2π phase in a specific reflected polarization channel, representing an additional avenue in optical phase engineering⁸⁵. (F) A spatially modulated dielectric metagrating with effective real-imaginary permittivity phase shift results in unidirectional excitation and reflection of surface plasmon polaritons when tuned near an EP⁸⁶.

1. As a branch point, an EP can possess multi-valued bands around it, a property that enables mode switching⁸⁷ or topological energy transfer⁸⁸ applications.
2. The spectra bifurcation around a second-order EP can give rise to a \mathcal{PT} -symmetry transition from real to complex eigenvalues^{89–91}, leading to a very precise means to control the asymptotic system dynamics.
3. As an algebraic singularity, an N -th order EP possesses a divergent dispersion of the form $E(k) \sim k^{1/N}$ near it, which hence leads to extreme sensitivity as the parameter k is varied.
4. The geometric defectiveness at an EP can give rise to specially growing eigenstates⁹², with the coalescence of EP eigenstates allowing the system to take multiple roles simultaneously i.e. laser and coherent perfect absorber⁹³.
5. More esoterically, the defectiveness of a momentum-space EP protects special exceptional bound states^{28,80} when confined to a particular band and spatial region, leading to a novel type of robust band with no Hermitian analog, as further prognosticated in the final section.

II. EXCEPTIONAL POINTS IN PHOTONIC SYSTEMS

Unlike in quantum materials, EPs have already been demonstrated and even harnessed in a wide array of photonics and plasmonics platforms. A sampling of some key experimental platforms is shown in Fig. 2 and elaborated in the subsequent sections. They include whispering-gallery-mode micro-resonators (Fig. 2A)⁸¹, coherent perfect absorber-laser waveguides (Fig. 2B)⁸², photonic crystal cavities with a graphene layer (Fig. 2C)⁸³, Fabry-Perot cavities (Fig. 2D)⁸⁴, plasmonic metasurfaces (Fig. 2E)⁸⁵, and plasmonic metagratings (Fig. 2F)⁸⁶. Beyond acting as definitive experimental platforms for demonstrating fundamental physics, photonic EP realizations open a new avenue towards the design of functional optical components and devices such as highly sensitive sensors, lasers and optical modulators^{2,3,5,94–104}.

Why are photonic systems so suitable for exploring non-Hermitian physics? Other than their great tunability, photonic media are amenable to the introduction of artificially constructed gain and loss. The equivalence between the optical paraxial wave equation and the Schrödinger equation in quantum mechanics^{102,105–107} provides a versatile optical sandbox for probing \mathcal{PT} -symmetry physics^{5,108}. Consider an optical medium with complex refractive index $n(\vec{r}) = n_r(\vec{r}) + in_i(\vec{r})$. \mathcal{PT} -symmetry requires that the refractive index satisfies $n(\vec{r}) = n^*(-\vec{r})$, which corresponds to $n_r(\vec{r}) = n_r(-\vec{r})$ and $n_i(\vec{r}) = -n_i(-\vec{r})$. Fortunately, this is implementable in active and dissipative optical media¹⁰⁹, thereby enabling interesting non-Hermitian photonics device applications^{3,5,110,111}.

A. Exceptional points in waveguide structures

The realm of integrated photonic platforms has yielded noteworthy progress in the realization of EPs and real-complex spectral transitions^{112–118}. A representative example of such progress is the use of coupled optical waveguides that are carefully engineered to maintain the balanced gain and loss¹⁰⁸. The integration of gain and loss elements within photonic platforms has enabled efficient control between absorbing and scattering optical modes^{3,5,81,119}. A particularly prevalent approach involves the use of whispering-gallery-mode microresonators^{2,94,120–124}, where an EP can be achieved by adjusting the gain-loss contrast and inter-modal coupling strength^{125,126}, or by precisely manipulating backscattering and refractive index distribution in one resonator^{121,127}. By tuning a whispering-gallery-mode resonator to an EP, the chiral symmetry of clockwise and counterclockwise light propagation can be disrupted, leading to unidirectional invisibility, enhanced sensitivity and mode switching⁸¹.

One interesting application of EPs in photonics is electromagnetically induced transparency (EIT), as theoretically proposed and experimentally demonstrated in⁸¹ [see

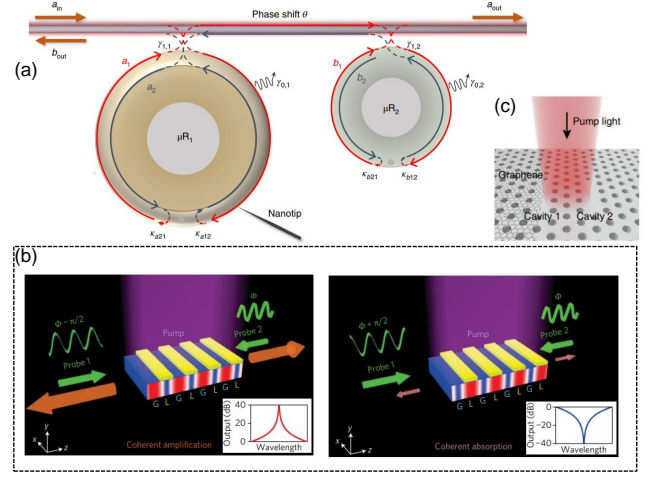


FIG. 3. (a) In Ref. 81, whispering-gallery-mode microresonators μR_1 and μR_2 are coupled via a fibre taper with a phase shift of θ such that they exhibit electromagnetically-induced transparency (EIT) when their coupling matrix is tuned to an EP. (b) In Ref. 82, a \mathcal{PT} -symmetric coherent perfect absorber-laser is realized with a semiconductor In-GaAsP/InP gain waveguide coupled to periodic Cr/Ge loss structures (yellow). This coupling creates pure gain (G, blue) and loss (L, red) spatial modulations set at half the wavelength of the guided light. By adjusting the phase offsets $\pm\pi/2$ of the incoming probe beams (green), Bragg interference can confine the electric fields to either the gain (left) or the loss (right) regions, as evident in the output dB plots, thereby making both lasing and anti-lasing eigenmodes possible within the same cavity. (c) In Ref. 83, a coupled photonic crystal nanolaser system is effectively tuned to an EP by externally adjusting the extent by which coupled gain cavities 1 and 2 are covered by a lossy graphene sheet.

Fig. 3a]. Originating from destructive interference, EIT is accompanied by drastically reduced optical group velocity associated with applications in optical storage and optical quantum memory. Typically, the realization of EIT in conventional Hermitian structures requires precise tuning and is pervious to noise and thermal fluctuations. Ref. 81 circumvents these challenges by indirectly coupling whispering-gallery-mode resonators with intrinsic losses, such that the system can be relatively reliably tuned to an EP where there exists only a single merged eigenstate of a fixed chirality of propagation.

EPs in waveguide structures can also provide an important building block towards single-mode lasing^{128,129}, a goal that has long been pursued in photonic systems for stable and high-quality laser output. For instance, in \mathcal{PT} -symmetric lasers with balanced gain and loss in a \mathcal{PT} -symmetric configuration, only a single mode may lase prominently due to the very large discrepancies between the lasing thresholds of different modes near an EP^{130,131}. The infusion of topology further adds the topological stability into the interplay, such as in non-Hermitian gauged topological lasers¹³². As ac-

tive devices, lasers are also intrinsically nonlinear, with the non-linearity inducing interactions between different wave components. This has been explored both theoretically and experimentally in¹³³ and¹³⁴. Moreover, devices based on photonic waveguide structures can simultaneously act as lasers and a coherent perfect absorber at the EPs [see Fig. 3b] due to the coalescence of pairs of poles and zeroes in the spectral structure of the scattering matrix. In addition to relatively well-established \mathcal{PT} -symmetric non-Hermitian systems, anti- \mathcal{PT} -symmetric non-Hermitian setups has also been recently demonstrated in single fiber¹³⁵ and subwavelength gratings¹³⁶, thus further expanding the horizons of non-Hermitian photonics in waveguide structures.

B. Exceptional points in photonic crystal structures

Photonic crystals are extended optical media with lattice translation symmetry, such that lattice momentum can also enter as an additional parameter degree of freedom. This has made photonic crystals interesting candidates for supporting various non-Hermitian phenomena such as the non-Hermitian skin effect^{137–141}. In the context of EPs, the defectiveness in the momentum-space eigenstates can have drastic implications in the presence of real-space boundaries^{28,80}, as further discussed in the Outlook section. Photonic EPs have been demonstrated in various pioneering studies on \mathcal{PT} -symmetric photonic crystals^{6,142–146}, where the non-Hermiticity can arise due to out-of-plane radiation losses caused by the finite thickness of the dielectric slab^{6,142}.

One interesting realization of EPs in coupled photonic crystal nanolasers involves the use of graphene⁸³, where the EP can be tuned by adjusting the area by which one photonic crystal cavity is covered by graphene. Graphene plays a crucial role in controlling gain contrast, especially in closely spaced wavelength-scale coupled cavities [Fig. 3c]. Conventional optical pumping methods often struggle to provide asymmetric gain¹⁴⁷. However, the use of graphene here allows the desired gain asymmetry to be achieved by controlling the optical loss of graphene through electrical gating with ion gels^{83,148}.

C. Exceptional points in Fabry-Pérot cavity structures

The investigation of EPs in Fabry-Pérot (FP) cavity structures offers another route towards novel photonics-based technologies^{2,84,149–154}. FP cavities, known for their ability to enhance optical resonances^{155,156}, expands the possibilities for controlling and manipulating light in resonant cavities, particularly due to the divergent sensitivity characteristic of EPs^{157,158}. Moreover, devices based on FP cavity structures can also simultaneously act as a laser and a coherent perfect absorber at EPs¹⁵⁰, reminiscent of waveguide structures. This intriguing behavior arises from the mathematical bifurca-

tion of the spectrum of an EP, which here corresponds to the bifurcation of a pair of poles and zeroes in the scattering matrix eigenvalues. Such behavior has been demonstrated in an integrated semiconductor resonator with active and passive regions^{82,159}.

The investigation of EPs in FP cavities has intensified lately. For instance, in a very recent combined experimental-computational study⁸⁴, an FP cavity has been used to facilitate the coupling between single-exciton and localized plasmon mode at an EP, thus demonstrating the potential advantageous of EPs in engineering light-matter interactions.

III. EXCEPTIONAL POINTS IN PLASMONICS

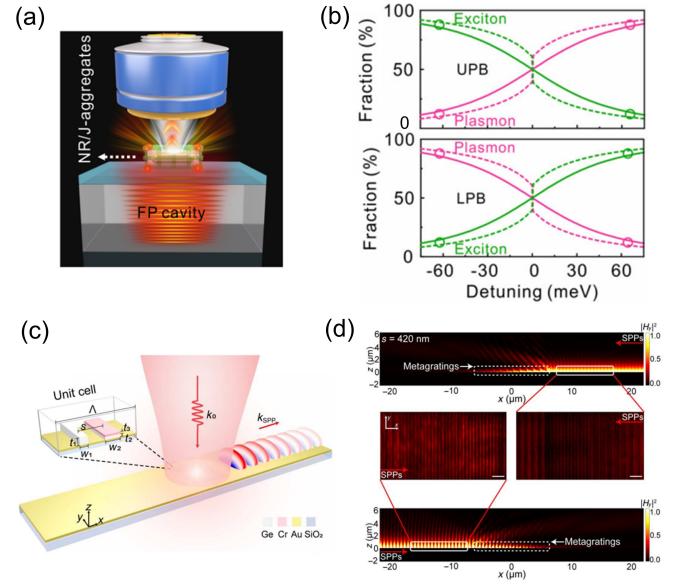


FIG. 4. (a) Schematic of the experimental setup in Ref. 84, showing the Au@Ag nanorod/J-aggregate hybrid placed on a leaky Fabry-Pérot cavity. (b) Plasmonic and excitonic fractions in the upper/lower plexciton branch (UPB/LPB) for the single-exciton-coupled nanorods on the FP cavity (solid curves) and indium tin oxide substrate (dashed curves), respectively⁸⁴. (c) Schematic of the sub-wavelength meta-grating setup in Ref. 86, which effectively corresponds to a spatially modulated permittivity with relative phase shift between its real and imaginary parts, a feature leading to unidirectional excitation of surface plasmon polaritons (SPPs) when tuned near an EP. (d) Simulated (top/bottom) and measured (middle) transverse magnetic field amplitudes $|H_y|^2$ for SPPs incident from the right (top) or left (bottom), showing asymmetrically much stronger interference amplitudes for left-incident SPPs⁸⁶.

In the above, the waveguide and FP cavities that host EPs exist in the microscale regime, where classical electrodynamics dominate. Below, we describe recent developments in the study of EPs in plasmonic systems, which exist in the nanoscale regime where classical and quan-

tum physics interplay^{85,160,161}, such that light and matter hybridize into new plasmonic and excitonic degrees of freedom. Plasmonic systems have gained much attention in the optics community due to their capacities in surpassing the diffraction limit, and enhancing light-matter interactions through surface plasmon polaritons^{162–165}. EPs in plasmonics highlight the nontrivial consequences of non-Hermitian \mathcal{PT} -symmetry breaking^{89,130} in the nanoscale regime, where the relevant physics are dictated by subwavelength-scale interactions between electromagnetic (EM) fields and the collective electronic oscillations in nanostructures. Furthermore, plasmonic resonances enable the concentrating electromagnetic fields at nanoscale length scales, thereby enhancing light-matter interactions. Therefore, devices such as sensors, lasers, and coherent perfect absorbers^{166–173} can potentially be achieved by the synergies of plasmonics and non-Hermiticity. EPs in plasmonic system can thus enable enhanced sensitivity to any permittivity perturbations, influencing resonance behavior and enabling fine-tuning of light-matter interactions. The integration of EPs within plasmonic systems thus enhance the efficiency and sensitivity of plasmonic devices.

A recent experiment⁸⁴ demonstrated the novel application of EP physics in lowering the critical interaction strength needed for attaining strong single-exciton coupling with localized plasmons, with the setup schematically shown in Fig. 4a. This was achieved by suppressing the significant plasmon damping through a leaky Fabry-Pérot cavity, and matching the plasmonic and excitonic modes at an EP. As shown in Fig. 4b for the plasmonic (green) and excitonic (magenta) fractions in the upper/lower plexciton branches (UPB/PLB), shown on the top and bottom panels respectively, a sharp change in the fractions can be observed at resonance for the hybrid samples measured on the indium tin oxide substrate (dashed). This indicates that no level splitting occurs from the substrate, such that the observed spectral Rabi splitting is a pseudostrong coupling. In contrast, the corresponding fractions (solid) on the single-exciton-coupled nanorods do not exhibit such abrupt jumps due to the significant suppression of plasmonic damping. This breakthrough provides a highly efficient approach for achieving strong effective couplings between an exciton and plasmons by relaxing the effective threshold for strong coupling, thus mitigating the need for ultrasmall mode volume and precise dipole moment alignment^{174–176}.

The synergy of plasmonics and EPs for enhancing and manipulating light-matter interactions has been demonstrated in another recent work⁸⁶ in which subwavelength non-Hermitian metagratings are employed to enable unidirectional control of surface plasmon polaritons at the EPs [see Fig. 4c]. The setup consists of a metal-dielectric interface where the dielectric layer has a spatially modulated permittivity profile with real and imaginary parts shifted by a relative phase, which is implemented in the physical setup through coupling with alternating nanostrips (white, pink).

In the basis of surface plasmon polariton (SPP) eigenmodes, the system can be approximately described by a dynamical 2-component operator^{92,139} that mathematically predicts unidirectional propagation at an EP. This directionality is verified in numerical COMSOL simulations in the top/bottom panels of Fig. 4d, which respectively show that SPPs incident from the right/left are suppressed/enhanced at a particular optimized set of system parameters. These results are also qualitatively corroborated experimental CCD snapshots (middle), where the interference patterns for left-incident SPPs are observed to be much stronger. Even slightly away from the EP in the presence of permittivity perturbations, which can frequently occur due to fabrication imperfection, the directional asymmetry of SPPs in the non-Hermitian metagrating remains robust. Such EP-enabled control mechanisms open the door for advanced optical devices with enhanced functionalities, promising breakthroughs in various fields where precise light manipulation is crucial.

In summary, the confluence of EPs and plasmonics holds immense potential in reshaping the landscape of subwavelength-scale optics and light-matter interactions. These developments are poised to impact a wide array of applications, encompassing telecommunications, sensing technologies, and advanced imaging applications, with the promise of advancing the boundaries of optical science and engineering^{161,172,177}.

IV. OUTLOOK

The abovementioned photonic applications of EPs in coupled waveguides, Fabry-Pérot resonators, photonic crystals and plasmonics have mostly hinged on linear single-body EP physics, specifically in the multivaluedness, algebraic divergence and defectiveness of its single-body band structure. With more precise control over optical nonlinearities in recent experiments^{104,178}, such as demonstrated in Ref. 134 with silicon microring arrays, optical nonlinearities intrinsic to many optical materials hold the promise of exhibiting new phenomena such as nonlinearity-induced topological phases^{179–183} and Floquet solitons¹⁸⁴, with the non-linearity itself controlling the extent of gain/loss in driving the phase transition^{110,185}. These advances provides a new route towards new photonic applications involving fast optical switching and modulation and even quantum information communications¹⁸⁶.

With the rapid evolution of nanomaterials research, it would also be interesting to explore new EP phenomenology in photonic nanostructures based on emergent nanomaterials, such as 2D layered materials¹⁸⁷, topological semimetals^{188,189} and phase change materials^{190,191}, particularly to understand whether such materials can render unusual functionalities and tunability near the onset of an EP.

Another tantalizing new development beyond the EP

band structure is the discovery of exceptional bound states²⁸, which are special eigenstates that show up as robust isolated spectral resonances when a system containing an EP is confined both spatially and spectrally. Protected by the geometric defectiveness of the EP, they represent novel bound states that possess a completely different origin from the more well-known topological and non-Hermitian skin states. While they were touted as a source of negative entanglement entropy in the quantum context²⁸, in classical systems, they can still exist as special resonances, as observed in a recent experiment with an electrical circuit platform derived from a parent EP model⁸⁰. What would be most interesting, particularly in photonics, is the generalization of exceptional bound states into 2D or beyond, where they would manifest as special resonant frequency bands that exist by virtue of the existence of a mathematical EP in a parent system. Suitably designed, such “exceptional bound” bands could not only lead to a new generation of bound states in the continuum (BICs), but could also lead to interesting new interplays with Stark, topological, nonlinearity-induced or non-Hermitian skin localization.

ACKNOWLEDGMENTS

HYM acknowledges support by the Natural Science Foundation of Hunan Province (2023JJ40612). The authors acknowledge support from Singapore’s Ministry of Education (MOE) Tier-II Grant (Proposal ID: T2EP50222-0008).

AUTHOR DECLARATIONS

Conflict of Interest

The authors declare that there are no conflicts of interest.

DATA AVAILABILITY

The data that supports the findings of this study are available from the corresponding author upon reasonable request.

- ¹A. Regensburger, C. Bersch, M.-A. Miri, G. Onishchukov, D. N. Christodoulides, and U. Peschel, “Parity–time synthetic photonic lattices,” *Nature* **488**, 167–171 (2012).
- ²M.-A. Miri and A. Alu, “Exceptional points in optics and photonics,” *Science* **363**, eaar7709 (2019).
- ³A. Li, H. Wei, M. Cotrufo, W. Chen, S. Mann, X. Ni, B. Xu, J. Chen, J. Wang, S. Fan, *et al.*, “Exceptional points and non-hermitian photonics at the nanoscale,” *Nature Nanotechnology*, 1–15 (2023).
- ⁴C. Wang, W. R. Sweeney, A. D. Stone, and L. Yang, “Coherent perfect absorption at an exceptional point,” *Science* **373**, 1261–1265 (2021).
- ⁵Ş. K. Özdemir, S. Rotter, F. Nori, and L. Yang, “Parity–time symmetry and exceptional points in photonics,” *Nature materials* **18**, 783–798 (2019).

- ⁶B. Zhen, C. W. Hsu, Y. Igarashi, L. Lu, I. Kaminer, A. Pick, S.-L. Chua, J. D. Joannopoulos, and M. Soljačić, “Spawning rings of exceptional points out of dirac cones,” *Nature* **525**, 354–358 (2015).
- ⁷S.-B. Lee, J. Yang, S. Moon, S.-Y. Lee, J.-B. Shim, S. W. Kim, J.-H. Lee, and K. An, “Observation of an exceptional point in a chaotic optical microcavity,” *Physical review letters* **103**, 134101 (2009).
- ⁸H. Cao and J. Wiersig, “Dielectric microcavities: Model systems for wave chaos and non-hermitian physics,” *Reviews of Modern Physics* **87**, 61 (2015).
- ⁹S. Weidemann, M. Kremer, T. Helbig, T. Hofmann, A. Stegmaier, M. Greiter, R. Thomale, and A. Szameit, “Topological funneling of light,” *Science* **368**, 311–314 (2020).
- ¹⁰Y. Song, W. Liu, L. Zheng, Y. Zhang, B. Wang, and P. Lu, “Two-dimensional non-hermitian skin effect in a synthetic photonic lattice,” *Phys. Rev. Applied* **14**, 064076 (2020).
- ¹¹X. Zhu, H. Wang, S. K. Gupta, H. Zhang, B. Xie, M. Lu, and Y. Chen, “Photonic non-hermitian skin effect and non-bloch bulk-boundary correspondence,” *Physical Review Research* **2**, 013280 (2020).
- ¹²G. Gbur and K. Makris, “Introduction to non-hermitian photonics in complex media: Pt-symmetry and beyond,” *Photonics Research* **6**, PTS1–PTS3 (2018).
- ¹³X. Zhang, Y. Tian, J.-H. Jiang, M.-H. Lu, and Y.-F. Chen, “Observation of higher-order non-hermitian skin effect,” *Nature communications* **12**, 5377 (2021).
- ¹⁴L. Zhang, Y. Yang, Y. Ge, Y.-J. Guan, Q. Chen, Q. Yan, F. Chen, R. Xi, Y. Li, D. Jia, *et al.*, “Acoustic non-hermitian skin effect from twisted winding topology,” *Nature communications* **12**, 6297 (2021).
- ¹⁵H. Gao, H. Xue, Z. Gu, L. Li, W. Zhu, Z. Su, J. Zhu, B. Zhang, and Y. Chong, “Non-hermitian skin effect in a ring resonator lattice,” *arXiv preprint arXiv:2205.14824* (2022).
- ¹⁶T. Helbig, T. Hofmann, S. Imhof, M. Abdelghany, T. Kiessling, L. Molenkamp, C. Lee, A. Szameit, M. Greiter, and R. Thomale, “Generalized bulk-boundary correspondence in non-hermitian topoelectrical circuits,” *Nature Physics* **16**, 747–750 (2020).
- ¹⁷T. Hofmann, T. Helbig, F. Schindler, N. Salgo, M. Brzezińska, M. Greiter, T. Kiessling, D. Wolf, A. Vollhardt, A. Kabaši, *et al.*, “Reciprocal skin effect and its realization in a topoelectrical circuit,” *Physical Review Research* **2**, 023265 (2020).
- ¹⁸S. Liu, R. Shao, S. Ma, L. Zhang, O. You, H. Wu, Y. J. Xiang, T. J. Cui, and S. Zhang, “Non-hermitian skin effect in a non-hermitian electrical circuit,” *Research* **2021**, 5608038 (2021).
- ¹⁹D. Zou, T. Chen, W. He, J. Bao, C. H. Lee, H. Sun, and X. Zhang, “Observation of hybrid higher-order skin-topological effect in non-hermitian topoelectrical circuits,” *Nature Communications* **12**, 7201 (2021).
- ²⁰A. Stegmaier, S. Imhof, T. Helbig, T. Hofmann, C. H. Lee, M. Kremer, A. Fritzsche, T. Feichtner, S. Klemmt, S. Höfling, *et al.*, “Topological defect engineering and p t symmetry in non-hermitian electrical circuits,” *Physical Review Letters* **126**, 215302 (2021).
- ²¹M. Ezawa, “Non-hermitian non-abelian topological insulators with pt symmetry,” *Physical Review Research* **3**, 043006 (2021).
- ²²C. Shang, S. Liu, R. Shao, P. Han, X. Zang, X. Zhang, K. N. Salama, W. Gao, C. H. Lee, R. Thomale, A. Manchon, Z. Zhang, T. J. Cui, and U. Schwingenshlögl, “Experimental identification of the second-order non-hermitian skin effect with physics-graph-informed machine learning,” *Advanced Science* **9**, 2202922 (2022).
- ²³W. Zhang, F. Di, H. Yuan, H. Wang, X. Zheng, L. He, H. Sun, and X. Zhang, “Observation of non-hermitian aggregation effects induced by strong interactions,” *Physical Review B* **105**, 195131 (2022).
- ²⁴H. Zhang, T. Chen, L. Li, C. H. Lee, and X. Zhang, “Electrical circuit realization of topological switching for the non-hermitian skin effect,” *Physical Review B* **107**, 085426 (2023).

- ²⁵M. Brandenbourger, X. Locsin, E. Lerner, and C. Coulais, “Non-reciprocal robotic metamaterials,” *Nature communications* **10**, 4608 (2019).
- ²⁶A. Ghatak, M. Brandenbourger, J. van Wezel, and C. Coulais, “Observation of non-hermitian topology and its bulk–edge correspondence in an active mechanical metamaterial,” *Proceedings of the National Academy of Sciences* **117**, 29561–29568 (2020).
- ²⁷S. Franca, V. Könye, F. Hassler, J. van den Brink, and C. Fulga, “Non-hermitian physics without gain or loss: the skin effect of reflected waves,” *Physical Review Letters* **129**, 086601 (2022).
- ²⁸C. H. Lee, “Exceptional bound states and negative entanglement entropy,” *Physical Review Letters* **128**, 010402 (2022).
- ²⁹K. Kawabata, K. Shiozaki, M. Ueda, and M. Sato, “Symmetry and topology in non-hermitian physics,” *Physical Review X* **9**, 041015 (2019).
- ³⁰N. Okuma, K. Kawabata, K. Shiozaki, and M. Sato, “Topological origin of non-hermitian skin effects,” *Phys. Rev. Lett.* **124**, 086801 (2020).
- ³¹Y. Xiong, “Why does bulk boundary correspondence fail in some non-hermitian topological models,” *Journal of Physics Communications* **2**, 035043 (2018).
- ³²C. H. Lee and R. Thomale, “Anatomy of skin modes and topology in non-hermitian systems,” *Phys. Rev. B* **99**, 201103 (2019).
- ³³K. Yokomizo and S. Murakami, “Non-bloch band theory of non-hermitian systems,” *Physical review letters* **123**, 066404 (2019).
- ³⁴S. Yao and Z. Wang, “Edge states and topological invariants of non-hermitian systems,” *Phys. Rev. Lett.* **121**, 086803 (2018).
- ³⁵Z.-K. Lin, Q. Wang, Y. Liu, H. Xue, B. Zhang, Y. Chong, and J.-H. Jiang, “Topological phenomena at defects in acoustic, photonic and solid-state lattices,” *Nature Reviews Physics* , 1–13 (2023).
- ³⁶X. Zhang, T. Zhang, M.-H. Lu, and Y.-F. Chen, “A review on non-hermitian skin effect,” *Advances in Physics: X* **7**, 2109431 (2022).
- ³⁷F. Song, S. Yao, and Z. Wang, “Non-hermitian skin effect and chiral damping in open quantum systems,” *Physical review letters* **123**, 170401 (2019).
- ³⁸C. C. Wanjura, M. Brunelli, and A. Nunnenkamp, “Topological framework for directional amplification in driven-dissipative cavity arrays,” *Nature communications* **11**, 3149 (2020).
- ³⁹C. C. Wanjura, M. Brunelli, and A. Nunnenkamp, “Correspondence between non-hermitian topology and directional amplification in the presence of disorder,” *Phys. Rev. Lett.* **127**, 213601 (2021).
- ⁴⁰W.-T. Xue, M.-R. Li, Y.-M. Hu, F. Song, and Z. Wang, “Simple formulas of directional amplification from non-bloch band theory,” *Physical Review B* **103**, L241408 (2021).
- ⁴¹S. Longhi, “Self-healing of non-hermitian topological skin modes,” *Phys. Rev. Lett.* **128**, 157601 (2022).
- ⁴²W.-T. Xue, Y.-M. Hu, F. Song, and Z. Wang, “Non-hermitian edge burst,” *Phys. Rev. Lett.* **128**, 120401 (2022).
- ⁴³C. H. Lee and S. Longhi, “Ultrafast and anharmonic rabi oscillations between non-bloch bands,” *Communications Physics* **3**, 1–9 (2020).
- ⁴⁴J. C. Budich and E. J. Bergholtz, “Non-hermitian topological sensors,” *Phys. Rev. Lett.* **125**, 180403 (2020).
- ⁴⁵C.-X. Guo, C.-H. Liu, X.-M. Zhao, Y. Liu, and S. Chen, “Exact solution of non-hermitian systems with generalized boundary conditions: Size-dependent boundary effect and fragility of the skin effect,” *Phys. Rev. Lett.* **127**, 116801 (2021).
- ⁴⁶L. Li, C. H. Lee, and J. Gong, “Impurity induced scale-free localization,” *Communications Physics* **4**, 42 (2021).
- ⁴⁷L. Li, C. H. Lee, S. Mu, and J. Gong, “Critical non-hermitian skin effect,” *Nature communications* **11** (2020).
- ⁴⁸K. Yokomizo and S. Murakami, “Scaling rule for the critical non-hermitian skin effect,” *Phys. Rev. B* **104**, 165117 (2021).
- ⁴⁹C.-H. Liu, K. Zhang, Z. Yang, and S. Chen, “Helical damping and dynamical critical skin effect in open quantum systems,” *Phys. Rev. Research* **2**, 043167 (2020).
- ⁵⁰K. Kawabata, M. Sato, and K. Shiozaki, “Higher-order non-hermitian skin effect,” *Phys. Rev. B* **102**, 205118 (2020).
- ⁵¹R. Okugawa, R. Takahashi, and K. Yokomizo, “Second-order topological non-hermitian skin effects,” *Phys. Rev. B* **102**, 241202 (2020).
- ⁵²Y. Fu, J. Hu, and S. Wan, “Non-hermitian second-order skin and topological modes,” *Phys. Rev. B* **103**, 045420 (2021).
- ⁵³X.-Q. Sun, P. Zhu, and T. L. Hughes, “Geometric response and disclination-induced skin effects in non-hermitian systems,” *Phys. Rev. Lett.* **127**, 066401 (2021).
- ⁵⁴C. H. Lee, “Many-body topological and skin states without open boundaries,” *Physical Review B* **104**, 195102 (2021).
- ⁵⁵B. A. Bhargava, I. C. Fulga, J. Van Den Brink, and A. G. Moghaddam, “Non-hermitian skin effect of dislocations and its topological origin,” *Physical Review B* **104**, L241402 (2021).
- ⁵⁶F. Schindler and A. Prem, “Dislocation non-hermitian skin effect,” *Phys. Rev. B* **104**, L161106 (2021).
- ⁵⁷A. Panigrahi, R. Moessner, and B. Roy, “Non-hermitian dislocation modes: Stability and melting across exceptional points,” *Physical Review B* **106**, L041302 (2022).
- ⁵⁸S. Manna and B. Roy, “Inner skin effects on non-hermitian topological fractals,” *arXiv preprint arXiv:2202.07658* (2022).
- ⁵⁹K. Zhang, Z. Yang, and C. Fang, “Universal non-hermitian skin effect in two and higher dimensions,” *Nature communications* **13**, 2496 (2022).
- ⁶⁰R. Yang, J. W. Tan, T. Tai, J. M. Koh, L. Li, S. Longhi, and C. H. Lee, “Designing non-hermitian real spectra through electrostatics,” *Science Bulletin* (2022).
- ⁶¹Z. Oztas and N. Candemir, “Su-schrieffer-heeger model with imaginary gauge field,” *Physics Letters A* **383**, 1821–1824 (2019).
- ⁶²W. Zhu, W. X. Teo, L. Li, and J. Gong, “Delocalization of topological edge states,” *Phys. Rev. B* **103**, 195414 (2021).
- ⁶³X. Zhang, G. Li, Y. Liu, T. Tai, R. Thomale, and C. H. Lee, “Tidal surface states as fingerprints of non-hermitian nodal knot metals,” *Communications Physics* **4**, 1–10 (2021).
- ⁶⁴C. H. Lee, L. Li, R. Thomale, and J. Gong, “Unraveling non-hermitian pumping: Emergent spectral singularities and anomalous responses,” *Phys. Rev. B* **102**, 085151 (2020).
- ⁶⁵S. Longhi, “Non-hermitian skin effect and self-acceleration,” *Physical Review B* **105**, 245143 (2022).
- ⁶⁶R. Shen and C. H. Lee, “Non-hermitian skin clusters from strong interactions,” *Communications Physics* **5**, 1–11 (2022).
- ⁶⁷J. Cheng, X. Zhang, M.-H. Lu, and Y.-F. Chen, “Competition between band topology and non-hermiticity,” *Phys. Rev. B* **105**, 094103 (2022).
- ⁶⁸L. Li and C. H. Lee, “Non-hermitian pseudo-gaps,” *Science Bulletin* (2022).
- ⁶⁹N. Okuma and M. Sato, “Non-hermitian topological phenomena: A review,” *Annual Review of Condensed Matter Physics* **14** (2022).
- ⁷⁰H. Jiang and C. H. Lee, “Filling up complex spectral regions through non-hermitian disordered chains,” *Chinese Physics B* **31**, 050307 (2022).
- ⁷¹Z. Gu, H. Gao, H. Xue, J. Li, Z. Su, and J. Zhu, “Transient non-hermitian skin effect,” *Nature Communications* **13**, 7668 (2022).
- ⁷²T. Tai and C. H. Lee, “Zoology of non-hermitian spectra and their graph topology,” *Physical Review B* **107**, L220301 (2023).
- ⁷³Z. Lei, C. H. Lee, and L. Li, “Pt-activated non-hermitian skin modes,” *arXiv preprint arXiv:2304.13955* (2023).
- ⁷⁴F. Qin, R. Shen, L. Li, and C. H. Lee, “Kinked linear response from non-hermitian pumping,” *arXiv preprint arXiv:2306.13139* (2023).
- ⁷⁵N. Okuma and M. Sato, “Non-hermitian topological phenomena: A review,” *Annual Review of Condensed Matter Physics* **14**, 83–107 (2023).
- ⁷⁶M. Yang and C. H. Lee, “Percolation-induced pt symmetry breaking,” *arXiv preprint arXiv:2309.15008* (2023).

- ⁷⁷H. Jiang and C. H. Lee, “Dimensional transmutation from non-hermiticity,” *Physical Review Letters* **131**, 076401 (2023).
- ⁷⁸K. Kawabata, T. Numasawa, and S. Ryu, “Entanglement phase transition induced by the non-hermitian skin effect,” *Physical Review X* **13**, 021007 (2023).
- ⁷⁹F. Qin, Y. Ma, R. Shen, C. H. Lee, *et al.*, “Universal competitive spectral scaling from the critical non-hermitian skin effect,” *Physical Review B* **107**, 155430 (2023).
- ⁸⁰D. Zou, T. Chen, H. Meng, Y. S. Ang, X. Zhang, and C. H. Lee, “Experimental observation of exceptional bound states in a classical circuit network,” *arXiv preprint arXiv:2308.01970* (2023).
- ⁸¹C. Wang, X. Jiang, G. Zhao, M. Zhang, C. W. Hsu, B. Peng, A. D. Stone, L. Jiang, and L. Yang, “Electromagnetically induced transparency at a chiral exceptional point,” *Nature Physics* **16**, 334–340 (2020).
- ⁸²Z. J. Wong, Y.-L. Xu, J. Kim, K. O’Brien, Y. Wang, L. Feng, and X. Zhang, “Lasing and anti-lasing in a single cavity,” *Nature photonics* **10**, 796–801 (2016).
- ⁸³K.-H. Kim, M.-S. Hwang, H.-R. Kim, J.-H. Choi, Y.-S. No, and H.-G. Park, “Direct observation of exceptional points in coupled photonic-crystal lasers with asymmetric optical gains,” *Nature communications* **7**, 13893 (2016).
- ⁸⁴W. Li, R. Liu, J. Li, J. Zhong, Y.-W. Lu, H. Chen, and X.-H. Wang, “Highly efficient single-exciton strong coupling with plasmons by lowering critical interaction strength at an exceptional point,” *Physical Review Letters* **130**, 143601 (2023).
- ⁸⁵Q. Song, M. Odeh, J. Zúñiga-Pérez, B. Kanté, and P. Genevet, “Plasmonic topological metasurface by encircling an exceptional point,” *Science* **373**, 1133–1137 (2021).
- ⁸⁶Y. Xu, L. Li, H. Jeong, S. Kim, I. Kim, J. Rho, and Y. Liu, “Sub-wavelength control of light transport at the exceptional point by non-hermitian metagratings,” *Science advances* **9**, eadf3510 (2023).
- ⁸⁷J. Doppler, A. A. Mailybaev, J. Böhm, U. Kuhl, A. Girschik, F. Libisch, T. J. Milburn, P. Rabl, N. Moiseyev, and S. Rotter, “Dynamically encircling an exceptional point for asymmetric mode switching,” *Nature* **537**, 76–79 (2016).
- ⁸⁸H. Xu, D. Mason, L. Jiang, and J. Harris, “Topological energy transfer in an optomechanical system with exceptional points,” *Nature* **537**, 80–83 (2016).
- ⁸⁹Y. Ashida, Z. Gong, and M. Ueda, “Non-hermitian physics,” *Advances in Physics* **69**, 249–435 (2020).
- ⁹⁰H. Schomerus, “From scattering theory to complex wave dynamics in non-hermitian pt-symmetric resonators,” *Philosophical Transactions of the Royal Society A: Mathematical, Physical and Engineering Sciences* **371**, 20120194 (2013).
- ⁹¹X. Ni, D. Smirnova, A. Poddubny, D. Leykam, Y. Chong, and A. B. Khanikaev, “Pt phase transitions of edge states at pt symmetric interfaces in non-hermitian topological insulators,” *Physical Review B* **98**, 165129 (2018).
- ⁹²S. Longhi, “Exceptional points and photonic catastrophe,” *Optics Letters* **43**, 2929–2932 (2018).
- ⁹³Y. Chong, L. Ge, and A. D. Stone, “P t-symmetry breaking and laser-absorber modes in optical scattering systems,” *Physical Review Letters* **106**, 093902 (2011).
- ⁹⁴W. Chen, Ş. Kaya Özdemir, G. Zhao, J. Wiersig, and L. Yang, “Exceptional points enhance sensing in an optical microcavity,” *Nature* **548**, 192–196 (2017).
- ⁹⁵J. Wiersig, “Enhancing the sensitivity of frequency and energy splitting detection by using exceptional points: application to microcavity sensors for single-particle detection,” *Physical review letters* **112**, 203901 (2014).
- ⁹⁶H. Hodaie, A. U. Hassan, S. Wittek, H. Garcia-Gracia, R. El-Ganainy, D. N. Christodoulides, and M. Khajavikhan, “Enhanced sensitivity at higher-order exceptional points,” *Nature* **548**, 187–191 (2017).
- ⁹⁷M. Liertzer, L. Ge, A. Cerjan, A. D. Stone, H. E. Türeci, and S. Rotter, “Pump-induced exceptional points in lasers,” *Physical Review Letters* **108**, 173901 (2012).
- ⁹⁸W. Heiss, “The physics of exceptional points,” *Journal of Physics A: Mathematical and Theoretical* **45**, 444016 (2012).
- ⁹⁹J. Y. Lin, N. C. Hu, Y. J. Chen, C. H. Lee, and X. Zhang, “Line nodes, dirac points, and lifshitz transition in two-dimensional nonsymmorphic photonic crystals,” *Physical Review B* **96**, 075438 (2017).
- ¹⁰⁰J. C. Budich and E. J. Bergholtz, “Non-hermitian topological sensors,” *Physical Review Letters* **125**, 180403 (2020).
- ¹⁰¹H. Yuan, W. Zhang, Z. Zhou, W. Wang, N. Pan, Y. Feng, H. Sun, and X. Zhang, “Non-hermitian topoelectrical circuit sensor with high sensitivity,” *Advanced Science* , 2301128 (2023).
- ¹⁰²L. Feng, R. El-Ganainy, and L. Ge, “Non-hermitian photonics based on parity–time symmetry,” *Nature Photonics* **11**, 752–762 (2017).
- ¹⁰³L. Feng, Y.-L. Xu, W. S. Fegadolli, M.-H. Lu, J. E. Oliveira, V. R. Almeida, Y.-F. Chen, and A. Scherer, “Experimental demonstration of a unidirectional reflectionless parity-time metamaterial at optical frequencies,” *Nature materials* **12**, 108–113 (2013).
- ¹⁰⁴H. Ma, D. Li, N. Wu, Y. Zhang, H. Chen, and H. Qian, “Nonlinear all-optical modulator based on non-hermitian pt symmetry,” *Photonics Research* **10**, 980–988 (2022).
- ¹⁰⁵R. El-Ganainy, K. Makris, D. Christodoulides, and Z. H. Musslimani, “Theory of coupled optical pt-symmetric structures,” *Optics letters* **32**, 2632–2634 (2007).
- ¹⁰⁶S. Longhi, “Parity-time symmetry meets photonics: A new twist in non-hermitian optics,” *Europhysics Letters* **120**, 64001 (2018).
- ¹⁰⁷S. K. Gupta, Y. Zou, X.-Y. Zhu, M.-H. Lu, L.-J. Zhang, X.-P. Liu, and Y.-F. Chen, “Parity-time symmetry in non-hermitian complex optical media,” *Advanced Materials* **32**, 1903639 (2020).
- ¹⁰⁸C. E. Rüter, K. G. Makris, R. El-Ganainy, D. N. Christodoulides, M. Segev, and D. Kip, “Observation of parity-time symmetry in optics,” *Nature physics* **6**, 192–195 (2010).
- ¹⁰⁹Q. Yan, B. Zhao, R. Zhou, R. Ma, Q. Lyu, S. Chu, X. Hu, and Q. Gong, “Advances and applications on non-hermitian topological photonics,” *Nanophotonics* (2023).
- ¹¹⁰M.-A. Miri and A. Alù, “Nonlinearity-induced pt-symmetry without material gain,” *New Journal of Physics* **18**, 065001 (2016).
- ¹¹¹T. Ozawa, H. M. Price, A. Amo, N. Goldman, M. Hafezi, L. Lu, M. C. Rechtsman, D. Schuster, J. Simon, O. Zilberberg, *et al.*, “Topological photonics,” *Reviews of Modern Physics* **91**, 015006 (2019).
- ¹¹²Y. G. Liu, Y. Wei, O. Hemmatyar, G. G. Pyrialakos, P. S. Jung, D. N. Christodoulides, and M. Khajavikhan, “Complex skin modes in non-hermitian coupled laser arrays,” *Light: Science & Applications* **11**, 336 (2022).
- ¹¹³A. Guo, G. Salamo, D. Duchesne, R. Morandotti, M. Volatier-Ravat, V. Aimez, G. Siviloglou, and D. Christodoulides, “Observation of p t-symmetry breaking in complex optical potentials,” *Physical review letters* **103**, 093902 (2009).
- ¹¹⁴I. I. Arkhipov, A. Miranowicz, F. Minganti, and F. Nori, “Quantum and semiclassical exceptional points of a linear system of coupled cavities with losses and gain within the scully-lamb laser theory,” *Physical Review A* **101**, 013812 (2020).
- ¹¹⁵J. Dong, Q. Hu, C.-Y. Ji, B. Zou, and Y. Zhang, “Exceptional points in a topological waveguide-cavity coupled system,” *New Journal of Physics* **23**, 113025 (2021).
- ¹¹⁶A. V. Hlushchenko, D. V. Novitsky, V. I. Shcherbinin, and V. R. Tuz, “Multimode-symmetry thresholds and third-order exceptional points in coupled dielectric waveguides with loss and gain,” *Journal of Optics* **23**, 125002 (2021).
- ¹¹⁷S. N. Ghosh and Y. D. Chong, “Exceptional points and asymmetric mode conversion in quasi-guided dual-mode optical waveguides,” *Scientific reports* **6**, 19837 (2016).
- ¹¹⁸J. Wang, S. Valligatla, Y. Yin, L. Schwarz, M. Medina-Sánchez, S. Baunack, C. H. Lee, R. Thomale, S. Li, V. M. Fomin, *et al.*, “Experimental observation of berry phases in optical möbius-

- strip microcavities,” *Nature Photonics* **17**, 120–125 (2023).
- ¹¹⁹H. Zhao, S. Longhi, and L. Feng, “Robust light state by quantum phase transition in non-hermitian optical materials,” *Scientific reports* **5**, 17022 (2015).
 - ¹²⁰D. Yu, M. Humar, K. Meserve, R. C. Bailey, S. N. Chormaic, and F. Vollmer, “Whispering-gallery-mode sensors for biological and physical sensing,” *Nature reviews methods primers* **1**, 83 (2021).
 - ¹²¹B. Peng, Ş. K. Özdemir, M. Liertzer, W. Chen, J. Kramer, H. Yilmaz, J. Wiersig, S. Rotter, and L. Yang, “Chiral modes and directional lasing at exceptional points,” *Proceedings of the National Academy of Sciences* **113**, 6845–6850 (2016).
 - ¹²²H. Wang, Y.-H. Lai, Z. Yuan, M.-G. Suh, and K. Vahala, “Petersmann-factor sensitivity limit near an exceptional point in a brillouin ring laser gyroscope,” *Nature communications* **11**, 1610 (2020).
 - ¹²³E. Lafalce, Q. Zeng, C. H. Lin, M. J. Smith, S. T. Malak, J. Jung, Y. J. Yoon, Z. Lin, V. V. Tsukruk, and Z. V. Vardeny, “Robust lasing modes in coupled colloidal quantum dot microdisk pairs using a non-hermitian exceptional point,” *Nature communications* **10**, 561 (2019).
 - ¹²⁴B. Hu, Z. Zhang, H. Zhang, L. Zheng, W. Xiong, Z. Yue, X. Wang, J. Xu, Y. Cheng, X. Liu, *et al.*, “Non-hermitian topological whispering gallery,” *Nature* **597**, 655–659 (2021).
 - ¹²⁵B. Peng, Ş. Özdemir, S. Rotter, H. Yilmaz, M. Liertzer, F. Monifi, C. Bender, F. Nori, and L. Yang, “Loss-induced suppression and revival of lasing,” *Science* **346**, 328–332 (2014).
 - ¹²⁶B. Peng, Ş. K. Özdemir, F. Lei, F. Monifi, M. Gianfreda, G. L. Long, S. Fan, F. Nori, C. M. Bender, and L. Yang, “Parity–time-symmetric whispering-gallery microcavities,” *Nature Physics* **10**, 394–398 (2014).
 - ¹²⁷P. Miao, Z. Zhang, J. Sun, W. Walasik, S. Longhi, N. M. Litchinitser, and L. Feng, “Orbital angular momentum microlaser,” *Science* **353**, 464–467 (2016).
 - ¹²⁸B. Zhu, Q. J. Wang, and Y. D. Chong, “Laser-mode bifurcations induced by pt-breaking exceptional points,” *Physical Review A* **99**, 033829 (2019).
 - ¹²⁹L. Feng, Z. J. Wong, R.-M. Ma, Y. Wang, and X. Zhang, “Single-mode laser by parity-time symmetry breaking,” *Science* **346**, 972–975 (2014).
 - ¹³⁰R. El-Ganainy, K. G. Makris, M. Khajavikhan, Z. H. Mussli-mani, S. Rotter, and D. N. Christodoulides, “Non-hermitian physics and pt symmetry,” *Nature Physics* **14**, 11–19 (2018).
 - ¹³¹M.-A. Miri, P. LiKamWa, and D. N. Christodoulides, “Large area single-mode parity–time-symmetric laser amplifiers,” *Optics letters* **37**, 764–766 (2012).
 - ¹³²S. Longhi, “Non-hermitian gauged topological laser arrays,” *Annalen der Physik* **530**, 1800023 (2018).
 - ¹³³M. Ezawa, “Nonlinear non-hermitian higher-order topological laser,” *Physical Review Research* **4**, 013195 (2022).
 - ¹³⁴T. Dai, Y. Ao, J. Mao, Y. Yang, Y. Zheng, C. Zhai, Y. Li, J. Yuan, B. Tang, Z. Li, J. Luo, W. Wang, X. Hu, Q. Gong, and J. Wang, “Non-hermitian topological phase transitions controlled by nonlinearity,” *Nature Physics*.
 - ¹³⁵A. Bergman, R. Duggan, K. Sharma, M. Tur, A. Zadok, and A. Alù, “Observation of anti-parity-time-symmetry, phase transitions and exceptional points in an optical fibre,” *Nature Communications* **12**, 486 (2021).
 - ¹³⁶W. Liu, Y. Zhang, Z. Deng, J. Ye, K. Wang, B. Wang, D. Gao, and P. Lu, “On-chip chiral mode switching by encircling an exceptional point in an anti-parity-time symmetric system,” *Laser & Photonics Reviews* **16**, 2100675 (2022).
 - ¹³⁷Z. Fang, M. Hu, L. Zhou, and K. Ding, “Geometry-dependent skin effects in reciprocal photonic crystals,” *Nanophotonics* **11**, 3447–3456 (2022).
 - ¹³⁸J. Zhong, K. Wang, Y. Park, V. Asadchy, C. C. Wojcik, A. Dutt, and S. Fan, “Nontrivial point-gap topology and non-hermitian skin effect in photonic crystals,” *Physical Review B* **104**, 125416 (2021).
 - ¹³⁹Y. Wu, J. Zou, C. Jiang, X. Li, and S. Ke, “Direction-dependent non-hermitian skin effect in modulated photonic waveguide arrays,” *Frontiers in Physics* **10**, 1073295 (2022).
 - ¹⁴⁰K. Yokomizo, T. Yoda, and S. Murakami, “Non-hermitian waves in a continuous periodic model and application to photonic crystals,” *Physical Review Research* **4**, 023089 (2022).
 - ¹⁴¹W. Zhu and J. Gong, “Photonic corner skin modes in non-hermitian photonic crystals,” *Physical Review B* **108**, 035406 (2023).
 - ¹⁴²P. M. Kamiński, A. Taghizadeh, O. Breinbjerg, J. Mørk, and S. Arslanagić, “Control of exceptional points in photonic crystal slabs,” *Optics Letters* **42**, 2866–2869 (2017).
 - ¹⁴³C.-C. Cheng, P.-J. Cheng, T.-W. Huang, W.-T. Wang, J.-T. Tsai, M.-H. Shih, and S.-W. Chang, “Realization of spinning mode with maximum chirality in photonic-crystal defect cavity at exceptional point,” *Optica* **10**, 732–739 (2023).
 - ¹⁴⁴H. Zhou, C. Peng, Y. Yoon, C. W. Hsu, K. A. Nelson, L. Fu, J. D. Joannopoulos, M. Soljačić, and B. Zhen, “Observation of bulk fermi arc and polarization half charge from paired exceptional points,” *Science* **359**, 1009–1012 (2018).
 - ¹⁴⁵D. A. Bykov and L. L. Doskolovich, “Cross-polarization mode coupling and exceptional points in photonic crystal slabs,” *Physical Review A* **97**, 013846 (2018).
 - ¹⁴⁶T. Wang, “Special exceptional point acting as dirac point in one dimensional-symmetric photonic crystal,” *New Journal of Physics* **24**, 113016 (2022).
 - ¹⁴⁷J. A. Schuller, E. S. Barnard, W. Cai, Y. C. Jun, J. S. White, and M. L. Brongersma, “Plasmonics for extreme light concentration and manipulation,” *Nature materials* **9**, 193–204 (2010).
 - ¹⁴⁸Y. Gao, R.-J. Shiue, X. Gan, L. Li, C. Peng, I. Meric, L. Wang, A. Szep, D. Walker Jr, J. Hone, *et al.*, “High-speed electro-optic modulator integrated with graphene-boron nitride heterostructure and photonic crystal nanocavity,” *Nano letters* **15**, 2001–2005 (2015).
 - ¹⁴⁹J. Tang, J. Zhang, Y. Lv, H. Wang, F. F. Xu, C. Zhang, L. Sun, J. Yao, and Y. S. Zhao, “Room temperature exciton–polariton bose–einstein condensation in organic single-crystal microribbon cavities,” *Nature Communications* **12**, 3265 (2021).
 - ¹⁵⁰N. Wu, K. Cui, Q. Xu, X. Feng, F. Liu, W. Zhang, and Y. Huang, “On-chip mechanical exceptional points based on an optomechanical zipper cavity,” *Science Advances* **9**, eabp8892 (2023).
 - ¹⁵¹M. Farhat, M. Yang, Z. Ye, and P.-Y. Chen, “Pt-symmetric absorber-laser enables electromagnetic sensors with unprecedented sensitivity,” *ACS Photonics* **7**, 2080–2088 (2020).
 - ¹⁵²Z. Sakotic, P. Stankovic, V. Bengin, A. Krasnok, A. Alù, and N. Jankovic, “Non-hermitian control of topological scattering singularities emerging from bound states in the continuum,” *Laser & Photonics Reviews* , 2200308 (2023).
 - ¹⁵³A. D. Stone, W. R. Sweeney, C. W. Hsu, K. Wisal, and Z. Wang, “Reflectionless excitation of arbitrary photonic structures: A general theory,” *Nanophotonics* **10**, 343–360 (2020).
 - ¹⁵⁴H. Qin, M. Ding, and Y. Yin, “Induced transparency with optical cavities,” *Advanced Photonics Research* **1**, 2000009 (2020).
 - ¹⁵⁵D. Delbeke, R. Bockstaele, P. Bienstman, R. Baets, and H. Benisty, “High-efficiency semiconductor resonant-cavity light-emitting diodes: a review,” *IEEE Journal of Selected Topics in Quantum Electronics* **8**, 189–206 (2002).
 - ¹⁵⁶A. Artar, A. A. Yanik, and H. Altug, “Fabry–pérot nanocavities in multilayered plasmonic crystals for enhanced biosensing,” *Applied Physics Letters* **95** (2009).
 - ¹⁵⁷C. Ferise, P. Del Hougne, S. Félix, V. Pagneux, and M. Davy, “Exceptional points of p t-symmetric reflectionless states in complex scattering systems,” *Physical Review Letters* **128**, 203904 (2022).
 - ¹⁵⁸J. B. Khurgin, “Exceptional points in polaritonic cavities and subthreshold fabry–pérot lasers,” *Optica* **7**, 1015–1023 (2020).
 - ¹⁵⁹Y. Zhu and L. Zhu, “Accessing the exceptional points in coupled fabry–pérot resonators through hybrid integration,” *Acs Photonics* **5**, 4920–4927 (2018).

- ¹⁶⁰A. Butler and C. Argyropoulos, “Exceptional points in parity-time symmetric plasmonic Huygens’ metasurfaces,” *Optical Materials Express* **13**, 447–457 (2023).
- ¹⁶¹J.-H. Park, A. Ndao, W. Cai, L. Hsu, A. Kodigala, T. Lepetit, Y.-H. Lo, and B. Kanté, “Symmetry-breaking-induced plasmonic exceptional points and nanoscale sensing,” *Nature Physics* **16**, 462–468 (2020).
- ¹⁶²J. Pitarke, V. Silkin, E. Chulkov, and P. Echenique, “Theory of surface plasmons and surface-plasmon polaritons,” *Reports on progress in physics* **70**, 1 (2006).
- ¹⁶³H. Yu, Y. Peng, Y. Yang, and Z.-Y. Li, “Plasmon-enhanced light–matter interactions and applications,” *npj Computational Materials* **5**, 45 (2019).
- ¹⁶⁴H.-L. Zhou, X.-Y. Zhang, X.-M. Xue, Y. Yang, S.-J. Wang, D. Su, Z.-R. Yang, Y.-F. Wang, Y. Song, J. Wu, *et al.*, “Nanoscale valley modulation by surface plasmon interference,” *Nano Letters* **22**, 6923–6929 (2022).
- ¹⁶⁵D. Zhang, Y. Zeng, Y. Bai, Z. Li, Y. Tian, and R. Li, “Coherent surface plasmon polariton amplification via free-electron pumping,” *Nature* **611**, 55–60 (2022).
- ¹⁶⁶J. Wiersig, “Prospects and fundamental limits in exceptional point-based sensing,” *Nature communications* **11**, 2454 (2020).
- ¹⁶⁷L. Horstman, N. Hsu, J. Hendrie, D. Smith, and J.-C. Diels, “Exceptional points and the ring laser gyroscope,” *Photonics Research* **8**, 252–256 (2020).
- ¹⁶⁸Y. Li and C. Argyropoulos, “Exceptional points and spectral singularities in active epsilon-near-zero plasmonic waveguides,” *Physical Review B* **99**, 075413 (2019).
- ¹⁶⁹Y. Huang, G. Veronis, and C. Min, “Unidirectional reflectionless propagation in plasmonic waveguide-cavity systems at exceptional points,” *Optics Express* **23**, 29882–29895 (2015).
- ¹⁷⁰M. Sakhdari, N. M. Estakhri, H. Bagci, and P.-Y. Chen, “Low-threshold lasing and coherent perfect absorption in generalized p t-symmetric optical structures,” *Physical Review Applied* **10**, 024030 (2018).
- ¹⁷¹H. Y. Jeong, Y. Lim, J. Han, S.-C. An, and Y. C. Jun, “Electrical addressing of exceptional points in compact plasmonic structures,” *Nanophotonics* **12**, 2029–2039 (2023).
- ¹⁷²H. Jiang, W. Zhang, G. Lu, L. Ye, H. Lin, J. Tang, Z. Xue, Z. Li, H. Xu, and Q. Gong, “Exceptional points and enhanced nanoscale sensing with a plasmon-exciton hybrid system,” *Photonics Research* **10**, 557–563 (2022).
- ¹⁷³A. Movsesyan, L. V. Besteiro, X.-T. Kong, Z. Wang, and A. O. Govorov, “Engineering strongly chiral plasmonic lattices with achiral unit cells for sensing and photodetection,” *Advanced Optical Materials* **10**, 2101943 (2022).
- ¹⁷⁴R. Liu, Z.-K. Zhou, Y.-C. Yu, T. Zhang, H. Wang, G. Liu, Y. Wei, H. Chen, and X.-H. Wang, “Strong light-matter interactions in single open plasmonic nanocavities at the quantum optics limit,” *Physical review letters* **118**, 237401 (2017).
- ¹⁷⁵L. Yang, X. Xie, J. Yang, M. Xue, S. Wu, S. Xiao, F. Song, J. Dang, S. Sun, Z. Zuo, *et al.*, “Strong light–matter interactions between gap plasmons and two-dimensional excitons under ambient conditions in a deterministic way,” *Nano Letters* **22**, 2177–2186 (2022).
- ¹⁷⁶C. Tserkezis, A. I. Fernández-Domínguez, P. Gonçalves, F. Todisco, J. D. Cox, K. Busch, N. Stenger, S. I. Bozhevolnyi, N. A. Mortensen, and C. Wolff, “On the applicability of quantum-optical concepts in strong-coupling nanophotonics,” *Reports on Progress in Physics* **83**, 082401 (2020).
- ¹⁷⁷A. Kodigala, T. Lepetit, and B. Kanté, “Exceptional points in three-dimensional plasmonic nanostructures,” *Physical Review B* **94**, 201103 (2016).
- ¹⁷⁸P. S. Jung, G. G. Pyrialakos, F. O. Wu, M. Parto, M. Khajavikhan, W. Krolikowski, and D. N. Christodoulides, “Thermal control of the topological edge flow in nonlinear photonic lattices,” *Nature Communications* **13**, 4393 (2022).
- ¹⁷⁹J. Gong and C. H. Lee, “Topological phase transitions have never been faster,” *Nature Physics*.
- ¹⁸⁰L. J. Maczewsky, M. Heinrich, M. Kremer, S. K. Ivanov, M. Ehrhardt, F. Martinez, Y. V. Kartashov, V. V. Konotop, L. Torner, D. Bauer, *et al.*, “Nonlinearity-induced photonic topological insulator,” *Science* **370**, 701–704 (2020).
- ¹⁸¹T. Tuloup, R. W. Bomantara, C. H. Lee, and J. Gong, “Nonlinearity induced topological physics in momentum space and real space,” *Physical Review B* **102**, 115411 (2020).
- ¹⁸²M. S. Kirsch, Y. Zhang, M. Kremer, L. J. Maczewsky, S. K. Ivanov, Y. V. Kartashov, L. Torner, D. Bauer, A. Szameit, and M. Heinrich, “Nonlinear second-order photonic topological insulators,” *Nature Physics* **17**, 995–1000 (2021).
- ¹⁸³Z. Hu, D. Bongiovanni, D. Jukić, E. Jajtić, S. Xia, D. Song, J. Xu, R. Morandotti, H. Buljan, and Z. Chen, “Nonlinear control of photonic higher-order topological bound states in the continuum,” *Light: Science & Applications* **10**, 164 (2021).
- ¹⁸⁴S. Mukherjee and M. C. Rechtsman, “Observation of floquet solitons in a topological bandgap,” *Science* **368**, 856–859 (2020).
- ¹⁸⁵Y. Lumer, Y. Plotnik, M. C. Rechtsman, and M. Segev, “Nonlinearly induced p t transition in photonic systems,” *Physical review letters* **111**, 263901 (2013).
- ¹⁸⁶P. Minzioni, C. Lacava, T. Tanabe, J. Dong, X. Hu, G. Csaba, W. Porod, G. Singh, A. E. Willner, A. Almailan, *et al.*, “Roadmap on all-optical processing,” *Journal of Optics* **21**, 063001 (2019).
- ¹⁸⁷F. H. Koppens, D. E. Chang, and F. J. García de Abajo, “Graphene plasmonics: a platform for strong light–matter interactions,” *Nano letters* **11**, 3370–3377 (2011).
- ¹⁸⁸J. Liu, F. Xia, D. Xiao, F. J. Garcia de Abajo, and D. Sun, “Semimetals for high-performance photodetection,” *Nature materials* **19**, 830–837 (2020).
- ¹⁸⁹H. Meng, L. Wang, C. H. Lee, and Y. S. Ang, “Terahertz polarization conversion from optical dichroism in a topological Dirac semimetal,” *Applied Physics Letters* **121** (2022).
- ¹⁹⁰M. Wuttig, H. Bhaskaran, and T. Taubner, “Phase-change materials for non-volatile photonic applications,” *Nature photonics* **11**, 465–476 (2017).
- ¹⁹¹H. Meng, J. Lim, L. Wang, C. H. Lee, and Y. S. Ang, “Port reconfigurable phase-change resonator,” *Applied Physics Letters* **122** (2023).