
LEARNING-BASED ADAPTION OF ROBOTIC FRICTION MODELS

Philipp Scholl

Ludwig-Maximilians-Universität München
Munich
Germany
scholl@math.lmu.de

Maged Iskandar

German Aerospace Center
Weßling
Germany

Sebastian Wolf

German Aerospace Center
Weßling
Germany

Jinoh Lee

German Aerospace Center
Weßling
Germany

Aras Bacho

Ludwig-Maximilians-Universität München
Munich
Germany

Alexander Dietrich

German Aerospace Center
Weßling
Germany

Alin Albu-Schäffer

German Aerospace Center
Weßling
Germany

Gitta Kutyniok

Ludwig-Maximilians-Universität München
Munich Center for Machine Learning (MCML)
Munich
Germany

ABSTRACT

In the Fourth Industrial Revolution, wherein artificial intelligence and the automation of machines occupy a central role, the deployment of robots is indispensable. However, the manufacturing process using robots, especially in collaboration with humans, is highly intricate. In particular, modeling the friction torque in robotic joints is a longstanding problem due to the lack of a good mathematical description. This motivates the usage of data-driven methods in recent works. However, model-based and data-driven models often exhibit limitations in their ability to generalize beyond the specific dynamics they were trained on, as we demonstrate in this paper. To address this challenge, we introduce a novel approach based on residual learning, which aims to adapt an existing friction model to new dynamics using as little data as possible. We validate our approach by training a base neural network on a symmetric friction data set to learn an accurate relation between the velocity and the friction torque. Subsequently, to adapt to more complex asymmetric settings, we train a second network on a small dataset, focusing on predicting the residual of the initial network's output. By combining the output of both networks in a suitable manner, our proposed estimator outperforms the conventional model-based approach and the base neural network significantly. Furthermore, we evaluate our method on trajectories involving external loads and still observe a substantial improvement, approximately 60-70%, over the conventional approach. Our method does not rely on data with external load during training, eliminating the need for external torque sensors. This demonstrates the generalization capability of our approach, even with a small amount of data—only 43 seconds of a robot movement—enabling adaptation to diverse scenarios based on prior knowledge about friction in different settings.

Keywords robotics · friction · data-driven modeling · neural networks · transfer learning · torque estimation

1 Introduction

In the context of advancing human-robot collaboration in manufacturing (Ajoudani et al., 2018; Kim et al., 2021; Angleraud et al., 2024; Liu et al., 2024), where physical interaction between humans and robots is becoming increasingly important, the accurate estimation of interaction forces is critical for ensuring safety (Aivaliotis et al., 2019; Cherubini

et al., 2016; Iskandar et al., 2023). Achieving this often involves the precise estimation of external forces, which can be accomplished by mounting force-torque sensors on the robot’s end-effector. Unfortunately, many industrial robots do not have these sensors due to their high cost (Hägele et al., 2016). This situation emphasizes the need for a reliable, cost-effective, and sensorless method for estimating external torque, which, in turn, necessitates the development of an accurate friction model.

A precise model of friction Kermani et al. (2007) has the potential to enhance the functionality of robotic systems in multiple aspects. It plays a crucial role in achieving energy-efficient computations, enhancing the precision of dynamic simulations, improving control performance at the joint level (Dietrich et al., 2021; Xie et al., 2023; Ke et al., 2023), or detecting slip (Reinecke et al., 2014). To mitigate the undesirable effects of friction, a model-based friction compensation approach is commonly integrated into the control system. This approach finds widespread applications across multiple domains, including joint-level control (Iskandar et al.; 2022), safe human-robot interaction (De Santis et al., 2008; Dietrich and Ott, 2019; Vogel et al., 2020; Iskandar et al., 2021), and the enhancement of external torque estimation precision during interactions with the environment. However, modeling the friction is highly complicated since it depends on a multitude of factors limiting the applicability of model-based approaches (Rizos and Fassois, 2005; Linderoth et al., 2013; Khan et al., 2017; Hao et al., 2015; Bittencourt and Gunnarsson, 2012; Bittencourt and Axelsson, 2013).

1.1 Related work

The success of neural networks in the last decade (Krizhevsky et al., 2012; Silver et al., 2016; Fawzi et al., 2022; Jumper et al., 2021) inspired engineers to explore their application in modeling complex dynamics, including friction. Selmic and Lewis Selmic and Lewis (2002), for example, developed neural network models for friction that utilized specialized architectures with discontinuous activation functions. This design aimed to enhance the fitting of the observed friction data, ultimately reducing the number of required neurons, training time, and data. Subsequently, Ciliz and Tomizuka Ciliz and Tomizuka (2004) adopted this approach to improve the control of robotic joints. Another common approach is to use a hybrid method consisting of a simple parametric model and a complicated neural network. Ciliz and Tomizuka Kemal Ciliz and Tomizuka (2007) showed that this approach improves over both, a single parametric model and a single neural network, since it combines the flexibility of a neural network with the known dynamics captured by the simple parametric model, thus, introducing an inductive bias in the architecture.

Recent research has aimed to leverage the structure of dynamics and learn multiple models to complement each other. Huang and Tan Huang and Tan (2012), for instance, trained two neural networks specifically for modeling friction. Guo et al. Guo et al. (2019) took this a step further by learning additional, individual neural networks for the inertia matrix, the Coriolis torque, and the gravitational torque, which were subsequently combined into a single neural network. They also adapted discontinuous activation functions for friction torque. Most of the work, however, does not capture the hysteresis effect of friction, as they lack a dependence on the history. To model this, Hirose and Tajima Hirose and Tajima (2017) applied a Long Short-Term Memory (LSTM) network, a type of recurrent neural network (RNN) that can naturally process sequences by maintaining a hidden state. Another approach was taken by Tu et al. Tu et al. (2019), who used genetic algorithms (GA) to compute suitable initializations for the neural network weights. For human-robot interaction, it is crucial to be able to estimate the external torque of robot joints, which was the goal of Liu et al. Liu et al. (2021) by approximating the friction using neural networks.

1.2 Our contributions

The application of data-driven approaches to model friction in robotic joints is not a novel concept. However, previous approaches have exhibited limitations in their generality due to the absence of important components within the data. Specifically, these approaches lack the incorporation of different velocities, the reversal of directions, simultaneous movement of joints, and continuously varying loads. These conditions significantly influence the performance of data-driven approaches, as evidenced in Section 4.1. The results demonstrate that a network, that may outperform traditional model-based approaches on a dataset lacking some of these effects, ultimately fails when subjected to more complex data. Furthermore, dynamics also change due to wear, varying temperature and humidity, and other external factors.

To address these challenges, we propose a novel strategy to adopt existing methods to unknown dynamics while requiring as little data as possible—only one movement in our case. To achieve this we train a neural network on the residual of a base estimator on new dynamics for which the base estimator fails, to be able to use the knowledge learned by the base estimator while improving its performance for the new dynamics. The key contributions of this paper are as follows:

1. **Adaption of a base model to new friction dynamics:** To tackle the challenge of adapting existing friction models to new dynamics with as little data as possible, we propose to learn the residuals using a neural network.
2. **Comprehensive evaluation:** We evaluate our approach using a data-driven base model of friction and compare it against a conventional model-based approach. We show that our approach then only requires data from one movement with one velocity to be able to adapt the prediction of the friction torque and outperform the conventional approach and the base network for different velocities, while reversing the directions, moving the joints simultaneously, and continuously varying the external loads.
3. **Integration into torque estimation framework:** To demonstrate the practical applicability of our adapted friction model, we integrate it into a torque estimation framework. By estimating the external torque applied to an object more precisely than the base network and the traditional approach, our approach enhances the overall precision and efficiency of robotic systems. We validate the accuracy of our torque estimation using external torque sensors, thereby ensuring the reliability of our proposed methodology.

The successful adaption of existing friction models and their integration into the torque estimation framework holds promise for numerous applications in the field of robotics. This approach can potentially advance dynamic simulations, friction compensation techniques, and external torque estimation methodologies, enabling the development of more capable and adaptable robotic systems across various domains. By being able to adapt existing models to new dynamics, this approach leverages the wealth of existing knowledge and models, making it a powerful tool for addressing complex and dynamic scenarios in robotics.

2 Methods

The goal of this paper is to introduce a novel approach to adapt existing methods to new dynamics using as little data as possible. This is desirable for several reasons, including time and cost savings, prioritizing data quality over quantity, resource limitations, and reduced complexity. In Section 2.1, we start with the introduction of the conventional model-based approach we use as a baseline for comparison throughout our experiments. Afterward, in Section 2.2, we describe the neural network-based approach we will use as our base model. In Section 2.3, we introduce our novel technique to adapt the neural network-based approach to unknown friction dynamics.

2.1 Model-based approach

Consider the robot dynamics of the form

$$M(q)\ddot{q} + C(q, \dot{q})\dot{q} + \tau_g(q) = \tau_m + \tau_f + \tau_{ext}, \quad (1)$$

where q is the joint position vector, \dot{q} and \ddot{q} are the joint velocity and acceleration vectors, respectively, and $M(q)$ is the positive definite inertia matrix. The Coriolis and centrifugal matrix is denoted by $C(q, \dot{q})$, the gravitational torque by $\tau_g(q)$, and the friction torque by τ_f . Furthermore, the terms τ_m and τ_{ext} describe the motor joint torque and external joint torque, respectively.

Since our goal is to estimate the external joint torque, we can rewrite the dynamics equation as

$$\tau_{ext} = M(q)\ddot{q} + C(q, \dot{q})\dot{q} + \tau_g(q) - \tau_f - \tau_m. \quad (2)$$

We assume full knowledge of the robot dynamic terms ($M(q), C(q, \dot{q}), \tau_g(q)$), whereas τ_f is unknown. The motor torque in this case is directly measured as τ_m . If no load is applied ($\tau_{ext} = 0$), the motor torque follows from the robot dynamics (assumed to be known) and the friction torque as

$$\tau_m = M(q)\ddot{q} + C(q, \dot{q})\dot{q} + \tau_g(q) - \tau_f. \quad (3)$$

In the special case where we assume constant low, single joint velocities ($\ddot{q} = 0, C(q, \dot{q})\dot{q} \approx 0$), the quadratic terms of individual joints can be ignored, while it is assured that the coupling terms are zero. As a result, the equation simplifies to

$$\tau_m = \tau_g(q) - \tau_f. \quad (4)$$

The friction torque τ_f can be mathematically described by incorporating several fundamental characteristics that define friction in the sliding regime, including static friction, Coulomb friction, viscous friction, and the Stribeck effect

(Armstrong-Helouvry, 2012). In the pure sliding regime, the static friction behavior $\tau_{f,s}$ can be represented by arbitrary functions, but a common model takes the form:

$$\begin{aligned}\tau_{f,s}(\dot{q}) &= g(\dot{q}) + s(\dot{q}) \\ g(\dot{q}) &= \text{sign}(\dot{q}) \left(F_c + (F_s - F_c) e^{-|\dot{q}/v_s|^{\delta_s}} \right).\end{aligned}\quad (5)$$

The term $s(\dot{q})$ expresses the velocity-strengthening function that is well known as viscous friction. Typically, it is linearly proportional to the joint velocity \dot{q} as $s(\dot{q}) = F_v \dot{q}$, with the constant coefficient F_v . The velocity-strengthening friction effect could in the general case include a nonlinear form as shown in (Iskandar and Wolf, 2019). The function $g(\dot{q})$ describes the velocity-weakening behavior of the static friction. Also, $g(\dot{q})$ is alternatively called the Stribeck curve, because it captures the Stribeck effect, where F_c is Coulomb friction, F_s is static or stiction friction, v_s is Stribeck velocity, and δ_s is the exponent parameter of the Stribeck-nonlinearity. The friction of the Harmonic-Drive (HD) gear-based robotic joint is known to be highly dependent on the temperature, which can be incorporated in the static and dynamic friction models (Wolf and Iskandar, 2018; Iskandar and Wolf, 2019). Generally, the joint torque varies during the robot operation as it is configuration-dependent. This variation is reflected as a load effect in the joint friction torque, which can be included in Equation equation 5 and results in

$$\tau_{f,s}(\dot{q}, \tau_1) = g(\dot{q}, \tau_1) + s(\dot{q}, \tau_1), \quad (6)$$

where $\tau_{f,s}(\dot{q}, \tau_1)$ denotes the static friction torque as a function of velocity and load, for more details refer to (Iskandar and Wolf, 2019). As the friction phenomenon by nature is nonlinear and continuous at zero velocity crossing, it is unpractical to use the static friction model which is discontinuous at velocity reversal. Therefore, the dynamic friction effect can be expressed as

$$\tau_{f,d}(\dot{q}, \tau_1) = f(z, \dot{q}, \tau_1), \quad (7)$$

where $\tau_{f,d}$ is the dynamic friction torque and z is the internal friction state with its dynamics

$$\frac{dz}{dt} = \dot{q} - \sigma_0 \frac{|\dot{q}|}{g(\dot{q}, \tau_1)} z. \quad (8)$$

Equation equation 8 can be rewritten as

$$\tau_{f,d} = \sigma_0 z + \sigma_1 \dot{z} + s(\dot{q}, \tau_1). \quad (9)$$

The pre-sliding parameters are the bristle stiffness σ_0 and the micro-damping coefficient σ_1 , for more details see (De Wit, 1995; Johanaström and Canudas-De-Wit, 2008).

Equation equation 9 represents a smooth and continuous expression that can describe the friction dynamically, which is considered in this work as the model-based approach. While the bristles-based dynamic friction models show high accuracy in capturing the physical friction effects of the robotic joints, the difficulty of estimating and adapting their parameters remains. This limits the usage of such models in many scenarios and proves a strong motivation for data-driven approaches.

2.2 Neural network based approach

As our base model, we propose a data-driven model utilizing a neural network to learn the friction torque as a function of the gravity torque and its velocity. In our methodology, the focus lies on learning an unknown target function $f : X \rightarrow Y$ through the observation of input-output pairs $\{(x_i, y_i)\}_{i=1}^n \subset X \times Y$ with $f(x_i) \approx y_i$, where X denotes the input space and Y represents the output space. It is assumed, with some simplification, that the data points x_i are sampled from a sequence of independently and identically distributed (iid) random variables, governed by a common probability density function μ , which is supported on X , i.e. $x_i \sim \mu$ for all $i = 1, \dots, n$ and $\mu(X) = 1$. Furthermore, it is acknowledged that the observed output y_i may potentially be corrupted by noise, thus introducing a degree of uncertainty.

Our task now is to find a parameterized mapping $f_\theta : X \times \Theta \rightarrow Y$ (in our case, a neural network) that approximates the desired function f , where Θ represents a finite-dimensional parameter space. This is achieved by identifying a suitable cost function $C : X \times X \rightarrow \mathbb{R}$, which quantifies the discrepancy between the predicted outputs of f_θ and the true outputs, and minimizing the generalization error or risk, i.e.,

$$\mathbb{E}_{X \sim \mu}[C(f, f_\theta)]$$

over all $\theta \in \Theta$. The generalization error \mathbb{E} reflects the expected value of this cost function over the entire input space X , capturing the network's ability to generalize well to unseen data. By minimizing the generalization error, we strive to

find the optimal set of parameters $\theta \in \Theta$ that minimizes the discrepancy between f_θ and the true function f , with the hope that $f \approx f_\theta$.

However, since, in general, we do not have access to the underlying probability measure μ and solely have a finite number of observations of input-output pairs $\{(x_i, y_i)\}_{i=1}^n \subset X \times Y$, we instead minimize the empirical risk or training error given by

$$L(\theta) = \sum_{i=1}^n C(y_i, f_\theta(x_i))$$

over all $\theta \in \Theta$. An introduction to statistical learning theory can be found in (Vapnik, 2000).

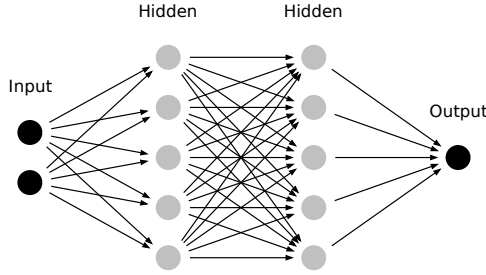


Figure 1: The architecture of the base neural network: Fully connected neural network with 2 hidden layers, each consisting of 30 neurons (for space reasons, we only show five neurons here).

In the framework of learning the torque friction, we choose a neural network as our parametric map denoted by $NN(\cdot, \theta)$, and the cost function is the squared difference of its inputs, i.e., the loss L is the mean squared error. A neural network is a function

$$NN = f_1 \circ f_2 \circ \dots \circ f_l$$

given by a composition of functions f_i (the layers)

$$f_i(x; \theta_i) = \sigma(W_i x + b_i) \quad (10)$$

where $\theta_i = (W_i, b_i)$ are the parameters, $\sigma : \mathbb{R} \rightarrow \mathbb{R}$ is the so-called activation function, and $l \in \mathbb{N}$ is the number of layers of the neural network. Figure 1 shows the architecture of a two-hidden layer neural network which will be used for learning the torque friction.

The idea in this paper is to train a neural network to model the friction torque by following equation 4. For this, we set $f_\theta = NN_{base}(\cdot; \theta) : X \rightarrow Y$ with $X = \mathbb{R}^2$ and $Y = \mathbb{R}$, thereby allowing the neural network to depend on the gravitational torque $\tau_g(q(t_i))$ and the velocity $\dot{q}(t_i)$ at a given time step t_i .

As mentioned before, we then train the neural network by minimizing the mean squared error, i.e., the loss function is given by

$$L_{base}(\theta) = \sum_{i=0}^n (NN_{base}(\tau_g(q(t_i)), \dot{q}(t_i); \theta) - (\tau_m(t_i) - \tau_g(q(t_i))))^2. \quad (11)$$

NN_{base} is a neural network with 2 hidden layers, each consisting of 30 neurons, as shown in Figure 1, which we will refer to as the base model in the following. As the activation function, we use the following exponential linear unit (ELU) function, given by,

$$f(x) = \begin{cases} x, & x > 0 \\ e^x - 1, & x \leq 0 \end{cases} \quad (12)$$

which is a smoothed version of the rectified linear unit (ReLU) function.

2.3 Adaption to new dynamics

Since most models of friction are best for the dynamics they are built and trained for, it is helpful if existing models can be easily extended to new situations without the need for big data sets to retrain the models completely. For that reason, we propose to build upon the existing models to not waste the previously acquired knowledge and train an additional neural network NN_{add} on the residuals of the old model on the new data. Therefore, we minimize the following loss:

$$L_{add}(\phi) = \sum_{i=0}^n (NN_{add}(\tau_g^{add}(q(t_i)), \text{sign}(\dot{q}^{add}(t_i)); \phi) + \tau_{f_{base}}(\tau_g^{add}(q(t_i)), \dot{q}^{add}(t_i)) - (\tau_m^{add}(t_i) - \tau_g^{add}(q(t_i))))^2. \quad (13)$$

We allow the network NN_{add} to depend on the gravity torque and the sign of the velocity; ϕ denotes the parameters of NN_{add} we want to optimize and $\tau_{f_{base}}$ is the base model. In general, any base model works for $\tau_{f_{base}}$, however, in this study, we utilize NN_{base} as our base model, i.e., we set $\tau_{f_{base}} = NN_{base}$.

It is important to note that we only use the sign of the velocity as input for NN_{add} , rather than the full velocity. This choice is motivated by our objective to minimize the amount of data required for training. In our case, we will only use data from one movement with one velocity in both directions, which is insufficient to fully capture the complete velocity dependence. Nevertheless, this is not a problem because the base model, NN_{base} , already accounts for the velocity dependence. Note further that using the sign of the velocity fits to the discontinuity of the friction at zero velocity.

The new predictor for the small friction data set with varying load and directions is then

$$\tau_{f_{pred}}(q, \dot{q}) = \tau_{f_{base}}(q, \dot{q}; \theta^*) + NN_{add}(q, \text{sign}(\dot{q}); \phi^*), \quad (14)$$

where ϕ^* denotes the parameters of the additional model, found when minimizing $L_{add}(\phi)$.

3 Data sets

Since the goal of this work is to adapt an existing approach to a set with different dynamics, we utilize two different data sets. Both data sets are collected to best capture the physical behavior of the friction torque. The experimental measurements are acquired from each robot joint separately at different constant velocities. In this study, the torque-controlled DLR-KUKA LWR-IV+ robot is used as a reference platform. The measured friction torque-velocity behavior for Joint 2 and Joint 4 of the DLR-KUKA LWR-IV+ robot are visualized in Figure 10 (red crosses) in Section 4.1. The full experimental setup is illustrated in Figure 2.

This work aims to model the friction effects mainly resulting from the gear (HD), however, the used robot is also equipped with link-side torque sensors, which are used for validation only. The data is collected in two main subsets to best describe the friction effect and eliminate other unmodeled dynamics.

3.1 Base data set

The base data set aims to capture the static friction behavior; therefore, the robot joints were excited to follow constant velocities. We will refer to this data set as the collected friction data set. Intensive experimental measurements have been carried out to cover the entire operational velocity and position ranges of the individual joints; the velocity and motor torque of Joint 2 can be seen in Figure 3. In this way, the static friction is characterized in a fine resolution and separated from other effects as shown in Figure 10 in Section 4.1.

3.2 Extended data set

The extended data set is collected dynamically by applying different velocities sequentially while different external loads are attached to the robot end-effector and the joints are moved simultaneously. We refer to this data set as the small data set with varying loads and directions. The velocity and motor torque for this dataset without external torque are displayed in Figure 4. Additionally, the motor current I_m that corresponds to each joint motion is collected, which is linearly proportional to the motor torque as $\tau_m = K_t I_m$, where K_t is the motor torque constant. Ideally, at a constant velocity and known gravity torque (see Equation 4), the motor torque purely corresponds to the friction torque. The gravitational torques in the robot joints are obtained through a model-based approach which relies on the robot's




Figure 2: The experimental setup: the robot is equipped with physical torque sensors in each joint output for the reference signals, while the measured motor current is used in the proposed method.

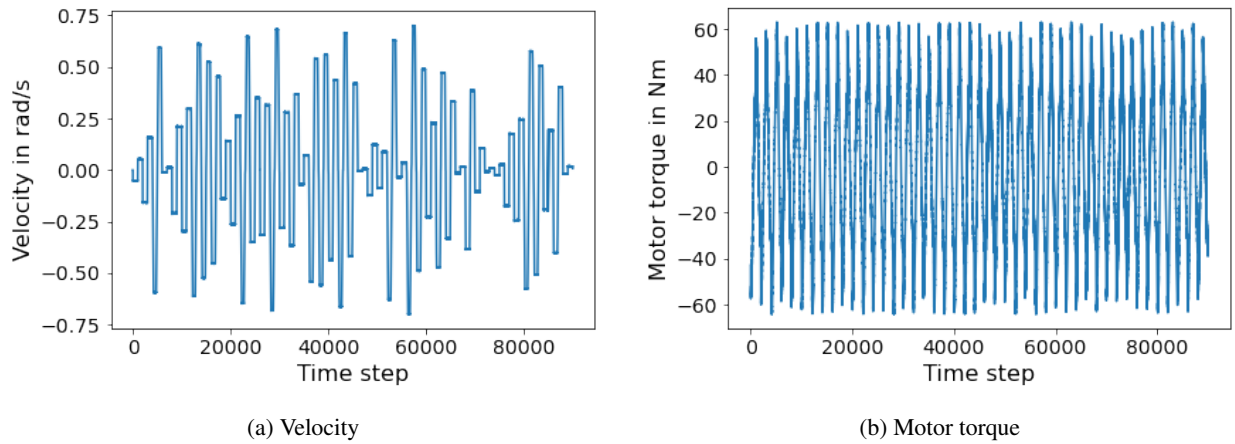


Figure 3: Velocity and motor torque of the collected friction dataset for Joint 2.

mechanical design information, e.g., the mass and center of mass of each link. This assumes that the mass and center of mass of the robot links are perfectly known. The load variation effect also appears in the no-load data as a result of gravitational torque in the robot joints. This can be seen from the measured data in Figure 8 in Section 4.1 as the friction torque varies even when the velocities are constant. The temperature effect is minimized by applying warm-up phases before each data collection routine. In this way, the temperature is assumed to be constant during operation.

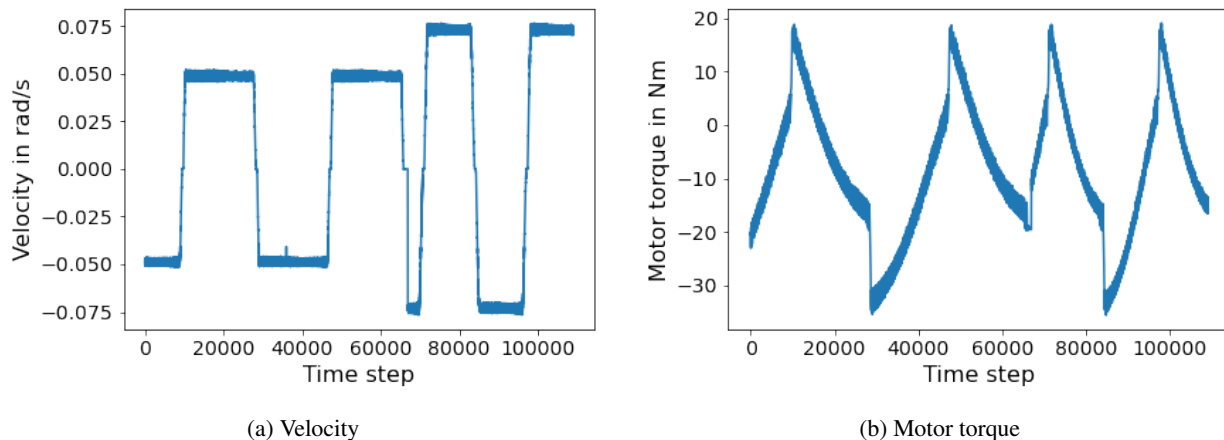


Figure 4: Velocity and motor torque of the small dataset with varying directions and without external load for Joint 2.

The behavior of friction torque in robotic joints varies across the four quadrants, as defined in Figure 5, due to changes in the interaction between velocity and gravitational torque (Abayebas et al., 2021): In the first and third quadrants, they have the same sign, while they have different signs in the second and fourth. The difference between the two datasets investigated in this paper can be visualized by examining the quadrants during one movement from each dataset, as shown in Figure 6. It is evident that the base dataset features entirely symmetric quadrants, whereas the additional dataset demonstrates a highly asymmetric trajectory across the quadrants.

4 Numerical experiments

In this section, we present the results of the numerical experiments. In Subsection 4.1, we show the results of NN_{base} on both the symmetric and asymmetric datasets and compare the performance to the conventional approach. These experiments reveal that the neural network-based approach performs similarly to the conventional approach and both struggle with the asymmetric data set. Consequently, in Subsection 4.2, we demonstrate the improvements achieved by adapting NN_{base} using NN_{add} .

4.1 Prediction of the base model

The base network NN_{base} is trained on a subset of the collected friction data set using the Adam optimizer (Kingma and Ba, 2015) with a learning rate of 0.01 for 50,000 training steps. Since for each velocity, the joint moves exactly once in both directions, the data contains more measurements in the low-velocity regime than in the high-velocity regime. As a consequence, the loss function tends to prioritize the low-velocity region, resulting in high precision for low velocities and low precision for high velocities. To address this, we downsample the data, ensuring an equal number of data points for each velocity, as depicted in Figure 3. Besides balancing the precision across velocity ranges, this downsampling also significantly improves runtime, particularly in the low-velocity regime where many data points are very similar.

Figure 7 displays the behavior of the loss function L_{base} on both the training and validation data during the training of NN_{base} for Joint 2 and 4, illustrating that the model effectively converges robustly to a local minimum and can be expected to generalize well, since the validation loss is close to the training loss. To assess the performance of the base neural network NN_{base} trained on the collected friction data set, Figure 8 presents the comparison between its prediction and the measurements. The network demonstrates its capability to accurately approximate the friction torque, showcasing its effectiveness. In the next step, we explore whether the data-driven model NN_{base} learned a meaningful relationship between velocity and friction. To investigate this, we evaluate the model on a grid spanning from -0.7 to

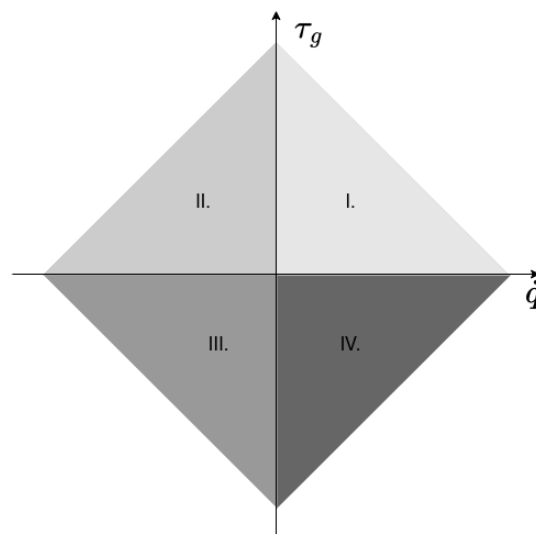


Figure 5: The four quadrants of friction force.

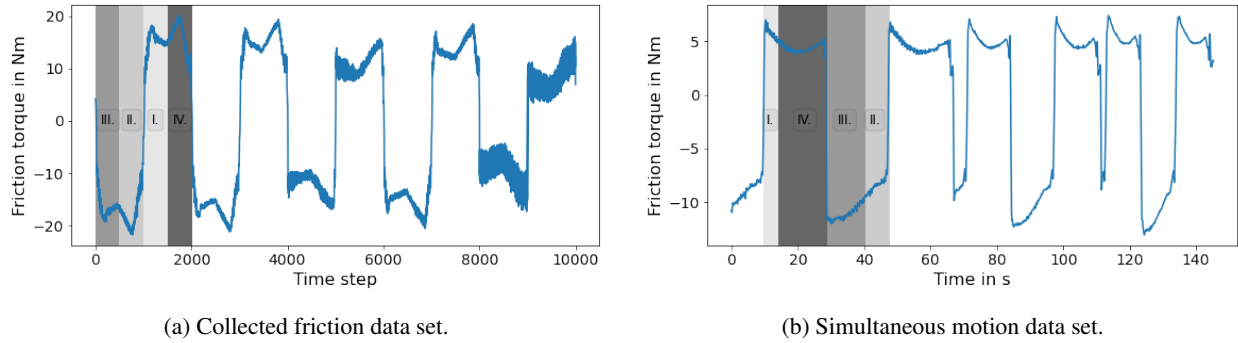


Figure 6: Four quadrants of friction force: The different grey tones show the different quadrants the friction is going through. The friction stays in each quadrant for the exact same time in the collected friction data set, but the times vary strongly for the simultaneous motion data set.

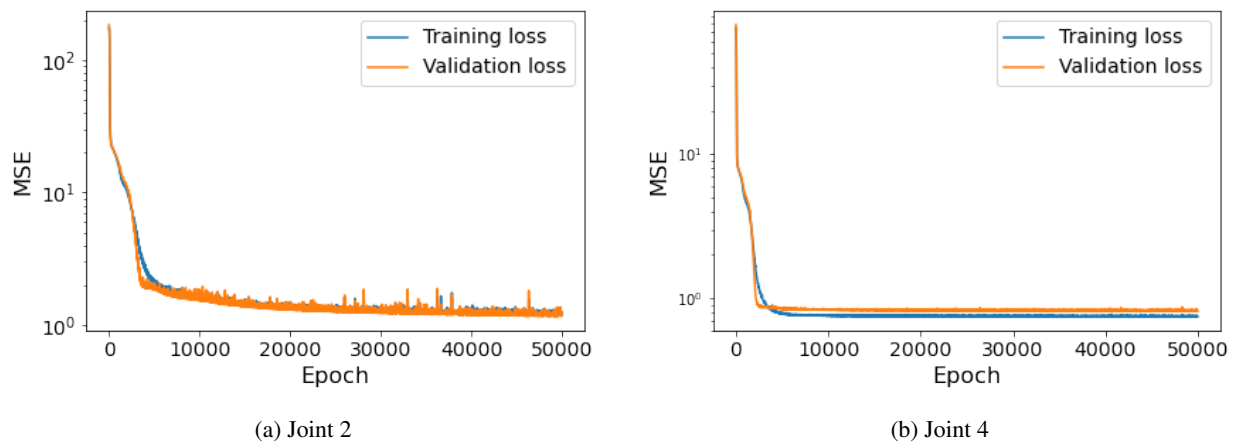


Figure 7: The training and validation loss L_{base} for Joint 2 and Joint 4 for NN_{base} .

0.7 rad/s for the velocity and from -43 to 43 Nm for the gravitational torque for Joint 2 (-13 to 13 Nm for Joint 4). Figure 9 visualizes this evaluation as both a heatmap and a 3D plot, while Figure 10 presents the averaged results over the gravitational torque. These plots clearly demonstrate that the base neural network has learned a physically meaningful friction model, suggesting strong potential for generalization, as further supported by the results in Figure 8.

As the neural network effectively captured the dynamics of friction for the base data set, the next step is to assess its performance on the extended data set. Figures 11 and 12 reveal that the base network NN_{base} outperforms the conventional method, but it performs significantly worse than it did for the collected friction data set. In Figures 11 (e) and (f), as well as Figures 12 (e) and (f), the friction estimates are utilized to predict the external torque, illustrating the prediction error introduced through the error in friction modeling.

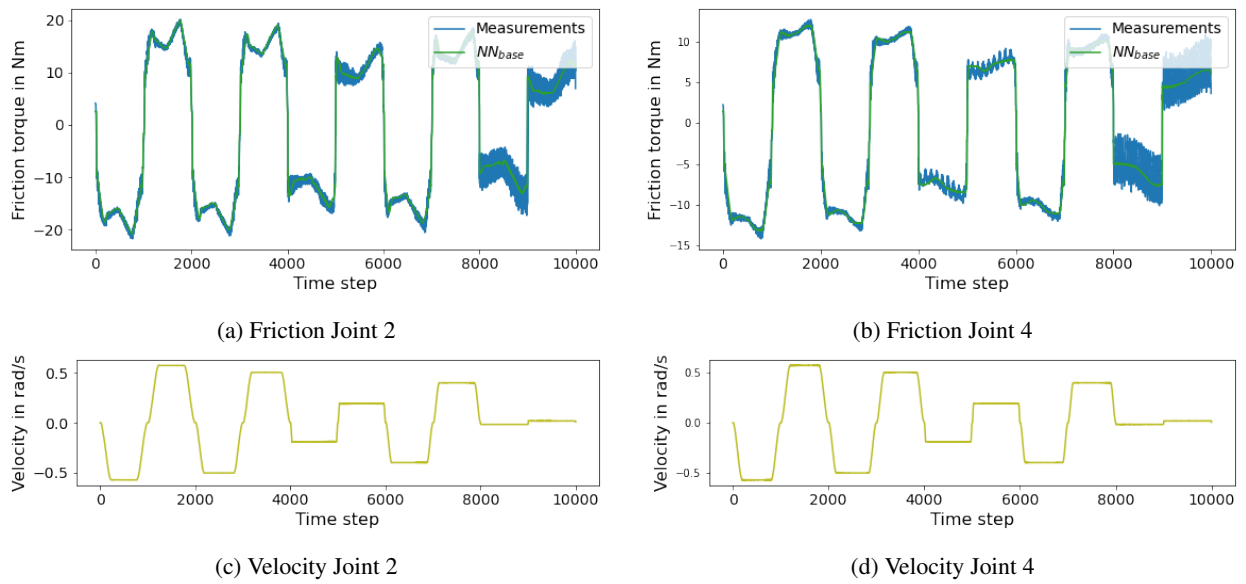
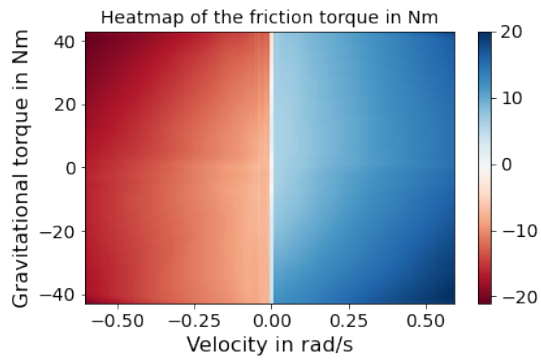
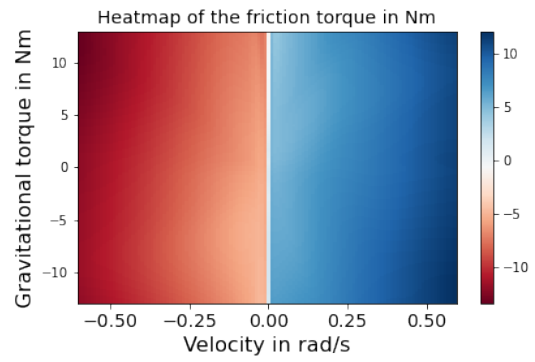


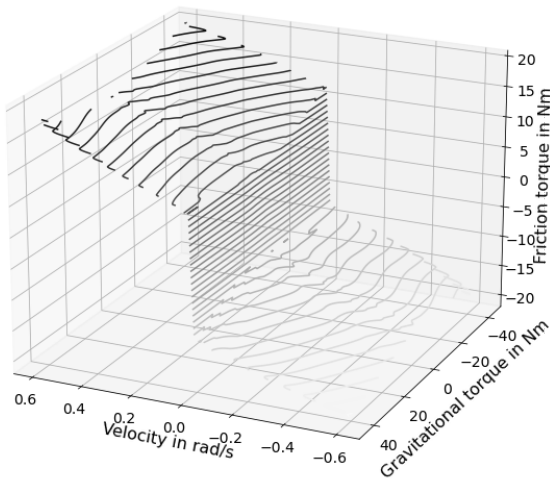
Figure 8: Figures (a) and (b) show the true friction torque of the collected friction data for Joints 2 and 4, respectively, which was withheld during the training and validation phase, and the estimate of the neural network. The mean absolute error was $0.79Nm$ and $0.60Nm$, respectively. Figures (c) and (d) show the velocity for Joints 2 and 4, respectively.



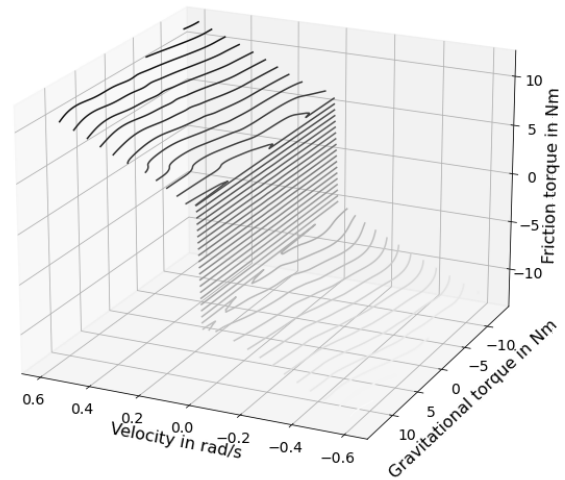
(a) Heatmap Joint 2



(b) Heatmap Joint 4

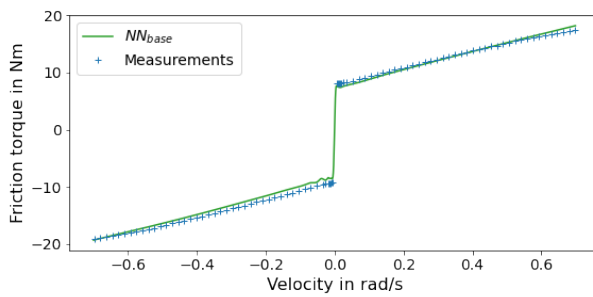


(c) 3-dimensional plot Joint 2

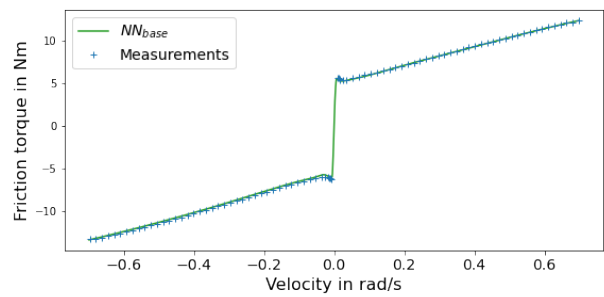


(d) 3-dimensional plot Joint 4

Figure 9: Dependence of the friction on the velocity and the position as captured by the base model NN_{base} for Joint 2 and 4.



(a) Joint 2



(b) Joint 4

Figure 10: Dependence of the friction on the velocity as modeled by the base model NN_{base} .

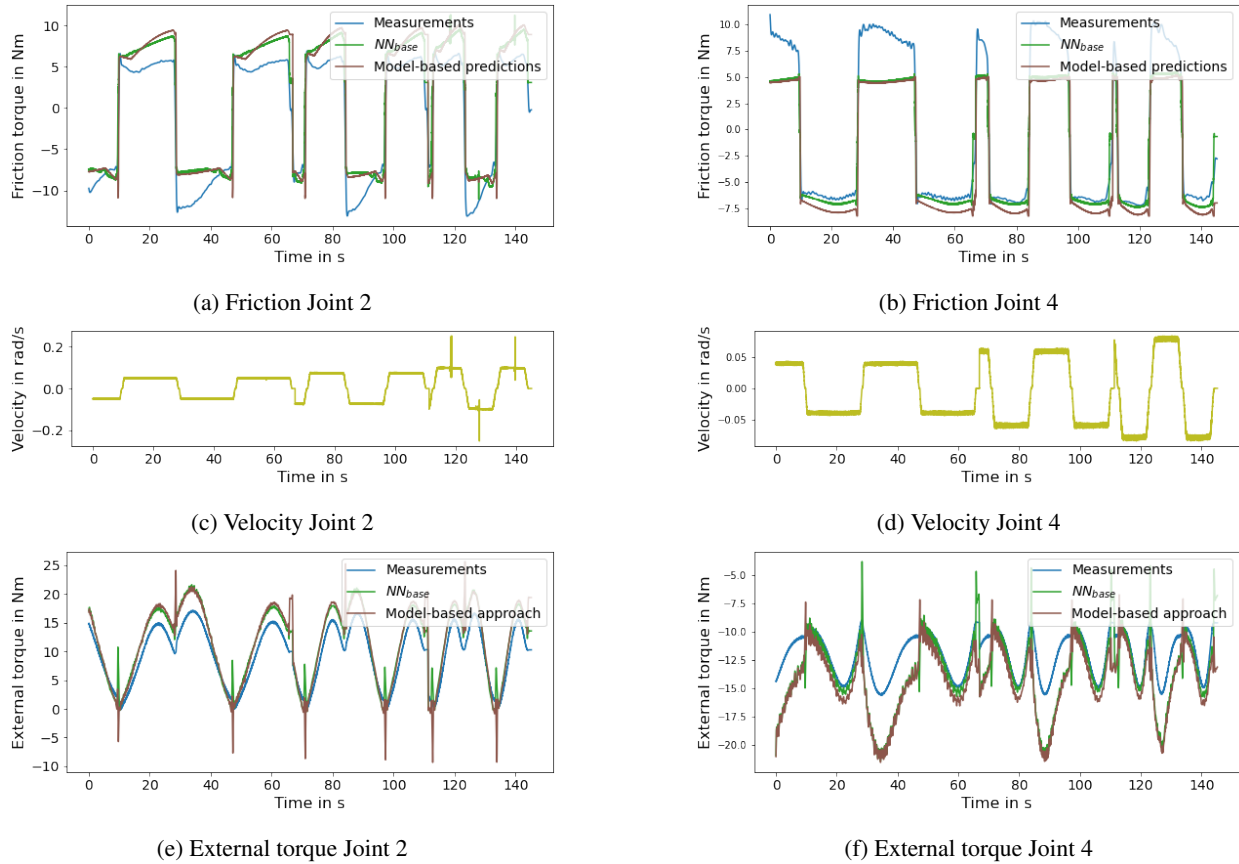


Figure 11: Performance of the neural network versus the model-based approach on the small data set with asymmetric load. In (a) and (b) the friction is estimated for Joint 2 and 4. On Joint 2, the neural network achieved an average error of $2.40Nm$, while the conventional approach had an average error of $2.68Nm$. On Joint 4, the neural network achieved an average error of $1.91Nm$, while the conventional approach had an average error of $2.45Nm$. (c) and (d) show the velocities of the respective joints. In (e) and (f) the friction estimates are used to estimate the external torque, which is shown after denoising.

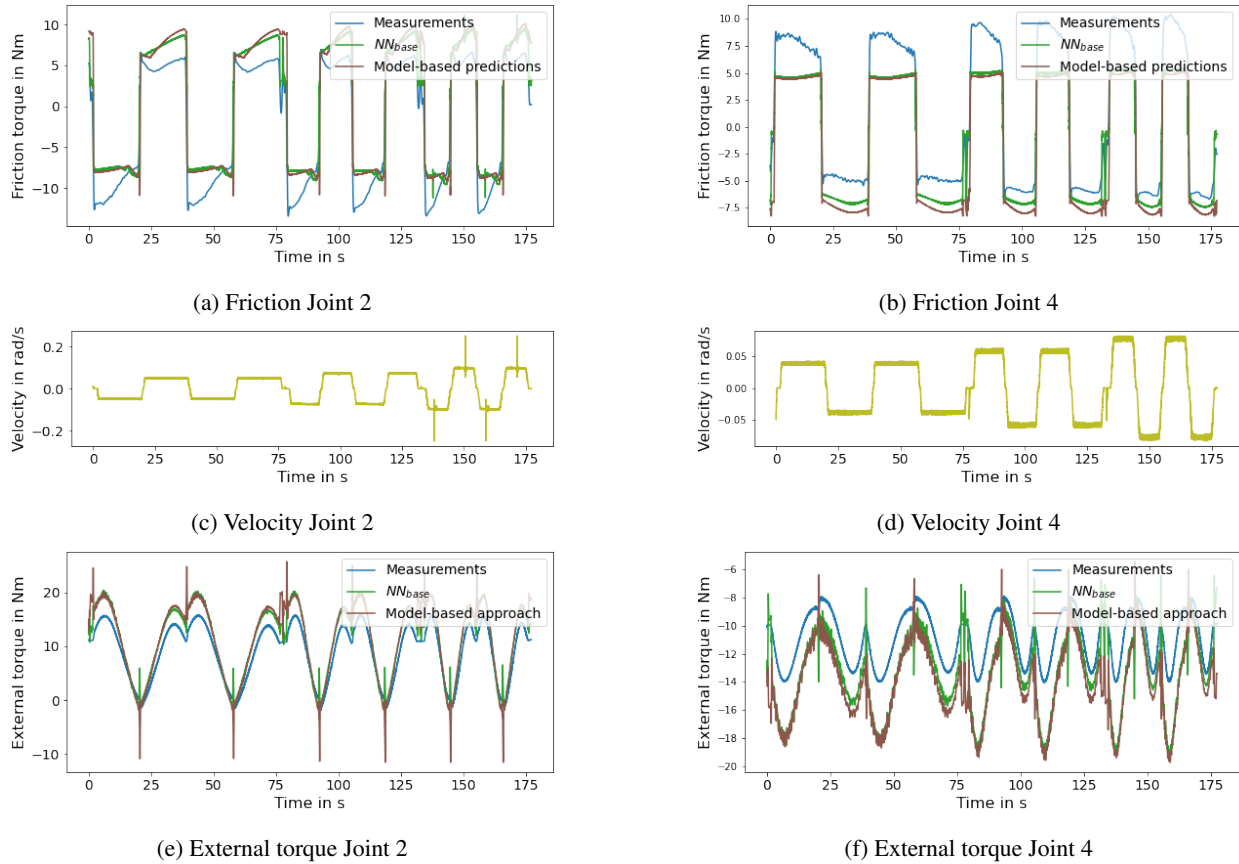


Figure 12: Performance of the base model NN_{base} versus the model-based approach on the small data set with symmetric load. In (a) and (b) the friction is estimated for Joint 2 and 4. On Joint 2, the base model achieved an average error of $2.51Nm$, while the conventional approach had an average error of $2.89Nm$. On Joint 4 the base model achieved an average error of $2.48Nm$, while the conventional approach had an average error of $3.1Nm$. (c) and (d) show the velocities of the respective joints. In (e) and (f) the friction estimates are used to estimate the external torque, which is shown after denoising.

4.2 Prediction of the adapted model

To improve the prediction of NN_{base} on the extended data set, we train the additive network NN_{add} as described in Section 2.3 by minimizing L_{add} in Equation 13. Specifically, we provide only one velocity from the small data set without external load as training data. This does not lead to overfitting, since NN_{add} depends solely on the gravitational torque and the sign of the velocity. The benefit of using only data without external load during training is that this does not require any external torque sensor. The architecture of the additional model NN_{add} mirrors that of the base model, however, it only uses one hidden layer. The training process is also the same, but NN_{add} is trained for only 200 epochs. Figure 13 displays the training and validation loss during training, showcasing robust minimization across epochs, but a slight difference in training and validation loss.

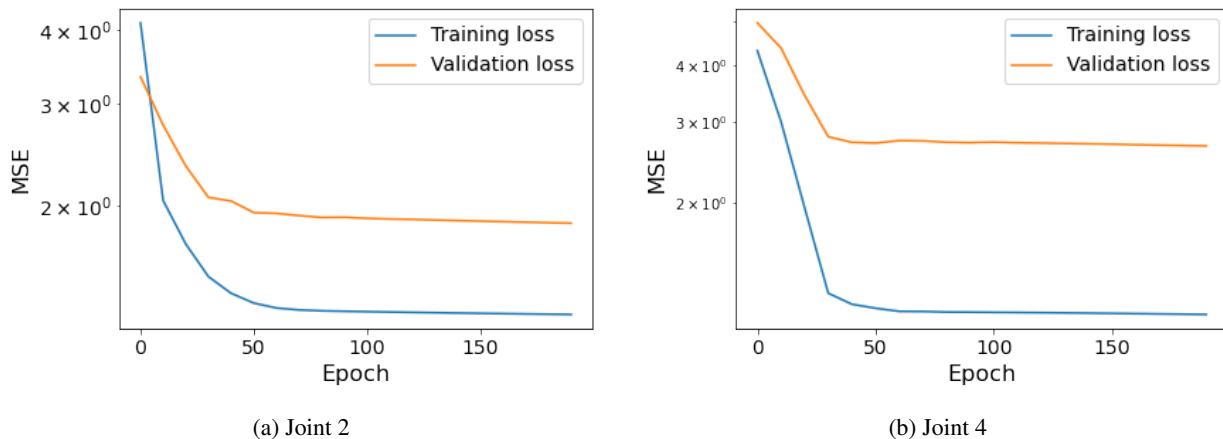


Figure 13: The training and validation loss L_{add} for Joints 2 and 4 for NN_{add} .

Figure 14 demonstrates the accuracy of the friction modeling achieved by the adapted approach, as described in Section 2.3, in comparison to NN_{base} and the conventional approach, even though only one velocity was observed during the additional training period (43s). Furthermore, Figures 15 and 16 reveal that this extension of the original neural network has a minimal impact on the velocity dependence, particularly preserving the underlying relationship that would be lost through the retraining of any network components.

The combined approach not only exhibits a significant improvement for the small data set with varying directions when no external load is applied but also when asymmetric and symmetric external loads are present, as demonstrated in Figure 17 (a) and (b) and Figure 18 (a) and (b), respectively. By leveraging the accurate prediction of the adapted method for the friction torque we can estimate the external torque via the robot dynamics. Contrary to the prediction using only NN_{base} in Figure 11 (e) and (f) and Figure 12 (e) and (f), this estimate strongly outperforms the conventional approach, see Figure 17 (e) and (f) and Figure 18 (e) and (f) for the asymmetric and symmetric load cases, respectively.

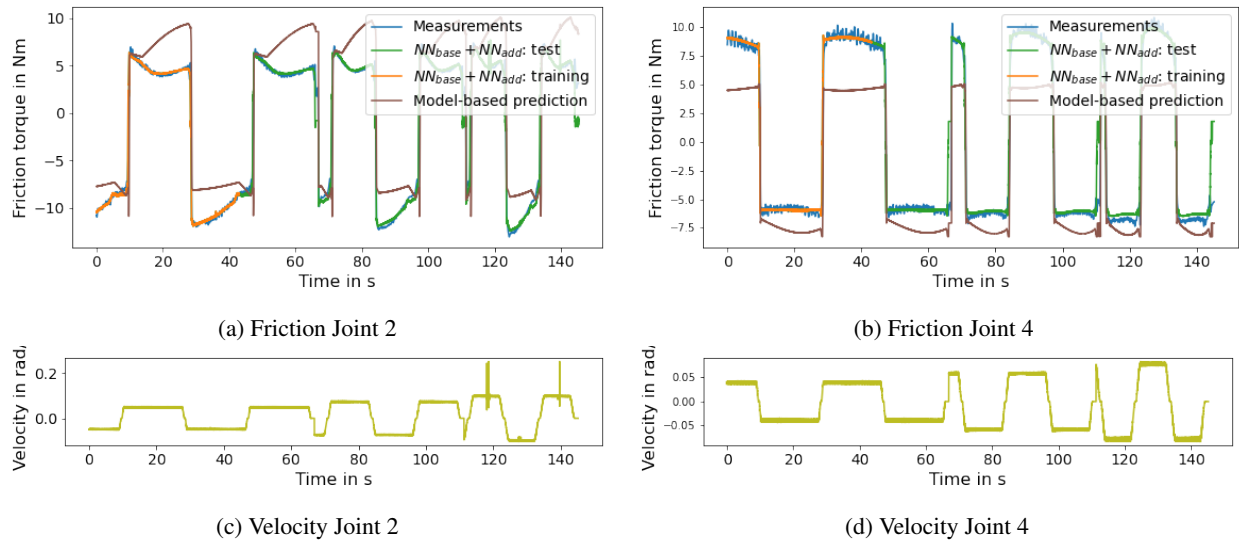


Figure 14: Performance of the combined network $NN_{base} + NN_{add}$ versus the model-based approach on the small data set without external load. In (a) and (b) the friction is estimated for Joint 2 and 4. On Joint 2, the combined neural network achieved an average error (on the test data) of $0.48Nm$, while the conventional approach had an average error of $2.62Nm$. On Joint 4, the neural network achieved an average error of $0.66Nm$, while the conventional approach had an average error of $2.33Nm$. (c) and (d) show the velocities of the respective joints.

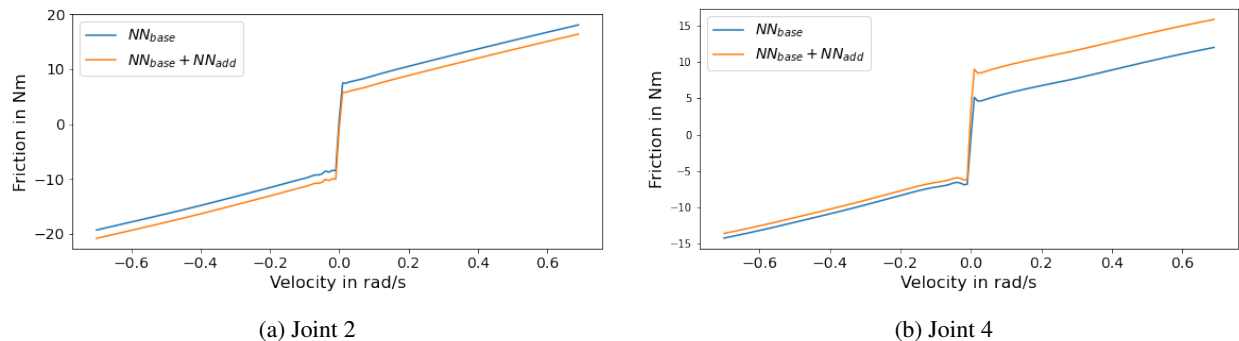
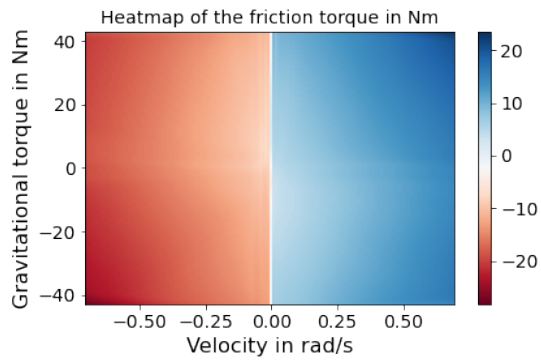
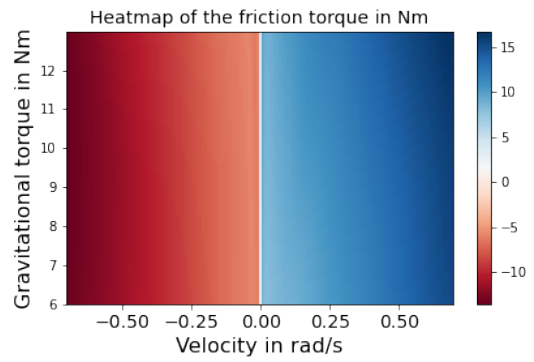


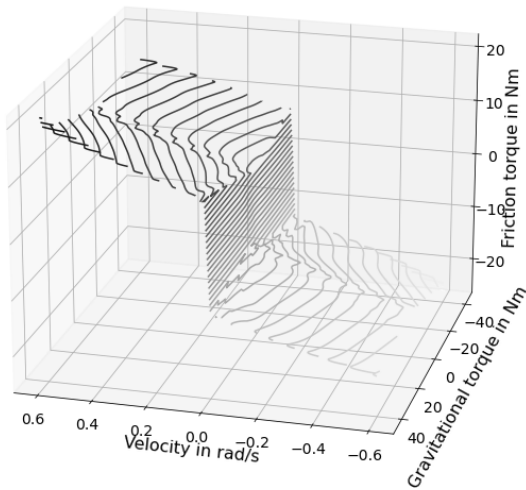
Figure 15: Dependence of the friction on the velocity as modelled by the combined neural network $NN_{base} + NN_{add}$ versus as modelled by the base neural network.



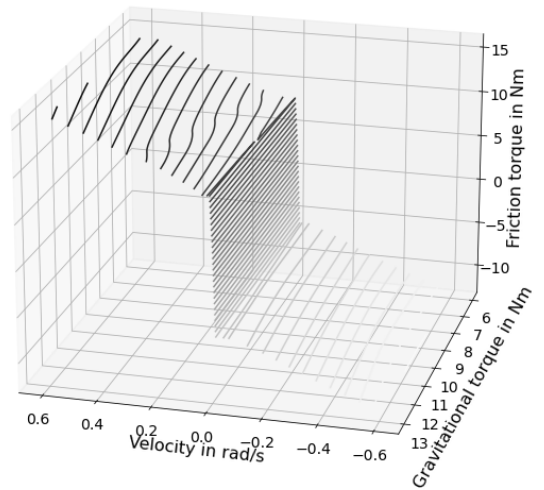
(a) Heatmap Joint 2



(b) Heatmap Joint 4

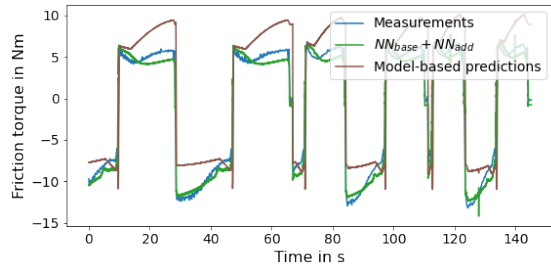


(c) 3 dimensional plot Joint 2

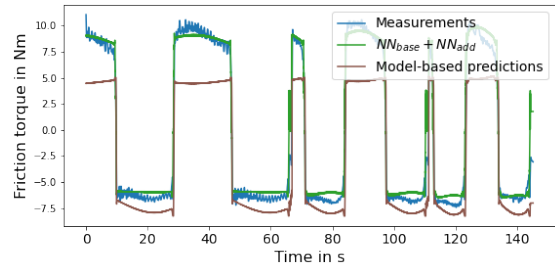


(d) 3 dimensional plot Joint 4

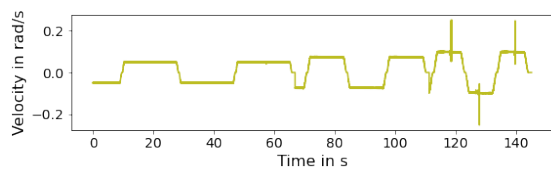
Figure 16: Dependence of the friction on the velocity and the position as captured by the combined neural network $NN_{base} + NN_{add}$ for Joint 2 and 4.



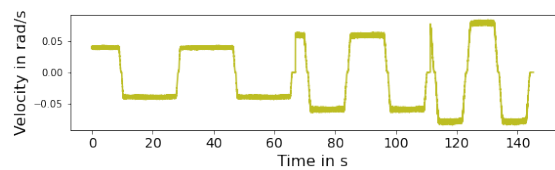
(a) Friction Joint 2



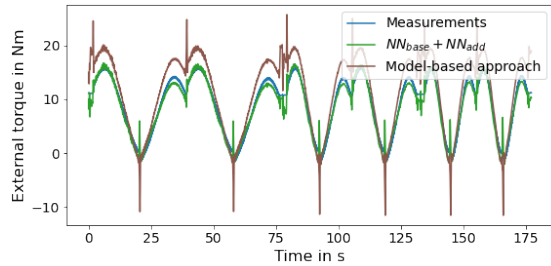
(b) Friction Joint 4



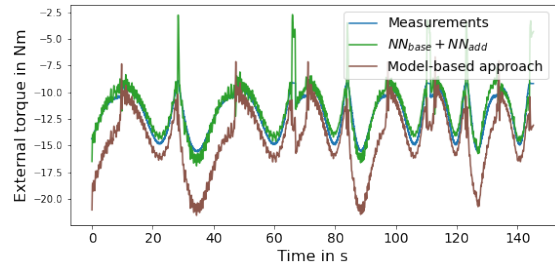
(c) Velocity Joint 2



(d) Velocity Joint 4



(e) External torque Joint 2



(f) External torque Joint 4

Figure 17: Performance of the combined neural network $NN_{base} + NN_{add}$ versus the model-based approach on the asymmetric load data. In (a) and (b) the friction is estimated for Joint 2 and 4. On Joint 2, the combined neural network achieved an average error of $0.87Nm$, while the conventional approach had an average error of $2.66Nm$. On Joint 4, the neural network achieved an average error of $0.70Nm$, while the conventional approach had an average error of $2.45Nm$. (c) and (d) show the velocities of the respective joints. In (e) and (f) the friction estimates are used to estimate the external torque, which is shown after denoising.

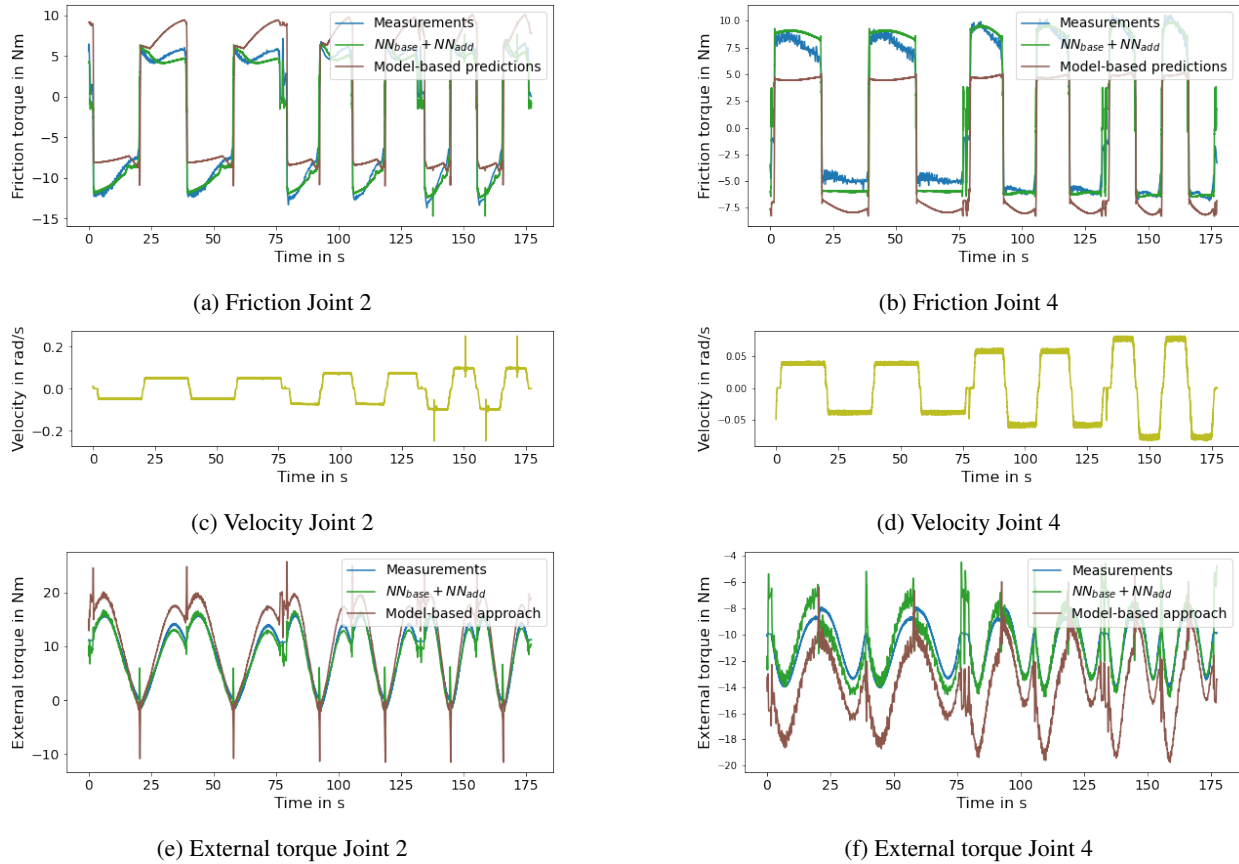


Figure 18: Performance of the combined neural network $NN_{base} + NN_{add}$ versus the model-based approach on the symmetric load data. In (a) and (b) the friction is estimated for Joint 2 and 4. On Joint 2, the combined neural network achieved an average error of $0.80Nm$, while the conventional approach had an average error of $2.88Nm$. On Joint 4, the neural network achieved an average error of $0.86Nm$, while the conventional approach had an average error of $3.09Nm$. (c) and (d) show the velocities of the respective joints. In (e) and (f) the friction estimates are used to estimate the external torque, which is shown after denoising.

5 Summary and Conclusion

Due to the lack of a precise mathematical description of friction torque in robotic joints, model-based approaches struggle to capture its behavior accurately. This, in turn, hinders robot control in various situations, especially when dealing with new movements or environments. To address this challenge, we proposed an approach that adapts existing friction models to new dynamics using a minimal amount of data, which enhances efficiency, prioritizes data quality over quantity, and addresses resource limitations.

Our method leverages neural networks to learn the residuals of a base model on new dynamics, significantly improving model accuracy with as little as 43 seconds of additional data. Importantly, our approach does not require specific domain knowledge and eliminates the need for external torque sensors, reducing the overall cost of robotic systems. Although this paper primarily demonstrates the use of a neural network as the base model, Equation equation 13 permits the adaptation of any base model, thus enabling the incorporation of specialized data-driven or model-based techniques. Our method has been thoroughly tested with highly detailed data encompassing diverse velocities, loads, and movement directions, and its predictions have been validated using torque sensors.

However, neural networks' black-box nature and occasional difficulties in generalizing to out-of-distribution data remain challenges. Addressing these issues while retaining the advantages of data-driven friction torque learning will be important areas for future research. Besides this, we consider the incorporation of the adaption approach proposed in this work into an online learning procedure as a valuable future direction.

Acknowledgements

P. Scholl and G. Kutyniok acknowledge support by LMUexcellent, funded by the Federal Ministry of Education and Research (BMBF) and the Free State of Bavaria under the Excellence Strategy of the Federal Government and the Länder as well as by the Hightech Agenda Bavaria.

Furthermore, G. Kutyniok was supported in part by the DAAD programme Konrad Zuse Schools of Excellence in Artificial Intelligence, sponsored by the Federal Ministry of Education and Research. G. Kutyniok also acknowledges support from the Munich Center for Machine Learning (MCML) as well as the German Research Foundation under Grants DFG-SPP-2298, KU 1446/31-1 and KU 1446/32-1 and under Grant DFG-SFB/TR 109 and Project C09.

M. Iskandar, A. Dietrich, and J. Lee were supported by MOTIE/KEIT under Grants 20014485 and 37520014398.

References

- M. Abayebas, F. Yumbla, J.-S. Yi, W. Lee, J. Park, and H. Moon. Passivity guaranteed dynamic friction model with temperature and load correction: Modeling and compensation for collaborative industrial robot. *IEEE Access*, PP: 1–1, 04 2021. doi: 10.1109/ACCESS.2021.3076308.
- P. Aivaliotis, S. Aivaliotis, C. Gkournelos, K. Kokkalis, G. Michalos, and S. Makris. Power and force limiting on industrial robots for human-robot collaboration. *Robotics and Computer-Integrated Manufacturing*, 59:346–360, 2019. ISSN 0736-5845. doi: <https://doi.org/10.1016/j.rcim.2019.05.001>.
- A. Ajoudani, A. M. Zanchettin, S. Ivaldi, A. Albu-Schäffer, K. Kosuge, and O. Khatib. Progress and prospects of the human–robot collaboration. *Autonomous Robots*, 42:957–975, 2018.
- A. Angleraud, A. Ekrekli, K. Samarawickrama, G. Sharma, and R. Pieters. Sensor-based human–robot collaboration for industrial tasks. *Robotics and Computer-Integrated Manufacturing*, 86:102663, 2024. ISSN 0736-5845. doi: <https://doi.org/10.1016/j.rcim.2023.102663>.
- B. Armstrong-Helouvry. *Control of machines with friction*, volume 128. Springer Science & Business Media, 2012.
- A. C. Bittencourt and P. Axelsson. Modeling and experiment design for identification of wear in a robot joint under load and temperature uncertainties based on friction data. *IEEE/ASME transactions on mechatronics*, 19(5):1694–1706, 2013.
- A. C. Bittencourt and S. Gunnarsson. Static friction in a robot joint—modeling and identification of load and temperature effects. 2012.
- A. Cherubini, R. Passama, A. Crosnier, A. Lasnier, and P. Fraise. Collaborative manufacturing with physical human–robot interaction. *Robotics and Computer-Integrated Manufacturing*, 40:1–13, 2016. ISSN 0736-5845. doi: <https://doi.org/10.1016/j.rcim.2015.12.007>.

- M. Ciliz and M. Tomizuka. Neural network based friction compensation in motion control. *Electronics Letters*, 40:752–753, 07 2004. doi: 10.1049/el:20040500.
- A. De Santis, B. Siciliano, A. De Luca, and A. Bicchi. An atlas of physical human–robot interaction. *Mechanism and Machine Theory*, 43(3):253–270, 2008.
- C. C. De Wit. A new model for control of systems with friction. *IEEE Transactions on automatic control*, 40(3):419–425, 1995.
- A. Dietrich and C. Ott. Hierarchical impedance-based tracking control of kinematically redundant robots. *IEEE Transactions on Robotics*, 36(1):204–221, 2019.
- A. Dietrich, X. Wu, K. Bussmann, M. Harder, M. Iskandar, J. Engelsberger, C. Ott, and A. Albu-Schäffer. Practical consequences of inertia shaping for interaction and tracking in robot control. *Control Engineering Practice*, 114:104875, 2021.
- A. Fawzi, M. Balog, A. Huang, T. Hubert, B. Romera-Paredes, M. Barekatin, A. Novikov, F. Ruiz, J. Schrittwieser, G. Swirszcz, D. Silver, D. Hassabis, and P. Kohli. Discovering faster matrix multiplication algorithms with reinforcement learning. *Nature*, 610:47–53, 10 2022. doi: 10.1038/s41586-022-05172-4.
- K. Guo, Y. Pan, and H. Yu. Composite learning robot control with friction compensation: A neural network-based approach. *IEEE Transactions on Industrial Electronics*, 66(10):7841–7851, 2019. doi: 10.1109/TIE.2018.2886763.
- M. Hägele, K. Nilsson, J. N. Pires, and R. Bischoff. *Industrial Robotics*, pages 1385–1422. Springer International Publishing, Cham, 2016. ISBN 978-3-319-32552-1. doi: https://doi.org/10.1007/978-3-319-32552-1_54.
- R. Hao, J. Wang, J. Zhao, and S. Wang. Observer-based robust control of 6-dof parallel electrical manipulator with fast friction estimation. *IEEE Transactions on Automation Science and Engineering*, 13(3):1399–1408, 2015.
- N. Hirose and R. Tajima. Modeling of rolling friction by recurrent neural network using lstm. In *2017 IEEE International Conference on Robotics and Automation (ICRA)*, pages 6471–6478, 2017. doi: 10.1109/ICRA.2017.7989764.
- S. Huang and K. K. Tan. Intelligent friction modeling and compensation using neural network approximations. *IEEE Transactions on Industrial Electronics*, 59(8):3342–3349, 2012. doi: 10.1109/TIE.2011.2160509.
- M. Iskandar and S. Wolf. Dynamic friction model with thermal and load dependency: modeling, compensation, and external force estimation. In *2019 International Conference on Robotics and Automation (ICRA)*, pages 7367–7373. IEEE, 2019.
- M. Iskandar, C. Ott, O. Eiberger, M. Keppler, A. Albu-Schäffer, and A. Dietrich. Joint-level control of the dlr lightweight robot sara. In *2020 IEEE/RSJ International Conference on Intelligent Robots and Systems (IROS)*, pages 8903–8910. IEEE.
- M. Iskandar, O. Eiberger, A. Albu-Schäffer, A. De Luca, and A. Dietrich. Collision detection, identification, and localization on the dlr sara robot with sensing redundancy. In *2021 IEEE International Conference on Robotics and Automation (ICRA)*, pages 3111–3117. IEEE, 2021.
- M. Iskandar, C. van Ommeren, X. Wu, A. Albu-Schäffer, and A. Dietrich. Model predictive control applied to different time-scale dynamics of flexible joint robots. *IEEE Robotics and Automation Letters*, 8(2):672–679, 2022.
- M. Iskandar, C. Ott, A. Albu-Schäffer, B. Siciliano, and A. Dietrich. Hybrid force-impedance control for fast end-effector motions. *IEEE Robotics and Automation Letters*, 2023.
- K. Johansson and C. Canudas-De-Wit. Revisiting the lugre friction model. *IEEE Control systems magazine*, 28(6):101–114, 2008.
- J. M. Jumper, R. Evans, A. Pritzel, T. Green, M. Figurnov, O. Ronneberger, K. Tunyasuvunakool, R. Bates, A. Zidek, A. Potapenko, A. Bridgland, C. Meyer, S. A. A. Kohl, A. Ballard, A. Cowie, B. Romera-Paredes, S. Nikolov, R. Jain, J. Adler, T. Back, S. Petersen, D. A. Reiman, E. Clancy, M. Zielinski, M. Steinegger, M. Pacholska, T. Berghammer, S. Bodenstein, D. Silver, O. Vinyals, A. W. Senior, K. Kavukcuoglu, P. Kohli, and D. Hassabis. Highly accurate protein structure prediction with alphafold. *Nature*, 596:583–589, 2021.
- X. Ke, Y. Yu, K. Li, T. Wang, B. Zhong, Z. Wang, L. Kong, J. Guo, L. Huang, M. Idir, C. Liu, and C. Wang. Review on robot-assisted polishing: Status and future trends. *Robotics and Computer-Integrated Manufacturing*, 80:102482, 2023. ISSN 0736-5845. doi: <https://doi.org/10.1016/j.rcim.2022.102482>.

- M. Kemal Ciliz and M. Tomizuka. Friction modelling and compensation for motion control using hybrid neural network models. *Engineering Applications of Artificial Intelligence*, 20(7):898–911, 2007. ISSN 0952-1976. doi: <https://doi.org/10.1016/j.engappai.2006.12.007>.
- M. R. Kermani, R. V. Patel, and M. Moallem. Friction identification and compensation in robotic manipulators. *IEEE Transactions on Instrumentation and Measurement*, 56(6):2346–2353, 2007.
- Z. A. Khan, V. Chacko, and H. Nazir. A review of friction models in interacting joints for durability design. *Friction*, 5: 1–22, 2017.
- W. Kim, L. Peternel, M. Lorenzini, J. Babič, and A. Ajoudani. A human-robot collaboration framework for improving ergonomics during dexterous operation of power tools. *Robotics and Computer-Integrated Manufacturing*, 68: 102084, 2021.
- D. P. Kingma and J. Ba. Adam: A method for stochastic optimization. In Y. Bengio and Y. LeCun, editors, *3rd International Conference on Learning Representations, ICLR 2015, San Diego, CA, USA, May 7-9, 2015, Conference Track Proceedings*, 2015.
- A. Krizhevsky, I. Sutskever, and G. E. Hinton. Imagenet classification with deep convolutional neural networks. In F. Pereira, C. Burges, L. Bottou, and K. Weinberger, editors, *Advances in Neural Information Processing Systems*, volume 25. Curran Associates, Inc., 2012.
- M. Linderoth, A. Stolt, A. Robertsson, and R. Johansson. Robotic force estimation using motor torques and modeling of low velocity friction disturbances. In *2013 IEEE/RSJ International Conference on Intelligent Robots and Systems*, pages 3550–3556, 2013. doi: 10.1109/IROS.2013.6696862.
- B. Liu, P. Rocco, A. M. Zanchettin, F. Zhao, G. Jiang, and X. Mei. A real-time hierarchical control method for safe human–robot coexistence. *Robotics and Computer-Integrated Manufacturing*, 86:102666, 2024. ISSN 0736-5845. doi: <https://doi.org/10.1016/j.rcim.2023.102666>.
- S. Liu, L. Wang, and X. V. Wang. Sensorless force estimation for industrial robots using disturbance observer and neural learning of friction approximation. *Robotics and Computer-Integrated Manufacturing*, 71:102168, 2021. ISSN 0736-5845. doi: <https://doi.org/10.1016/j.rcim.2021.102168>.
- J. Reinecke, A. Dietrich, F. Schmidt, and M. Chalon. Experimental comparison of slip detection strategies by tactile sensing with the biotac® on the dlr hand arm system. In *2014 IEEE international Conference on Robotics and Automation (ICRA)*, pages 2742–2748. IEEE, 2014.
- D. D. Rigos and S. D. Fassois. Friction identification based upon the lugre and maxwell slip models. *IFAC Proceedings Volumes*, 38(1):548–553, 2005. ISSN 1474-6670. doi: <https://doi.org/10.3182/20050703-6-CZ-1902.00092>. 16th IFAC World Congress.
- R. Selmic and F. Lewis. Neural-network approximation of piecewise continuous functions: application to friction compensation. *IEEE Transactions on Neural Networks*, 13(3):745–751, 2002. doi: 10.1109/TNN.2002.1000141.
- D. Silver, A. Huang, C. Maddison, A. Guez, L. Sifre, G. Drissi, J. Schrittwieser, I. Antonoglou, V. Panneershelvam, M. Lanctot, S. Dieleman, D. Grewe, J. Nham, N. Kalchbrenner, I. Sutskever, T. Lillicrap, M. Leach, K. Kavukcuoglu, T. Graepel, and D. Hassabis. Mastering the game of go with deep neural networks and tree search. *Nature*, 529: 484–489, 01 2016. doi: 10.1038/nature16961.
- X. Tu, Y. Zhou, P. Zhao, and X. Cheng. Modeling the static friction in a robot joint by genetically optimized bp neural network. *Journal of Intelligent & Robotic Systems*, 94:29–41, 2019.
- V. Vapnik. *The Nature of Statistical Learning Theory*. Springer: New York, 2000.
- J. Vogel, D. Leidner, A. Hagengruber, M. Panzirsch, B. Bauml, M. Denninger, U. Hillenbrand, L. Suchenwirth, P. Schmaus, M. Sewtz, et al. An ecosystem for heterogeneous robotic assistants in caregiving: Core functionalities and use cases. *IEEE Robotics & Automation Magazine*, 28(3):12–28, 2020.
- S. Wolf and M. Iskandar. Extending a dynamic friction model with nonlinear viscous and thermal dependency for a motor and harmonic drive gear. In *2018 IEEE International Conference on Robotics and Automation (ICRA)*, pages 783–790. IEEE, 2018.
- F. Xie, Z. Chong, X.-J. Liu, H. Zhao, and J. Wang. Precise and smooth contact force control for a hybrid mobile robot used in polishing. *Robotics and Computer-Integrated Manufacturing*, 83:102573, 2023. ISSN 0736-5845. doi: <https://doi.org/10.1016/j.rcim.2023.102573>.