

Robust Covariate Shift Adaptation for Density-Ratio Estimation

Masahiro Kato

Department of Basic Science, the University of Tokyo
October 27, 2023

mkato-csecon@g.ecc.u-tokyo.ac.jp

Abstract

Consider a scenario where we have access to train data with both covariates and outcomes while test data only contains covariates. In this scenario, our primary aim is to predict the missing outcomes of the test data. With this objective in mind, we train parametric regression models under a covariate shift, where covariate distributions are different between the train and test data. For this problem, existing studies have proposed covariate shift adaptation via importance weighting using the density ratio. This approach averages the train data losses, each weighted by an estimated ratio of the covariate densities between the train and test data, to approximate the test-data risk. Although it allows us to obtain a test-data risk minimizer, its performance heavily relies on the accuracy of the density ratio estimation. Moreover, even if the density ratio can be consistently estimated, the estimation errors of the density ratio also yield bias in the estimators of the regression model's parameters of interest. To mitigate these challenges, we introduce a doubly robust estimator for covariate shift adaptation via importance weighting, which incorporates an additional estimator for the regression function. Leveraging double machine learning techniques, our estimator reduces the bias arising from the density ratio estimation errors. We demonstrate the asymptotic distribution of the regression parameter estimator. Notably, our estimator remains consistent if either the density ratio estimator or the regression function is consistent, showcasing its robustness against potential errors in density ratio estimation. Finally, we confirm the soundness of our proposed method via simulation studies.

1 Introduction

Suppose that we have access to train data with both covariates and outcomes, while test data only contains covariates. Under a covariate shift, covariate distributions are dif-

ferent between the train and test data. In this setting, our goal is to predict the missing outcomes of the test data, and our interest lies in training regression models robust against a covariate shift¹.

One of the golden rules in prediction is to train regression models by minimizing an empirical risk that approximates the population risk defined over the target test distribution. However, under a covariate shift, we cannot obtain an empirical risk of the test data directly from the observations due to the covariate shift.

The seriousness of the covariate shift problem depends on the correctness of the model specification. We say regression models are correctly specified if the error terms are independent of covariates under both train and test distributions. When regression models are correctly specified, we can still obtain a regression model that asymptotically minimizes the test-data population risk by minimizing a train-data empirical risk. This is because the population risk minimizers of the train and test data are the same if the models are correctly specified. In contrast, when regression models are misspecified, their predictive performance can be severely deteriorated (Shimodaira, 2000). Thus, this issue has catalyzed interest in regression methods robust to covariate shift and model misspecification across various disciplines, including machine learning and statistics.

One of the popular approaches for a covariate shift is importance weighting (Shimodaira, 2000; Sugiyama et al., 2008). Specifically, Shimodaira (2000) suggests training regression models by weighing the loss with the ratio of covariate densities between the train and test sets. Here, the weighted average loss over the train data converges to the population risk on the test data. Consequently, we can train the regression model by minimizing an estimate of the test-data risk.

Given that the density ratio is typically unknown, sub-

¹Our method can also be applied to binary classification by estimating logistic regression models. See Remark 2.3.

sequent studies have proposed estimating it from observations (Sugiyama et al., 2008). By using density-ratio estimation methods, existing importance weighting methods adopt a two-stage approach: initially estimating the density ratio and then minimizing the estimates of the test-data population risk.

While existing studies report successes of covariate shift adaptation using an estimated density ratio, the performance significantly depends on the accuracy of the density ratio estimation. If the density ratio estimator does not converge to the true density ratio, we cannot obtain regression models that minimize the test-data risk. Even if the density ratio is correctly estimated, the convergence rate of the density ratio estimator affects that of the regression models of interest. If the regression models are parametric models, our interest may lie in the \sqrt{n} -convergence rate for the parameters. However, the \sqrt{n} -convergence rate may not be obtained because the convergence rate of the density ratio is slower than \sqrt{n} . These issues motivate us to develop a covariate shift adaptation method robust to a failure of the density ratio estimation and reduce the bias incurred from the density ratio estimation.

To tackle these issues, we develop a doubly robust (DR) estimator for covariate shift adaptation, which utilizes both density-ratio and conditional expected outcome estimators. First, this estimator is robust to inconsistency of the density ratio; that is, either the density-ratio and conditional expected outcome estimators are consistent, the DR estimator is also consistent. Additionally, to reduce the bias caused by the estimation error of the density ratio, we apply the double machine learning (DML) method proposed by Chernozhukov et al. (2018). Following this method, we first split observations into subgroups and estimate the density ratio and conditional expected outcomes within them. Then, we add nonparametrically estimated conditional expected outcomes to the conventional empirical test-data risk estimator using the estimated density-ratio function. This procedure of DML enables us to show the asymptotic normality of the DR estimator by achieving a fast convergence rate for estimators of the regression model’s parameters.

Organization. The remainder of the paper is organized as follows. In Section 2, we define the problem-setting. In Section 3, we discuss properties of covariate shift adaptation with importance weighting using an estimated density ratio. As we will discuss in Section 3, when using an estimated density ratio, it is not easy to prove the asymptotic normality of the estimator given by covariate shift adaptation with importance weighting. Therefore, in Section 4, we introduce a new estimator for covariate shift adaptation, which uses a DR structure and DML. We introduce related work in Section 5 and Appendix A. In Section 6, we show the performance of the proposed method using real datasets.

2 Basic Setup

We formulate our regression problem. Let (Y, X) and (\tilde{Y}, \tilde{X}) be two pairs of an outcome and covariates, where $Y, \tilde{Y} \in \mathbb{R}$, and $X, \tilde{X} \in \mathcal{X} \subset \mathbb{R}^d (d \geq 1)$. We refer to (Y, X) as the train data and (\tilde{Y}, \tilde{X}) as the test data. While we can observe (Y, X) as a pair, we only observe \tilde{X} for the test data. Our goal is to predict \tilde{Y} by using realizations of (Y, X) and \tilde{X} , which is an observable counterpart of \tilde{Y} . We refer to this setting as covariate shift (Shimodaira, 2000). The detailed formulations are shown below.

2.1 Observations

In our setting, we observe $\{(Y_i, X_i)\}_{i=1}^n$ and $\{\tilde{X}_j\}_{j=1}^m$, which are independently and identically distributed (i.i.d.) copies of (Y, X) and \tilde{X} . They are two stratified observations; that is, for fixed sample sizes n and m , the two datasets are independently generated² (Imbens & Lancaster, 1996; Wooldridge, 2001). Following the terminology of machine learning, we call $\{(Y_i, X_i)\}_{i=1}^n$ the (labeled) train data and $\{\tilde{X}_j\}_{j=1}^m$ the (unlabeled) test data.

2.2 Covariate Shift

For each pair of potential outcomes (Y, X) and (\tilde{Y}, \tilde{X}) , we assume the data-generating process as

$$(Y, X) \stackrel{\text{i.i.d.}}{\sim} p(y, x), \quad (\tilde{Y}, \tilde{X}) \stackrel{\text{i.i.d.}}{\sim} q(y, x),$$

where $p(y, x)$ is the joint probability density function of (Y, X) and $q(y, x)$ is the joint joint probability density function of (\tilde{Y}, \tilde{X}) .

For (Y, X) and (\tilde{Y}, \tilde{X}) , we make the following boundedness assumption.

Assumption 2.1 (Boundedness of random variables). *There exists a universal constant $C > 0$ such that $|Y|, |X_{(k)}|, |\tilde{Y}|, |\tilde{X}_{(k)}| < C$ for all $k \in \{1, 2, \dots, k\}$, where $X_{(k)}$ and $\tilde{X}_{(k)}$ are k -th elements of X and \tilde{X} .*

We also assume that the probability density functions of Y conditioned on X and \tilde{Y} conditioned on \tilde{X} are the same; that is,

$$p(y, x) = w(y|x)p(x), \quad q(y, x) = w(y|x)q(x),$$

where $w(y|x)$ is the conditional probability density function of Y (resp. \tilde{Y}) given X (resp. \tilde{X}), $p(x)$ and $q(x)$ are probability density functions of X and \tilde{X} , respectively. Here, let

²As a different setting, we can consider a situation where there are n_0 samples, and following a Bernoulli distribution, samples are classified into two datasets with n and m sample sizes. In this setting, n and m are random variables. We do not consider this setting in our study.

us define the density ratio $r(x) := \frac{q(x)}{p(x)}$, and we assume the overlap between the supports of X and \tilde{X} .

Assumption 2.2. *There exists an universal constant $0 < C_r < \infty$ such that for any $x \in \mathcal{X}$, $0 \leq r(x) = \frac{p(x)}{q(x)} < C_r$.*

Furthermore, we denote the conditional expectation function $\mathbb{E}[Y|X = x]$ as

$$f_0(x) := \mathbb{E}[Y|X = x],$$

where $\mathbb{E}[Y|X = x]$ takes an expectation with respect to the density $w(y|x)$. Here, the following hold:

$$Y = f_0(X) + \varepsilon, \quad \tilde{Y} = f_0(\tilde{X}) + \tilde{\varepsilon},$$

where ε and $\tilde{\varepsilon}$ are error terms such that $\mathbb{E}[\varepsilon|X] = 0$ and $\mathbb{E}[\tilde{\varepsilon}|\tilde{X}]$ almost surely.

2.3 Parametric Regression Models

To investigate the relationship between Y_i and X_i , we model the conditional expectation $f_0(x)$ by a parametrized regression model g_β with a k -dimensional parameter β , and define a set of functions as $\mathcal{G} = \{g_\beta(x) : \beta \in \Theta \subset \mathbb{R}^k\}$, where Θ is some compact parameter space. Then, we regress X on Y to determine a parameter β . For the train and test data, let us define the mean squared error minimizers as

$$\beta_0 := \arg \min_{\beta \in \Theta} \mathbb{E}_p \left[(Y - g_\beta(X))^2 \right],$$

$$\tilde{\beta}_0 := \arg \min_{\beta \in \Theta} \mathbb{E}_q \left[(\tilde{Y} - g_\beta(\tilde{X}))^2 \right],$$

where \mathbb{E}_p and \mathbb{E}_q denote expectations over $p(y, x)$ and $q(y, x)$. To identify the parameters in estimation, we assume uniqueness of $\tilde{\beta}_0$ and differentiability of g_β with respect to β .

Assumption 2.3. *The risk minimizer $\tilde{\beta}_0$ uniquely exists. Regression models g_β are second-order differentiable with respect to β .*

When the β_0 is unique, the asymptotic distribution is also unique, but if we allow non-unique asymptotic distributions, we do not have to assume the global uniqueness of $\tilde{\beta}_0$. Instead, we assume uniqueness only around a local optimum $\tilde{\beta}_0$. For simplicity, we assume the global uniqueness of $\tilde{\beta}_0$.

Remark. *A parametric model g_β includes a logistic regression model $g_\beta(x) = 1/\{1 + \exp(-x^\top \beta)\}$ (van der Vaart, 1998).*

2.4 Model Specification

We consider two scenarios for the regression problem. In the first scenario, a regression model is correctly specified; that is, \mathcal{G} includes the regression function $f_0(x) = \mathbb{E}[Y|X = x]$. In the second scenario, \mathcal{G} does not include the regression function $f_0(x) = \mathbb{E}[Y|X = x]$. We say that regression models are correctly specified in the former scenario, and regression models are misspecified in the latter scenario.

Models are correctly specified. If $f_0 \in \mathcal{G}$, then it holds that $\beta_0 = \tilde{\beta}^*$, $f_0 = g_{\beta_0} = g_{\tilde{\beta}^*}$, and

$$Y = g_{\beta_0}(X) + \varepsilon, \quad \tilde{Y} = g_{\beta_0}(\tilde{X}) + \tilde{\varepsilon},$$

In this scenario, we can train a model that asymptotically minimizes the test-data risk by minimizing an empirical risk over the train data; that is, without covariate shift adaptation, we can consistently estimate the risk minimizer for the test-data risk.

Models are misspecified. If $f_0 \notin \mathcal{G}$, then it may not hold that $\beta_0 = \tilde{\beta}^*$ and $f_0 = g_{\beta_0} = g_{\tilde{\beta}^*}$. If $g_{\beta_0} \neq g_{\tilde{\beta}^*}$, then it implies that g_{β_0} may not perform well for data generated from $q(y, x)$. In this scenario, it is desirable to approximate the test-data risk and train regression models by minimizing it.

Thus, the problem of a covariate shift is serious when models are misspecified. To address this issue, Shimodaira (2000) proposes the following covariate shift adaptation via importance weighting.

2.5 Covariate Shift Adaptation

Our goal lies in predicting a test response variable \tilde{Y}_j , an unobserved counterpart of \tilde{X}_j , based on the parametric regression models estimated from $\{(Y_i, X_i)\}_{i=1}^n$ and $\{\tilde{X}_j\}_{j=1}^m$. The problem of predicting a test response variable \tilde{Y}_j under covariate shift ($p(x) \neq q(x)$) and model misspecification is referred to as *covariate shift adaptation*.

As we review in the following section, a typical approach for this problem is to employ importance weighting (Shimodaira, 2000). However, while this approach allows us to adapt a covariate shift, it is vulnerable to a failure of density ratio estimation, and its estimator has a slow convergence rate owing to the estimation error of the density ratio.

In this study, we propose a method for covariate shift adaptation that is robust to a failure of density ratio estimation and yields an estimator with a faster convergence rate. We refer to our approach as *DR covariate shift adaptation* because it returns a consistent estimator if one of the

two functions in the estimator is correctly specified, as explained in Section 4.2.

3 Covariate Shift Adaptation via Importance Weighting and Density-Ratio Estimation

For obtaining the risk minimizer under the covariate shift, importance weighting with the density ratio has been used (Shimodaira, 2000; Reddi et al., 2015).

3.1 Covariate Shift Adaptation via Importance Weighting

To estimate the parameter $\tilde{\beta}_0$, which is the minimizer of the prediction risk under the overate shift, we face the problem that we do not have access to the labeled data and cannot obtain a sample approximation of the test-data population risk $\mathcal{R}(\beta) := \mathbb{E}_q [(Y - g_\beta(X))^2]$.

Let us define the *density ratio* between q and p as

$$r_0(x) = \frac{q(x)}{p(x)}$$

Shimodaira (2000) shows that we can obtain the test-data population risk by using the following weighted squared risk of the train data:

$$\mathbb{E}_q [(Y - g_\beta(X))^2] = \mathbb{E}_p [(Y - g_\beta(X))^2 r_0(X)].$$

Then, the risk minimizer under covariate shift adaptation with importance weighting is given as

$$\hat{\beta}^* = \arg \min_{\beta \in \Theta} \frac{1}{n} \sum_{i=1}^n (Y_i - g_\beta(X_i))^2 r_0(X_i),$$

3.2 Density Ratio Estimation

Since we do not know the true density ratio r_0 , we need to estimate it. A naive approach is to estimate the two densities of the numerator $q(x)$ and denominator $p(x)$ separately, then take the ratio of the estimated densities. For instance, we can separately estimate the two probability densities by kernel density estimation. However, this approach may not work well due to the division between the two estimated densities, which magnifies the estimation errors.

For overcoming this drawback, various approaches of direct density ratio estimation have been explored without undergoing density estimation (Sugiyama et al., 2012). These approaches include the moment matching (Huang et al., 2007; Gretton et al., 2009), the probabilistic classification (Qin, 1998; Cheng & Chu, 2004), the density matching (Nguyen et al., 2010), and the density-ratio fitting (Kanamori et al., 2009). Sugiyama et al. (2011) shows that

these methods could be generalized as density ratio matching under the Bregman divergence (Bregman, 1967). Recently, to estimate the density ratio with high-dimensional models, Rhodes et al. (2020) proposes the telescoping density-ratio estimation, and Kato & Teshima (2020) proposes using the non-negative Bregman divergence.

For example, this study employs *Least-Squares Importance Fitting* (LSIF) in experimental studies, which uses the squared error to estimate the density ratio (Kanamori et al., 2009). The reason for this choice is that there is an algorithm called *unconstrained Least-Squares Importance Fitting* (uLSIF) with a computational advantage. We can obtain the closed-form solution just by solving the linear equations. Thus, uLSIF is numerically stable when it is regularized properly. By using the uLSIF, given a hypothesis class \mathcal{H} , we obtain $\hat{r}_{n,m}$, an estimator of r_0 , by

$$\hat{r}_{n,m} = \arg \min_{s \in \mathcal{H}} \left\{ \frac{1}{2n} \sum_{i=1}^n s^2(X_i) - \frac{1}{m} \sum_{j=1}^m s(\tilde{X}_j) + \mathcal{R}(s) \right\},$$

where $\mathcal{R} : \mathcal{H} \rightarrow \mathbb{R}^+$ is a regularization term. Then, we define a regression parameter estimator as

$$\hat{\beta} = \arg \min_{\beta \in \Theta} \frac{1}{n} \sum_{i=1}^n (Y_i - g_\beta(X_i))^2 \hat{r}_{n,m}(X_i),$$

3.3 Covariate Shift Adaptation with Estimated Density-Ratio Function

The convergence rates of density ratio estimators are shown by existing studies, such as Sugiyama et al. (2012), Kanamori et al. (2012), Kato & Teshima (2020), and Zheng et al. (2022). For example, when using kernel regression, the convergence rate is given as follows (Kanamori et al., 2012):

$$\|\hat{r}_{n,m}(X) - r_0(X)\|_2 = O_p \left(\min \{n, m\}^{-\frac{1}{2(1+\gamma)}} \right),$$

where $0 < \gamma < 1$ is a constant depending on the functional form of the density ratio. These results imply that the estimation error remains in the estimation of $\mathbb{E}_q [(Y - g_\beta(X))^2] = \mathbb{E}_p [(Y - g_\beta(X))^2 r_0(X)]$ as

$$\begin{aligned} & \mathbb{E}_p [(Y - g_\beta(X))^2 \hat{r}_{n,m}(X)] \\ &= \mathbb{E}_p [(Y - g_\beta(X))^2 r_0(X)] + O_p \left(\min \{n, m\}^{-\frac{1}{2(1+\gamma)}} \right). \end{aligned}$$

We typically consider \sqrt{n} -consistency for estimators of β_0 . However, this result implies that in the estimation of $\mathbb{E}_q [(Y - g_\beta(X))^2]$, there remains non-negligible bias term that does not disappear, which remains in the estimation of β_0 .

In the following sections, we propose our estimator that attains (i) covariate shift robustness under misspecified models and (ii) asymptotic normality, which implies \sqrt{n} -consistency.

4 DR Covariate Shift Adaptation

When estimating the density ratio with modern machine learning methods, the estimator often violates the Donsker condition. To show the asymptotic normality of an estimator of β_0 with such a nuisance estimator, we introduce DML (Chernozhukov et al., 2018), which employs a sample-splitting technique called cross-fitting (Klaassen, 1987; Zheng & van der Laan, 2011).

For brevity, without loss of generality, let n and m be even numbers, and we use two-fold cross-fitting. We can extend our method to a case with L -fold cross-fitting. For $n_{(1)} = n_{(2)} = n/2$ and $m_{(1)} = m_{(2)} = m/2$, we randomly separate the samples $\{(Y_i, X_i)\}_{i=1}^n$ into two subsets $D_{(1)} = \{(Y_{(i,1)}, X_{(i,1)})\}_{i=1}^{n_{(1)}}$ and $D_{(2)} = \{(Y_{(i,2)}, X_{(i,2)})\}_{i=1}^{n_{(2)}}$ with sample sizes $n_{(1)}$ and $n_{(2)}$; similarly, we separate samples $\{\tilde{X}_j\}_{j=1}^m$ into two subsets $\tilde{D}_{(1)} = \{\tilde{X}_{(j,1)}\}_{j=1}^{m_{(1)}}$ and $\tilde{D}_{(2)} = \{\tilde{X}_{(j,2)}\}_{j=1}^{m_{(2)}}$ with sample sizes $m_{(1)}$ and $m_{(2)}$.

First, by using $\{(Y_{(i,2)}, X_{(i,2)})\}_{i=1}^{n_{(2)}}$ and $\{\tilde{X}_{(j,2)}\}_{j=1}^{m_{(2)}}$, we estimate f_0 and r_0 , respectively. We estimate them to satisfy Assumption 4.2. Let $\hat{f}_{(-1)}$ and $\hat{r}_{(-1)}$ be the estimators.

Then, by using $\{(Y_{(i,1)}, X_{(i,1)})\}_{i=1}^{n_{(1)}}$ and $\{\tilde{X}_{(j,1)}\}_{j=1}^{m_{(1)}}$, we obtain a sample approximate of the risk as

$$\begin{aligned} \hat{\mathcal{R}}_{(1)}(\beta) &:= \frac{1}{n_{(1)}} \sum_{i=1}^{n_{(1)}} \left\{ (Y_{(i,1)} - g_\beta(X_{(i,1)}))^2 \right. \\ &\quad \left. - \left(\hat{f}_{(-1)}(X_{(i,1)}) - g_\beta(X_{(i,1)}) \right)^2 \right\} \hat{r}_{(-1)}(X_{(i,1)}) \\ &\quad + \frac{1}{m_{(1)}} \sum_{j=1}^{m_{(1)}} \left\{ \left(\hat{f}_{(-1)}(\tilde{X}_{(j,1)}) - g_\beta(\tilde{X}_{(j,1)}) \right)^2 \right\}. \end{aligned}$$

Similarly, we define another empirical risk as

$$\begin{aligned} \hat{\mathcal{R}}_{(2)}(\beta) &:= \frac{1}{n_{(2)}} \sum_{i=1}^{n_{(2)}} \left\{ (Y_{(i,2)} - g_\beta(X_{(i,2)}))^2 \right. \\ &\quad \left. - \left(\hat{f}_{(-2)}(X_{(i,2)}) - g_\beta(X_{(i,2)}) \right)^2 \right\} \hat{r}_{(-2)}(X_{(i,2)}) \\ &\quad + \frac{1}{m_{(2)}} \sum_{j=1}^{m_{(2)}} \left\{ \left(\hat{f}_{(-2)}(\tilde{X}_{(j,2)}) - g_\beta(\tilde{X}_{(j,2)}) \right)^2 \right\}. \end{aligned}$$

We show the pseudo-code in Appendix B

By minimizing the two empirical risks, we obtain the DR estimator $\hat{\beta}^{\text{DR}}$ for β_0 ; that is,

$$\hat{\beta}^{\text{DR}} = \arg \min_{\beta \in \Theta} \left\{ \hat{\mathcal{R}}_{(1)}(\beta) + \hat{\mathcal{R}}_{(2)}(\beta) \right\} \quad (1)$$

We can also estimate $f_0(x)$ by $\hat{f}^{\text{DR}}(x) = g_{\hat{\beta}^{\text{DR}}}(x)$.

Remark (Linear models). Note that we have more simplified form of $\hat{\beta}^{\text{DR}}$ when the regression model g_β is a linear model; that is, $g_\beta(x) = Z^\top(x)\beta$, where $Z : \mathcal{X} \rightarrow \mathbb{R}^K$ is some basis function, which maps $x \in \mathcal{X}$ to a k -dimensional vector. In this case, we have

$$\begin{aligned} \hat{\beta}^{\text{DR}} &= \left\{ \sum_{\ell \in \{1,2\}} \frac{1}{m_{(\ell)}} \sum_{j=1}^{m_{(\ell)}} Z(\tilde{X}_{(j,\ell)}) Z^\top(\tilde{X}_{(j,\ell)}) \right\}^{-1} \\ &\quad \sum_{\ell \in \{1,2\}} \left\{ \frac{1}{n_{(\ell)}} \sum_{i=1}^{n_{(\ell)}} Z(X_{(i,\ell)}) (Y_i - \hat{f}_{(-\ell)}(X_{(i,\ell)})) \right. \\ &\quad \left. \times \hat{r}_{(-\ell)}(X_{(i,\ell)}) + \frac{1}{m_{(\ell)}} \sum_{j=1}^{m_{(\ell)}} Z(\tilde{X}_{(j,\ell)}) \hat{f}_{(-\ell)}(\tilde{X}_{(j,\ell)}) \right\}. \end{aligned}$$

4.1 Asymptotic Normality

Let us assume $m = \rho n$ for a fixed $\rho > 0$ and consider asymptotics when $n \rightarrow \infty$.

First, we consider the first order condition of Eq. (1), which is given as $h(\hat{\beta}^{\text{DR}}) = \mathbf{0}$, where $h(\hat{\beta}^{\text{DR}})$ is a $(k \times 1)$ -vector defined as $h(\beta) := \frac{\partial \sum_{\ell \in \{1,2\}} \hat{\mathcal{R}}_{(\ell)}(\beta)}{\partial \beta} =$

$$\begin{aligned} &\sum_{\ell \in \{1,2\}} \left\{ \frac{1}{n_{(\ell)}} \sum_{i=1}^{n_{(\ell)}} \dot{g}_\beta(X_i) \left\{ Y_{(i,\ell)} - \hat{f}_{(-\ell)}(X_{(i,\ell)}) \right\} \right. \\ &\quad \left. \times \hat{r}_{(-\ell)}(X_{(i,\ell)}) \right. \\ &\quad \left. + \frac{1}{m_{(\ell)}} \sum_{j=1}^{m_{(\ell)}} \dot{g}_\beta(\tilde{X}_{(j,\ell)}) \left\{ \hat{f}_{(-\ell)}(\tilde{X}_{(j,\ell)}) - g_\beta(\tilde{X}_{(j,\ell)}) \right\} \right\}. \end{aligned}$$

We also define $\dot{h}(\beta) := \frac{\partial h(\beta)}{\partial \beta^\top} =$

$$\begin{aligned} &\sum_{\ell \in \{1,2\}} \left\{ \frac{1}{n_{(\ell)}} \sum_{i=1}^{n_{(\ell)}} \left(Y_{(i,\ell)} - \hat{f}_{(-\ell)}(X_{(i,\ell)}) \right) \right. \\ &\quad \left. \times \hat{r}_{(-\ell)}(X_{(i,\ell)}) \ddot{g}_\beta(X_{(i,\ell)}) \right. \\ &\quad \left. - \frac{1}{m_{(\ell)}} \sum_{j=1}^{m_{(\ell)}} \left\{ \dot{g}_\beta(\tilde{X}_{(j,\ell)}) \dot{g}_\beta^\top(\tilde{X}_{(j,\ell)}) \right. \right. \\ &\quad \left. \left. + \left(\hat{f}_{(-\ell)}(\tilde{X}_{(j,\ell)}) - g_\beta(\tilde{X}_{(j,\ell)}) \right) \ddot{g}_\beta(\tilde{X}_{(j,\ell)}) \right\} \right\}. \end{aligned}$$

Then, we make the following assumption.

Assumption 4.1. For any sequence $\{\beta_i^*\}_{i=1}^\infty$ such that $\beta_i^* \xrightarrow{P} \beta_0$,

$$\text{plim } \dot{h}(\beta) \Big|_{\beta=\beta_i^*} = \text{plim } \dot{h}(\beta) \Big|_{\beta=\beta_0} = D^\top$$

holds, where D is a linearly independent $(k \times k)$ -matrix.

We make the following assumptions for the convergence rates of estimators of nuisance parameters.

Assumption 4.2. For $\ell \in \{1, 2\}$, the followings hold:

$$\begin{aligned} \|\widehat{r}_{(-\ell)} - r_0\|_2 &= o_p(1), & \|\widehat{f}_{(-\ell)} - f_0\|_2 &= o_p(1) \\ \|\widehat{r}_{(-\ell)} - r_0\|_2 \|\widehat{f}_{(-\ell)} - f_0\|_2 &= o_p\left(1/\min\{n, m\}^{1/2}\right), \\ \text{as } n, m &\rightarrow \infty. \end{aligned}$$

For example, the uLSIF with kernel ridge regression satisfies this convergence rate [Kanamori et al. \(2012\)](#). Density-ratio estimators with neural networks under Bregman-divergence minimization also satisfy this convergence rate ([Kato & Teshima, 2020](#)).

Note that under Assumptions 4.1 and 4.2, $D^\top = \mathbb{E}_q \left[\dot{g}_\beta(\tilde{X}) \dot{g}_\beta^\top(\tilde{X}) \right]$ holds.

In DML, the combination of Assumption 4.2 and the cross-fitting allows us to reduce the bias incurred from the estimation error of r_0 . This is because we can make the convergence rate of $\|\widehat{r}_{(-\ell)} - r_0\|_2 \|\widehat{f}_{(-\ell)} - f_0\|_2$ faster than $\|\widehat{r}_{(-\ell)} - r_0\|_2$ due to $\|\widehat{f}_{(-\ell)} - f_0\|_2$.

Then, we show the asymptotic distributions as follows. The proof is shown in Appendix C.

Theorem 4.3. Suppose that Assumptions 2.1–2.3, 4.1–4.2 hold. If $m = \rho n$ for some universal constant ρ and $f_0 \in \mathcal{G}$, then the DR estimator $\widehat{\beta}^{\text{SDB}}$ has the following asymptotic distribution:

$$\sqrt{n} \left(\beta_0 - \widehat{\beta}^{\text{DR}} \right) \xrightarrow{d} \mathcal{N}(\mathbf{0}, \Omega),$$

where

$$\begin{aligned} \Omega &= \mathbb{E}_q \left[\dot{g}_{\beta_0}(\tilde{X}) \dot{g}_{\beta_0}^\top(\tilde{X}) \right]^{-1} \\ &\times \mathbb{E}_q \left[\sigma^2(\tilde{X}) r(\tilde{X}) \dot{g}_{\beta_0}(\tilde{X}) \dot{g}_{\beta_0}^\top(\tilde{X}) \right] \mathbb{E}_q \left[\dot{g}_{\beta_0}(\tilde{X}) \dot{g}_{\beta_0}^\top(\tilde{X}) \right]^{-1}. \end{aligned}$$

From this theorem and the Taylor expansion, we can obtain the following point-wise asymptotic normality for $\widehat{f}^{\text{DR}}(x) = g_{\widehat{\beta}^{\text{DR}}}(x)$.

Corollary 4.4. Under the same conditions in Theorem 4.3, then the DR estimator $\widehat{f}^{\text{DR}}(x)$ has the following asymptotic distribution for each $x \in \mathcal{X}$:

$$\sqrt{n} \left(f_0(x) - \widehat{f}^{\text{DR}}(x) \right) \xrightarrow{d} \mathcal{N} \left(\mathbf{0}, \dot{g}_{\beta_0}^\top(x) \Omega \dot{g}_{\beta_0}(x) \right).$$

Proof. From the Taylor expansion of $g_{\widehat{\beta}^{\text{DR}}}(x)$ around

$$\widehat{\beta}^{\text{DR}} = \beta_0, \text{ we have } \sqrt{n} \left(g_{\beta_0}(x) - g_{\widehat{\beta}^{\text{DR}}}(x) \right) = \sqrt{n} \dot{g}_{\beta_0}^\top(x) \left(\widehat{\beta}^{\text{DR}} - \beta_0 \right) + o \left(\sqrt{n} \left(\beta_0 - \widehat{\beta}^{\text{DR}} \right)^2 \right).$$

From $g_{\widehat{\beta}^{\text{DR}}}(x) = \widehat{f}^{\text{DR}}(x)$, $g_{\beta_0}(x) = f_0(x)$, and $\sqrt{n} \left(\beta_0 - \widehat{\beta}^{\text{DR}} \right) = O_p(1)$, the statement holds. \square

4.2 Double Robustness

Our proposed covariate shift adaptation is DR in the sense that if either the density ratio or the conditional expectation is consistently estimated, the parameter $\widetilde{\beta}_0$ is also consistently estimated.

Let us define another risk estimator as follows:

$$\begin{aligned} \ddot{\mathcal{R}}(\beta) &:= \sum_{\ell \in \{1, 2\}} \frac{1}{n^{(\ell)}} \sum_{i=1}^{n^{(\ell)}} \left\{ \left(Y_{(i, \ell)} - g_\beta(X_{(i, \ell)}) \right)^2 \right. \\ &\quad \left. - \left(f^\dagger(X_{(i, \ell)}) - g_\beta(X_{(i, \ell)}) \right)^2 \right\} r^\dagger(X_{(i, \ell)}) \\ &\quad + \sum_{\ell \in \{1, 2\}} \frac{1}{m^{(\ell)}} \sum_{j=1}^{m^{(\ell)}} \left(f^\dagger(\tilde{X}_{(j, \ell)}) - g_\beta(\tilde{X}_{(j, \ell)}) \right)^2 \\ &= \frac{1}{n} \sum_{i=1}^n \left\{ \left(Y_i - g_\beta(X_i) \right)^2 - \left(f^\dagger(X_i) - g_\beta(X_i) \right)^2 \right\} r^\dagger(X_i) \\ &\quad + \frac{1}{m} \sum_{j=1}^m \left(f^\dagger(\tilde{X}_j) - g_\beta(\tilde{X}_j) \right)^2, \end{aligned}$$

which replaces $\widehat{f}_{(-\ell)}$ and $\widehat{r}_{(-\ell)}$ with f^\dagger and r^\dagger , respectively. Then, we have

$$\begin{aligned} \ddot{\mathcal{R}}(\beta) &\approx \\ &\mathbb{E}_p \left[\left\{ \left(Y - g_\beta(X) \right)^2 - \left(f^\dagger(X) - g_\beta(X) \right)^2 \right\} r^\dagger(X) \right] \\ &\quad + \mathbb{E}_q \left[\left(f^\dagger(\tilde{X}) - g_\beta(\tilde{X}) \right)^2 \right]. \end{aligned}$$

Using this equation, we confirm that if either f_0 or r_0 is consistently estimated, we can consistently estimate the test-data population risk $\mathcal{R}(\beta)$ as shown below. Then, we can consistently estimate $\widetilde{\beta}_0$ by minimizing the estimate of $\mathcal{R}(\beta)$.

Case (i): $f^\dagger = f_0 = g_{\beta_0}$. If $f^\dagger = f_0 = g_{\beta_0}$, then $\beta_0 - \widehat{\beta}^\dagger \approx 0$ holds, where we used

$$\ddot{\mathcal{R}}(\beta) \approx \mathbb{E}_q \left[\left(f_0(\tilde{X}) - g_\beta(\tilde{X}) \right)^2 \right] + C,$$

where $C > 0$ is a constant that is irrelevant to β . Here,

$$\widetilde{\beta}_0 = \arg \min_{\beta \in \Theta} \ddot{\mathcal{R}}(\beta) = \arg \min_{\beta \in \Theta} \mathbb{E}_q \left[\left(\tilde{Y} - g_\beta(\tilde{X}) \right)^2 \right]$$

holds. Note that r^\dagger is some function that may not be r_0 . Therefore, we can adapt a covariate shift if we consistently estimate f_0 and cannot estimate r_0 well.

Case (ii): $r^\dagger = r_0$. Additionally, if $r^\dagger = r_0$, then

$$\ddot{\mathcal{R}}(\beta) \approx \mathbb{E}_q \left[\left(\tilde{Y} - g_\beta(\tilde{X}) \right)^2 \right],$$

holds, where we used the following two equations:

$$\begin{aligned} \mathbb{E}_p \left[(Y - g_\beta(X))^2 r_0(X) \right] &= \mathbb{E}_q \left[(Y - g_\beta(X))^2 \right], \\ - \mathbb{E}_p \left[\left\{ (f^\dagger(X) - g_\beta(X))^2 \right\} r_0(X) \right] \\ &+ \mathbb{E}_q \left[\left(f^\dagger(\tilde{X}) - g_\beta(\tilde{X}) \right)^2 \right] = 0. \end{aligned}$$

Thus, if either the density ratio or the conditional expectation is consistently estimated, we can consistently estimate the test-data population risk.

4.3 Self-Debiased Covariate Shift Adaptation

In the previous subsection, to estimate f_0 by g_β , we assume that another estimator of f_0 is obtainable with a certain convergence rate. However, covariate shift adaptation mainly considers a situation where we cannot train high-dimensional, nonparametric, or other complicated models, including neural networks and random forests. This is because covariate shift adaptation is a method for addressing model misspecification, and if we use such models with large \mathcal{G} , we may not encounter the problem of model misspecification. Therefore, in this subsection, for a situation where we cannot use another model for estimating f_0 , we propose another estimator with asymptotic normality only using a model of interest g_β and a density ratio model as a variant of the previously defined DR estimator.

We define the following self-debiased (SDB) estimator:

$$\hat{\beta}^{\text{SDB}} := \arg \min_{\beta \in \Theta} \sum_{\ell \in \{1, 2\}} \hat{\mathcal{R}}_{(\ell)}^{\text{SDB}}(\beta),$$

where

$$\begin{aligned} \hat{\mathcal{R}}_{(\ell)}^{\text{SDB}}(\beta) &:= \frac{1}{n_{(\ell)}} \sum_{i=1}^{n_{(\ell)}} \left\{ (Y_{(i,\ell)} - g_\beta(X_{(i,\ell)}))^2 \right. \\ &\quad \left. - \left(g_{\hat{\beta}_{(-\ell)}}(X_{(i,\ell)}) - g_\beta(X_{(i,\ell)}) \right)^2 \right\} \hat{r}_{(-\ell)}^\alpha(X_{(i,\ell)}) \\ &\quad + \frac{1}{m_{(\ell)}} \sum_{j=1}^{m_{(\ell)}} \left\{ \left(g_{\hat{\beta}_{(-\ell)}}(\tilde{X}_{(j,\ell)}) - g_\beta(\tilde{X}_{(j,\ell)}) \right)^2 \right\}, \end{aligned}$$

and $\hat{\beta}_{(-\ell)} := \arg \min_{\beta \in \Theta} \frac{1}{n_{(-\ell)}} \sum_{i=1}^{n_{(-\ell)}} (Y_{(i,\ell)} - g_\beta(X_{(i,\ell)}))^2$; that is, we replace $\hat{f}_{(-\ell)}$ in the DR estimator with $g_{\hat{\beta}_{(-\ell)}}$. We refer to this estimator as SDB estimator because it conducts DML by using a model of interest $g_{\hat{\beta}_{(-\ell)}}$ itself.

Here, we make the following assumption.

Assumption 4.5. For $\ell \in \{1, 2\}$, $\|\hat{r}_{(-\ell)} - r_0\|_2 = o_p(1)$ holds, as $n, m \rightarrow \infty$.

Then, we obtain the following corollary.

Corollary 4.6. Suppose that Assumptions 2.1–2.3, 4.1 and 4.5 hold. If $m = \rho n$ for some universal constant ρ , then the SDB estimator $\hat{\beta}^{\text{SDB}}$ has the following asymptotic distribution:

$$\sqrt{n} \left(\tilde{\beta}_0 - \hat{\beta}^{\text{SDB}} \right) \xrightarrow{d} \mathcal{N} \left(\mathbf{0}, \tilde{\Omega} \right),$$

where

$$\begin{aligned} \tilde{\Omega} &= \mathbb{E}_q \left[\dot{g}_{\tilde{\beta}_0}(\tilde{X}) \dot{g}_{\tilde{\beta}_0}^\top(\tilde{X}) \right]^{-1} \\ &\quad \times \mathbb{E}_q \left[\sigma^2(\tilde{X}) r(\tilde{X}) \dot{g}_{\tilde{\beta}_0}(\tilde{X}) \dot{g}_{\tilde{\beta}_0}^\top(\tilde{X}) \right] \mathbb{E}_q \left[\dot{g}_{\tilde{\beta}_0}(\tilde{X}) \dot{g}_{\tilde{\beta}_0}^\top(\tilde{X}) \right]^{-1}. \end{aligned}$$

If $f_0 \in \mathcal{G}$, then $\text{sqrtn} \left(\beta_0 - \hat{\beta}^{\text{SDB}} \right) \xrightarrow{d} \mathcal{N} \left(\mathbf{0}, \tilde{\Omega} \right)$.

This estimator does not have the DR property; that is, we can adapt a covariate shift only when r_0 is consistently estimated. In this sense, the property is the same as the conventional covariate shift adaptation. However, unlike it, the SDB estimator reduces the bias caused by the density ratio estimator, and we can show the fast \sqrt{n} -convergence rate.

5 Related Work

Covariate shift adaptation is widely studied in machine learning and statistics, primarily motivated by addressing model misspecification. A pivotal work is by Shimodaira (2000), as discussed in our Section 3. They advance covariate shift adaptation by introducing an importance weighting method for parametric models under model misspecification. Building upon this, Sugiyama et al. (2008) proposes a direct density ratio estimation method for covariate shift adaptation, drawing from Shimodaira (2000)'s formulation.

While Reddi et al. (2015) also contemplates DR covariate shift adaptation, their approach diverges from ours. Although they also refer to their method as the DR method, leading to potential naming overlaps, our estimator is traditionally dubbed the DR estimator within semiparametric inference literature. Thus, to maintain consistency, we also refer to our estimator as the DR estimator despite the risk of confusion.

Lastly, we introduce applications of covariate shift adaptation exist. For instance, Sugiyama (2006) and Sugiyama & Nakajima (2009) leverage covariate shift adaptation combined with importance weighting to address active learning in the presence of model misspecification. Sugiyama & Müller (2005) suggests a model selection technique under

Table 1: Results in Section 6. The mean squared errors are reported with the standard deviations in parenthesis.

		OLS		WLS		NP	DR	
		Misspecified	Correct	Misspecified	Correct	-	Misspecified	Correct
Model 1	Indep X	7.295 (6.794)	1.008 (0.064)	3.820 (2.161)	1.022 (0.070)	1.025 (0.076)	3.085 (1.337)	1.078 (0.186)
	Corr X	6.359 (5.624)	1.019 (0.074)	3.596 (1.825)	1.026 (0.074)	1.03 (0.080)	3.054 (1.332)	1.049 (0.126)
Model 2	Indep X	0.194 (0.042)	0.154 (0.053)	0.195 (0.050)	0.156 (0.063)	0.158 (0.038)	0.189 (0.042)	0.198 (0.140)
	Corr X	0.206 (0.035)	0.168 (0.036)	0.214 (0.059)	0.170 (0.036)	0.183 (0.043)	0.203 (0.035)	0.175 (0.040)

such conditions. Furthermore, Yamada et al. (2010) distinguishes speakers under a covariate shift, Matsui et al. (2018) utilizes covariate shift adaptation for medical datasets, Uehara et al. (2020) executes off-policy evaluation, and Kato & Teshima (2020) classify text data. Ramchandran & Mukherjee (2021) discusses appropriate models under a covariate shift. Batch-normalization can be justified as a covariate shift adaptation Ioffe & Szegedy (2015). For the benchmark datasets, see Koh et al. (2021). For the inference, Tibshirani et al. (2019) proposed conformal inference under a covariate shift.

6 Experiments

This section provides simulation studies to verify the soundness of our proposed method. We compared our method (DR (CF)) with the OLS, weighted least squares for covariate shift adaptation with importance weighting and estimated density ratio by uLSIF (Kanamori et al., 2009) (WLS), and nonparametric regression by the Kernel ridge regression (NP).

For X , let $d = 3$, and its first element be the constant term. Let $\beta = (\beta_0 \beta_1 \cdots \beta_k)$ be parameters, and $\beta_0 = (\beta_{0,0} \beta_{1,0} \cdots \beta_{k,0})$ be the true parameters. For $x = (1 x_1 x_2)^\top$, we conduct simulation studies for the following two regression functions:

$$\text{Model 1: } f_0(x) = \beta_{0,0} + \beta_{1,0}x_1 + \beta_{2,0}x_1^2 + \beta_{3,0}x_2 \\ + \beta_{4,0}x_2^2 + 2\beta_{5,0}x_1x_2,$$

$$\text{Model 2: } f_0(x) = \frac{1}{1 + \exp(\beta_{0,0} + \beta_{1,0}x_1 + \beta_{2,0}x_2)}.$$

In Model 1, we use $\beta_{0,0} = \beta_{1,0} = \cdots = \beta_{5,0}$ and ε^d follows the standard normal distribution. In Model 2, we use $(\beta_{0,0}, \beta_{1,0}, \beta_{2,0}) = (0, 2, 3)$, and Y_i is generated from a Bernoulli distribution with probability $f_0(X_i)$.

For each f_0 in the OLS, WLS, and DR, we train misspecified (Misspecified) and correctly specified models (Correct). For misspecified models, we use $g_\beta = \beta_0 + \beta_1x_1 + \beta_2x_2$. For correctly specified models, we use the same linear models as f_0 .

For $X_i = (X_{1,i} X_{2,i})^\top$ and $\tilde{X}_j = (\tilde{X}_{1,j} \tilde{X}_{2,j})^\top$, we generate $(X_{1,i} X_{2,i})^\top$ and $(\tilde{X}_{1,j} \tilde{X}_{2,j})^\top$ from two-dimensional normal distributions $\mathcal{N}(\theta, \Omega)$ and $\mathcal{N}(\tilde{\theta}, \Omega)$, respectively. We use two Ω : $\Omega = \begin{pmatrix} 1 & 0 \\ 0 & 1 \end{pmatrix}$ and $\Omega =$

$\begin{pmatrix} 1 & 0.1 \\ 0.1 & 1 \end{pmatrix}$, referred to as ‘‘Indep X ’’ and ‘‘Corr X ’’ in Ta-

ble 1. Here, θ and $\tilde{\theta}$ are generated from a uniform distribution with a support $[-1, 1]$, respectively. We obtain 1,000 observations and 500 observations for train and test data. We report the mean squared errors (MSEs) and the standard deviation (parenthesis) in Table 1. More detailed results and additional experiments are shown in Appendix F, including experiments with the SDB estimators.

Our DR outperforms the OLS and the WLS under misspecified models. However, under correctly specified models, the performance is lower than theirs. This deterioration is caused by additional errors by using cross-fitting. Compared to the OLS, WLS, and DML, the NP achieves the lower MSEs, as expected, although we focus on cases where the NP cannot be used (we need to use some restricted models for \mathcal{G}). This is because the NP uses a large class for the regression models. Combining Table 1 with the results in Appendix F, we consider that the improvement under misspecified models is mainly due to the existence of nonparametric models in the DR estimator.

7 Conclusion

In this study, we proposed the DR covariate shift adaptation with importance weighting. Our method is robust to the inconsistency of the density ratio estimation and reduces bias incurred from the estimation error of the density ratio. We show the double robustness and the asymptotic distribution of our proposed estimator. Finally, we confirmed the soundness of our proposed method by simulation studies.

References

- Anonymous. Maximum likelihood estimation is all you need for well-specified covariate shift. In *Submitted to The Twelfth International Conference on Learning Representations*, 2023. URL <https://openreview.net/forum?id=eotCCKOgIs>. under review. 12
- Shai Ben-David, John Blitzer, Koby Crammer, and Fernando Pereira. Analysis of representations for domain adaptation. In *Advances in Neural Information Processing Systems*, volume 19. MIT Press, 2006. 12

- Shai Ben-David, Tyler Lu, Teresa Luu, and David Pal. Impossibility theorems for domain adaptation. In *International Conference on Artificial Intelligence and Statistics*, volume 9 of *Proceedings of Machine Learning Research*, pp. 129–136. PMLR, 2010. [12](#)
- P. J. Bickel, C. A. J. Klaassen, Y. Ritov, and J. A. Wellner. *Efficient and Adaptive Estimation for Semiparametric Models*. Springer, 1998. [18](#)
- L.M. Bregman. The relaxation method of finding the common point of convex sets and its application to the solution of problems in convex programming. *USSR Computational Mathematics and Mathematical Physics*, 7(3): 200 – 217, 1967. [4](#)
- kuang-Fu Cheng and C.K. Chu. Semiparametric density estimation under a two-sample density ratio model. *Bernoulli*, 10, 08 2004. [4](#)
- Victor Chernozhukov, Denis Chetverikov, Mert Demirer, Esther Duflo, Christian Hansen, Whitney Newey, and James Robins. Double/debiased machine learning for treatment and structural parameters. *Econometrics Journal*, 21:C1–C68, 2018. [2](#), [5](#)
- Victor Chernozhukov, Whitney K. Newey, and Rahul Singh. Automatic debiased machine learning of causal and structural effects. *Econometrica*, 90(3):967–1027, 2022. [12](#)
- Victor Chernozhukov, Michael Newey, Whitney K Newey, Rahul Singh, and Vasilis Srygkanis. Automatic debiased machine learning for covariate shifts, 2023. [12](#)
- Corinna Cortes, Yishay Mansour, and Mehryar Mohri. Learning bounds for importance weighting. In *Advances in Neural Information Processing Systems*, volume 23. Curran Associates, Inc., 2010. [12](#)
- A. Gretton, A.J. Smola, J. Huang, Marcel Schmittfull, K.M. Borgwardt, and B. Schölkopf. Covariate shift by kernel mean matching. *Dataset Shift in Machine Learning*, 131-160 (2009), 01 2009. [4](#)
- Joel L. Horowitz and Wolfgang Härdle. Testing a parametric model against a semiparametric alternative. *Econometric Theory*, 10(5):821–848, 1994. ISSN 02664666, 14694360. [12](#)
- Jiayuan Huang, Arthur Gretton, Karsten Borgwardt, Bernhard Schölkopf, and Alex J. Smola. Correcting sample selection bias by unlabeled data. In *Advances in Neural Information Processing Systems*, pp. 601–608. MIT Press, 2007. [4](#)
- Guido W. Imbens and Tony Lancaster. Efficient estimation and stratified sampling. *Journal of Econometrics*, 74(2): 289–318, 1996. [2](#)
- Sergey Ioffe and Christian Szegedy. Batch normalization: Accelerating deep network training by reducing internal covariate shift. In *Proceedings of the 32nd International Conference on Machine Learning*, volume 37, pp. 448–456. PMLR, 07–09 Jul 2015. [8](#)
- Nathan Kallus and Masatoshi Uehara. Double reinforcement learning for efficient off-policy evaluation in markov decision processes. *Journal of Machine Learning Research*, 2020. [17](#)
- Takafumi Kanamori, Shohei Hido, and Masashi Sugiyama. A least-squares approach to direct importance estimation. *Journal of Machine Learning Research*, 10(Jul.):1391–1445, 2009. [4](#), [8](#)
- Takafumi Kanamori, Taiji Suzuki, and Masashi Sugiyama. Statistical analysis of kernel-based least-squares density-ratio estimation. *Machine Learning*, 86(3):335–367, Mar 2012. [4](#), [6](#)
- Masahiro Kato and Takeshi Teshima. Non-negative bregman divergence minimization for deep direct density ratio estimation, 2020. [4](#), [6](#), [8](#)
- Chris A. J. Klaassen. Consistent estimation of the influence function of locally asymptotically linear estimators. *Annals of Statistics*, 15, 1987. [5](#)
- Pang Wei Koh, Shiori Sagawa, Henrik Marklund, Sang Michael Xie, Marvin Zhang, Akshay Balsubramani, Weihua Hu, Michihiro Yasunaga, Richard Lanus Phillips, Irena Gao, Tony Lee, Etienne David, Ian Stavness, Wei Guo, Berton A. Earnshaw, Imran S. Haque, Sara Beery, Jure Leskovec, Anshul Kundaje, Emma Pierson, Sergey Levine, Chelsea Finn, and Percy Liang. Wilds: A benchmark of in-the-wild distribution shifts, 2021. arXiv:2012.07421. [8](#)
- Samory Kpotufe and Guillaume Martinet. Marginal singularity and the benefits of labels in covariate-shift. *The Annals of Statistics*, 49(6):3299 – 3323, 2021. [12](#)
- Qi Lei, Wei Hu, and Jason Lee. Near-optimal linear regression under distribution shift. In *Proceedings of the 38th International Conference on Machine Learning*, volume 139 of *Proceedings of Machine Learning Research*, pp. 6164–6174. PMLR, 18–24 Jul 2021. [12](#)
- Cong Ma, Reese Pathak, and Martin J. Wainwright. Optimally tackling covariate shift in RKHS-based nonparametric regression. *The Annals of Statistics*, 51(2):738 – 761, 2023. [12](#)

- Kota Matsui, Wataru Kumagai, Kenta Kanamori, Mitsuaki Nishikimi, and Takafumi Kanamori. Variable selection for nonparametric learning with power series kernels, 2018. arXiv:1806.00569. [8](#)
- Mohammadreza Mousavi Kalan, Zalan Fabian, Salman Avestimehr, and Mahdi Soltanolkotabi. Minimax lower bounds for transfer learning with linear and one-hidden layer neural networks. In *Advances in Neural Information Processing Systems*, volume 33, pp. 1959–1969. Curran Associates, Inc., 2020. [12](#)
- XuanLong Nguyen, Martin Wainwright, and Michael Jordan. Estimating divergence functionals and the likelihood ratio by convex risk minimization. *IEEE*, 2010. [4](#)
- Reese Pathak, Cong Ma, and Martin Wainwright. A new similarity measure for covariate shift with applications to nonparametric regression. In *Proceedings of the 39th International Conference on Machine Learning*, volume 162 of *Proceedings of Machine Learning Research*, pp. 17517–17530. PMLR, 2022. [12](#)
- Jing Qin. Inferences for case-control and semiparametric two-sample density ratio models. *Biometrika*, 85(3):619–630, 1998. [4](#)
- Maya Ramchandran and Rajarshi Mukherjee. On ensembling vs merging: Least squares and random forests under covariate shift, 2021. arXiv:2106.02589. [8](#)
- Sashank Jakkam Reddi, Barnabás Póczos, and Alex J. Smola. Doubly robust covariate shift correction. In *AAAI*, pp. 2949–2955. AAAI Press, 2015. [4](#), [7](#)
- Benjamin Rhodes, Kai Xu, and Michael U. Gutmann. Telescoping density-ratio estimation. In *International Conference on Neural Information Processing Systems*, Red Hook, NY, USA, 2020. Curran Associates Inc. [4](#)
- Yangjun Ruan, Yann Dubois, and Chris J. Maddison. Optimal representations for covariate shift. In *International Conference on Learning Representations*, 2022. [12](#)
- Johannes Schmidt-Hieber and Petr Zamolodtchikov. Local convergence rates of the least squares estimator with applications to transfer learning, 2022. [12](#)
- Hidetoshi Shimodaira. Improving predictive inference under covariate shift by weighting the log-likelihood function. *Journal of Statistical Planning and Inference*, 90(2):227–244, 2000. [1](#), [2](#), [3](#), [4](#), [7](#), [12](#)
- Masashi Sugiyama. Active learning in approximately linear regression based on conditional expectation of generalization error. *Journal of Machine Learning Research*, 7(6):141–166, 2006. [7](#)
- Masashi Sugiyama and Klaus-Robert Müller. Model selection under covariate shift. In Włodzisław Duch, Janusz Kacprzyk, Erkki Oja, and Sławomir Zadrozny (eds.), *Artificial Neural Networks: Formal Models and Their Applications – ICANN 2005*, pp. 235–240. Springer Berlin Heidelberg, 2005. [7](#)
- Masashi Sugiyama and Shinichi Nakajima. Pool-based active learning in approximate linear regression. *Machine Learning*, 75(3):249–274, 2009. [7](#)
- Masashi Sugiyama, Shinichi Nakajima, Hisashi Kashima, Paul V Buenau, and Motoaki Kawanabe. Direct importance estimation with model selection and its application to covariate shift adaptation. In *NeuIPS*, pp. 1433–1440, 2008. [1](#), [2](#), [7](#)
- Masashi Sugiyama, Taiji Suzuki, and Takafumi Kanamori. Density ratio matching under the bregman divergence: A unified framework of density ratio estimation. *Annals of the Institute of Statistical Mathematics*, 64, 10 2011. [4](#)
- Masashi Sugiyama, Taiji Suzuki, and Takafumi Kanamori. *Density Ratio Estimation in Machine Learning*. Cambridge University Press, New York, NY, USA, 1st edition, 2012. [4](#)
- Ryan J Tibshirani, Rina Foygel Barber, Emmanuel Candes, and Aaditya Ramdas. Conformal prediction under covariate shift. In *Advances in Neural Information Processing Systems*, volume 32. Curran Associates, Inc., 2019. [8](#)
- Trung Q Trinh, Markus Heinonen, Luigi Acerbi, and Samuel Kaski. Tackling covariate shift with node-based Bayesian neural networks. In *International Conference on Machine Learning*, volume 162 of *Proceedings of Machine Learning Research*, pp. 21751–21775. PMLR, 2022. [12](#)
- Masatoshi Uehara, Masahiro Kato, and Shota Yasui. Off-policy evaluation and learning for external validity under a covariate shift. In *Advances in Neural Information Processing Systems*, volume 33. Curran Associates, Inc., 2020. [8](#), [12](#), [19](#)
- A. W. van der Vaart. *Asymptotic statistics*. Cambridge University Press, Cambridge, UK, 1998. [3](#), [18](#)
- Kaizheng Wang. Pseudo-labeling for kernel ridge regression under covariate shift, 2023. arXiv: 2302.10160. [12](#)
- Jeffrey Wooldridge. Asymptotic properties of weighted m-estimators for standard stratified samples. *Econometric Theory*, 17(2):451–470, 2001. [2](#)
- Jeffrey M. Wooldridge. An encompassing approach to conditional mean tests with applications to testing nonnested

- hypotheses. *Journal of Econometrics*, 45(3):331–350, 1990. 12
- Makoto Yamada, Masashi Sugiyama, and Tomoko Matsui. Semi-supervised speaker identification under covariate shift. *Signal Processing*, 90(8):2353–2361, 2010. Special Section on Processing and Analysis of High-Dimensional Masses of Image and Signal Data. 8
- Xuhui Zhang, Jose Blanchet, Soumyadip Ghosh, and Mark S. Squillante. A class of geometric structures in transfer learning: Minimax bounds and optimality. In *International Conference on Artificial Intelligence and Statistics*, volume 151 of *Proceedings of Machine Learning Research*, pp. 3794–3820. PMLR, 28–30 Mar 2022. 12
- H. Zhao, Rémi Tachet des Combes, Kun Zhang, and Geoffrey J. Gordon. On learning invariant representations for domain adaptation. In *International Conference on Machine Learning*, 2019. 12
- Siming Zheng, GUOHAO SHEN, Yuling Jiao, Yuanyuan Lin, and Jian Huang. An error analysis of deep density-ratio estimation with bregman divergence, 2022. URL <https://openreview.net/forum?id=df0BSd3tF9p>. OpenReview. 4
- Wenjing Zheng and Mark J van der Laan. Cross-validated targeted minimum-loss-based estimation. In *Targeted Learning: Causal Inference for Observational and Experimental Data*. 2011. 5

A Related Work

Our technique shares similarities with [Uehara et al. \(2020\)](#), which employs DML in covariate shift adaptation for policy evaluation and learning. Specifically, we employ DML for covariate shift adaptation with a general parameterized regression function. [Chernozhukov et al. \(2023\)](#) also applies DML for addressing a covariate shift, independently of our work. Their study diverges from ours in that they focus on a high-dimensional linear regression model and automatic debiased learning proposed by [Chernozhukov et al. \(2022\)](#), without bypassing the density-ratio estimation. They also derive a different asymptotic distribution from ours, and it is an open issue what yields the difference and what implication each result has. We also address their open issue for applying the DML to classification by showing applicability to the logistic regression in Remark 2.3.

Importance weighting is widely used in statistical methods. [Shimodaira \(2000\)](#) uses it for covariate shift adaptation. [Cortes et al. \(2010\)](#) also discusses the use of importance weighting under statistical learning. In causal inference, methods based on importance-weighting are known as inverse-probability weighting estimators [Horowitz & Härdle \(1994\)](#), and [Uehara et al. \(2020\)](#) generalizes the causal inference methods by adapting a covariate shift.

[Mousavi Kalan et al. \(2020\)](#), [Zhang et al. \(2022\)](#), and [Lei et al. \(2021\)](#) investigate the optimality of the use of parametric models under a covariate shift. [Anonymous \(2023\)](#) confirms the relationship between the problems of model specification and covariate shift adaptation.

By using nonparametric models, we can adapt a covariate shift. This idea has been traditionally used in the context of model specification tests ([Wooldridge, 1990](#)). [Kpotufe & Martinet \(2021\)](#) studies the use of nonparametric models. [Ma et al. \(2023\)](#) shows the minimax optimality of the kernel ridge regression under a covariate shift. [Pathak et al. \(2022\)](#) investigates a similarity measure for covariate shift adaptation using neural networks. [Schmidt-Hieber & Zolotarev \(2022\)](#) proves a certain uniform optimality of nonparametric estimators based on neural networks.

Although we focused on importance weighting, there are other approaches for covariate shift adaptation, including pseudo-labeling ([Wang, 2023](#)) and node-based Bayesian neural networks ([Trinh et al., 2022](#)). [Ben-David et al. \(2006\)](#), [Ben-David et al. \(2010\)](#), [Zhao et al. \(2019\)](#), and [Ruan et al. \(2022\)](#) investigate optimal representation for domain generalization and covariate shift adaptation.

B DR Covariate Shift Adaptation

This section provides a pseudo-code for our proposed DR covariate shift adaptation and a brief introduction of density-ratio estimation.

B.1 Pseudo-code for the DR Covariate Shift Adaptation

While we introduced the DR covariate shift adaptation with 2-fold cross-fitting in Section 4, this section provides general ξ -fold cross-fitting for some $\xi \in \mathbb{N}$ such that $2 \leq \xi < \infty$.

B.2 Density Ratio Estimation

This section provides the formulation of the uLSIF, a method for density-ratio estimation, as a reference.

Let \mathcal{S} be a class of non-negative measurable functions $s : \mathcal{X} \rightarrow \mathbb{R}^+$. We consider minimizing the following squared error between s and r :

$$\mathbb{E}_p[(s(X) - r_0(X_i))^2] = \mathbb{E}_p[r^2(X)] - 2\mathbb{E}_q[s(\tilde{X})] + \mathbb{E}_p[s^2(X)]. \quad (2)$$

The first term of the last equation does not affect the result of minimization, and we can ignore the term, i.e., the density ratio is estimated through the following minimization problem:

$$s^* = \arg \min_{s \in \mathcal{S}} \{ \mathbb{E}_p[r^2(X)] - 2\mathbb{E}_q[s(X)] + \mathbb{E}_p[s^2(X)] \} = \arg \min_{s \in \mathcal{S}} \left\{ \frac{1}{2} \mathbb{E}_p[s^2(X)] - \mathbb{E}_q[s(\tilde{X})] \right\}.$$

By replacing the population values with sample approximations, we can estimate r_0 by using observations with least-squares.

Algorithm 1 DR covariate shift adaptation

Input: Train data $\{(Y_i, X_i)\}_{i=1}^n$ and test data $\{\tilde{X}_j\}_{j=1}^m$. Parametric regression models \mathcal{G} .

Take a ξ -fold random partition and $\{D_{(\ell)}\}_{\ell=1}^\xi$ such that $\tilde{D}_{(\ell)} = \{(Y_{(i,\ell)}, X_{(i,\ell)})\}_{i=1}^{n_{(\ell)}}$ and the size of each fold $\tilde{D}_{(\ell)}$ is $n_\xi = n_{(\ell)}$.

Take a ξ -fold random partition $\{\tilde{D}_{(\ell)}\}_{\ell=1}^\xi$ such that $\tilde{D}_{(\ell)} = \{\tilde{X}_{(j,\ell)}\}_{j=1}^{m_{(\ell)}}$ and the size of each fold $\tilde{D}_{(\ell)}$ is $m_\xi = m_{(\ell)}$.

For each $\ell \in [\xi]$, define $D_{(-\ell)} := \{D_{(\ell')}\}_{\ell' \neq \ell}$ and $\tilde{D}_{(-\ell)} = \{\tilde{D}_{(-\ell')}\}_{\ell' \neq \ell}$.

for $\ell \in [\xi]$ **do**

Construct estimators $\hat{r}_{(-\ell)}$ and $\hat{f}_{(-\ell)}$ using $D_{(-\ell)}$ and $\tilde{D}_{(-\ell)}$.

Construct a risk estimator

$$\begin{aligned} \hat{\mathcal{R}}_{(\ell)}(\beta) &:= \frac{1}{n_{(2)}} \sum_{i=1}^{n_{(\ell)}} \left\{ (Y_{(i,\ell)} - g_\beta(X_{(i,\ell)}))^2 - \left(\hat{f}_{(-\ell)}(X_{(i,\ell)}) - g_\beta(X_{(i,\ell)}) \right)^2 \right\} \hat{r}_{(-\ell)}(X_{(i,\ell)}) \\ &\quad + \frac{1}{m_{(\ell)}} \sum_{j=1}^{m_{(\ell)}} \left\{ \left(\hat{f}_{(-\ell)}(\tilde{X}_{(j,\ell)}) - g_\beta(\tilde{X}_{(j,\ell)}) \right)^2 \right\}. \end{aligned}$$

end for

Construct an estimator

$$\hat{\beta}^{\text{DR}} = \arg \min_{\beta \in \Theta} \left\{ \hat{\mathcal{R}}_{(2)}(\beta) \right\}_{\ell \in [\xi]}.$$

C Proof of Theorem 4.3

Let $[b]_a$ be an a -th element of a vector b . To prove Theorem 4.3, we use the following lemma. The proof is shown in Appendix D.

Lemma C.1. *Under the same conditions in Theorem 4.3, the following holds:*

$$\begin{aligned} \sqrt{n} \left[\sum_{\ell \in \{1,2\}} \left\{ \frac{1}{n_{(\ell)}} \sum_{i=1}^{n_{(\ell)}} (Y_{(i,\ell)} - \hat{f}_{(-\ell)}(X_{(i,\ell)})) \hat{r}_{(-\ell)}(X_{(i,\ell)}) \dot{g}_{\beta_0}(X_{(i,\ell)}) + \frac{1}{m_{(\ell)}} \sum_{j=1}^{m_{(\ell)}} (\hat{f}_{(-\ell)}(\tilde{X}_{(j,\ell)}) - g_{\beta_0}(\tilde{X}_{(j,\ell)})) \dot{g}_{\beta_0}(\tilde{X}_{(j,\ell)}) \right\} \right. \\ \left. - \sum_{\ell \in \{1,2\}} \left\{ \frac{1}{n_{(\ell)}} \sum_{i=1}^{n_{(\ell)}} (Y_{(i,\ell)} - f_0(X_{(i,\ell)})) r_0(X_{(i,\ell)}) \dot{g}_{\beta_0}(X_{(i,\ell)}) \right\} \right]_a = o_p(1). \end{aligned}$$

Then, we show Theorem 4.3.

Proof of Theorem 4.3. For the empirical risk, the first order condition of the optimal regression model is given as

$$\begin{aligned} \sum_{\ell \in \{1,2\}} \left\{ \frac{1}{n_{(\ell)}} \sum_{i=1}^{n_{(\ell)}} (Y_{(i,\ell)} - \hat{f}_{(-\ell)}(X_{(i,\ell)})) \hat{r}_{(-\ell)}(X_{(i,\ell)}) \dot{g}_{\hat{\beta}^{\text{DR}}}(X_{(i,\ell)}) \right. \\ \left. + \frac{1}{m_{(\ell)}} \sum_{j=1}^{m_{(\ell)}} (\hat{f}_{(-\ell)}(\tilde{X}_{(j,\ell)}) - g_{\hat{\beta}^{\text{DR}}}(\tilde{X}_{(j,\ell)})) \dot{g}_{\hat{\beta}^{\text{DR}}}(\tilde{X}_{(j,\ell)}) \right\} = \mathbf{0}. \end{aligned}$$

From the Taylor expansion, it holds that

$$\sum_{\ell \in \{1,2\}} \left\{ \frac{1}{n_{(\ell)}} \sum_{i=1}^{n_{(\ell)}} (Y_{(i,\ell)} - \hat{f}_{(-\ell)}(X_{(i,\ell)})) \hat{r}_{(-\ell)}(X_{(i,\ell)}) \dot{g}_{\hat{\beta}^{\text{DR}}}(X_{(i,\ell)}) + \frac{1}{m_{(\ell)}} \sum_{j=1}^{m_{(\ell)}} (\hat{f}_{(-\ell)}(\tilde{X}_{(j,\ell)}) - g_{\hat{\beta}^{\text{DR}}}(\tilde{X}_{(j,\ell)})) \dot{g}_{\hat{\beta}^{\text{DR}}}(\tilde{X}_{(j,\ell)}) \right\}$$

$$\begin{aligned}
&= \sum_{\ell \in \{1,2\}} \left\{ \frac{1}{n^{(\ell)}} \sum_{i=1}^{n^{(\ell)}} \left(Y_{(i,\ell)} - \hat{f}_{(-\ell)}(X_{(i,\ell)}) \right) \hat{r}_{(-\ell)}(X_{(i,\ell)}) \dot{g}_{\beta_0}(X_{(i,\ell)}) + \frac{1}{m^{(\ell)}} \sum_{j=1}^{m^{(\ell)}} \left(\hat{f}_{(-\ell)}(\tilde{X}_{(j,\ell)}) - g_{\beta_0}(\tilde{X}_{(j,\ell)}) \right) \dot{g}_{\beta_0}(\tilde{X}_{(j,\ell)}) \right\} \\
&\quad + \left(\beta_0 - \hat{\beta}^{\text{DR}} \right) \sum_{\ell \in \{1,2\}} \left\{ \frac{1}{n^{(\ell)}} \sum_{i=1}^{n^{(\ell)}} \left(Y_{(i,\ell)} - \hat{f}_{(-\ell)}(X_{(i,\ell)}) \right) \hat{r}_{(-\ell)}(X_{(i,\ell)}) \dot{g}_{\beta_0}(X_{(i,\ell)}) \right. \\
&\quad \left. - \frac{1}{m^{(\ell)}} \sum_{j=1}^{m^{(\ell)}} \left\{ \dot{g}_{\beta_0}(\tilde{X}_{(j,\ell)}) \dot{g}_{\beta_0}(\tilde{X}_{(j,\ell)}) + \left(\hat{f}_{(-\ell)}(\tilde{X}_{(j,\ell)}) - g_{\beta_0}(\tilde{X}_{(j,\ell)}) \right) \ddot{g}_{\beta_0}(\tilde{X}_{(j,\ell)}) \right\} \right\}.
\end{aligned}$$

Then, we have

$$\sqrt{n} \left(\beta_0 - \hat{\beta}^{\text{DR}} \right) = \sqrt{n} A^{-1} B,$$

where

$$\begin{aligned}
A &= \sum_{\ell \in \{1,2\}} \left\{ \frac{1}{n^{(\ell)}} \sum_{i=1}^{n^{(\ell)}} \left(Y_{(i,\ell)} - \hat{f}_{(-\ell)}(X_{(i,\ell)}) \right) \hat{r}_{(-\ell)}(X_{(i,\ell)}) \ddot{g}_{\beta_0}(X_{(i,\ell)}) \right. \\
&\quad \left. - \frac{1}{m^{(\ell)}} \sum_{j=1}^{m^{(\ell)}} \left\{ \dot{g}_{\beta_0}(\tilde{X}_{(j,\ell)}) \dot{g}_{\beta_0}(\tilde{X}_{(j,\ell)}) + \left(\hat{f}_{(-\ell)}(\tilde{X}_{(j,\ell)}) - g_{\beta_0}(\tilde{X}_{(j,\ell)}) \right) \ddot{g}_{\beta_0}(\tilde{X}_{(j,\ell)}) \right\} \right\}, \\
B &= \sum_{\ell \in \{1,2\}} \left\{ \frac{1}{n^{(\ell)}} \sum_{i=1}^{n^{(\ell)}} \left(Y_{(i,\ell)} - \hat{f}_{(-\ell)}(X_{(i,\ell)}) \right) \hat{r}_{(-\ell)}(X_{(i,\ell)}) \dot{g}_{\beta_0}(X_{(i,\ell)}) + \frac{1}{m^{(\ell)}} \sum_{j=1}^{m^{(\ell)}} \left(\hat{f}_{(-\ell)}(\tilde{X}_{(j,\ell)}) - g_{\beta_0}(\tilde{X}_{(j,\ell)}) \right) \dot{g}_{\beta_0}(\tilde{X}_{(j,\ell)}) \right\}.
\end{aligned}$$

In the following parts, we show

$$A^{-1} \xrightarrow{P} \mathbb{E}_q \left[\dot{g}_{\beta_0}^\top(\tilde{X}) \dot{g}_{\beta_0}(\tilde{X}) \right]^{-1}, \quad (3)$$

and

$$\sqrt{n} B \xrightarrow{d} \mathcal{N} \left(0, \mathbb{E}_q \left[\sigma^2(\tilde{X}) r_0(\tilde{X}) \left\{ \dot{g}_{\beta_0}(\tilde{X}) \dot{g}_{\beta_0}^\top(\tilde{X}) \right\} \right] \right), \quad (4)$$

separately.

Proof of Eq. (3). Because $\hat{f}_{(-\ell)} \xrightarrow{P} f_0$ as $n_{(-\ell)} \rightarrow \infty$, it holds that

$$A \xrightarrow{P} \mathbb{E} \left[\dot{g}_{\beta_0}^\top(\tilde{X}) \dot{g}_{\beta_0}(\tilde{X}) \right]$$

as $m_{(1)} \rightarrow \infty$. Therefore, if $\mathbb{E} \left[\dot{g}_{\beta_0}^\top(\tilde{X}) \dot{g}_{\beta_0}(\tilde{X}) \right]^{-1}$ exists, then we have

$$A^{-1} \xrightarrow{P} \mathbb{E}_q \left[\dot{g}_{\beta_0}^\top(\tilde{X}) \dot{g}_{\beta_0}(\tilde{X}) \right]^{-1}$$

as $m_{(1)} \rightarrow \infty$.

Proof of Eq. (4). Next, we show Eq. (4). To show Eq. (4), we consider the following decomposition:

$$\begin{aligned}
B &= \sum_{\ell \in \{1,2\}} \left\{ \frac{1}{n^{(\ell)}} \sum_{i=1}^{n^{(\ell)}} \left(Y_{(i,\ell)} - \hat{f}_{(-\ell)}(X_{(i,\ell)}) \right) \hat{r}_{(-\ell)}(X_{(i,\ell)}) \dot{g}_{\beta_0}(X_{(i,\ell)}) + \frac{1}{m^{(\ell)}} \sum_{j=1}^{m^{(\ell)}} \left(\hat{f}_{(-\ell)}(\tilde{X}_{(j,\ell)}) - g_{\beta_0}(\tilde{X}_{(j,\ell)}) \right) \dot{g}_{\beta_0}(\tilde{X}_{(j,\ell)}) \right\} \\
&= \sum_{\ell \in \{1,2\}} \left\{ \frac{1}{n^{(\ell)}} \sum_{i=1}^{n^{(\ell)}} \left(Y_{(i,\ell)} - \hat{f}_{(-\ell)}(X_{(i,\ell)}) \right) \hat{r}_{(-\ell)}(X_{(i,\ell)}) \dot{g}_{\beta_0}(X_{(i,\ell)}) + \frac{1}{m^{(\ell)}} \sum_{j=1}^{m^{(\ell)}} \left(\hat{f}_{(-\ell)}(\tilde{X}_{(j,\ell)}) - g_{\beta_0}(\tilde{X}_{(j,\ell)}) \right) \dot{g}_{\beta_0}(\tilde{X}_{(j,\ell)}) \right\}
\end{aligned}$$

$$- \sum_{\ell \in \{1,2\}} \left\{ \frac{1}{n^{(\ell)}} \sum_{i=1}^{n^{(\ell)}} (Y_{(i,\ell)} - f_0(X_{(i,\ell)})) r_0(X_{(i,\ell)}) \dot{g}_{\beta_0}(X_{(i,\ell)}) \right\} + \sum_{\ell \in \{1,2\}} \left\{ \frac{1}{n^{(\ell)}} \sum_{i=1}^{n^{(\ell)}} (Y_{(i,\ell)} - f_0(X_{(i,\ell)})) r_0(X_{(i,\ell)}) \dot{g}_{\beta_0}(X_{(i,\ell)}) \right\}.$$

From Lemma C.1, it holds that

$$\begin{aligned} & \sqrt{n} \left[\sum_{\ell \in \{1,2\}} \left\{ \frac{1}{n^{(\ell)}} \sum_{i=1}^{n^{(\ell)}} (Y_{(i,\ell)} - \hat{f}_{(-\ell)}(X_{(i,\ell)})) \hat{r}_{(-\ell)}(X_{(i,\ell)}) \dot{g}_{\beta_0}(X_{(i,\ell)}) + \frac{1}{m^{(\ell)}} \sum_{j=1}^{m^{(\ell)}} (\hat{f}_{(-\ell)}(\tilde{X}_{(j,\ell)}) - g_{\beta_0}(\tilde{X}_{(j,\ell)})) \dot{g}_{\beta_0}(\tilde{X}_{(j,\ell)}) \right\} \right. \\ & \quad \left. - \sum_{\ell \in \{1,2\}} \left\{ \frac{1}{n^{(\ell)}} \sum_{i=1}^{n^{(\ell)}} (Y_{(i,\ell)} - f_0(X_{(i,\ell)})) r_0(X_{(i,\ell)}) \dot{g}_{\beta_0}(X_{(i,\ell)}) \right\} \right]_a \\ & = o_p(1). \end{aligned} \tag{5}$$

Therefore, we obtain

$$\sqrt{n}B = \sqrt{n} \sum_{\ell \in \{1,2\}} \frac{1}{n^{(\ell)}} \sum_{i=1}^{n^{(\ell)}} (Y_{(i,\ell)} - f_0(X_{(i,\ell)})) r_0(X_{(i,\ell)}) \dot{g}_{\beta_0}(X_{(i,\ell)}) + o_p(1),$$

which immediately yields Eq. (4). \square

D Proof of Lemma C.1

To show Eq. (5), we use the following decomposition:

$$\begin{aligned} & \sqrt{n} \left\{ \frac{1}{n^{(\ell)}} \sum_{i=1}^{n^{(\ell)}} (Y_{(i,\ell)} - \hat{f}_{(-\ell)}(X_{(i,\ell)})) \hat{r}_{(-\ell)}(X_{(i,\ell)}) \dot{g}_{\beta_0}(X_{(i,\ell)}) + \frac{1}{m^{(\ell)}} \sum_{j=1}^{m^{(\ell)}} (\hat{f}_{(-\ell)}(\tilde{X}_{(j,\ell)}) - g_{\beta_0}(\tilde{X}_{(j,\ell)})) \dot{g}_{\beta_0}(\tilde{X}_{(j,\ell)}) \right\} \\ & \quad - \left\{ \frac{1}{n^{(\ell)}} \sum_{i=1}^{n^{(\ell)}} (Y_{(i,\ell)} - f_0(X_{(i,\ell)})) r_0(X_{(i,\ell)}) \dot{g}_{\beta_0}(X_{(i,\ell)}) \right\} \\ & = \sqrt{n} \left\{ \frac{1}{n^{(\ell)}} \sum_{i=1}^{n^{(\ell)}} (Y_{(i,\ell)} - \hat{f}_{(-\ell)}(X_{(i,\ell)})) \hat{r}_{(-\ell)}(X_{(i,\ell)}) \dot{g}_{\beta_0}(X_{(i,\ell)}) + \frac{1}{m^{(\ell)}} \sum_{j=1}^{m^{(\ell)}} \hat{f}_{(-\ell)}(\tilde{X}_{(j,\ell)}) \dot{g}_{\beta_0}(\tilde{X}_{(j,\ell)}) \right\} \\ & \quad - \left\{ \frac{1}{n^{(\ell)}} \sum_{i=1}^{n^{(\ell)}} (Y_{(i,\ell)} - f_0(X_{(i,\ell)})) r_0(X_{(i,\ell)}) \dot{g}_{\beta_0}(X_{(i,\ell)}) + \frac{1}{m^{(\ell)}} \sum_{j=1}^{m^{(\ell)}} g_{\beta_0}(\tilde{X}_{(j,\ell)}) \dot{g}_{\beta_0}(\tilde{X}_{(j,\ell)}) \right\} \\ & = \sqrt{n} \left\{ \frac{1}{n^{(\ell)}} \sum_{i=1}^{n^{(\ell)}} (Y_{(i,\ell)} - \hat{f}_{(-\ell)}(X_{(i,\ell)})) \hat{r}_{(-\ell)}(X_{(i,\ell)}) \dot{g}_{\beta_0}(X_{(i,\ell)}) + \frac{1}{m^{(\ell)}} \sum_{j=1}^{m^{(\ell)}} \hat{f}_{(-\ell)}(\tilde{X}_{(j,\ell)}) \dot{g}_{\beta_0}(\tilde{X}_{(j,\ell)}) \right\} \\ & \quad - \left\{ \frac{1}{n^{(\ell)}} \sum_{i=1}^{n^{(\ell)}} (Y_{(i,\ell)} - f_0(X_{(i,\ell)})) r_0(X_{(i,\ell)}) \dot{g}_{\beta_0}(X_{(i,\ell)}) + \frac{1}{m^{(\ell)}} \sum_{j=1}^{m^{(\ell)}} g_{\beta_0}(\tilde{X}_{(j,\ell)}) \dot{g}_{\beta_0}(\tilde{X}_{(j,\ell)}) \right\} \\ & - \sqrt{n} \mathbb{E} \left[\left\{ \frac{1}{n^{(\ell)}} \sum_{i=1}^{n^{(\ell)}} (Y_{(i,\ell)} - \hat{f}_{(-\ell)}(X_{(i,\ell)})) \hat{r}_{(-\ell)}(X_{(i,\ell)}) \dot{g}_{\beta_0}(X_{(i,\ell)}) + \frac{1}{m^{(\ell)}} \sum_{j=1}^{m^{(\ell)}} \hat{f}_{(-\ell)}(\tilde{X}_{(j,\ell)}) \dot{g}_{\beta_0}(\tilde{X}_{(j,\ell)}) \right\} \right. \\ & \quad \left. - \left\{ \frac{1}{n^{(\ell)}} \sum_{i=1}^{n^{(\ell)}} (Y_{(i,\ell)} - f_0(X_{(i,\ell)})) r_0(X_{(i,\ell)}) \dot{g}_{\beta_0}(X_{(i,\ell)}) + \frac{1}{m^{(\ell)}} \sum_{j=1}^{m^{(\ell)}} g_{\beta_0}(\tilde{X}_{(j,\ell)}) \dot{g}_{\beta_0}(\tilde{X}_{(j,\ell)}) \right\} \right] \\ & + \sqrt{n} \mathbb{E} \left[\left\{ \frac{1}{n^{(\ell)}} \sum_{i=1}^{n^{(\ell)}} (Y_{(i,\ell)} - \hat{f}_{(-\ell)}(X_{(i,\ell)})) \hat{r}_{(-\ell)}(X_{(i,\ell)}) \dot{g}_{\beta_0}(X_{(i,\ell)}) + \frac{1}{m^{(\ell)}} \sum_{j=1}^{m^{(\ell)}} \hat{f}_{(-\ell)}(\tilde{X}_{(j,\ell)}) \dot{g}_{\beta_0}(\tilde{X}_{(j,\ell)}) \right\} \right. \\ & \quad \left. - \left\{ \frac{1}{n^{(\ell)}} \sum_{i=1}^{n^{(\ell)}} (Y_{(i,\ell)} - f_0(X_{(i,\ell)})) r_0(X_{(i,\ell)}) \dot{g}_{\beta_0}(X_{(i,\ell)}) + \frac{1}{m^{(\ell)}} \sum_{j=1}^{m^{(\ell)}} g_{\beta_0}(\tilde{X}_{(j,\ell)}) \dot{g}_{\beta_0}(\tilde{X}_{(j,\ell)}) \right\} \right] \end{aligned}$$

$$- \left\{ \frac{1}{n^{(\ell)}} \sum_{i=1}^{n^{(\ell)}} (Y_{(i,\ell)} - f_0(X_{(i,\ell)})) r_0(X_{(i,\ell)}) \dot{g}_{\beta_0}(X_{(i,\ell)}) + \frac{1}{m^{(\ell)}} \sum_{j=1}^{m^{(\ell)}} g_{\beta_0}(\tilde{X}_{(j,\ell)}) \dot{g}_{\beta_0}(\tilde{X}_{(j,\ell)}) \right\}.$$

For a measurable function $\psi : \mathcal{X} \times \mathcal{R} \rightarrow \mathbb{R}$ and $\psi' : \mathcal{X} \rightarrow \mathbb{R}$, let us define the empirical expectations over the labeled and unlabeled data as

$$\mathbb{E}_{n^{(\ell)}}[\psi(X_{(i,\ell)}, Y_{(i,\ell)})] := \frac{1}{n^{(\ell)}} \sum_{i=1}^{n^{(\ell)}} \psi(X_{(i,\ell)}, Y_{(i,\ell)}), \quad \mathbb{E}_{m^{(\ell)}}[\psi(\tilde{X}_{(j,\ell)})] := \frac{1}{m^{(\ell)}} \sum_{j=1}^{m^{(\ell)}} \psi'(\tilde{X}_{(j,\ell)}).$$

We denote

$$\phi_1(x, y; f, r) := (y - f(x)) \dot{g}_{\beta_0}(x) r(x), \quad \phi_2(x; f) := \dot{g}_{\beta_0}(x) f(x).$$

Then, in the following proof, we separately show the following two inequalities:

$$\begin{aligned} & \frac{\sqrt{n}}{\sqrt{n^{(1)}}} \mathbb{G}_{n^{(1)}}(\phi_1(X_{(i,1)}, Y_{(i,1)}; \hat{f}_{(-1)}, \hat{r}_{(-1)}) - \phi_1(X_{(i,1)}, Y_{(i,1)}; f_0, r_0)) \\ & + \frac{\sqrt{n}}{\sqrt{m^{(1)}}} \mathbb{G}_{m^{(1)}}(\phi_2(\tilde{X}_{(j,1)}; \hat{f}_{(-1)}) - \phi_2(\tilde{X}_{(j,1)}; f_0)) = o_p(1), \end{aligned} \quad (6)$$

and

$$\begin{aligned} & \sqrt{n} \left\{ \mathbb{E}_p \left[\phi_1(X_{(i,1)}, Y_{(i,1)}; \hat{f}_{(-1)}, \hat{r}_{(-1)}) | \hat{f}_{(-1)}, \hat{r}_{(-1)} \right] - \mathbb{E}_p \left[\phi_1(X_{(i,1)}, Y_{(i,1)}; f_0, r_0) | \hat{f}_{(-1)}, \hat{r}_{(-1)} \right] \right. \\ & \quad \left. + \mathbb{E}_q \left[\phi_2(\tilde{X}_{(j,1)}; \hat{f}_{(-1)}) | \hat{f}_{(-1)} \right] - \mathbb{E}_q \left[\phi_2(\tilde{X}_{(j,1)}; f_0) | \hat{f}_{(-1)} \right] \right\} \\ & = o_p(1), \end{aligned} \quad (7)$$

where $\mathbb{G}_{n^{(\ell)}}$ and $\tilde{\mathbb{G}}_{m^{(\ell)}}$ are empirical processes for functions $\psi_1 : \mathcal{X} \times \mathbb{R} \times \mathcal{F} \times \mathcal{R} \rightarrow \mathbb{R}$ and $\psi_2 : \mathcal{X} \times \mathcal{R} \rightarrow \mathbb{R}$ defined as

$$\begin{aligned} \mathbb{G}_{n^{(\ell)}}(\psi_1(X_{(i,1)}, Y_{(i,1)}; f, r)) &= \sqrt{n^{(1)}} (\mathbb{E}_n[\psi_1(X_{(i,1)}, Y_{(i,1)}; f, r)] - \mathbb{E}_p[\psi_1(X, Y; f, r) | f, r]) \\ \tilde{\mathbb{G}}_{m^{(\ell)}}(\psi_2(\tilde{X}_{(j,1)}; f)) &= \sqrt{m^{(1)}} (\mathbb{E}_m[\psi_2(\tilde{X}_{(j,1)}; f)] - \mathbb{E}_q[\psi_2(\tilde{X}; f) | r]). \end{aligned}$$

Step 1: Proof of Eq. (6). If we can show that for any $\epsilon > 0$,

$$\begin{aligned} \lim_{n, m \rightarrow \infty} \mathbb{P} \left[\left| \frac{\sqrt{n}}{\sqrt{n^{(1)}}} \mathbb{G}_{n^{(1)}}(\phi_1(X_{(i,1)}, Y_{(i,1)}; \hat{f}_{(-1)}, \hat{r}_{(-1)}) - \phi_1(X_{(i,1)}, Y_{(i,1)}; f_0, r_0)) \right. \right. \\ \left. \left. + \frac{\sqrt{n}}{\sqrt{m^{(1)}}} \mathbb{G}_{m^{(1)}}(\phi_2(\tilde{X}_{(j,1)}; \hat{f}_{(-1)}) - \phi_2(\tilde{X}_{(j,1)}; f_0)) \right| > \epsilon | D_{(2)} \right] = 0, \end{aligned} \quad (8)$$

then by the bounded convergence theorem, we would have

$$\begin{aligned} \lim_{n \rightarrow \infty} P \left[\left| \frac{\sqrt{n}}{\sqrt{n^{(1)}}} \mathbb{G}_{n^{(1)}}(\phi_1(X_{(i,1)}, Y_{(i,1)}; \hat{f}_{(-1)}, \hat{r}_{(-1)}) - \phi_1(X_{(i,1)}, Y_{(i,1)}; f_0, r_0)) \right. \right. \\ \left. \left. + \frac{\sqrt{n}}{\sqrt{m^{(1)}}} \mathbb{G}_{m^{(1)}}(\phi_2(\tilde{X}_{(j,1)}; \hat{f}_{(-1)}) - \phi_2(\tilde{X}_{(j,1)}; f_0)) \right| > \epsilon | D_{(2)} \right] = 0, \end{aligned}$$

yielding the statement.

To show Eq. (8), we show that the conditional mean is 0 and the conditional variance is $o_p(1)$. Then, Eq. (8) is proved by the Chebyshev inequality following the proof of (Kallus & Uehara, 2020, Theorem 4). The conditional mean is

$$\begin{aligned}
& \mathbb{E} \left[\frac{\sqrt{n}}{\sqrt{n_{(1)}}} \mathbb{G}_{n_{(1)}} (\phi_1(X_{(i,1)}, Y_{(i,1)}; \hat{f}_{(-1)}, \hat{r}_{(-1)}) - \phi_1(X_{(i,1)}, Y_{(i,1)}; f_0, r_0)) \right. \\
& \quad \left. + \frac{\sqrt{n}}{\sqrt{m_{(1)}}} \mathbb{G}_{m_{(1)}} (\phi_2(\tilde{X}_{(j,1)}; \hat{f}_{(-1)}) - \phi_2(\tilde{X}_{(j,1)}; f_0)) | D_{(2)}, \tilde{D}_{(2)} \right] \\
&= \mathbb{E} \left[\frac{\sqrt{n}}{\sqrt{n_{(1)}}} \mathbb{G}_{n_{(1)}} (\phi_1(X_{(i,1)}, Y_{(i,1)}; \hat{f}_{(-1)}, \hat{r}_{(-1)}) - \phi_1(X_{(i,1)}, Y_{(i,1)}; f_0, r_0)), \right. \\
& \quad \left. + \frac{\sqrt{n}}{\sqrt{m_{(1)}}} \mathbb{G}_{m_{(1)}} (\phi_2(\tilde{X}_{(j,1)}; \hat{f}_{(-1)}) - \phi_2(\tilde{X}_{(j,1)}; f_0)) | \hat{f}_{(-1)}, \hat{r}_{(-1)} \right] \\
&= 0.
\end{aligned}$$

The conditional variance is bounded as

$$\begin{aligned}
& \text{Var} \left[\frac{\sqrt{n}}{\sqrt{n_{(1)}}} \mathbb{G}_{n_{(1)}} (\phi_1(X_{(i,1)}, Y_{(i,1)}; \hat{f}_{(-1)}, \hat{r}_{(-1)}) - \phi_1(X_{(i,1)}, Y_{(i,1)}; f_0, r_0)), \right. \\
& \quad \left. + \frac{\sqrt{n}}{\sqrt{m_{(1)}}} \mathbb{G}_{m_{(1)}} (\phi_2(\tilde{X}_{(j,1)}; \hat{f}_{(-1)}) - \phi_2(\tilde{X}_{(j,1)}; f_0)) | D_{(2)}, \tilde{D}_{(2)} \right] \\
&= \frac{n}{n_{(1)}} \text{Var} \left[\phi_1(X_{(i,1)}, Y_{(i,1)}; \hat{f}_{(-1)}, \hat{r}_{(-1)}) - \phi_1(X_{(i,1)}, Y_{(i,1)}; f_0, r_0) | D_{(2)}, \tilde{D}_{(2)} \right] \\
& \quad + \frac{n}{m_{(1)}} \text{Var} \left[\phi_2(\tilde{X}_{(j,1)}; \hat{f}_{(-1)}) - \phi_2(\tilde{X}_{(j,1)}; f_0) | \hat{f}_{(-1)}, \hat{r}_{(-1)} | D_{(2)}, \tilde{D}_{(2)} \right] \\
&= \frac{n}{n_{(1)}} \mathbb{E}_p \left[\left\{ \phi_1(X_{(i,1)}, Y_{(i,1)}; \hat{f}_{(-1)}, \hat{r}_{(-1)}) - \phi_1(X_{(i,1)}, Y_{(i,1)}; f_0, r_0) \right\}^2 | D_{(2)}, \tilde{D}_{(2)} \right] \\
& \quad + \frac{n}{m_{(1)}} \mathbb{E}_q \left[\left\{ \phi_2(\tilde{X}_{(j,1)}; \hat{f}_{(-1)}) - \phi_2(\tilde{X}_{(j,1)}; f_0) | \hat{f}_{(-1)}, \hat{r}_{(-1)} \right\}^2 | D_{(2)}, \tilde{D}_{(2)} \right] \\
&= o_p(1)
\end{aligned}$$

Here, we used

$$\frac{n}{n_{(1)}} \mathbb{E}_p \left[\left\{ \phi_1(X_{(i,1)}, Y_{(i,1)}; \hat{f}_{(-1)}, \hat{r}_{(-1)}) - \phi_1(X_{(i,1)}, Y_{(i,1)}; f_0, r_0) \right\}^2 | D_{(2)}, \tilde{D}_{(2)} \right] = o_p(1), \quad (9)$$

and

$$\frac{n}{m_{(1)}} \mathbb{E}_q \left[\left\{ \phi_2(\tilde{X}_{(j,1)}; \hat{f}_{(-1)}) - \phi_2(\tilde{X}_{(j,1)}; f_0) | \hat{f}_{(-1)}, \hat{r}_{(-1)} \right\}^2 | D_{(2)}, \tilde{D}_{(2)} \right] = o_p(1). \quad (10)$$

The first equation Eq. (9) is proved by

$$\begin{aligned}
& \mathbb{E}_p \left[\left\{ \dot{g}_{\beta_0}(X_{(i,1)})(Y_{(i,1)} - \hat{f}_{(-1)}(X_{(i,1)})) \hat{r}_{(-1)}(X_{(i,1)}) - \dot{g}_{\beta_0}(x)(Y_{(i,1)} - f_0(X_{(i,1)})) r_0(X_{(i,1)}) \right\}^2 | D_{(2)}, \tilde{D}_{(2)} \right] \\
&= \mathbb{E}_p \left[\left\{ \dot{g}_{\beta_0}(X_{(i,1)})(Y_{(i,1)} - \hat{f}_{(-1)}(X_{(i,1)})) \hat{r}_{(-1)}(X_{(i,1)}) - \dot{g}_{\beta_0}(x)(Y_{(i,1)} - f_0(X_{(i,1)})) \hat{r}_{(-1)}(X_{(i,1)}) \right\}^2 \right]
\end{aligned}$$

$$\begin{aligned}
& + \dot{g}_{\beta_0}(x)(Y_{(i,1)} - f_0(X_{(i,1)}))\widehat{r}_{(-1)}(X_{(i,1)}) - \dot{g}_{\beta_0}(x)(Y_{(i,1)} - f_0(X_{(i,1)}))r_0(X_{(i,1)}) \Big\}^2 |D_{(2)}, \widetilde{D}_{(2)} \Big] \\
& \leq 2\mathbb{E}_p \left[\left\{ \dot{g}_{\beta_0}(X_{(i,1)})(Y_{(i,1)} - \widehat{f}_{(-1)}(X_{(i,1)}))\widehat{r}_{(-1)}(X_{(i,1)}) - \dot{g}_{\beta_0}(x)(Y_{(i,1)} - f_0(X_{(i,1)}))\widehat{r}_{(-1)}(X_{(i,1)}) \right\}^2 |D_{(2)}, \widetilde{D}_{(2)} \right] \\
& \quad + 2\mathbb{E}_p \left[\left\{ \dot{g}_{\beta_0}(X_{(i,1)})(Y_{(i,1)} - f_0(X_{(i,1)}))\widehat{r}_{(-1)}(X_{(i,1)}) - \dot{g}_{\beta_0}(x)(Y_{(i,1)} - f_0(X_{(i,1)}))r_0(X_{(i,1)}) \right\}^2 |D_{(2)}, \widetilde{D}_{(2)} \right] \\
& \leq 2C \|f_0 - \widehat{f}_{(-1)}\|_2^2 + 2 \times 4R_{\max}^2 \|\widehat{r}_{(-1)} - r_0\|_2^2
\end{aligned}$$

Here, we have used a parallelogram law from the second line to the third line. We have use $0 < \widehat{r}_0 < C$ and $Y_{(i,1)}, |\widehat{f}_{(-1)}| < R_{\max}$ according to the Assumptions 2.1 and 2.2 and convergence rate conditions, from the third line to the fourth line. The second equation Eq. (10) is proved by Jensen's inequality.

Step 2: Proof of Eq. (7). We have

$$\begin{aligned}
& \left| \mathbb{E}_p \left[\phi_1(X_{(i,1)}, Y_{(i,1)}; \widehat{f}_{(-1)}, \widehat{r}_{(-1)}) | \widehat{f}_{(-1)}, \widehat{r}_{(-1)} \right] - \mathbb{E}_p \left[\phi_1(X_{(i,1)}, Y_{(i,1)}; f_0, r_0) | \widehat{f}_{(-1)}, \widehat{r}_{(-1)} \right] \right. \\
& \quad \left. + \mathbb{E}_q \left[\phi_2(\widetilde{X}_{(j,1)}; \widehat{f}_{(-1)}) | \widehat{f}_{(-1)} \right] - \mathbb{E}_q \left[\phi_2(\widetilde{X}_{(j,1)}; f_0) | \widehat{f}_{(-1)}, \widehat{r}_{(-1)} \right] \right| \\
& = \left| \mathbb{E}_p \left[\dot{g}_{\beta_0}(X_{(i,1)})(Y_{(i,1)} - \widehat{f}_{(-1)}(X_{(i,1)}))\widehat{r}_{(-1)}(X_{(i,1)}) | \widehat{f}_{(-1)}, \widehat{r}_{(-1)} \right] - \mathbb{E}_p \left[\dot{g}_{\beta_0}(X_{(i,1)})(Y_{(i,1)} - f_0(X_{(i,1)}))r_0(X_{(i,1)}) \right] \right. \\
& \quad \left. + \mathbb{E}_q \left[\dot{g}_{\beta_0}(X_{(i,1)})\widehat{f}_{(-1)}(\widetilde{X}_{(j,1)}) | \widehat{f}_{(-1)} \right] - \mathbb{E}_q \left[\dot{g}_{\beta_0}(x)f_0(\widetilde{X}_{(j,1)}) \right] \right| \\
& = \left| \mathbb{E}_p \left[\dot{g}_{\beta_0}(\widetilde{X}_{(j,1)})(f_0(X_{(i,1)}) - \widehat{f}_{(-1)}(X_{(i,1)}))\widehat{r}_{(-1)}(X_{(i,1)}) | \widehat{f}_{(-1)}, \widehat{r}_{(-1)} \right] - 0 \right. \\
& \quad \left. + \mathbb{E}_q \left[\dot{g}_{\beta_0}(\widetilde{X}_{(j,1)})\widehat{f}_{(-1)}(\widetilde{X}_{(j,1)}) | \widehat{f}_{(-1)} \right] - \mathbb{E}_q \left[\dot{g}_{\beta_0}(\widetilde{X}_{(j,1)})f_0(\widetilde{X}_{(j,1)}) | \widehat{f}_{(-1)}, \widehat{r}_{(-1)} \right] \right| \\
& = \left| \mathbb{E}_p \left[\dot{g}_{\beta_0}(X_{(i,1)})(f_0(X_{(i,1)}) - \widehat{f}_{(-1)}(X_{(i,1)}))(\widehat{r}_{(-1)}(X_{(i,1)}) - r_0(X_{(i,1)})) \right] \right| \\
& = o_p(n^{-1/2}).
\end{aligned}$$

All elements of the vector is bounded by a universal constant. Here, we have used Hölder's inequality $\|fg\|_1 \leq \|f\|_2\|g\|_2$.

E Semi-Covariate Shift Adaptation

Our remaining problem is a lower bound for the asymptotic variances of estimators of $\widetilde{\beta}^*$, which is referred to as the semiparametric efficiency bounds. To discuss semiparametric efficiency bounds, we restrict a class of estimators into regular estimators (Bickel et al., 1998; van der Vaart, 1998). An efficiency bound is defined for an estimand under some posited models of the DGP (Bickel et al., 1998). If this posited model is a parametric model, it is equal to the Cramér-Rao lower bound. When this posited model is non or semiparametric model, we can still define a corresponding Cramér-Rao lower bound. For regular estimators, semiparametric efficiency bounds are given as follows.

Theorem E.1. Consider linear regression models $Y = f_0(X) + \varepsilon/\sqrt{r_0(X)}$. Denote the second moment of the limiting distribution of $\sqrt{n}(\widehat{\beta} - \beta_0)$ by $\text{AMSE}[\widehat{\beta}]$. Then, any regular estimators $\widehat{\beta}$ satisfy $\text{AMSE}[\widehat{\beta}] \geq V^*$, where

$$V^* = \sigma^2 \mathbb{E}_q \left[\dot{g}_{\beta_0}(\widetilde{X}) \dot{g}_{\beta_0}^\top(\widetilde{X}) \right]^{-1}.$$

Compared to the semiparametric efficiency bound, our proposed estimator has the larger asymptotic variance; that is, our estimator is not efficient. This property is curious because Uehara et al. (2020) shows semiparametric efficiency of estimators under covariate shift in off-policy evaluation. We conjecture that the above lower bound can be improved, which is an open issue.

To reduce the variance, we propose the following estimator, referred to as an estimator of semi-covariate shift adaptation (SCSA): $\hat{\beta}^{\text{SCSA},\alpha}$, referred to as an estimator of semi-covariate shift adaptation (SCSA): $\hat{\beta}^{\text{SCSA},\alpha} := \arg \min_{\beta \in \Theta} \sum_{\ell \in \{1,2\}} \hat{\mathcal{R}}_{(\ell)}^{\text{SCSA}}(\beta)$, where

$$\begin{aligned} \hat{\mathcal{R}}_{(\ell)}^{\text{SCSA},\alpha}(\beta) := & \frac{1}{n_{(\ell)}} \sum_{i=1}^{n_{(\ell)}} \left\{ (Y_{(i,\ell)} - g_{\beta}(X_{(i,\ell)}))^2 - \left(\hat{f}_{(-\ell)}(X_i) - g_{\beta}(X_{(i,\ell)}) \right)^2 \right\} \hat{r}_{(-\ell)}^{\alpha}(X_{(i,\ell)}) \\ & + \frac{1}{m_{(\ell)}} \sum_{j=1}^{m_{(\ell)}} \left\{ \left(\hat{f}_{(-\ell)}(\tilde{X}_{(j,\ell)}) - g_{\beta}(\tilde{X}_{(j,\ell)}) \right)^2 \right\}. \end{aligned}$$

Corollary E.2. *Suppose that Assumptions 2.1–2.3, 4.1–4.2 hold. If $m = \rho n$ for some universal constant ρ and $f_0 \in \mathcal{G}$, then the SCA estimator $\hat{\beta}^{\text{SCSA},\alpha}$ has the following asymptotic distribution:*

$$\sqrt{n} \left(\tilde{\beta}_0 - \hat{\beta}^{\text{SCSA},\alpha} \right) \xrightarrow{d} \mathcal{N}(\mathbf{0}, \Omega_{\alpha}),$$

where

$$\Omega_{\alpha} = \sigma^2 \mathbb{E}_q \left[\dot{g}_{\beta_0}(\tilde{X}) \dot{g}_{\beta_0}^{\top}(\tilde{X}) \right]^{-1} \mathbb{E}_q \left[r^{2\alpha-1}(\tilde{X}) \dot{g}_{\beta_0}(\tilde{X}) \dot{g}_{\beta_0}^{\top}(\tilde{X}) \right] \mathbb{E}_q \left[\dot{g}_{\beta_0}(\tilde{X}) \dot{g}_{\beta_0}^{\top}(\tilde{X}) \right]^{-1}.$$

When $\alpha = 1/2$, $\Omega_{\alpha} = \sigma^2 \mathbb{E}_q \left[\dot{g}_{\beta_0}(\tilde{X}) \dot{g}_{\beta_0}^{\top}(\tilde{X}) \right]^{-1}$ holds, which matches the efficiency bound.

F Additional Experimental Results

This section provides additional experimental results.

F.1 The DR Estimator

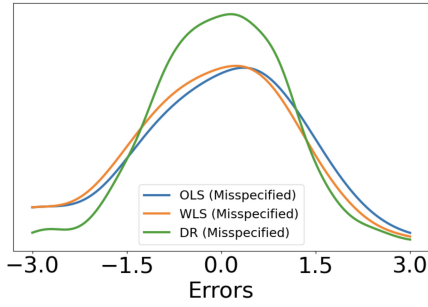
First, we show the estimation errors of f_0 of the OLS, WLS, and the DR in Figures 1a and Figure 1b. In Figure 1a, we conduct experiments with misspecified models. In Figure 1b, we conduct experiments with correctly specified models. Additionally, we show the results in boxplots of Figure 2.

In addition to the OLS, the WLS, the NP, and the DR, we conduct experiments with four additional methods. The first method is covariate shift adaptation via importance weighting with the cross-fitting. Unlike the DR, we do not use estimators of f_0 to reduce the bias of the estimation error of r_0 . The second method is covariate shift adaptation via nonparametric regression. In this method, we first estimate f_0 by using the nonparametric kernel ridge regression. Then, we regress the estimator $\hat{f}(X_i)$ on X_i . We also apply the cross-fitting for the method. The third method is the DR covariate shift adaptation without the cross-fitting. The fourth method is covariate shift adaptation via nonparametric regression without the cross-fitting (the second method without the cross-fitting). We refer to these methods as the WLS (CF), the CSA-NP (CF), the DR, and the CSA-NP, respectively. We show the results in Table 2.

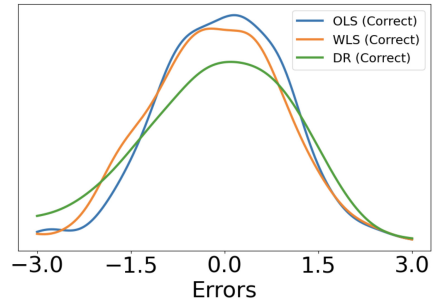
From the results, we conclude that the reason why the DR outperforms the OLS and the WLS is because of the existence of the nonparametric estimators of f_0 . In fact, nonparametric estimators outperform the DR. We also find that the benefits of cross-fitting are limited. This result does not deny the necessity of the cross-fitting because it guarantees the \sqrt{n} -consistency.

F.2 The SDB Estimator

Finally, we conduct experiments using the SDB estimator in Figure 3. Although the estimator has theoretically preferable properties, the performance is lower than the OLS and the WLS. This is because the preferable performance of the DR estimator stems from the existence of nonparametric estimators of f_0 , and if we do not use them, the performance just worsens by using the SDB estimator. However, note that from the viewpoint of asymptotic theory, we can guarantee the performance for the SDB estimator by showing the \sqrt{n} -consistency. Therefore, as a tool for theoretical analysis, the SDB estimator is still useful.



(a) Estimation errors of simulation studies with misspecified models



(b) Estimation errors of simulation studies with correctly specified models

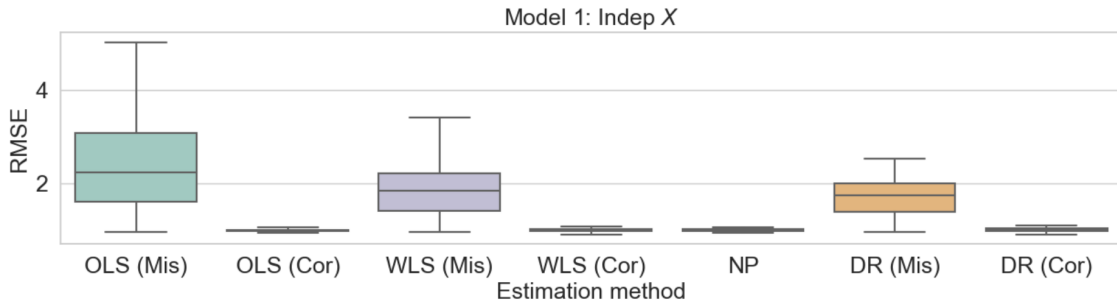


Figure 2: RMSEs of experiments about the DR covariate shift adaptation.

Table 2: Results in Section 6. The mean squared errors are reported.

		OLS		WLS		NP	DR (CF)		WLS (CF)		CSA-NP (CF)		DR		CSA-NP	
		Mis	Cor	Mis	Cor	Mis	Mis	Cor	Mis	Cor	Mis	Cor	Mis	Cor	Mis	Cor
Model 1	Indep X	7.295	1.008	3.820	1.022	1.025	3.085	1.078	11.870	1.029	3.062	1.009	3.067	1.081	3.063	1.011
	Corr X	6.359	1.019	3.596	1.026	1.030	3.054	1.049	9.622	1.046	3.009	1.023	3.013	1.060	3.009	1.022
Model 2	Indep X	0.194	0.154	0.195	0.156	0.158	0.189	0.198	0.239	0.156	0.184	0.151	0.185	0.304	0.185	0.151
	Corr X	0.206	0.168	0.214	0.170	0.183	0.203	0.175	0.231	0.169	0.202	0.172	0.205	0.313	0.201	0.173

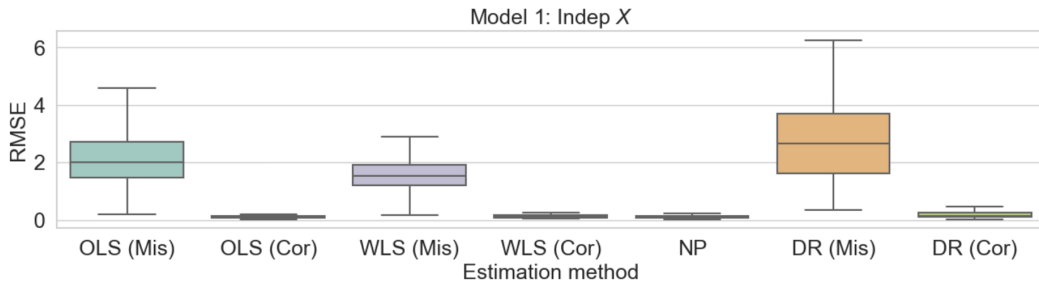


Figure 3: RMSE of the SDB covariate shift adaptation.