

# Model-enhanced Contrastive Reinforcement Learning for Sequential Recommendation

Chengpeng Li  
University of Science and Technology  
of China  
chengpengli@mail.ustc.edu.cn

Zhengyi Yang  
University of Science and Technology  
of China  
yangzhy@mail.ustc.edu.cn

Jizhi Zhang  
University of Science and Technology  
of China  
cdzhangjizhi@mail.ustc.edu.cn

Jiancan Wu  
University of Science and Technology  
of China  
wujcan@gmail.com

Dingxian Wang  
University of Technology Sydney  
dingxianwang@etsy.com

Xiangnan He  
University of Science and Technology  
of China  
xiangnanhe@gmail.com

Xiang Wang\*  
University of Science and Technology  
of China  
xiangwang1223@gmail.com

## ABSTRACT

In recent years, reinforcement learning (RL) has been widely applied in recommendation systems due to its potential in optimizing the long-term engagement of users. From the perspective of RL, recommendation can be formulated as a Markov decision process (MDP), where recommendation system (agent) can interact with users (environment) and acquire feedback (reward signals). However, it is impractical to conduct online interactions with the concern on user experience and implementation complexity, and we can only train RL recommenders with offline datasets containing limited reward signals and state transitions. Therefore, the data sparsity issue of reward signals and state transitions is very severe, while it has long been overlooked by existing RL recommenders. Worse still, RL methods learn through the trial-and-error mode, but negative feedback cannot be obtained in implicit feedback recommendation tasks, which aggravates the overestimation problem of offline RL recommender.

To address these challenges, we propose a novel RL recommender named model-enhanced contrastive reinforcement learning (MCRL). On the one hand, we learn a value function to estimate the long-term engagement of users, together with a conservative value learning mechanism to alleviate the overestimation problem. On the other hand, we construct some positive and negative state-action pairs to model the reward function and state transition function with contrastive learning to exploit the internal structure information of MDP. Specifically, we learn two predictive networks where positive

state-action pair can lead the reward and next state in the dataset, and negative state-action pairs fail. Finally, regarding the reward and transition model learning as an auxiliary tasks, we use value-weighted regression to generate the recommendation policy. In this way, we alleviate the problem of data sparsity and overestimation. Experiments demonstrate that the proposed method significantly outperforms existing offline RL and self-supervised RL methods with different representative backbone networks on two real-world datasets.

## CCS CONCEPTS

• Information systems → Recommender systems.

## KEYWORDS

Sequential Recommendation, Reinforcement Learning, Contrastive Learning

## 1 INTRODUCTION

Sequential recommendation (SeqRec) aims to predict the next item a user will interact with, based on her/his historical interaction sequences [1, 5, 48, 64]. Traditional sequential recommenders are usually trained by an auto-regressive paradigm, that is, to recover historical interaction sequence by optimizing the maximum likelihood probability of the next item step by step [16, 20, 43]. This greedy optimization approach targets optimizing immediate engagement such as click-through [16] rates, while ignoring the long-term engagement of users [54]. Realizing this issue, many researchers draw inspiration from reinforcement learning (RL) [22, 27, 37, 40]. With long-term cumulative rewards as the goal of optimization, RL is more in line with the demands of a real recommendation system that pursues long-term interests.

Taking the users as the environment, the recommender as the agent, and the real-time feedback of users as the reward signal, we can frame SeqRec as a Markov decision process (MDP), which is the foundation of RL [38]. Figure 1 illustrates the procedure. However, conventional online RL approaches adopt the trial-and-error

\*Corresponding author

Permission to make digital or hard copies of all or part of this work for personal or classroom use is granted without fee provided that copies are not made or distributed for profit or commercial advantage and that copies bear this notice and the full citation on the first page. Copyrights for components of this work owned by others than ACM must be honored. Abstracting with credit is permitted. To copy otherwise, or republish, to post on servers or to redistribute to lists, requires prior specific permission and/or a fee. Request permissions from [permissions@acm.org](mailto:permissions@acm.org).

*Under review.*

© 2023 Association for Computing Machinery.  
ACM ISBN 978-1-4503-XXXX-X/18/06...\$15.00  
<https://doi.org/XXXXXXXXXXXXXX>

strategies to learn through constant interaction with the environment [27, 40], which is impractical in recommendation since online interaction is too expensive [28, 54]. In addition, the cold start training may also harm the user experience. Therefore, offline RL is more suitable for recommendation systems. Generally, studies on offline RL propose to restrict the agent from taking risky actions [11, 23, 24, 49], or constrain the estimation of value functions [25, 28] to make the recommender more conservative, and alleviate the overestimation of value functions in recommendation [11, 24]. However, current RL recommenders hardly consider the data sparsity of reward signal and state transition, which are important for RL methods, since it usually suffers from high variance and needs as much data as possible for accurate estimation of long-term engagement [4, 33].

Here we focus on offline RL for SeqRec. By scrutinizing this research line, we find several inherent limitations:

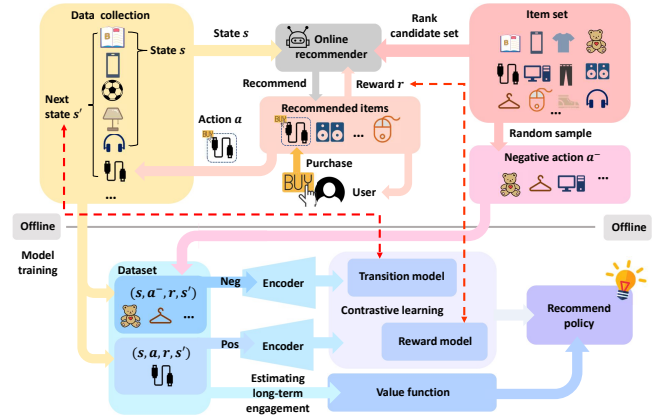
- Sparsity of reward and state transition. As the recommender cannot interact with users to collect new data in real time, it can only utilize the observed interactions for policy learning. However, compared the huge state and action space, the observed interactions are extremely sparse in SeqRec, thus making it difficult for RL to learn a qualified representation of the state [33].
- Overestimation of value function. In the offline RL setting, the value function is usually optimized on a small part of the action space, but evaluated on all valid actions. This easily results in the inaccuracy of value function estimation [11, 28]. Although the bias is not always positive, in combination with the maximization operator in RL, there can be a persistent overestimation of value function [10] and harm the final performance.
- Ignorance of negative signal. In addition to positive samples, negative samples in recommendation can also provide rich collaborative signals to help the RL model learning by trial and error [50]. However, in most existing RL-based studies [11, 23, 49], negative samples are not fully utilized, which is easy to cause the model collapsing problem – that is, the model can easily be optimized by predicting all interactions into positive ones.

To tackle these challenges caused by the data sparsity problem, we believe that it is possible to develop an RL-based SeqRec model to exploit the internal structure information of MDP (*i.e.*, reward function and state transition function). Specifically, we propose a new training framework, MCRL (Model-enhanced Contrastive Reinforcement Learning), to optimize the long-term engagement in SeqRec, which can be easily integrated into existing SeqRec models. There are two special designs for addressing the challenges. Firstly, inspired by the development of visual RL [29, 55, 58], we model reward function and state transition (*i.e.*, learning a network to predict next state and reward with current state-action pairs) and regard them as auxiliary tasks to boost the state representation in the huge discrete state space. By this way, more self-supervised signal from the internal structure information of MDP can be utilized to mitigate data sparsity. Secondly, we take items that are not interacted with by users as negative actions to construct positive and negative state-action pairs for model learning. Benefiting from the negative signal, the overestimation issue can be alleviated implicitly. It is worth noting that our approach cannot be attributed to model-based RL methods, as we do not utilize the learned model

to generate virtual state transitions and reward signals, but rather view it as an auxiliary task. Then we design a simple and effective value function learning to estimate the long-term engagement of different states. Finally, using the value-weight regression [23], we combine the value function estimation and imitation learning to extract the policy with the auxiliary tasks of learning reward model and state transition model.

The main contributions of this work are summarized as follows:

- We propose a new RL recommender named MCRL, which utilize the structure information of MDP to mitigate the data sparsity issues.
- We introduce a new contrastive learning paradigm in MCRL for reward and state transition modeling from the perspective of negative action.
- We conduct extensive experiments to demonstrate that the proposed MCRL can significantly outperform existing offline RL and self-supervised RL recommenders with different representative backbone networks.



**Figure 1: The whole process of MCRL. Above the gray line is the Data collection process during the interaction process between recommender (agent) and user (environment). Below the gray line is the training procedure of MCRL. The red dotted line represents the transition model and reward model and corresponding MDP component.**

## 2 TASK FORMULATION

We first introduce the concept of sequential recommendation (SeqRec) and formulate the task as a Markov Decision Process (MDP) as well as a corresponding reinforcement learning (RL) setting.

In a SeqRec scenario, we typically have historical sequential or session-based user data. Let  $\mathcal{I}$  denote the item set. A user-item interaction sequence can be denoted as  $x_{1:t} = \{x_1, x_2, \dots, x_t\}$ , where  $x_i \in \mathcal{I}$ , ( $0 < i \leq t$ ) is the  $i_{th}$  item interacted with by the user. When a user starts a session, the recommendation system feeds items to the user one by one according to the user’s feedback (*e.g.*, clicks and purchases in an e-commerce scenario or viewing time in a social media scenario). The recommendation system aims to recommend the most relevant item  $x_{t+1}$  based on the user’s historical interaction  $x_{1:t}$ . Moreover, an ideal recommendation system would

be expected to improve the long-term engagement of users. The SeqRec process can be formulated as a Markov Decision Process (MDP), defined by a tuple  $\langle \mathcal{S}, \mathcal{A}, \mathcal{P}, \mathcal{R}, \gamma \rangle$ :

- State space  $\mathcal{S}$  : A state  $s_t \in \mathcal{S} (t > 0)$  is defined as a user-item interaction sequence before timestamp  $t$ , *i.e.*,  $s_t = x_{1:t}$ . We can obtain the representation of the state by a sequential model  $G(\cdot)$ , *i.e.*,  $z_t = G(s_t)$ .
- Action space  $\mathcal{A}$  : An action  $a_t \in \mathcal{A}$  represents the recommended item. From offline data, we can extract  $a_t$  at timestamp  $t + 1$ , *i.e.*  $a_t := x_{t+1}$ .
- State transition function  $\mathcal{P} : \mathcal{S} \times \mathcal{S} \times \mathcal{A} \rightarrow \mathbb{R}$ : the state transition probability  $p(s_{t+1} | s_t, a_t)$  represents the probability density of transition to the next state  $s_{t+1} \in \mathcal{S}$  from the current state  $s_t \in \mathcal{S}$  recommending an item  $a_t$ .
- Reward function  $\mathcal{R} : \mathcal{P} : \mathcal{S} \times \mathcal{A} \rightarrow \mathbb{R}$ : the reward  $r(s_t, a_t)$  is the immediate reward after recommending an item  $a_t$  to user at state  $s_t$ .
- Discount factor  $\gamma$  : the discount factor  $\gamma \in [0, 1]$  determines the present value of future rewards. If  $\gamma = 0$ , the recommendation system would be concerned only with maximizing immediate rewards. If  $\gamma = 1$ , the recommendation system gives equal weight to future rewards as it does to immediate rewards.

In RL, the value of taking action  $a_t$  in the state  $s_t$  under a policy  $\pi(a_t | s_t) : \mathcal{S} \times \mathcal{A} \rightarrow [0, 1]$ , denoted by  $Q_\pi(s, a)$ , is defined as the expected cumulative reward (return) starting from state  $s_t$ , taking the action  $a_t$ , and then following the policy  $\pi$ :

$$Q_\pi(s_t, a_t) = \mathbb{E}_{(s_{t'}, a_{t'}) \sim \pi} \left[ r(s_t, a_t) + \sum_{t'=t+1}^{\infty} \gamma^{(t'-t)} \cdot r(s_{t'}, a_{t'}) \right]. \quad (1)$$

Similarly, we define the value of a state  $s_t$  under a policy  $\pi$ , denoted by  $V_\pi(s_t)$ , as the expected return starting in  $s_t$  and thereafter following policy  $\pi$ :

$$V_\pi(s_t) = \mathbb{E}_{(s_{t'}, a_{t'}) \sim \pi} \left[ \sum_{t'=t}^{\infty} \gamma^{(t'-t)} \cdot r(s_{t'}, a_{t'}) \right]. \quad (2)$$

The optimization objective is to find the optimal policy  $\pi^*$  to maximize the expected return:

$$\pi^* = \arg \max_{\pi} \mathbb{E}_{(s_t, a_t) \sim \rho_\pi} [V^\pi(s_t)], \quad (3)$$

where  $\rho_\pi$  denotes the state marginals of the trajectory distribution induced by a policy  $\pi$ .

### 3 METHODOLOGY

In this section, we describe our proposed MCRL, in detail. First, we introduce a value function estimator of the long-term value of various states in the recommendation system. We use a conservative TD loss to ease the overestimation problem. Next, we extract the policy based on the learned value function. To solve the problem of sparse data and lack of negative feedback in RL recommender, we reconstruct the reward function and state transition through contrastive learning during policy extraction, to enhance the state representation. Figure 1 illustrates the whole process of MCRL.

#### 3.1 Long-term Engagement Estimation via Value Function

Since we have modeled the SeqRec task as RL, the estimation of long-term benefits is correspondingly equivalent to the learning of the value function  $V_\pi(s_t)$  and Q function  $Q_\pi(s_t, a_t)$ . As the interactions in the dataset are sparse, it is difficult to accurately estimate the Q value of every action. Therefore we learn a value function only to estimate the long-term engagement. To approximate the optimal value function in the dataset, we use expectile regression to yield a asymmetric  $\ell_2$  loss like [32, 52, 53].

$$\mathbb{E}_{(s, a, r, s') \sim \mathcal{D}} \left[ L_2^\tau \left( r(s, a) + \gamma V_{\phi'}(s') - V_\phi(s) \right) \right], \quad (4)$$

where  $\ell_2 L_2^\tau(u) = |\tau - \mathbb{I}(u < 0)|u^2$ ,  $V_\phi(s)$  is a parameterized value function,  $V_{\phi'}$  is the target value function and can be updated via Polyak averaging [11]. Different from DQN TD error[17], the training process of  $V_\phi(s)$  only uses  $(s, a, r, s')$  in the dataset and there is no argmax operation for the TD goal  $r + \gamma V_{\phi'}(s')$ , hence the estimation is conservative. In this way, it alleviates the problem of the overestimation issue mentioned and we will discuss more about the value function loss in the section 4. Another advantage of only using value function compared with DQN methods is that it does not need to allocate weights and storage to record the Q value of every action, while the action space is very large in the recommendation.

#### 3.2 Policy Extraction

After learning the state value function, we turn to the exact policy. There exist two key problems here: 1) How to solve the problem of data sparsity and lack of negative feedback; and 2) How to combine the learned state value function to obtain a better policy. For the first problem, we design two auxiliary tasks. In particular, we learn two predictive models to predict the reward and next state using the current state-action pair. In addition, we construct positive and negative state-action pairs to learn the model with a new contrastive learning method, where the negative actions are randomly sampled from the uninteracted item space. For the second problem, we extract the policy by a value-weighted regression method like [23]. We discuss the details in the following.

**3.2.1 Reward and State Transition Learning.** Reward functions and state transition (*i.e.* state transitions) are important elements of MDP. Prior studies [26, 57] on visual RL have demonstrated that state representation can be improved by learning state transitions and reward functions as auxiliary tasks. Since both SeqRec and visual RL have high dimensional discrete state space, learning state transition, and reward functions in SeqRec can also benefit the RL recommender in maintaining long-term profits. A popular method is learning a bisimulation metric representation in latent space [58],

$$d(s_i, s_j) = \max_{a \in \mathcal{A}} (1 - c) |r(s_i, a) - r(s_j, a)| + c \cdot W_1(p(s_i, a), p(s_j, a); d), \quad (5)$$

where  $W_1$  is Wasserstein metric. Many studies are based on state similarity measurement like bisimulation, and through data augmentation of the state, similar and dissimilar state pairs are constructed for contrastive learning.

However, given the importance of negative feedback in recommendation systems, we propose a new contrastive learning style that has not yet been studied. Specifically, we can construct positive and negative pairs of state-action samples for the reward function and state transition based on the negative action samples, which has been proven to be of vital importance in the recommendation system. Here, for a state  $s$ , the positive action  $a$  is just the action in the dataset, *i.e.*, the item that the user interacts with. A negative action  $a^-$  is defined as a random sample from items that are not interacted with by users. Intuitively, positive state-action pairs lead to a reward signal and the next state in the dataset, whereas negative state-action pairs do not.

- **Reward function learning.** Given a state and an item interacted with by the user, we can use the corresponding reward signal to learning a reward function. We can maximize the similarity of predictive reward and given reward for positive state-action pairs and minimize the corresponding similarity for the negative state-action pairs. For reward function learning, classical InfoNCE[47] may not be suitable because the scalar reward signal makes it difficult to determine similarity. This process can be formulated as a classification task, where  $r$  of negative action is set as  $[1, 0, 0]$  and that of click and purchase is set as  $[0, 1, 0]$  and  $[0, 0, 1]$  respectively. We denote the contrastive loss as  $L_r$ ,

$$L_r = \mathbb{E}_{(s,a,s')} \left[ d(\hat{r}(z, a), r(z, a)) + \sum_i d(\hat{r}(z, a_i^-), r(z, a_i^-)) \right] \quad (6)$$

where  $z$  is a representation of state  $s$  by a sequential model  $G(\cdot)$ ,  $\hat{r}$  is a parameterized reward function, and  $d$  is a cross-entropy loss function. In addition, the loss can be pair-wise reweighed by the reward to distinguish the importance of different state-action pairs.

- **State transition learning.** For state transition learning, we want to capture the relationship that the latent vector in the current state will transfer to the latent vector in the next state when the agent takes an action. The states and actions in the dataset give a positive state-action pair for predicting the next state. For negative state-action pairs, we conduct negative sampling from the item set that is not interacted with by the user. Specifically, we use InfoNCE to define state transition learning loss,

$$L_p = \mathbb{E}_{(s,a,r)} \left[ -\log \left( \frac{e^{\text{sim}(\hat{p}(z,a),z')/\tau}}{e^{\text{sim}(\hat{p}(z,a),z')/\tau} + \sum_i e^{\text{sim}(\hat{p}(z,a_i^-),z')/\tau}} \right) \right], \quad (7)$$

where  $z, z'$  is representation of  $s, s'$ ,  $\hat{p}$  is a parameterized state transition function,  $\tau$  is a temperature factor and  $\text{sim}$  is defined as cosine similarity. Similarly in reward function learning, we pair-wise reweigh the similarity of negative state-action pairs and the exponential value of similarity of positive state-action pairs in the numerator with reward. In this way, we need not fine-tune the temperature factor  $\tau$ , which is usually sensitive in contrastive learning.

**3.2.2 Algorithm Summary.** After learning a value function, we next extract the recommendation policy. Like [23, 52], we use the value-weighted regression method to extract the policy, which is an effective way to implement RL in offline setting. Considering

the simplicity and efficiency, the policy extract loss  $L_\pi$  is defined as

$$L_\pi = \mathbb{E}_{(s,a,r,s') \sim \mathcal{D}} \left[ -(r(s, a) + \gamma V_{\phi'}(s')) \log \pi(a | s) \right], \quad (8)$$

where  $V_{\phi'}$  is the target value function got by (4) and  $\pi_\theta(a | s)$  is the recommendation policy. Since we have learned the reward function and state transition, (7) and (6) can be added to (8) as auxiliary tasks to enhance the representation, and we can get the loss of the whole policy extraction network,

$$L_P(\theta) = \alpha L_\pi + L_r + L_p, \quad (9)$$

where  $\alpha$  is a coefficient that balances different losses.

In general, the training process of the whole algorithm MCRL can be summarized as Algorithm 1.

## 4 EXPERIMENTS

In this section, we evaluate the proposed MCRL in the e-commerce scenario on two real-world datasets to demonstrate its superiority and reveal the reasons for its effectiveness by answering the following research questions:

- **RQ1:** How does MCRL perform compared with state-of-the-art supervised methods, offline RL methods, and self-supervised RL methods?
- **RQ2:** How do different components (*i.e.*, value function, reward model, and state transition model) affect the effectiveness of the proposed MCRL?
- **RQ3:** How do contrastive learning settings affect the effectiveness of the proposed MCRL?
- **RQ4:** How does the number of negative actions and discount factor influence the performance?

### 4.1 Dataset Description

To evaluate the effectiveness of MCRL, we conduct experiments on two public datasets: **RetailRocket**<sup>1</sup> and **Yoochoose**<sup>2</sup>. Table 3 presents these datasets' detailed statistics:

- **RetailRocket** dataset is collected from a real-world e-commerce website, where sequential data of user's behaviour of viewing and adding items to a shopping cart is recorded. For simplicity, views and adding to a cart are regarded as clicks and purchases. We remove the items which are interacted by the user less than 3 times. Sequences whose length is shorter than 3 are also removed. There are 1,176,680 clicks and 57,269 purchases over 70,852 items in the processed dataset.
- **Yoochoose** dataset is from RecSys Challenge 2015. Each user-item interaction session consists of a sequence of user clicks or purchases. We remove sessions that are shorter than 3 items. We randomly sample from the 200k sessions to obtain a dataset containing 1,110,965 clicks and 43,946 purchases upon 26,702 items.

Table 1 presents these datasets' detailed statistics.

### 4.2 Experimental Settings

**4.2.1 Evaluation protocols.** Following previous work [49], we divide each dataset into training, validation, and test sets at a ratio of

<sup>1</sup><https://www.kaggle.com/datasets/retailrocket/e-commerce-dataset>

<sup>2</sup><https://recsys.acm.org/recsys15/challenge/>

8:1:1 and use cross-validation to evaluate the proposed methods. For validation and test sets, the events of a sequence are provided one by one, and then we check the rank of the item of the next event. We rank the recommended item among the whole item set. We repeat each experiment 3 times to report the average performance.

Two widely used metrics hit ratio (HR) and normalized discounted cumulative gain (NDCG) are adopted to evaluate the effectiveness of MCRL. In SeqRec, HR@K is equivalent to Recall@K, measuring whether the ground-truth item is in the top-k positions of the recommendation list. In this work, HR@K for click is defined as

$$\text{HR}(\text{click}) = \frac{\# \text{hit among clicks}}{\# \text{clicks in the test}} \quad (10)$$

HR(purchase)@K is defined similarly. NDCG is sensitive to rank position, which assigns higher scores to top positions in the recommendation list [18]. We set K as 5,10,20 in the reported results.

In the e-commerce scenario, the recommendation system is more interested in increasing the number of purchases than clicks, hence we assign a higher reward to actions leading to purchases. For the recommended item that is not interacted with by the user, a zero reward is assigned and we treat it as a negative action. Therefore, the cumulative reward (*i.e.*, long-term engagement) is proportional to HR and NG [50].

**4.2.2 backbone networks.** We adopt three typical SeqRec methods as the backbone networks when offline RL and self-supervised RL methods are implemented, similar to [35, 49–51].

- **GRU** [16]: This is an RNN-based sequential model and leverages GRU to encode the input user-item interaction sequence.
- **Caser** [43]: This is a recently proposed CNN-based sequential recommender that applies convolution operations on the embedding matrix of the input sequence.
- **SASRec** [20]: This is an attention-based sequential recommender and uses a Transformer encoder to encode the input sequence.

**4.2.3 Baselines.** To demonstrate the effectiveness, we compare our proposed MCRL with different offline RL, and self-supervised RL methods with different backbone networks. Due to the unavailability of open source code, some related work will be discussed further in section 5.

- **IQL** [23]: This is a state-of-the-art offline RL method and takes a state conditional upper expected to estimate the value of the best actions in a state.
- **SQN** [49]: This is a representative self-supervised RL method that uses an RL head to enhance the representation.
- **SAC** [49]: This is also a self-supervised RL method and utilizes these Q-values to re-weight the supervised part.
- **CDARL** [30]: This is a self-supervised RL method considering data augmentation and intrinsic reward.

**4.2.4 Parameter Settings.** We implement all methods with Python 3.9.13 and PyTorch 1.9.0 in Nvidia GeForce RTX 3090. For both datasets, the input sequences are defined as the last 10 items before the target item. We complement the sequence whose length is less than 10 with a padding item. To ensure a fair comparison, we fix the embedding size of all models to 64. We optimize all models with Adam optimizer [21] and fix the batch size at 256. The learning rate is set as 0.005 for both Yoochoose and RetailRocket. For GRU, we

set the size of the hidden state as 64. For Caser, 1 vertical convolution filter and 16 horizontal filters are used. The height of filters is searched in the range of {2, 3, 4} and the dropout ratio is set as 0.1. For SASRec, we set the number of heads in self-attention as 1.

For RL-based methods, as recommended by [49], we set the discount factor as 0.5 and the ratio between the click reward ( $r_c$ ) and the purchase reward ( $r_p$ ) as 0.2 and 1 respectively. For negative sampling, a uniform distribution strategy is used. Without special mention, the negative number is set as 30. The temperature factor is set as 1 and coefficients  $\alpha$  can be set as 1 except in the case of GRU backbone on Yoochoose dataset. When IQL and MCRL are integrated with a base model, the hyperparameter setting remains exactly unchanged for a fair comparison.

For the implementation of the reward model and state transition model, after concatenating the embedding of state and action from the supervised backbone network, the representation vector is fed into two fully-connected networks with ReLU as an activation function. The difference between the reward model and the state transition model is the last layer, where the output dims are 3 and 64 respectively. For the value function, its structure is similar to the reward model except that the output dim is 1.

### 4.3 Performance Comparison (RQ1)

Table 2 and Table 3 illustrate the performance of top-k recommendation on RetailRocket and Yoochoose, respectively.

On the RetailRocket dataset, the proposed achieves the highest scores in all situations for purchase and click, which demonstrates the items recommended by MCRL have a higher probability to be clicked or purchased by users. Notice that MCRL achieves the best performance for both HR and NDCG, indicating that MCRL tends to give the items that have a higher purchase reward with a higher ranking position in the recommendation list. Compared with the supervised baseline, IQL, SQN, SAC, CDARL, and MCRL all have better performance, which shows the potential of applying RL to the SeqRec. In addition, the value function estimates the long-term engagement to improve the policy learning, hence the improvement in purchase is more obvious in the e-commerce scenario. In comparison with baseline RL-based methods, MCRL still achieves significant performance improvement for all backbone networks. It demonstrates that MCRL effectively improves the RL-based recommendation model with the help of exploiting MDP structures.

On the Yoochoose dataset, we observe that MCRL outperforms all supervised methods in terms of click and purchase except for the purchase prediction when integrating with the Caser model, where SAC has the highest scores. However, SAC and MCRL both outperform the supervised methods, IQL and SQN, and their performance gap is small. Despite the improvement of MCRL over almost all baselines, the score increase is smaller compared to that on RetailRocket. Regarding the larger improvement of MCRL on RetailRocket compared to Yoochoose, we believe that the signal sparsity problem is more severe in RetailRocket due to its larger number of items (70,852 in RetailRocket and 26,702 in Yoochoose) and hence larger state and action space. As MCRL is designed to address the signal sparsity problem, it is likely to have a larger impact on datasets with more items.

**Table 1: Top-k performance comparison of supervised, offline RL, and self-supervised RL methods and MCRL on RetailRocket dataset( $k = 5, 10, 20$ ). 'HR' and 'NG' denotes hit ratio and NDCG respectively. Recommendations are generated from the policy  $\pi$ . Boldface denotes the highest score.**

Models	Purchase						Click					
	HR@5	NG@5	HR@10	NG@10	HR@20	NG@20	HR@5	NG@5	HR@10	NG@10	HR@20	NG@20
GRU	0.4608	0.3834	0.5107	0.3995	0.5564	0.4111	0.2233	0.1735	0.2673	0.1878	0.3082	0.1981
GRU-IQL	0.5321	0.4451	0.5858	0.4624	0.6328	0.4743	0.2654	0.2056	0.3181	0.2226	0.3659	0.2348
GRU-SQN	0.5069	0.4130	0.5589	0.4289	0.5946	0.4392	0.2487	0.1939	0.2967	0.2094	0.3406	0.2205
GRU-SAC	0.4942	0.4179	0.5464	0.4341	0.5870	0.4428	0.2451	0.1924	0.2930	0.2074	0.3371	0.2186
GRU-CDARL	0.5882	0.5047	0.6371	0.5205	0.6730	0.5296	0.2921	0.2277	0.3482	0.2459	0.4004	0.2591
GRU-MCRL	<b>0.5972</b>	<b>0.5071</b>	<b>0.6481</b>	<b>0.5229</b>	<b>0.6900</b>	<b>0.5339</b>	<b>0.2779</b>	<b>0.2151</b>	<b>0.3301</b>	<b>0.2326</b>	<b>0.3806</b>	<b>0.2455</b>
Caser	0.3491	0.2935	0.3857	0.3053	0.4198	0.3141	0.1966	0.1566	0.2302	0.1675	0.2628	0.1758
Caser-IQL	0.3855	0.3288	0.4266	0.3420	0.4618	0.3509	0.2125	0.1704	0.2504	0.1827	0.2854	0.1916
Caser-SQN	0.3674	0.3089	0.4050	0.3210	0.4409	0.3301	0.2089	0.1661	0.2454	0.1778	0.2803	0.1867
Caser-SAC	0.3871	0.3234	0.4436	0.3386	0.4763	0.3494	0.2206	0.1732	0.2617	0.1865	0.2999	0.1961
Caser-CDARL	0.4073	0.3438	0.4521	0.3563	0.4822	0.3655	0.2153	0.1716	0.2532	0.1838	0.2879	0.1924
Caser-MCRL	<b>0.4877</b>	<b>0.4171</b>	<b>0.5387</b>	<b>0.4337</b>	<b>0.5851</b>	<b>0.4455</b>	<b>0.2498</b>	<b>0.1979</b>	<b>0.2941</b>	<b>0.2123</b>	<b>0.3374</b>	<b>0.2232</b>
SASRec	0.5267	0.4298	0.5916	0.4510	0.6341	0.4618	0.2541	0.1931	0.3085	0.2107	0.3570	0.2230
SASRec-IQL	0.5403	0.4442	0.6016	0.4643	0.6519	0.4643	0.2737	0.2084	0.3286	0.2263	0.3813	0.2396
SASRec-SQN	0.5681	0.4617	0.6203	0.4806	0.6619	0.4914	0.2761	0.2104	0.3302	0.2279	0.3803	0.2406
SASRec-SAC	0.5623	0.4679	0.6127	0.4844	0.6505	0.4940	0.2670	0.2056	0.3208	0.2230	0.3701	0.2355
SASRec-CDARL	0.5780	0.4799	0.6315	0.4981	0.6785	0.5088	0.2806	0.2145	0.3386	0.2327	0.3913	0.2458
SASRec-MCRL	<b>0.6547</b>	<b>0.5755</b>	<b>0.6967</b>	<b>0.5891</b>	<b>0.7296</b>	<b>0.5974</b>	<b>0.2815</b>	<b>0.2205</b>	<b>0.3342</b>	<b>0.2375</b>	<b>0.3827</b>	<b>0.2498</b>

**Table 2: Top-k performance comparison of supervised, offline RL, and self-supervised RL methods and MCRL on Yoochoose dataset( $k = 5, 10, 20$ ). 'HR' and 'NG' denotes hit ratio and NDCG respectively. Recommendations are generated from the policy  $\pi$ . Boldface denotes the highest score.**

Models	Purchase						Click					
	HR@5	NG@5	HR@10	NG@10	HR@20	NG@20	HR@5	NG@5	HR@10	NG@10	HR@20	NG@20
GRU	0.3994	0.2824	0.5183	0.3204	0.6067	0.3429	0.2876	0.1982	0.3793	0.2279	0.4581	0.2478
GRU-IQL	0.4220	0.3010	0.5350	0.3378	0.6243	0.3606	0.3213	0.2225	0.4186	0.2541	0.4987	0.2744
GRU-SQN	0.4228	0.3016	0.5333	0.3376	0.6233	0.3605	0.3020	0.2093	0.3946	0.2394	0.4741	0.2587
GRU-SAC	0.4394	0.3154	0.5525	0.3521	0.6378	0.3739	0.2863	0.1985	0.3764	0.2277	0.4541	0.2474
GRU-CDARL	<b>0.4726</b>	<b>0.3395</b>	<b>0.5906</b>	<b>0.3779</b>	<b>0.6853</b>	<b>0.4018</b>	0.3228	0.2244	0.4198	0.2552	0.5022	0.2752
GRU-MCRL	0.4588	0.3296	0.5703	0.3660	0.6492	0.3860	<b>0.3263</b>	<b>0.2262</b>	<b>0.4220</b>	<b>0.2572</b>	<b>0.5043</b>	<b>0.2780</b>
Caser	0.4475	0.3211	0.5559	0.3565	0.6393	0.3775	0.2728	0.1896	0.3593	0.2177	0.4371	0.2372
Caser-IQL	0.4690	0.3402	0.5756	0.3750	0.6601	0.3964	0.3017	0.2105	0.3910	0.2394	0.4699	0.2595
Caser-SQN	0.4552	0.3302	0.5637	0.3653	0.6417	0.3862	0.2742	0.1909	0.3613	0.2192	0.4381	0.2386
Caser-SAC	<b>0.4866</b>	<b>0.3527</b>	<b>0.5914</b>	<b>0.3868</b>	<b>0.6689</b>	<b>0.4065</b>	0.2726	0.1894	0.3580	0.2171	0.4340	0.2362
Caser-CDARL	0.4571	0.3295	0.5667	0.3648	0.6442	0.3847	<b>0.3164</b>	0.2199	<b>0.4105</b>	<b>0.2506</b>	0.4878	0.2702
Caser-MCRL	0.4741	0.3441	0.5774	0.3775	0.6622	0.3989	0.3159	<b>0.2200</b>	0.4095	0.2503	<b>0.4894</b>	<b>0.2706</b>
SASRec	0.4228	0.2938	0.5418	0.3326	0.6329	0.3558	0.3187	0.2200	0.4164	0.2515	0.4974	0.2720
SASRec-IQL	0.4459	0.3179	0.5687	0.3579	0.6522	0.3792	0.3258	0.2241	0.4254	0.2564	0.5079	0.2773
SASRec-SQN	0.4336	0.3067	0.5505	0.3435	0.6442	0.3674	0.3272	0.2263	0.4255	0.2580	0.5066	0.2786
SASRec-SAC	0.4540	0.3246	0.5701	0.3623	0.6576	0.3846	0.3130	0.2161	0.4114	0.2480	0.4945	0.2691
SASRec-CDARL	0.4521	0.3172	0.5667	0.3555	0.6558	0.3783	0.3282	0.2260	0.4274	0.2584	0.5097	0.2792
SASRec-MCRL	<b>0.4625</b>	<b>0.3297</b>	<b>0.5756</b>	<b>0.3664</b>	<b>0.6610</b>	<b>0.3881</b>	<b>0.3345</b>	<b>0.2326</b>	<b>0.4319</b>	<b>0.2642</b>	<b>0.5112</b>	<b>0.2843</b>

#### 4.4 Study of MCRL (RQ2)

To get deep insights into the effectiveness of the learned value function, reward model, and state transition model, we conduct

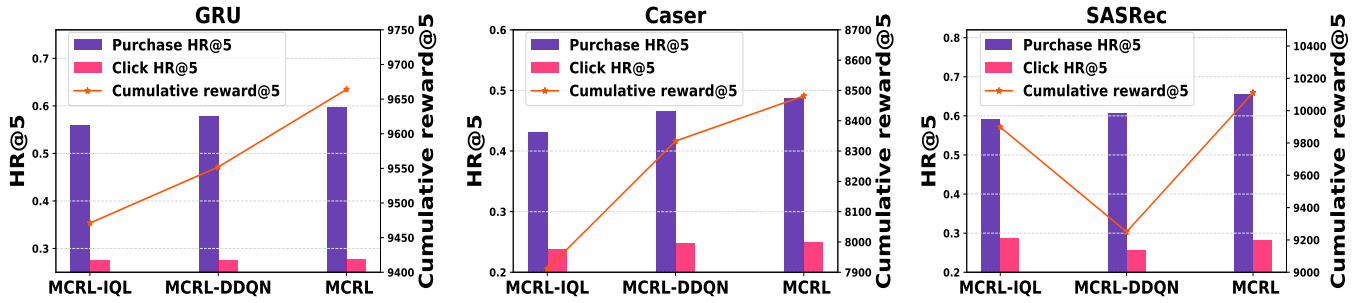


Figure 2: The study of the value function module on RetailRocket.

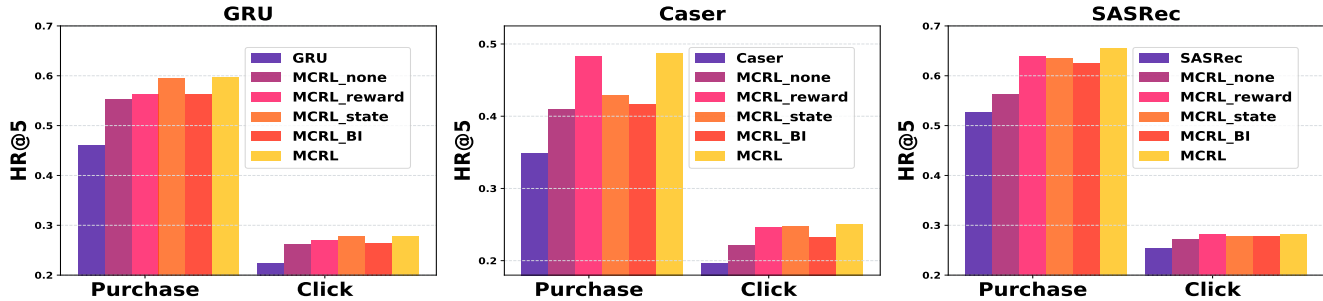


Figure 3: The study of reward and state transition model for MCRL on RetailRocket

ablation experiments. For space saving, we only report the results on the RetailRocket and the trend for Yoochoose is similar. Besides, we enhance IQL with the learned model to further see the effect of the learned model, since they can also be regarded as a relatively independent part.

**4.4.1 Effect of the value function.** In this part, we use different RL methods to estimate long-term engagement to verify the rationality of the proposed value function. Besides HR, we also report the cumulative rewards@k, which means the sum of rewards for top-k recommendation in the test set. For space-saving, we do not report results about NDCG, which shows a similar trend. Figure 2 illustrates the comparison of supervised model Gru, MCRL-DQN, MCRL-IQL, and MCRL, where MCRL-DQN are MCRL-IQL are different from MCRL about the Q function learning. For MCRL-DQN, we implement a double Q learning [13] which learns two Q functions and use the conservative one, to estimate the expected cumulative rewards. For MCRL-IQL, we use the Q function learning methods proposed in [23], and use an advantage function to learn the policy. MCRL-DDQN performs better than MCRL-IQL for GRU and Caser, but gets a lower click HR, purchase HR and cumulative rewards. However, the performance of MCRL is better than compared methods for click prediction, purchase prediction, and the cumulative rewards on the test set when instantiated with GRU, Caser, and SASRec backbones, which proves that the proposed value function is more accurate, that is, it can better ease the overestimation problem than baseline offline RL component. Besides, MCRL is superior to them with respect to the number of parameters without directly

learning a Q function, that is, the output dim of MCRL’s value function is 1 while that of other RL-based methods is the item size.

**4.4.2 Effect of reward and state transition model for MCRL and IQL.** We vary the setting of MCRL to investigate the impact of learned reward and state transition model. For simplicity’s sake, we only report HR metrics since NDCG shows a similar trend. Figure 3 gives the corresponding results. MCRL-none is the variant of MCRL without learning the reward model and state transition model. MCRL-reward and MCRL-state are MCRL variants with only reward model and state transition model, respectively. For GRU, Caser, and SASRec, all methods with the model gain performance improvement, which shows the effectiveness of the proposed model learning. However, the combination of two models outperforms any single model in all cases, indicating that it is necessary to learn the two models. Moreover, for GRU, the state transition model is more effective than the reward model. For Caser and SASRec, the conclusion is the opposite, which indicates the different capacities of the two proposed models for different backbone networks. To further understand the role of model learning, we also implement bisimulation(see section 3.2.1) using MCRL framework, i.e. MCRL-BI, which learns the reward and transition simultaneously. The result shows that it can also boost the performance since it outperforms MCRL-none for different backbone networks.

We can see that the learned reward and state transition model play an important role in the performance improvement of MCRL and we wonder whether the learned models can also boost other offline RL methods. Figure 4 shows that learning a reward model and state transition model (MCRL-IQL) can improve the performance of



the base offline RL method (IQL) for their backbones on RetailRocket with respect to click HR, purchase HR, and cumulative rewards.

#### 4.5 Contrastive Learning Study (RQ3)

In this section, we study the effect of contrastive learning. Figure 6 shows the comparison of MCRL and MCRL w/o CL, which learns a reward and state transition model only with positive state-action pairs. On the RetailRocket dataset, MCRL outperforms MCRL w/o CL with respect to HR and NDCG in the prediction of both click and purchase, showing the effectiveness of contrastive learning. It gives us the insight that utilizing negative reward can ease the data sparsity problem for offline RL learning in recommendation.

#### 4.6 Hyperparameter Study (RQ4)

In this part, we investigate how the hyperparameter setting of the number of negative actions and discount factor influence the performance MCRL. We only report the result of HR@5 for GRU backbone on RetailRocket, since the patterns in other cases are similar.

*4.6.1 Effect of Discount Factor.* Figure 5 illustrates the influence of the discount factor. From the results of RetailRocket, we see that the performance fluctuates with the discount factor varying and the tendency for click prediction and purchase prediction is similar. However, the fluctuation range are both small (less than %3 ) for click HR and purchase HR. Overall, the proposed method is not sensitive to the discount factor.

*4.6.2 Effect of the Number of Negative actions.* Figure 5 shows the influence of the number of negative actions. The performance remains nearly unchanged when there are more than 5 negative actions. In conclusion, our contrastive learning module shows robustness with respect to the number of negative actions.

*4.6.3 Effect of the Training Steps.* From Figure 7, we can see that MCRL is not as effective as the supervised methods when the number of training steps is small, possibly due to the higher training loss and slower convergence. As the number of training steps increases, MCRL continuously surpasses the supervised methods, demonstrating the effectiveness and stability of MCRL.

## 5 RELATED WORK

In this section, we introduce some related tasks: sequential recommendation and RL for recommendation.

### 5.1 Sequential Recommendation

Sequential recommendation utilizes self-supervised learning to predict the next item based on the historical sequence of user interaction. In the early stage, Markov Chains [3, 15] and factorization methods [36] were widely used in the sequential recommendation, but are limited in the expressiveness of complex sequential signals. Recently, deep learning has played an increasingly important role in the sequential recommendation. For instance, [16] uses gated recurrent units (GRU) as the backbone to extract the sequential representation. [43, 56] model the user-item sequence based on the utilization of a convolutional neural network (CNN). With transformer [6, 9, 14, 20, 34, 42] gaining popularity in various areas, it is

also used in sequential recommendations by [20] in the sequence embedding space. Recently, [44, 59] focuses on using data augmentation in sequential recommendation with contrastive learning. [12] proposes an architecture that relies on common patterns as well as individual behaviors to tailor its recommendations for each person. [8] proposes a new training and inference paradigm, termed as Ada-Ranker, to address the challenges of dynamic online serving. In this article, we have selected three most typical neural network structures as backbones, similar to [35, 49–51].

### 5.2 RL for recommendation

Reinforcement learning has been widely used for recommender systems in recent years [46, 61, 62]. [38] first proposes to model recommendation as a Markov Decision Process, and a model-based RL method for is designed for book recommendation. [39, 46, 60] study how to use collecting recommendation data to construct the recommender simulator. [7] apply RL to recommendation with large discrete action spaces and demonstrates the effectiveness on various recommendation tasks with more than one million actions. [54] proves that the application of offline RL techniques to sequential recommendation is promising by learning a policy near the behaviour policy. [63] introduces the impact of negative feedback through learning the Q function. [53] uses reinforcement learning from human feedback to capture the interest of users. [31, 41] adopt RL techniques to the multi-task recommendation. Self-supervised reinforcement (SSR), as a technique in which the model is trained by itself without external label information, is receiving growing interest in robotics [19]. Moreover, [49] proposes two SSR learning frameworks named Self-Supervised Q-learning (SQN) and Self-Supervised Actor-Critic (SAC), utilizing the RL component as a form of a regularizer for the supervised learning component, SQN, and SAC can effectively lead to more purchases than clicks. [30, 35] consider to combine the data augmentation with SSR to boost the state representation. [51] considers take the cumulative reward signals of sequence trajectory as the input and reformulates SSR as the task of action prediction. However, all these methods ignore mining the structure information of MDP.

## 6 CONCLUSION AND FUTURE WORK

In this work, we explore the application of RL to sequential recommendations for optimizing long-term engagement. We devise a new framework MCRL, which implicitly learns a model to enhance policy learning. The core insight of this work is to mine the structural information of the MDP and consider the negative feedback. Extensive experiments on two real-world datasets show the rationality and effectiveness of MCRL.

This work shows the potential of enhancing RL-based sequential recommendation methods with MDP structure information and the importance of utilizing negative feedback, which is combined via contrastive learning. Besides reward function and environment dynamics, other structural information of MDP indeed exists in real-world scenarios, such as reward sequence. For instance, we can learn a model to predict the future reward or state sequence. [2] introduced an off-policy correction term (propensity score) for the policy-gradient method to evaluate the off-policy effect, this technique can be considered in MCRL. An simple implementation



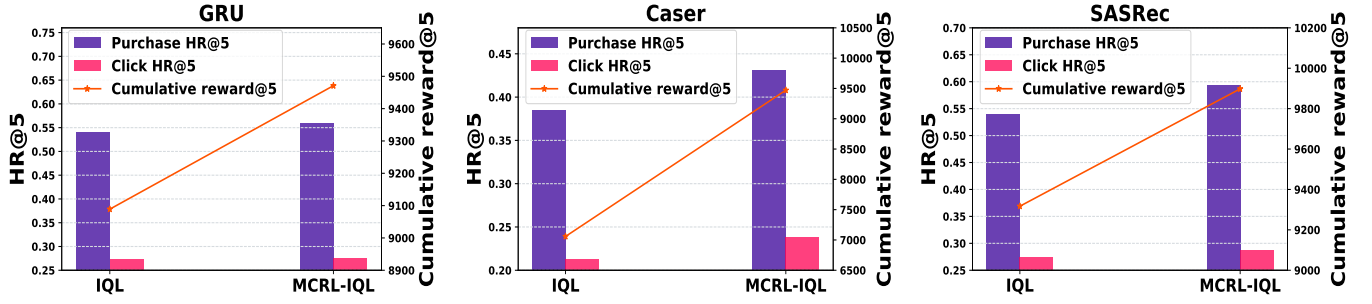


Figure 4: Reward and state transition model boost the offline RL method IQL on RetailRocket.

**Algorithm 1:** Training procedure of MCRL

**Input:** Dataset  $X$ , training step  $T$ , mini-batch size  $N$ , the number of negative actions  $M$ , target network update rate  $\sigma$ , coefficients  $\alpha$  and  $\beta$ , temperature factor  $\tau$ , initialize V-networks  $V_\phi$ , policy extraction network  $P_\theta$  with policy head  $\pi$ , reward function head  $\hat{r}$  and state transition head  $\hat{p}$ , and target network  $V_{\phi'}$  with  $\phi' \leftarrow \phi$ .

**Output:** all parameters in the learning space  $\phi, \theta$

- 1 Initialize all trainable parameters;
- 2 **for**  $t = 1$  to  $T$  **do**
- 3     Sample mini-batch of  $N$  transitions  $(s, a, r, s')$  from  $X$
- 4     Learn V function:  $\phi \leftarrow \operatorname{argmin}_\phi L_V(\phi)$  (Eqn. 4)
- 5     Randomly sample  $M$  negative actions  $\{a_i^-\}_{i=1}^M$
- 6     Extract policy:  $\theta \leftarrow \operatorname{argmin}_\theta L_P(\theta)$  (Eqn. 9)
- 7 **end for**
- 8 **return**

Table 3: Statistics of datasets.

Dataset	RetailRocket	Yoochoose
#sequences	195,523	200,000
#items	70,852	26,702
#clicks	1,176,680	1,110,965
#purchases	57,269	43,946

is to reweigh Eqn. (8) with propensity score and evaluate it with metric in [45].

7 APPENDIX

7.1 The Algorithm of MCRL

Here is the pseudocode for the overall MCRL algorithm.

7.2 Dataset Description

Here are the statistical features of the RetailRocket and Yoochoose datasets.

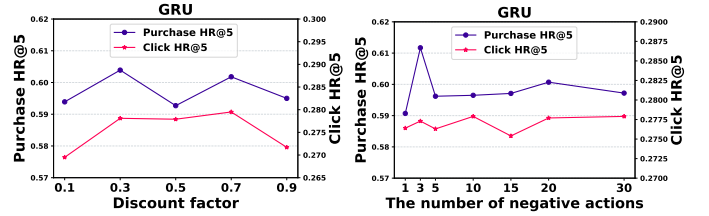


Figure 5: Hyperparameter Study of discount factor and the number of negative actions on RetailRocket.

7.3 Figures of Ablation Study of Contrastive Learning and Hyperparameter

Here are results of ablation study of contrastive learning and hyperparameter.

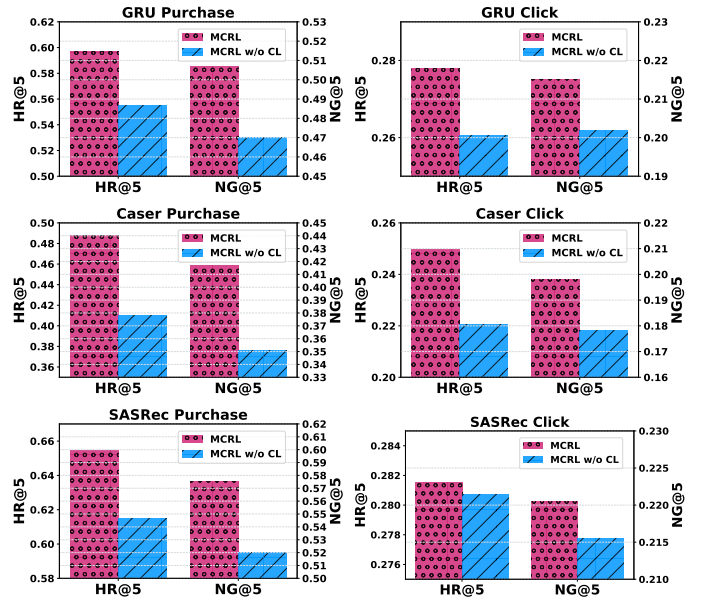


Figure 6: The ablation study of contrastive learning on RetailRocket.

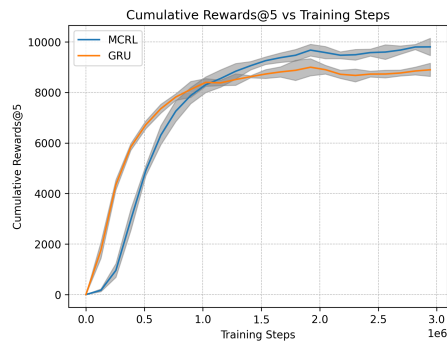


Figure 7: Learning curves of supervised and RL recommender, averaged over 5 runs.

## REFERENCES

- [1] Pedro Dalla Vecchia Chaves, Bruno L. Pereira, and Rodrygo L. T. Santos. 2022. Efficient Online Learning to Rank for Sequential Music Recommendation. In *WWW*. 2442–2450.
- [2] Minmin Chen, Alex Beutel, Paul Covington, Sagar Jain, Francois Belletti, and Ed H. Chi. 2019. Top-K Off-Policy Correction for a REINFORCE Recommender System. In *Proceedings of the Twelfth ACM International Conference on Web Search and Data Mining, WSDM 2019, Melbourne, VIC, Australia, February 11–15, 2019*.
- [3] Chen Cheng, Haiqin Yang, Michael R Lyu, and Irwin King. 2013. Where you like to go next: Successive point-of-interest recommendation. In *IJCAI*. 2605–2611.
- [4] James J Choi, David Laibson, Brigitte C Madrian, and Andrew Metrick. 2009. Reinforcement learning and savings behavior. *The Journal of finance* 64, 6 (2009), 2515–2534.
- [5] Paul Covington, Jay Adams, and Emre Sargin. 2016. Deep Neural Networks for YouTube Recommendations. In *RecSys*. 191–198.
- [6] Jacob Devlin, Ming-Wei Chang, Kenton Lee, and Kristina Toutanova. 2019. BERT: Pre-training of Deep Bidirectional Transformers for Language Understanding. In *NAACL*. 4171–4186.
- [7] Gabriel Dulac-Arnold, Richard Evans, Hado van Hasselt, Peter Sunehag, Timothy Lillicrap, Jonathan Hunt, Timothy Mann, Theophane Weber, Thomas Degris, and Ben Coppin. 2015. Deep reinforcement learning in large discrete action spaces. *arXiv preprint arXiv:1512.07679* (2015).
- [8] Xinyan Fan, Jianxun Lian, Wayne Xin Zhao, Zheng Liu, Chaozhuo Li, and Xing Xie. 2022. Ada-Ranker: A Data Distribution Adaptive Ranking Paradigm for Sequential Recommendation. In *SIGIR '22: The 45th International ACM SIGIR Conference on Research and Development in Information Retrieval, Madrid, Spain, July 11 - 15, 2022*.
- [9] Xinyan Fan, Zheng Liu, Jianxun Lian, Wayne Xin Zhao, Xing Xie, and Ji-Rong Wen. 2021. Lighter and Better: Low-Rank Decomposed Self-Attention Networks for Next-Item Recommendation. In *SIGIR*. 1733–1737.
- [10] Scott Fujimoto, Herke Hoof, and David Meger. 2018. Addressing function approximation error in actor-critic methods. In *International conference on machine learning*. PMLR, 1587–1596.
- [11] Scott Fujimoto, David Meger, and Doina Precup. 2019. Off-Policy Deep Reinforcement Learning without Exploration. In *ICML 2019, 9–15 June 2019, Long Beach, California, USA*, Vol. 97. PMLR, 2052–2062.
- [12] Ehsan Gholami, Mohammad Motamedi, and Ashwin Aravindakshan. 2022. PARSRec: Explainable Personalized Attention-fused Recurrent Sequential Recommendation Using Session Partial Actions. In *KDD '22: The 28th ACM SIGKDD Conference on Knowledge Discovery and Data Mining, Washington, DC, USA, August 14 - 18, 2022*. ACM, 454–464.
- [13] Hado Hasselt. 2010. Double Q-learning. *NIPS* 23 (2010).
- [14] Kaiming He, Xinlei Chen, Saining Xie, Yanghao Li, Piotr Dollár, and Ross B. Girshick. 2022. Masked Autoencoders Are Scalable Vision Learners. In *CVPR*. 15979–15988.
- [15] Ruining He and Julian McAuley. 2016. Fusing similarity models with markov chains for sparse sequential recommendation. In *ICDM*. 191–200.
- [16] Balázs Hidasi, Alexandros Karatzoglou, Linas Baltrunas, and Domonkos Tikk. 2016. Session-based Recommendations with Recurrent Neural Networks. In *ICLR*.
- [17] Ionel-Alexandru Hosu and Traian Rebedea. 2016. Playing Atari Games with Deep Reinforcement Learning and Human Checkpoint Replay. *CoRR* (2016).
- [18] Kalervo Järvelin and Jaana Kekäläinen. 2002. Cumulated gain-based evaluation of IR techniques. *ACM Trans. Inf. Syst.* 20 (2002), 422–446.
- [19] Gregory Kahn, Adam Villafior, Bosen Ding, Pieter Abbeel, and Sergey Levine. 2018. Self-Supervised Deep Reinforcement Learning with Generalized Computation Graphs for Robot Navigation. In *2018 IEEE International Conference on Robotics and Automation, ICRA 2018, Brisbane, Australia, May 21–25, 2018*. 1–8.
- [20] Wang-Cheng Kang and Julian McAuley. 2018. Self-attentive sequential recommendation. In *ICDM*. 197–206.
- [21] Diederik P. Kingma and Jimmy Ba. 2015. Adam: A Method for Stochastic Optimization. In *ICLR 2015, San Diego, CA, USA, May 7–9, 2015, Conference Track Proceedings*, Yoshua Bengio and Yann LeCun (Eds.).
- [22] B. Ravi Kiran, Ibrahim Sobh, Victor Talpaert, Patrick Mannion, Ahmad A. Al Sallab, Senthil Kumar Yogamani, and Patrick Pérez. 2022. Deep Reinforcement Learning for Autonomous Driving: A Survey. *IEEE Trans. Intell. Transp. Syst.* 23, 6 (2022), 4909–4926.
- [23] Ilya Kostrikov, Ashvin Nair, and Sergey Levine. 2022. Offline Reinforcement Learning with Implicit Q-Learning. In *ICLR 2022, Virtual Event, April 25–29, 2022*.
- [24] Aviral Kumar, Justin Fu, Matthew Soh, George Tucker, and Sergey Levine. 2019. Stabilizing Off-Policy Q-Learning via Bootstrapping Error Reduction. In *NeurIPS 2019, December 8–14, 2019, Vancouver, BC, Canada*. 11761–11771.
- [25] Aviral Kumar, Aurick Zhou, George Tucker, and Sergey Levine. 2020. Conservative Q-Learning for Offline Reinforcement Learning. In *NeurIPS 2020, December 6–12, 2020, virtual*.
- [26] Lucas Lehnert, Michael L. Littman, and Michael J. Frank. 2020. Reward-predictive representations generalize across tasks in reinforcement learning. *PLoS Comput. Biol.* 16, 10 (2020).
- [27] Sergey Levine, Chelsea Finn, Trevor Darrell, and Pieter Abbeel. 2016. End-to-End Training of Deep Visuomotor Policies. *J. Mach. Learn. Res.* 17 (2016), 39:1–39:40.
- [28] Sergey Levine, Aviral Kumar, George Tucker, and Justin Fu. 2020. Offline Reinforcement Learning: Tutorial, Review, and Perspectives on Open Problems. *CoRR abs/2005.01643* (2020).
- [29] Yue Liu, Junqi Ma, Yufei Xie, Xuefeng Yang, Xingzhen Tao, Lin Peng, and Wei Gao. 2022. Contrastive predictive coding with transformer for video representation learning. *Neurocomputing* 482 (2022), 154–162.
- [30] Zhuang Liu, Yunpu Ma, Marcel Hildebrandt, Yuanxin Ouyang, and Zhang Xiong. 2022. CDARL: a contrastive discriminator-augmented reinforcement learning framework for sequential recommendations. *Knowl. Inf. Syst.* 64, 8 (2022), 2239–2265.
- [31] Ziru Liu, Jiejie Tian, Qingpeng Cai, Xiangyu Zhao, Jingtong Gao, Shuchang Liu, Dayou Chen, Tonghao He, Dong Zheng, Peng Jiang, and Kun Gai. 2023. Multi-Task Recommendations with Reinforcement Learning. In *Proceedings of the ACM Web Conference 2023, WWW 2023, Austin, TX, USA, 30 April 2023 - 4 May 2023*. 1273–1282.
- [32] Xiaoteng Ma, Yiqin Yang, Hao Hu, Qihan Liu, Jun Yang, Chongjie Zhang, Qianchuan Zhao, and Bin Liang. 2021. Offline reinforcement learning with value-based episodic memory. *arXiv preprint arXiv:2110.09796* (2021).
- [33] Thomas M. Moerland, Joost Broekens, Aske Plaat, and Catholijn M. Jonker. 2023. Model-based Reinforcement Learning: A Survey. *Found. Trends Mach. Learn.* 16 (2023), 1–118.
- [34] Aleksandr Petrov and Craig Macdonald. 2022. Effective and Efficient Training for Sequential Recommendation using Recency Sampling. In *RecSys*. ACM, 81–91.
- [35] Zhaochun Ren, Na Huang, Yidan Wang, Pengjie Ren, Jun Ma, Jiahuan Lei, Xinlei Shi, Hengliang Luo, Joemon M. Jose, and Xin Xin. 2023. Contrastive State Augmentations for Reinforcement Learning-Based Recommender Systems. In *Proceedings of the 46th International ACM SIGIR Conference on Research and Development in Information Retrieval, SIGIR 2023, Taipei, Taiwan, July 23–27, 2023*. 922–931.
- [36] Steffen Rendle, Christoph Freudenthaler, and Lars Schmidt-Thieme. 2010. Factorizing personalized markov chains for next-basket recommendation. In *WWW*. 811–820.
- [37] Julian Schrittwieser, Ioannis Antonoglou, Thomas Hubert, Karen Simonyan, Laurent Sifre, Simon Schmitt, Arthur Guez, Edward Lockhart, Demis Hassabis, Thore Graepel, Timothy P. Lillicrap, and David Silver. 2020. Mastering Atari, Go, chess and shogi by planning with a learned model. *Nat.* 588, 7839 (2020), 604–609.
- [38] Guy Shani, Ronen I. Brafman, and David Heckerman. 2013. An MDP-based Recommender System. *CoRR abs/1301.0600* (2013).
- [39] Jing-Cheng Shi, Yang Yu, Qing Da, Shi-Yong Chen, and Anxiang Zeng. 2019. Virtual-Taobao: Virtualizing Real-World Online Retail Environment for Reinforcement Learning. In *The Thirty-Third AAAI Conference on Artificial Intelligence, AAAI 2019, The Thirty-First Innovative Applications of Artificial Intelligence Conference, IAAI 2019, The Ninth AAAI Symposium on Educational Advances in Artificial Intelligence, EAAI 2019, Honolulu, Hawaii, USA, January 27 - February 1, 2019*. 4902–4909.
- [40] David Silver, Julian Schrittwieser, Karen Simonyan, Ioannis Antonoglou, Aja Huang, Arthur Guez, Thomas Hubert, Lucas Baker, Matthew Lai, Adrian Bolton, Yutian Chen, Timothy P. Lillicrap, Fan Hui, Laurent Sifre, George van den Driessche, Thore Graepel, and Demis Hassabis. 2017. Mastering the game of Go without human knowledge. *Nat.* 550, 7676 (2017), 354–359.

- [41] Dusan Stamenkovic, Alexandros Karatzoglou, Ioannis Arapakis, Xin Xin, and Kleomenis Katevas. 2022. Choosing the Best of Both Worlds: Diverse and Novel Recommendations through Multi-Objective Reinforcement Learning. In *WSDM '22: The Fifteenth ACM International Conference on Web Search and Data Mining, Virtual Event / Tempe, AZ, USA, February 21 - 25, 2022*. 957–965.
- [42] Fei Sun, Jun Liu, Jian Wu, Changhua Pei, Xiao Lin, Wenwu Ou, and Peng Jiang. 2019. BERT4Rec: Sequential Recommendation with Bidirectional Encoder Representations from Transformer. In *CIKM*. 1441–1450.
- [43] Jiayi Tang and Ke Wang. 2018. Personalized top-n sequential recommendation via convolutional sequence embedding. In *WSDM*. 565–573.
- [44] Changxin Tian, Zihan Lin, Shuqing Bian, Jinpeng Wang, and Wayne Xin Zhao. 2022. Temporal Contrastive Pre-Training for Sequential Recommendation. In *Proceedings of the 31st ACM International Conference on Information & Knowledge Management, Atlanta, GA, USA, October 17-21, 2022*. ACM, 1925–1934.
- [45] Nikos Vlassis, Aurélien Bibaut, Maria Dimakopoulou, and Tony Jebara. 2019. On the Design of Estimators for Bandit Off-Policy Evaluation. In *Proceedings of the 36th International Conference on Machine Learning, ICML 2019, 9-15 June 2019, Long Beach, California, USA*.
- [46] Kai Wang, Zhene Zou, Minghao Zhao, Qilin Deng, Yue Shang, Yile Liang, Runze Wu, Xudong Shen, Tangjie Lyu, and Changjie Fan. 2023. RL4RS: A Real-World Dataset for Reinforcement Learning based Recommender System. In *Proceedings of the 46th International ACM SIGIR Conference on Research and Development in Information Retrieval, SIGIR 2023, Taipei, Taiwan, July 23-27, 2023*. 2935–2944.
- [47] Chuhan Wu, Fangzhao Wu, and Yongfeng Huang. 2021. Rethinking InfoNCE: How Many Negative Samples Do You Need? *CoRR* abs/2105.13003 (2021).
- [48] Xu Xie, Fei Sun, Zhaoyang Liu, Shiwen Wu, Jinyang Gao, Jiandong Zhang, Bolin Ding, and Bin Cui. 2022. Contrastive Learning for Sequential Recommendation. In *ICDE*. 1259–1273.
- [49] Xin Xin, Alexandros Karatzoglou, Ioannis Arapakis, and Joemon M. Jose. 2020. Self-Supervised Reinforcement Learning for Recommender Systems. In *Proceedings of the 43rd International ACM SIGIR conference on research and development in Information Retrieval, SIGIR 2020, Virtual Event, China, July 25-30, 2020*. 931–940.
- [50] Xin Xin, Alexandros Karatzoglou, Ioannis Arapakis, and Joemon M. Jose. 2022. Supervised Advantage Actor-Critic for Recommender Systems. In *WSDM '22, Virtual Event / Tempe, AZ, USA, February 21 - 25, 2022*. 1186–1196.
- [51] Xin Xin, Tiago Pimentel, Alexandros Karatzoglou, Pengjie Ren, Konstantina Christakopoulou, and Zhaochun Ren. 2022. Rethinking Reinforcement Learning for Recommendation: A Prompt Perspective. In *SIGIR '22, Madrid, Spain, July 11 - 15, 2022*. ACM, 1347–1357.
- [52] Haoran Xu, Li Jiang, Jianxiong Li, and Xianyuan Zhan. 2022. A Policy-Guided Imitation Approach for Offline Reinforcement Learning. In *NeurIPS*.
- [53] Wanqi Xue, Qingpeng Cai, Zhenghai Xue, Shuo Sun, Shuchang Liu, Dong Zheng, Peng Jiang, Kun Gai, and Bo An. 2023. PrefRec: Recommender Systems with Human Preferences for Reinforcing Long-term User Engagement. In *Proceedings of the 29th ACM SIGKDD Conference on Knowledge Discovery and Data Mining, KDD 2023, Long Beach, CA, USA, August 6-10, 2023*. 2874–2884.
- [54] Wanqi Xue, Qingpeng Cai, Ruohan Zhan, Dong Zheng, Peng Jiang, and Bo An. 2022. ResAct: Reinforcing Long-term Engagement in Sequential Recommendation with Residual Actor. *CoRR* abs/2206.02620 (2022).
- [55] Denis Yarats, Ilya Kostrikov, and Rob Fergus. 2021. Image Augmentation Is All You Need: Regularizing Deep Reinforcement Learning from Pixels. In *ICLR 2021, Virtual Event, Austria, May 3-7, 2021*.
- [56] Fajie Yuan, Alexandros Karatzoglou, Ioannis Arapakis, Joemon M. Jose, and Xiangnan He. 2019. A Simple Convolutional Generative Network for Next Item Recommendation. In *WSDM*. 582–590.
- [57] Amy Zhang, Clare Lyle, Shagun Sodhani, Angelos Filos, Marta Kwiatkowska, Joelle Pineau, Yarin Gal, and Doina Precup. 2020. Invariant Causal Prediction for Block MDPs. In *Proceedings of the 37th International Conference on Machine Learning, ICML 2020, 13-18 July 2020, Virtual Event, Vol. 119*. 11214–11224.
- [58] Amy Zhang, Rowan Thomas McAllister, Roberto Calandra, Yarin Gal, and Sergey Levine. 2021. Learning Invariant Representations for Reinforcement Learning without Reconstruction. In *ICLR 2021, Virtual Event, Austria, May 3-7, 2021*. OpenReview.net.
- [59] Yixin Zhang, Yong Liu, Yonghui Xu, Hao Xiong, Chenyi Lei, Wei He, Lizhen Cui, and Chunyan Miao. 2022. Enhancing Sequential Recommendation with Graph Contrastive Learning. In *Proceedings of the Thirty-First International Joint Conference on Artificial Intelligence, IJCAI 2022, Vienna, Austria, 23-29 July 2022*, Luc De Raedt (Ed.).
- [60] Kesen Zhao, Shuchang Liu, Qingpeng Cai, Xiangyu Zhao, Ziru Liu, Dong Zheng, Peng Jiang, and Kun Gai. 2023. KuaiSim: A Comprehensive Simulator for Recommender Systems. *CoRR* (2023).
- [61] Xiangyu Zhao, Changsheng Gu, Haoshengjun Zhang, Xiwang Yang, Xiaobing Liu, Jiliang Tang, and Hui Liu. 2021. DEAR: Deep Reinforcement Learning for Online Advertising Impression in Recommender Systems. In *Thirty-Fifth AAAI Conference on Artificial Intelligence, AAAI 2021, Thirty-Third Conference on Innovative Applications of Artificial Intelligence, IAAI 2021, The Eleventh Symposium on Educational Advances in Artificial Intelligence, EAAI 2021, Virtual Event, February 2-9, 2021*. 750–758.
- [62] Xiangyu Zhao, Long Xia, Jiliang Tang, and Dawei Yin. 2019. Deep reinforcement learning for search, recommendation, and online advertising: a survey. *SIGWEB Newsl.* (2019), 4:1–4:15.
- [63] Xiangyu Zhao, Liang Zhang, Zhuoye Ding, Long Xia, Jiliang Tang, and Dawei Yin. 2018. Recommendations with Negative Feedback via Pairwise Deep Reinforcement Learning. In *Proceedings of the 24th ACM SIGKDD International Conference on Knowledge Discovery & Data Mining, KDD 2018, London, UK, August 19-23, 2018*.
- [64] Guorui Zhou, Xiaoqiang Zhu, Chengru Song, Ying Fan, Han Zhu, Xiao Ma, Yanghui Yan, Junqi Jin, Han Li, and Kun Gai. 2018. Deep Interest Network for Click-Through Rate Prediction. In *SIGKDD*. 1059–1068.