

SCB-ST-Dataset4: Extending the Spatio-Temporal Behavior Dataset in Student Classroom Scenarios Through Image Dataset Method

1st FAN YANG

Chengdu Neusoft University
Chengdu, China
Yang.Fan@nsu.edu.cn

2nd Xiaofei Wang

Chengdu University
Chengdu, China
wangxiaofei@cdu.edu.cn

3rd Baocai Zhong

Chengdu Neusoft University
Chengdu, China
zhongbaocai@nsu.edu.cn

3th Jialing Zhong

Chengdu Neusoft University
Chengdu, China
zhongjialing@nsu.edu.cn

4rd Deyu Liu

Chengdu Neusoft University
Chengdu, China
LiuDeyu@nsu.edu.cn

5th Tao Wang

Chengdu Neusoft University
Chengdu, China
wang-tao@nsu.edu.cn

Abstract—Using deep learning methods to detect students’ classroom behavior automatically is a promising approach for analyzing their class performance and improving teaching effectiveness. However, the lack of publicly available spatio-temporal datasets on student behavior, as well as the high cost of manually labeling such datasets, pose significant challenges for researchers in this field. To address this issue, we proposed a method for extending the spatio-temporal behavior dataset in Student Classroom Scenarios (SCB-ST-Dataset4) through image dataset. Our SCB-ST-Dataset4 comprises 754094 images with 25670 labels, focusing on 3 behaviors: hand-raising, reading, writing. Our proposed method can rapidly generate spatio-temporal behavioral datasets without requiring annotation. Furthermore, we proposed a Behavior Similarity Index (BSI) to explore the similarity of behaviors. We evaluated the dataset using the YOLOv5, YOLOv7, YOLOv8, and SlowFast algorithms, achieving a mean average precision (map) of up to 82.3%. The experiment further demonstrates the effectiveness of our method. This dataset provides a robust foundation for future research in student behavior detection, potentially contributing to advancements in this field. The SCB-ST-Dataset4 is available for download at: <https://github.com/Whiffe/SCB-dataset>.

Index Terms—spatio-temporal behavior dataset, SlowFast, YOLOv7, student classroom behavior, SCB-ST-Dataset4

I. INTRODUCTION

In recent years, behavior detection technology [1] has emerged as a valuable tool in analyzing student behavior in class videos (Fig. 1). This technology helps teachers, administrators, students, and parents understand classroom dynamics and learning performance. Traditional teaching models struggle to monitor every student’s progress, relying on observations of a few students. Similarly, administrators and parents rely on limited information to assess education quality. Employing behavior detection technology to analyze student behavior accurately can offer more comprehensive and accurate feedback on education and teaching.

Identify applicable funding agency here. If none, delete this.



Fig. 1. SlowFast detection in students’ classroom.

Student classroom behavior datasets and methods

Existing student classroom behavior detection algorithms can be roughly divided into three categories: video-action-recognition-based [2], pose-estimation-based [3] and object-detection-based [4]. Video-based student classroom behavior detection enables the recognition of continuous behavior, which requires labeling a large number of samples. For example, the AVA dataset [5] for SlowFast [6] and MAE [7] detection is annotated with 1.58M. The number of annotations in datasets such as UCF101 [8], Kinetics400 [9], AVA-Kinetics [10], and MultiSports [11] is also significantly large. Interestingly, in previous research [1] and experiments, similar findings have been observed: some actions can sometimes be determined by the context or scene alone. For example, the model can predict the action riding a bike as long as it recognizes a bike in the video frame. The model may also predict the action cricket bowling if it recognizes the cricket pitch. Hence for these classes, video action recognition may become an object/scene classification problem without the need of reasoning motion/temporal information. And pose-

TABLE I
DATASETS AND METHODS OF STUDENT CLASSROOM BEHAVIOR IN RECENT YEARS

Dataset	Content	Method
ActRec-Classroom [19]	The dataset comprises 5 classes: listening, fatigue, raising hand, leaning, and reading/writing with 5,126 images.	First, Faster R-CNN detects human bodies. Then, OpenPose extracts key points of skeletons, faces, and fingers. Finally, a CNN-based classifier is developed for action recognition.
A large-scale dataset for student behavior [20]	The dataset from thirty schools, labeling these behaviors using bounding boxes frame-by-frame, which contains 70k hand-raising samples, 20k standing samples, and 3k sleeping samples.	An enhanced Faster R-CNN model for student behavior analysis includes a scale-aware detection head, a feature fusion strategy, and the utilization of OHEM for improved detection performance with reduced computation overhead and class imbalances in a real corpus dataset.
BNU-LCSAD [21]	A comprehensive dataset that can be employed for recognizing, detecting, and captioning students' behaviors in a classroom. The dataset include 128 videos in different disciplines and in 11 classrooms.	The baseline models used for different tasks include the two-stream network for recognition, ACAM [22] and MOC [23] for action detection, BSN [24] and DBG [25] for temporal detection, and RecNet [26] and HACA [27] for video captioning.
Student Classroom Behavior Dataset [28]	The dataset included 400 students from 90 classroom videos in a primary school. The images were collected using single-person images. There are 10,000 images of students raising their hands, walking back and forth, writing on the blackboard, and looking up and down. Additionally, there are 1,000 images of students bending down, standing, and lying on the table.	The proposed method utilizes a 10-layer deep convolutional neural network (CNN-10) to recognize student classroom behaviors by extracting key information from human skeleton data, effectively excluding irrelevant information, and achieving higher recognition accuracy and generalization ability.
Student behavior dataset [29]	A dataset of student behavior based on an intelligent classroom was established. Student behavior was divided into seven classes, and challenging class surveillance videos were selected for annotation to generate the dataset.	The proposed method integrates relational features to analyze how actors interact with their surrounding context. It models human-to-human relationships using body parts and context and combines these relational features with appearance features for accurate human-to-human interaction recognition.
Student action dataset [30]	A dataset that contains 3881 labeled images of various student behaviors in a classroom environment, including raising hands, paying attention, eating, being distracted, reading books, using phone, writing, feeling bored, and laughing.	The YOLOv5 object detection model is used to train and evaluate.
A large-scale student behavior dataset [31]	The dataset that contains five representative student behaviors highly correlated with student engagement (raising hand, standing up, sleeping, yawning, and smiling) and tracks the change trends of these behaviors during the course.	The proposed StuArt, an innovative automated system that enables instructors to closely monitor the learning progress of each student in the classroom. StuArt also includes user-friendly visualizations to facilitate instructors' understanding of individual and overall learning status.
Classroom behavior dataset [32]	The dataset is made up of genuine images from publicly available education videos that cover primary, middle, university levels. The dataset includes 4432 images and 151574 annotations. It captures 7 common student behaviors (writing, reading, listening, raising hand, turning around, standing, and discussing) and 1 typical teacher behavior (guiding).	Authors propose BiTNet, a real-time object detection network, for enhancing teaching quality and providing feedback through real-time analysis of student behavior in the classroom. BiTNet addresses challenges current methods face, such as occlusion and small objects in images.
Teacher Behavior Dataset (STBD-08) [33]	The dataset contains 4432 images with 151574 labeled anchors covering eight typical classroom behaviors.	To address these challenges, such as occlusions, pose variations, and inconsistent target scales, authors propose an advanced single-stage object detector called ConvNeXt Block Prediction Head Network (CBPH-Net).

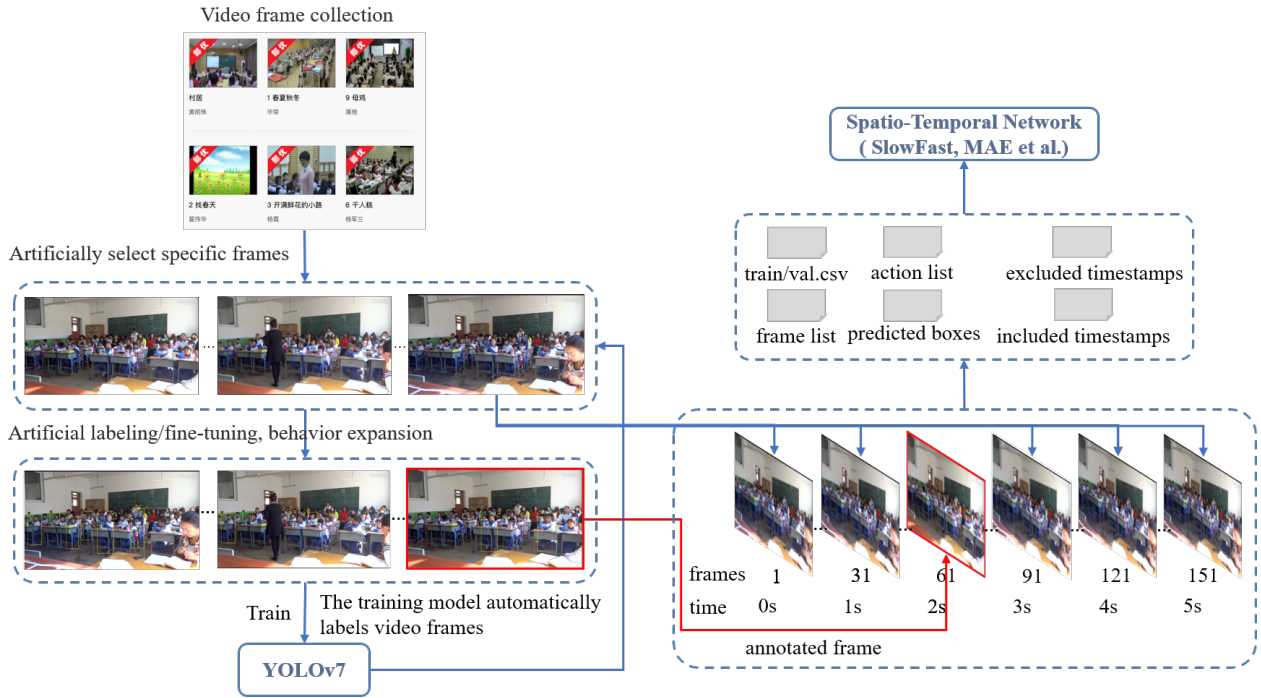


Fig. 2. Process for creating SCB-ST-Dataset4.

estimation-based algorithms characterize human behavior by obtaining the position and motion information of each joint in the body. Still, they are not applicable for behavior detection in overcrowded classrooms. In recent years object-detection-based algorithms have made tremendous breakthroughs, such as YOLOv5 [12], YOLOv7 [13], YOLOv8 [14]. In the past, we attempted to employ the method of object-detection to achieve the detection of students' classroom behavior [15]–[18] and successfully achieved promising outcomes.

In this study, we have iteratively optimized our previous work further to expand the SCB-Dataset [15]–[18]. Through comparing three behaviors (hand-raising, reading, writing), we aim to explore and analyze the strengths and weaknesses of object detection and spatio-temporal behavior detection in students' classroom behavior scenarios. This analysis can offer valuable insights for future researchers when selecting algorithms.

In addition, we have conducted extensive data statistics and benchmark tests to ensure the dataset's quality, providing reliable Student Classroom Behavior Dataset. This work further addressed the research gap in detecting student behaviors in classroom teaching scenarios.

Our main contributions are as follows:

1. We proposed a method to expand the image dataset into a spatio-temporal behavior dataset (SCB-ST-Dataset4) using the SCB-Dataset3-U dataset. Our proposed method effectively reduces the manpower required and significantly increases the scale of video dataset creation.
2. We conducted extensive benchmark testing on the SCB-ST-Dataset4, providing a solid foundation for future research.

3. We proposed a new metric, the Behavior Similarity Index (BSI), which measures the similarity in form between different behaviors under a network model.

II. RELATED WORKS

Recently, many researchers have utilized computer vision to detect student classroom behaviors. However, the lack of public student behavior datasets in education restricts the research and application of behavior detection in classroom scenes. Many researchers have also proposed many unpublished datasets. The relevant datasets and methods are shown in Table I.

III. SCB-ST-DATASET4

A. The SCB-ST-Dataset4 Production Process

Understanding student behavior is crucial for comprehending their learning process, personality, and psychological traits and is important in evaluating the quality of education. The hand-raising, reading, writing are important indicators of evaluating classroom quality. Based on our previous work, Based on the SCB-Dataset3-U dataset, we used the method shown in the Fig. 2 to expand the image dataset into a spatio-temporal behavior dataset. This expansion method effectively reduces the required manpower and significantly increases the scale of video dataset creation. This expanded dataset is referred to as SCB-ST-Dataset4.

For the SCB-ST-Dataset4 (classroom dataset from kindergarten to high school), we collected over a thousand videos ranging from kindergarten to high school, each lasting approximately 40 minutes. We intentionally selected 3 to 15

frames with a specific time interval for each video to reduce imbalances in behavior classes and improve representativeness and authenticity. The videos were extracted from the “bjyhjy”, “1s1k”, “youke”, “qlteacher” and “youke-smile.shcc” websites.

The production of SCB-ST-Dataset4 is divided into two parts. The first part entails the content on the left side of Fig. 2, which pertains to the production process of the image dataset. The right side of the figure outlines the procedure for expanding the image dataset into a spatio-temporal behavior dataset.

For the left part, firstly, we collected a series of suitable video frames from an online course website and carefully screened them. Next, we manually annotated these video frames to provide accurate label data for subsequent training. Then, we input the annotated data into the YOLOv7 model for training. By using this model, we can perform inference detection on the unannotated video frames, the model detects the target objects in the videos. We further fine-tune these detection results using artificial intelligence techniques to improve the accuracy and reliability of the detection while reducing human effort. Finally, we input the fine-tuned data back into the YOLOv7 model for training again to further optimize the model’s performance. Through iterative training, we continuously improve the accuracy and robustness of the model, resulting in more accurate detection results.

For the right part, each video in our extended spatio-temporal behavior dataset is set to a length of 5 seconds (30 frames per second). First, we select a video frame with existing labels as the frame for the 2nd second (61st frame). Then, a crucial step is taken: if we are able to track the position of this video frame in the video, we extract the preceding 60 frames and the subsequent 90 frames to form a continuous spatio-temporal behavior video. If we are unable to track the position of the video frame in the video, we replicate the video and make 60 copies in front and 90 copies at the back. Next, we generate labels for the spatio-temporal behavior dataset and input them into the spatio-temporal behavior detection network for training.




Fig. 3. Overlapping results of detection for reading and writing behavior.




Fig. 4. Challenges in the SCB-ST-Dataset4 include dense environments, similar behaviors, and pixel differences..




Fig. 5. Challenges in the SCB-ST-Dataset4 include varying shooting angles, class differences, and different learning stages.

B. The SCB-ST-Dataset4 Challenge

During the iterative training process on SCB-ST-Dataset4, we encountered an issue where there was an overlap between the bounding boxes of the “reading” and “writing” behaviors in the behavior detection (see Fig. 3). Specifically, there were 8 instances where the bounding boxes overlapped between these two behaviors. This observation indirectly suggests that “reading” and “writing” behaviors are visually similar, making distinguishing between them more challenging for the YOLOv7 model. To improve the accuracy of the model, further exploration is needed to address this challenge.

And the classroom environment presents challenges for detecting behavior due to the crowded students and variation in positions, as shown in Fig. 4 I and II. In addition to the high degree of similarity between reading and writing in certain scenarios, there is also a visual similarity between hand-raising and other classes of behavior. This further complicates the detection process, as shown in Fig. 4 III.

The SCB-ST-Dataset4 was collected from different angles, including front, side, and back views (Fig. 5 I). Additionally, the classroom environment and seating arrangement can vary, which adds complexity to the detection task (Fig. 5 II). Student classroom behavior behaviors also differ across learning stages from kindergarten to high-school, creating challenges for detection (Fig. 5 III).

TABLE II
COMPARISONS OF SCB-DATASET1, SCB-DATASET2, SCB-DATASET3-S,
SCB-DATASET3-U, SCB-ST-DATASET4.

	SCB1	SCB2	SCB3-S	SCB3-U	SCB4
classes	1	3	3	6	3
Images	4001	4266	5015	671	754094
Annotations	11248	18499	25810	19768	25670

C. Statistics of The SCB-ST-Dataset4

Table II shows the one-year iteration process of our student behavior dataset, where SCB1 represents SCB-Dataset1, SCB2 represents SCB-Dataset2, SCB3-S represents SCB-Dataset3-S, SCB3-U represents SCB-Dataset3-U, and SCB4 represents SCB-ST-Dataset4. The “class” row indicates the behaviors. The number 1 represents the hand-raising behavior, the number 3 represents the hand-raising, reading, and writing behaviors, and the number 6 represents the hand-raising, reading, writing, using phone, bowing the head, and leaning over the table. It can be seen from the table that our dataset has increased in both class and image quantity, especially notable is the rapid expansion of SCB-ST-Dataset4 in terms of image quantity.

Table III displays the number of different behavior classes in each dataset.



Fig. 6. Example images of classroom behavior dataset.

Some visual examples of the SCB-ST-Dataset4 are illustrated in Fig. 6

IV. EXPERIMENTS

A. Experimental Environment and Dataset

The experiment was compiled and tested using Python 3.8, the corresponding development tool was PyCharm, the main computer vision library was python-OpenCV 4.1.2, the deep learning framework used was Pytorch v1.11 with CUDA version 11.3 for model training, the operating system was Ubuntu 20.04.2, and the CPU: 12 vCPU Intel(R) Xeon(R) Platinum 8255C CPU @ 2.50GHz. The GPU: RTX 3080(10GB).

The dataset used in our experiments is SCB-Dataset3 and SCB-ST-Dataset4, which we split into training, validation sets with a ratio of 4:1.

B. Model Training

For SCB-Dataset3, the model was trained with an epoch set to 100, batch size set to 8, and image size set to 640x640. A pre-trained model was utilized for the training process.

As for SCB-ST-Dataset4, the model was trained with an epoch set to 43, batch size set to 2, learning rate set to 0.1, and image size set to 640x640. Similarly, a pre-trained model was used for the training.

C. Evaluation Metric

When evaluating the results of an experiment, we use two main criteria: Precision and Recall. True Positive (TP) represents a correct identification, False Positive (FP) means an incorrect identification, and False Negative (FN) indicates that the target was missed.

To calculate Precision (Eq. 1), we divide the number of True Positives by the sum of True Positives and False Positives. For Recall (Eq. 2), we divide the number of True Positives by the sum of True Positives and False Negatives. Both Precision and Recall must be considered to properly assess the accuracy of the experiment.

$$precision = \frac{TP}{TP + FP} \quad (1)$$

$$recall = \frac{TP}{TP + FN} \quad (2)$$

To provide a more thorough evaluation of Precision and Recall, the metrics of Average Precision (AP, Eq. 3) and mean Average Precision (mAP, Eq. 4) have been introduced. These metrics calculate the average Precision over a range of Recall values, which provides a more comprehensive assessment of the model’s performance. AP is the average of Precision values at all Recall levels, and mAP is the mean AP value averaged over different classes.

$$AP_i = \int_0^1 P(r)dr \quad (3)$$

$$mAP = \frac{1}{n} \sum_i^n (AP_i) \quad (4)$$

As shown in Table IV, mAP@50 refers to the mean average precision at IoU threshold 0.5, while mAP@50:95 represents the mean average precision at IoU thresholds ranging from 0.5 to 0.95.

$$BSI = \left(\frac{S_{i,j}}{N_i}, \frac{S_{i,j}}{N_j} \right) \quad (5)$$

To calculate the similarity of student behaviors, we introduce the BSI (Behavior Similarity Index), as shown in Eq. 5. In the equation, $S_{i,j}$ represents the overlap count between behavior class i and behavior class j , N_i represents the count of behavior class i , and N_j represents the count of behavior class j . Therefore, BSI represents the overlap rate of behavior classes i and j , and BSI can to some extent reflect the similarity between behaviors.

D. Analysis of experimental results

For our training on SCB-Dataset3 and SCB-ST-Dataset4, we employed YOLOv5, YOLOv7, YOLOv8, SlowFast. The outcomes of our experiments are detailed in Table IV. In the table, v5s represents YOLOv5s, v5m represents YOLOv5m, v7 represents YOLOv7, v7x represents YOLOv7x, v8s represents YOLOv8s, v8m represents YOLOv8m, and SF represents

TABLE III
STATISTICS OF BEHAVIOR CLASSES IN DIFFERENT DATASETS.

	hand-raising	reading	writing	using phone	bowing the head	leaning over the table
SCB1	11248	-	-	-	-	-
SCB2	10078	5882	2539	-	-	-
SCB3-S	11207	10841	3762	-	-	-
SCB3-U	6	7826	2984	6976	947	1029
SCB4	11085	10823	3762	-	-	-

TABLE IV
THE COMPARISON OF YOLOv5, YOLOv7, YOLOv8 ON SCB-DATASET3-S.

Models	v5s	v5m	v7	v7x	v8s	v8m	SF
mAP@ 50(%)	72.9	74.7	77.2	80.3	74.5	77.6	82.3

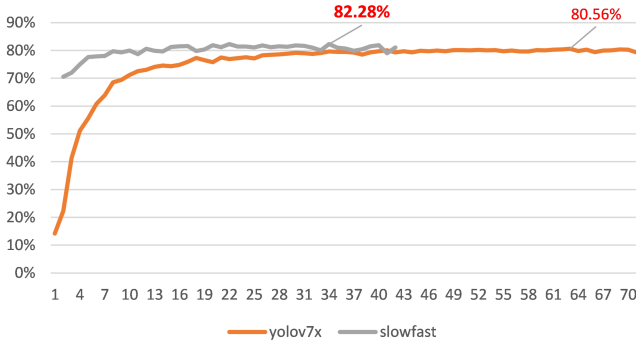


Fig. 7. Comparison of mAP@50 during training of YOLOv7 and SlowFast.

SlowFast. From the table, it can be seen that SlowFast achieves the highest mAP@50, which is 82.3%.

We compared the version of YOLO with the highest training accuracy in the YOLO series to SlowFast. As shown in Fig. 7, SlowFast iterated a total of 43 times, while YOLOv7x iterated 100 times. From the graph, it can be seen that SlowFast quickly converges and achieves an accuracy of over 80% within the first 10 iterations. Whether it is from the convergence speed or the final accuracy, SlowFast outperforms YOLOv7.

In order to further analyze the detection accuracy of different networks for each behavior (with data imbalance between behaviors), using the weights from the last training weight, we

TABLE V
DETECTION RESULTS(AP@50) OF VARIOUS CLASSES IN SCB-ST-DATASET4 USING YOLOv5M, YOLOv7X, YOLOv8M, AND SLOWFAST

Models	hand-raising (%)	reading (%)	writing (%)
YOLOv5m	85.4	75.2	63.3
YOLOv7x	86.8	77.4	70.0
YOLOv8m	84.6	76.2	66.8
SlowFast	96.9	89.8	57.8

TABLE VI
RESULTS OF BSI FOR DIFFERENT NETWORK MODELS

Models	BSI(0,1)	BSI(0,2)	BSI(1,2)
YOLOv5n	(0.5, 0.4)	(0.1, 0.2)	(3.8, 14.1)
YOLOv5s	(0.5, 0.4)	(0.2, 0.5)	(3.3, 11.9)
YOLOv5m	(0.4, 0.4)	(0.3, 0.8)	(3.2, 11.8)
YOLOv7	(0.7, 0.6)	(0.1, 0.3)	(5.7, 18.6)
YOLOv7x	(0.7, 0.5)	(0.0, 0.1)	(4.9, 17.2)
YOLOv8n	(0.3, 0.3)	(0.0, 0.1)	(4.5, 15.8)
YOLOv8s	(0.3, 0.3)	(0.0, 0.1)	(4.2, 15.5)
YOLOv8m	(0.4, 0.3)	(0.1, 0.2)	(3.6, 12.9)

compared the accuracy of YOLOv5m, YOLOv7x, YOLOv8m, and SlowFast models on three behaviors as shown in Table V. It can be seen that compared to SlowFast, the YOLO series has better detection performance for the behavior "writing" with less data. This is because during the training process, the YOLO series weights the imbalanced data, allowing the network to learn more from the minority samples, while SlowFast does not perform this operation.



Fig. 8. Comparison of SlowFast and YOLOv7x Detection.

Fig. 8 demonstrates a comparison of the detection results between SlowFast and YOLOv7x on the same video. The results generated by SlowFast are enclosed within dashed lines.

In addition, we conducted experiments to validate the effectiveness of the BSI proposed by us. Through visual observation, we found that writing and reading are similar behaviors. Therefore, we proposed the BSI to quantify this similarity and recorded the experimental results in Table VI,

we used 0 to represent hand-raising, 1 to represent reading, and 2 to represent writing. Based on the results from Table VI, we can observe that hand-raising behavior has almost no similarity with other behaviors while reading and writing exhibit a higher degree of similarity.

V. CONCLUSION

In this study, we propose a method to extend image datasets to video datasets. This method not only avoids the high cost of manual annotation, but also enables the field of student behavior detection to enter the realm of video understanding in a faster and more cost-effective way, laying a solid foundation for future research.

Future work includes adding more categories of student behaviors and reducing the data imbalance in the dataset. Additionally, improvements can be made to the SlowFast model from the perspective of loss functions, allowing the network to better learn from fewer samples. Furthermore, the use of state-of-the-art spatiotemporal behavior detection networks, such as MAE networks, can be considered to better integrate object detection and spatiotemporal behavior classification.

REFERENCES

- [1] Zhu Y, Li X, Liu C, et al. A comprehensive study of deep video action recognition[J]. arXiv preprint arXiv:2012.06567, 2020.
- [2] HUANG Y, LIANG M, WANG X, et al. Multi-person classroom action recognition in classroom teaching videos based on deep spatiotemporal residual convolution neural network[J]. Journal of Computer Applications, 2022, 42(3): 736.
- [3] He X, Yang F, Chen Z, et al. The recognition of student classroom behavior based on human skeleton and deep learning[J]. Mod. Educ. Technol, 2020, 30(11): 105-112.
- [4] YAN Xing-ya, KUANG Ya-xi, BAI Guang-rui, LI Yue. Student classroom behavior recognition method based on deep learning[J]. Computer Engineering, doi: 10.19678/j.issn.1000-3428.0065369.
- [5] Gu C, Sun C, Ross D A, et al. Ava: A video dataset of spatio-temporally localized atomic visual actions[C]//Proceedings of the IEEE conference on computer vision and pattern recognition. 2018: 6047-6056.
- [6] Feichtenhofer C, Fan H, Malik J, et al. Slowfast networks for video recognition[C]//Proceedings of the IEEE/CVF international conference on computer vision. 2019: 6202-6211.
- [7] Feichtenhofer C, Li Y, He K. Masked autoencoders as spatiotemporal learners[J]. Advances in neural information processing systems, 2022, 35: 35946-35958.
- [8] Soomro K, Zamir A R, Shah M. UCF101: A dataset of 101 human actions classes from videos in the wild[J]. arXiv preprint arXiv:1212.0402, 2012.
- [9] Carreira J, Zisserman A. Quo vadis, action recognition? a new model and the kinetics dataset[C]//proceedings of the IEEE Conference on Computer Vision and Pattern Recognition. 2017: 6299-6308.
- [10] Li A, Thotakuri M, Ross D A, et al. The AVA-kinetics localized human actions video dataset (2020)[J]. arXiv preprint arXiv:2005.00214, 2005.
- [11] Li Y, Chen L, He R, et al. Multisports: A multi-person video dataset of spatio-temporally localized sports actions[C]//Proceedings of the IEEE/CVF International Conference on Computer Vision. 2021: 13536-13545.
- [12] Jocher, G. (2020). YOLOv5 by Ultralytics (Version 7.0) [Computer software]. <https://doi.org/10.5281/zenodo.3908559>
- [13] Wang C Y, Bochkovskiy A, Liao H Y M. YOLOv7: Trainable bag-of-freebies sets new state-of-the-art for real-time object detectors[J]. arXiv preprint arXiv:2207.02696, 2022.
- [14] Jocher, G., Chaurasia, A., & Qiu, J. (2023). YOLO by Ultralytics (Version 8.0.0) [Computer software]. <https://github.com/ultralytics/ultralytics>
- [15] Fan Y. SCB-dataset: A Dataset for Detecting Student Classroom Behavior[J]. arXiv preprint arXiv:2304.02488, 2023.
- [16] Yang F, Wang T, Wang X. Student Classroom Behavior Detection based on YOLOv7-BRA and Multi-Model Fusion[J]. arXiv preprint arXiv:2305.07825, 2023.
- [17] Yang F. Student Classroom Behavior Detection based on Improved YOLOv7[J]. arXiv preprint arXiv:2306.03318, 2023.
- [18] Yang F, Wang T. SCB-Dataset3: A Benchmark for Detecting Student Classroom Behavior[J]. arXiv preprint arXiv:2310.02522, 2023.
- [19] Fu R, Wu T, Luo Z, et al. Learning behavior analysis in classroom based on deep learning[C]//2019 Tenth International Conference on Intelligent Control and Information Processing (ICICIP). IEEE, 2019: 206-212.
- [20] Zheng R, Jiang F, Shen R. Intelligent student behavior analysis system for real classrooms[C]//ICASSP 2020-2020 IEEE International Conference on Acoustics, Speech and Signal Processing (ICASSP). IEEE, 2020: 9244-9248.
- [21] Sun B, Wu Y, Zhao K, et al. Student Class Behavior Dataset: a video dataset for recognizing, detecting, and captioning students' behaviors in classroom scenes[J]. Neural Computing and Applications, 2021, 33: 8335-8354.
- [22] Ulutan O, Rallapalli S, Srivatsa M, et al. Actor conditioned attention maps for video action detection[C]//Proceedings of the IEEE/CVF Winter Conference on Applications of Computer Vision. 2020: 527-536.
- [23] Li Y, Wang Z, Wang L, et al. Actions as moving points[C]//Computer Vision—ECCV 2020: 16th European Conference, Glasgow, UK, August 23–28, 2020, Proceedings, Part XVI 16. Springer International Publishing, 2020: 68-84.
- [24] Lin T, Zhao X, Su H, et al. Bsn: Boundary sensitive network for temporal action proposal generation[C]//Proceedings of the European conference on computer vision (ECCV). 2018: 3-19.
- [25] Lin C, Li J, Wang Y, et al. Fast learning of temporal action proposal via dense boundary generator[C]//Proceedings of the AAAI conference on artificial intelligence. 2020, 34(07): 11499-11506.
- [26] Wang B, Ma L, Zhang W, et al. Reconstruction network for video captioning[C]//Proceedings of the IEEE conference on computer vision and pattern recognition. 2018: 7622-7631.
- [27] Wang X, Wang Y F, Wang W Y. Watch, listen, and describe: Globally and locally aligned cross-modal attentions for video captioning[J]. arXiv preprint arXiv:1804.05448, 2018.
- [28] Zhou J, Ran F, Li G, et al. Classroom Learning Status Assessment Based on Deep Learning[J]. Mathematical Problems in Engineering, 2022, 2022: 1-9.
- [29] Li Y, Qi X, Saudagar A K J, et al. Student behavior recognition for interaction detection in the classroom environment[J]. Image and Vision Computing, 2023: 104726.
- [30] Trabelsi Z, Alnajjar F, Parambil M M A, et al. Real-Time Attention Monitoring System for Classroom: A Deep Learning Approach for Student's Behavior Recognition[J]. Big Data and Cognitive Computing, 2023, 7(1): 48.
- [31] Zhou H, Jiang F, Si J, et al. Stuart: Individualized Classroom Observation of Students with Automatic Behavior Recognition And Tracking[C]//ICASSP 2023-2023 IEEE International Conference on Acoustics, Speech and Signal Processing (ICASSP). IEEE, 2023: 1-5.
- [32] Zhao J, Zhu H, Niu L. BiTNet: A lightweight object detection network for real-time classroom behavior recognition with transformer and bi-directional pyramid network[J]. Journal of King Saud University-Computer and Information Sciences, 2023, 35(8): 101670.
- [33] Zhao J, Zhu H. CBPH-Net: A Small Object Detector for Behavior Recognition in Classroom Scenarios[J]. IEEE Transactions on Instrumentation and Measurement, 2023.