

# White-box Compiler Fuzzing Empowered by Large Language Models

CHENYUAN YANG, University of Illinois Urbana-Champaign, USA

YINLIN DENG, University of Illinois Urbana-Champaign, USA

RUNYU LU, Huazhong University of Science and Technology, China

JIAYI YAO, The Chinese University of Hong Kong, Shenzhen, China

JIAWEI LIU, University of Illinois Urbana-Champaign, USA

REYHANEH JABBARVAND, University of Illinois Urbana-Champaign, USA

LINGMING ZHANG, University of Illinois Urbana-Champaign, USA

## Abstract

Compiler correctness is crucial, as miscompilation falsifying the program behaviors can lead to serious consequences over the software supply chain. In the literature, fuzzing has been extensively studied to uncover compiler defects. However, compiler fuzzing remains challenging: Existing arts focus on black- and grey-box fuzzing, which generates test programs without sufficient understanding of internal compiler behaviors. As such, they oftentimes fail to construct test programs to exercise important conditions of intricate optimizations. Meanwhile, traditional white-box techniques, such as symbolic execution, are computationally inapplicable to the giant codebase of compiler systems. Recent advances demonstrate that Large Language Models (LLMs) excel in code generation/understanding tasks and even have achieved state-of-the-art performance in black-box fuzzing. Nonetheless, prompting LLMs with compiler source-code information remains a missing piece of research in compiler testing.

To this end, we propose `WHITEFOX`, the first white-box compiler fuzzer using LLMs with source-code information to test compiler optimization. `WHITEFOX` adopts a dual-model framework: (i) an analysis LLM examines the low-level optimization source code and produces requirements on the high-level test programs that can trigger the optimization; (ii) a generation LLM produces test programs based on the summarized requirements. Additionally, optimization-triggering tests are also used as feedback to further enhance the test generation prompt on the fly. Our evaluation on four popular compilers from various domains shows that `WHITEFOX` can generate high-quality test programs to exercise deep optimizations requiring intricate conditions, practicing up to 8× more optimizations than state-of-the-art fuzzers. To date, `WHITEFOX` has found in total 96 bugs for the compilers under test, with 80 confirmed as previously unknown and 51 already fixed. Beyond compiler testing, `WHITEFOX` can also be adapted for white-box fuzzing of other complex, real-world software systems in general.

---

Authors' addresses: Chenyuan Yang, cy54@illinois.edu, University of Illinois Urbana-Champaign, USA; Yinlin Deng, yinlind2@illinois.edu, University of Illinois Urbana-Champaign, USA; Runyu Lu, lry89757@gmail.com, Huazhong University of Science and Technology, China; Jiayi Yao, jiayiyao@link.cuhk.edu.cn, The Chinese University of Hong Kong, Shenzhen, China; Jiawei Liu, jiawei6@illinois.edu, University of Illinois Urbana-Champaign, USA; Reyhaneh Jabbarvand, reyhaneh@illinois.edu, University of Illinois Urbana-Champaign, USA; Lingming Zhang, lingming@illinois.edu, University of Illinois Urbana-Champaign, USA.

## 1 INTRODUCTION

Modern compilers [5, 16, 23, 41, 45, 49] play a critical role in translating high-level programming languages into efficient machine code (e.g., X86 instructions). However, incorrect or misapplied optimizations can lead to subtle, hard-to-detect bugs, or even incur undesired program behaviors. Given the ubiquity of compilers in software development, it is vital to ensure the correctness of compiler optimizations. To this end, fuzzing (or fuzz testing) [48, 63] has been applied to automatically generate a large number of test inputs, aiming to expose potential compiler defects [46]. To date, a large body of fuzzing tools has been tailored for different languages and compilers [6, 13, 29, 33, 60], highlighting their success by finding a large number of bugs in these real-world compilers.

In the literature, researchers have proposed various fuzzing techniques to incorporate the knowledge about the system under test (SUT) during test generation [6, 13]. They can be mainly classified into three categories according to the extent of SUT knowledge visible to the fuzzer: black-box [29, 33, 60], grey-box [6, 13, 28], and white-box fuzzing [22, 44]. Black-box fuzzing has zero knowledge about the internal workings of the SUT and simply considers system input/interface information. Consequently, the inputs are generated without complying with the intended structures or behaviors of the SUT. In contrast, white-box fuzzing techniques, by inspecting the source code of the SUT, aim to synthesize test cases to exhaustively explore all possible code paths. Grey-box fuzzing lies between black- and white-box fuzzing. By leveraging partial program information of the SUT (e.g., code coverage), grey-box fuzzers attempt to efficiently produce tests that are more likely to exercise new program behaviors. While in theory, we can apply all such approaches for compiler fuzzing, each approach grapples with its own challenges and limitations owing to the immense complexity and scale of modern compiler systems. For instance, the widely-used C/C++ compiler, LLVM [23], is implemented with 14M lines of code, while the popular DL compiler, TensorFlow [49], has 3.5M lines.

**Challenges.** Black-box fuzzing, without knowledge of the internal workings, struggles due to the intricate conditions required to trigger optimizations. Simply generating random inputs, without any guidance, oftentimes proves impractical for reaching the deep corners of optimization logic. For example, a recent study [6] shows that the black-box fuzzer for C compilers, Csmith [60], which produces test-cases through grammar-based generation, is significantly less effective than coverage-guided fuzzing. Grey-box fuzzing, though better informed by source code instrumentation and often achieving higher code coverage than its black-box counterpart, still faces challenges reminiscent of black-box techniques. It frequently falls short of fully understanding the nuanced criteria required to trigger particular optimizations. This shortcoming stems from the fact that compiler optimizations typically hinge on meeting precise and strict conditions. A straightforward coverage-driven strategy might not navigate these specific states effectively. Moreover, grey-box compiler fuzzing [6, 13] even faces the challenge of generating semantically correct inputs, leading to the discovery of mostly front-end crash bugs. On the other hand, traditional white-box fuzzing, which relies on analyzing the internal behaviors of the target, becomes daunting with modern compilers. The sheer complexity of modern optimization techniques, combined with the vast landscape of programming paradigms and hardware platforms, makes modeling all behaviors an uphill task. For instance, in symbolic execution [22], a program is executed by using symbolic variables in place of concrete values, enabling the systematic exploration of every potential execution path determined by these symbolic representations. However, when applied to compiler systems, it becomes infeasible to designate every variable as symbolic. Even if such a feat were achievable, the vast scale of the implementation—spanning millions of lines of code—inevitably leads to *path explosion*, rendering the approach highly challenging.

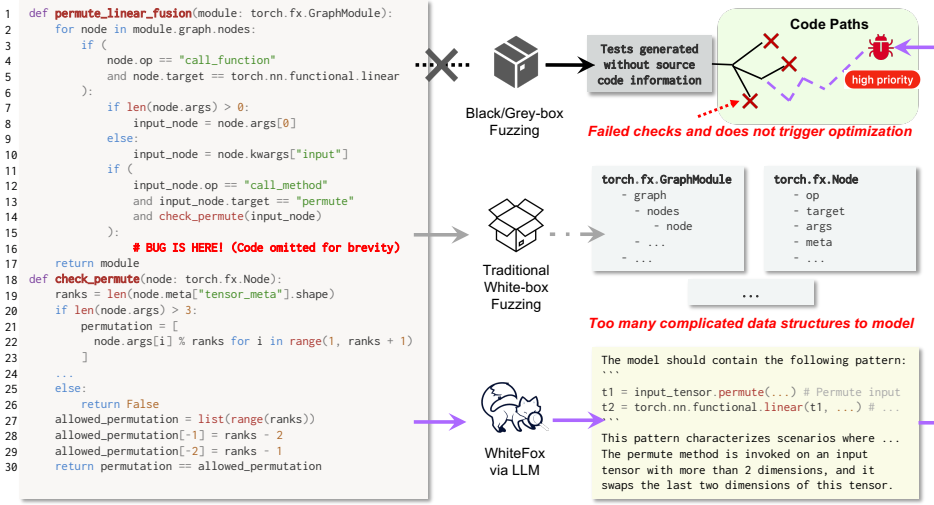


Fig. 1. Motivating example.

Furthermore, traditional compiler fuzzing techniques are typically tailored to specific languages/compilers. Yet, designing and implementing a fuzzing framework for a new compiler is both time-intensive and laborious. For instance, Csmith [60] is comprised of over 80K lines of code through years of development. Given the unique characteristics of each target language/compiler, reusing the efforts of one fuzzing implementation for a different input language/compiler often presents significant challenges.

**Motivation.** Figure 1 presents a motivating example of the `permute_linear_fusion` optimization in PyTorch Inductor [41]. This optimization fuses the `permute` and `linear` operators when the `permute` method is invoked on an input tensor with more than two dimensions, specifically swapping the last two dimensions. On the left side of the figure, we see its source code implementation. Here, the constraints required to trigger this optimization are explicitly detailed with nested `if` condition statements and a helper function `check_permute`. However, when applying fuzzing techniques to test this optimization, black/grey-box fuzzing struggles to generate models that align the `permute` and `linear` operators with these constraints. For instance, consider a scenario where a grey-box compiler fuzzer produces a model with the `linear` operator and covers the first `if`-check (Line 3-6, Figure 1) in this optimization. Even if a black/grey-box fuzzer repeatedly selects this test as a seed for mutation, it is challenging to successfully mutate the model to solely invoke the `permute` method on a tensor—specifically, to swap its last two dimensions—where the output should then serve as the input for `linear`. This is because both black-box and grey-box fuzzing are unaware that the models should include the `permute` and `linear` operators in this specific way, due to the absence of guidance from the source code implementation. As there are thousands of operators in PyTorch, it is very likely that such fuzzers will choose a different operator than `permute` or apply `permute` in many other ways. As a result, the generated models often fail validation checks and are *unable* to trigger the target optimization, let alone discover deep bugs (Line 16, Figure 1). On the other hand, though the white-box techniques have the potential to trigger this optimization theoretically, it is *impractical* to apply traditional white-box fuzzing to extract constraints from the implementation source code since there are too many complicated data structures involved in the optimization, such as `torch.fx.GraphModule` and `torch.fx.Node`. These structures are further

composed of several other intricate classes and have diverse attributes (e.g., args, shape, and rank). Additionally, the intricate constraints are often expressed in hierarchical conditions (e.g., nested if checks) and are even further complicated with checker functions. Therefore, it is extremely challenging, if not impossible, to accurately extract and express these constraints symbolically for constraint solvers, let alone apply any formal method to solve them.

**Insight.** Can we scale white-box fuzzing to fully test optimizations for any compilers? We address this question based on the insight that Large Language Models (LLMs) [4, 14, 27, 37, 38, 62] are pre-trained on a vast array of code spanning various programming languages. This broad foundation enables them to excel in comprehending and generating code across diverse languages [3]. Therefore, for the `permute_linear_fusion` optimization, different from typical white-box fuzzing, we can leverage LLMs to summarize the requirements for the models that could trigger it based on the source code information, as highlighted in the yellow text box of Figure 1. Subsequently, we can leverage the generated requirement description to further prompt LLMs to create the corresponding inputs, which are PyTorch models in this case. In our experiments, the generated tests indeed triggered the `permute_linear_fusion` optimization and even detected a previously unknown bug in it! This bug was confirmed by developers and labeled as *high-priority*.

**Our work.** We present WHITEFOX, the first *white-box* compiler fuzzing approach via Large Language Models (LLMs) to fully test the core optimization modules in various modern compilers. As discussed above, existing approaches to white-box testing cannot scale to model the behavioral information of complex compiler systems. Consequently, the key idea of WHITEFOX is to leverage LLMs to automatically infer the requirements on test programs that could trigger the optimizations in compilers based on its source code implementation. LLMs, having been pre-trained on an extensive corpus comprising natural languages and a variety of programming languages, possess the ability to comprehend and succinctly summarize optimization source code. In WHITEFOX, the input to the testing framework is the implementation source code of optimizations. First, an *analysis LLM* is deployed to automatically analyze and summarize the testing requirements for triggering optimizations. Subsequently, a *generation LLM* is used to produce numerous meaningful test programs guided by the generated requirements. To generate test programs that can directly exercise corresponding optimizations, WHITEFOX further employs a feedback-loop mechanism which uses optimization-triggering tests as few-shot examples to guide future test generation.

**Summary.** This work makes the following contributions:

- **Novelty.** We introduce a new dimension of white-box compiler fuzzing by leveraging LLMs as optimization source code analyzers and test input generators. To our best knowledge, this work is the first to demonstrate that LLMs can transform the low-level optimization implementation information into the corresponding high-level test programs, making it practical to employ the white-fox fuzzing techniques to test the compilers from various domains. Furthermore, beyond compiler testing, WHITEFOX can also be adapted for white-box fuzzing of other complex, real-world software systems in general, and inspire future work in this promising direction.
- **Approach.** While our approach is general and can be applied to various compiler systems, we implement WHITEFOX as a practical fuzzer for four SUTs, including three widely-used deep learning (DL) compilers and a popular C/C++ compiler LLVM. It consists of an analysis LLM (GPT4) to summarize the requirements based on the source code, and a generation LLM (StarCoder) to create numerous test inputs based on the requirements. The artifact of WHITEFOX is available at <https://github.com/ise-uiuc/WhiteFox>.
- **Study.** We conduct an extensive study for the comparison of WHITEFOX with state-of-the-art fuzzers on the target compilers. Our result shows that WHITEFOX can practice 2.5x more optimizations than the baselines. By now, WHITEFOX detects 96 bugs, with 80 already confirmed as previously unknown and 51 already fixed.

## 2 BACKGROUND AND RELATED WORK

Fuzzing has been extensively studied for testing both traditional compilers and the emerging deep learning (DL) compilers. In this section, we first review related work for fuzzing traditional and DL compilers without LLMs. We then discuss the recent advances of LLM-based testing.

### 2.1 Compiler Fuzzing

The main challenge to compiler fuzzing is to synthesize and diversify syntactically and semantically valid programs as the input to the compiler. In the literature of traditional compiler fuzzing, *grammar-based* techniques aim to synthesize syntactically valid random programs via generation rules that comply with the language grammar. Such techniques have been widely used for fuzzing compilers of programming languages including C/C++ (e.g., Csmith [60] and YARPGen [33]) and JavaScript (e.g., LangFuzz [20] and jsfunfuzz [43]). However, grammar-based approaches oftentimes require massive engineering efforts to implement rules that ensure the validity of the generated programs and may still fail to synthesize realistic yet complicated test programs. Therefore, *mutation-based* techniques [11, 24, 25, 64] propose to mutate valid seed programs for generating new input programs that can exercise deeper code paths in the compiler. Besides traditional compiler fuzzing, various fuzzing techniques have also been proposed for the emerging DL compilers. DL compilers aim to optimize DL models, whose generation requires valid compositions of tensor operations. In early work, DL models are either directly curated from existing open-source models [39] or are constructed using simple shape-preserving operators [18, 55]. To diversify operators used in model generation, recent work has been focusing on explicitly defining constraints for operator constructions either manually [17, 29] or automatically [30].

Though comprehensive, most of the work discussed above is still black-box fuzzers. Consequently, their generated test programs oftentimes fail to practice the internal nuances of intricate compiler behaviors, especially in the important compiler optimization passes. Therefore, in recent years, grey-box compiler fuzzers [6, 13, 31] have been proposed to integrate code coverage guidance to discover interesting input programs that can explore deeper compiler behaviors. POLYGLOT [6] proposes to integrate coverage feedback into its fuzzing loop to test compilers at the intermediate representation (IR) level. TZER [31] proposes a coverage-directed fuzzing approach that jointly mutates both IR files and optimization passes, specifically targeting the TVM DL compiler [5]. More recently, GRAYC [13] combines coverage feedback with mutation operators to test C compilers.

To achieve more explicit test generation, white-box testers by theory can tailor test programs to specifically exercise certain optimization by inspecting the compiler logic from the source code. Yet, to our best knowledge, no practical white-box compiler technique exists, largely due to the unmanageable scale of compiler systems. Consequently, the analysis (e.g., solving symbolic path constraints [22]) for such a scale of a codebase can be computationally infeasible.

### 2.2 LLM-based Testing

With the recent advancements in Large Language Models (LLMs), there has been a surge in efforts to leverage LLMs for unit test generation. For example, TeCo [36], built upon a fine-tuned CodeT5 [62] model, has been introduced to aid developers in completing unit tests for the given code and context. CODAMOSA [26] employs the capability of LLMs to help with the search-based software testing (SBST) [15] by generating unit tests for uncovered methods. Furthermore, TestPilot [42] and ChatTester [61] leverage Codex [4] and ChatGPT [37], respectively, for unit test generation.

While LLM-based unit test generation techniques incorporate source code, they are specifically designed for particular modules (e.g., functions/classes) of the projects under test. In contrast, our approach targets the important problem of compiler testing at the entire system level (a totally

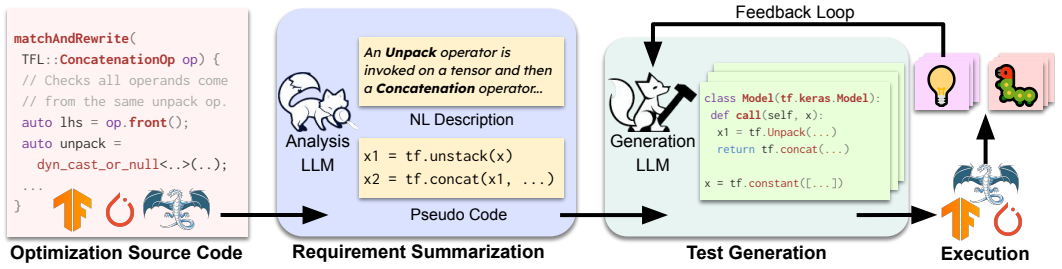


Fig. 2. Overview of WHITEFOX.

different problem from unit testing), and relies solely on the source code implementation of optimizations as *guidance* for fuzzing. Also, unit test generation demands detailed and comprehensive information about the module being tested, including all associated data structures, while our guidance can be imprecise, partial, or even incomplete. In addition, we are the first to leverage LLMs to bridge the gap between the low-level optimization implementation and the high-level input programs for compilers. Lastly, LLM-based unit test generation can only assist developers and requires further manual refinement, because generating reliable unit-test oracles remains notably difficult or infeasible for even the current best LLMs [7, 38]. In contrast, WHITEFOX directly leverages various automated oracles for traditional compiler fuzzing, e.g., differential testing [35].

Beyond unit test generation, leveraging LLMs for fuzzing software systems is another emerging trend in LLM-based testing [8, 9, 47, 57]. For example, TITANFUZZ [8], demonstrates for the first time that modern LLMs can be directly leveraged to perform both grammar- and mutation-based fuzzing of real-world systems. Very recently, researchers have also demonstrated that LLMs can serve as the universal fuzzers for various types of software systems [57]. Meanwhile, existing techniques mainly focus on prompting LLMs to generate valid/diverse input programs accepted by the target systems. In contrast, WHITEFOX is the first white-box compiler fuzzing approach, which leverages low-level optimization implementations for guided fuzzing, and has been demonstrated to outperform the recent TITANFUZZ (§ 6.1).

### 3 APPROACH

Figure 2 depicts the overview of WHITEFOX, consisting of three main components: *Requirement Summarization*, *Test Generation*, and *Feedback Loop*. Overall, WHITEFOX takes the *source code* of optimization passes from the tested compiler as inputs and generates high-quality test programs via LLMs. To that end, during the *Requirement Summarization* phase, an *analysis LLM* is used to summarize the requirements of the test programs to trigger the optimization by examining its source-code implementation (§ 3.1). Next, the analyzed requirements are used to prompt a *generation LLM*, which synthesizes test programs to specifically practice corresponding optimizations (§ 3.2). The generated test programs are then compiled and executed, and WHITEFOX observes whether they can indeed activate the corresponding optimizations via instrumentation. If a test program triggers any optimization, it will be incorporated into WHITEFOX’s feedback loop as an example to guide the *generation LLM* towards more optimization-targeted generation in subsequent iterations (§ 3.3). To detect compiler bugs, every test program is executed with test oracles including result inconsistency, as well as compile- and execution-time crash (§ 3.4).

Notably, WHITEFOX employs a dual-model framework: (i) an analysis LLM which is prompted to infer the conditions for triggering optimizations by inspecting the implementation code; and (ii) a generation LLM which is prompted to create a large number of meaningful test programs.

This design allows us to balance the trade-off between the costs and benefits that different LLMs provide. For example, we can let the analysis LLM be one with broad knowledge and reasoning ability (in both natural language and code) and let the generation LLM be one that is specialized for efficient program generation.

### 3.1 Requirement Summarization

While it is possible to directly generate tests from the optimization source code with LLMs, it does not perform well (as shown in our evaluation § 6.2.1). This is because the optimization source code has the following two undesirable features: (i) The implementation source code for the optimization is often lengthy. It often contains **redundant** information like detailed comments explaining the code behavior. Furthermore, it may contain code that is **unrelated** to the characteristics of triggering input, such as implementation details (e.g., using data structures like `std::vector` to gather operands), the IR transformation after the optimization is triggered, and error logging. Such long source code not only makes it time-consuming for LLMs to process but also adds to the difficulty for LLMs to understand, as LLMs are known to struggle with long context [32]. Additionally, some source code may exceed the limited context window available to LLMs. (ii) The implementation code is written at a **low level**, involving large quantities of domain-specific modules, IRs, and helper functions. For example, from Figure 2, we can observe that the optimization source code relies on TensorFlow Lite-specific module TFL, which contains various low-level operators (e.g., `TFL::ConcatenationOp` and `TFL::UnpackOp`) and functions (e.g., `dyn_cast_or_null`). These IRs are translated from the input programs written at a higher level (e.g., “Test Inputs” in the figure). They are meant for internal use within a compiler, and none of them are visible at the high level.

To address the above challenges, we propose to leverage an analysis LLM to provide a **clear, concise, and comprehensible summary** of how the optimization can be triggered, which will assist in subsequent test generation. We considered two types of summary formats: **natural language** and **pseudo-code**. Natural language description can be more concise than the original optimization source code, as it only summarizes the key aspects of requirements and ignores redundant or unrelated information. Furthermore, it is much more comprehensible to LLMs, since LLMs have been trained on enormous natural language data. On the other hand, pseudo-code can concisely describe certain patterns (especially when there are long sequences of function calls) and is closer to the structure of tests that we want to generate ultimately. Additionally, we map the low-level implementation to a high-level summarization using natural language or pseudo code resembling user code. For instance, `TFL::ConcatenationOp` is a low-level TensorFlow Lite IR used in the implementation source code of TensorFlow Lite optimizations (in Figure 2), which corresponds to the high-level TensorFlow public API `tf.concat`, and semantically means join data from multiple input tensors. In our natural language description/pseudo code, instead of using the low-level `TFL::ConcatenationOp`, we directly use “concatenation operator”/`tf.concat` to summarize.

While both natural language and pseudo-code can help to shorten the context and remove low-level information to avoid confusing the LLM, they both have their own unique strengths. For example, the `permute_linear_fusion` optimization from PyTorch Inductor requires that “*the tensor method permute is invoked first, and then the torch.nn.functional.linear function is invoked on the permuted tensor*”. Such a NL description is not as straightforward as the pseudo-code format for this case. Specifically, “*the tensor method permute*” could be more succinctly represented as `input_tensor.permute(...)` in pseudo-code. However, for the description “*it swaps the last two dimensions of this tensor*”, it is pretty challenging to leverage pseudo-code to describe it clearly and briefly. To combine and maximize their strengths, we adopt a hybrid format that blends NL and pseudo-code to describe the requirements for triggering optimization, rather than relying solely on either format. This mixed format provides the analysis LLM with greater flexibility

to utilize NL and/or pseudo-code as needed for each component of requirements, resulting in a more expressive and higher-quality summarization. Our experimental findings (§ 6.2.1) also support that the mix of NL and pseudo-code achieves the best performance in this task. Despite all these aforementioned benefits of a high-quality optimization summary, it is worth noting that the requirement summarization is a very comprehensive and challenging task, even for domain experts. First, it requires understanding the logic of the implementation code and rephrasing it with semantic-preserving natural language or pseudo-code. Second, the mapping from low-level implementation code to high-level information necessitates a broad background knowledge of the corresponding programming language and compiler. This ranges from understanding general technical terminology (e.g., “variable arguments” and “tail calls”), to in-depth domain-specific knowledge (e.g., from low-level LLVM IRs to high-level C++ grammar). As demonstrated in our evaluation (§ 6.2.1), the most powerful LLM to date (namely GPT4) is capable of performing this challenging analysis process (while the current open-source models, such as StarCoder, still lag far behind). This capability stems from its extensive training on vast datasets, enabling it to gain a broad knowledge and implicit understanding of various programming languages and systems. Additionally, its proficiency in performing these domain-specific analyses in our work likely results from its training on the source code of these open-source compiler systems.

Therefore, WHITEFOX first leverages the analysis LLM to infer the requirement of high-level inputs that could trigger the optimization, utilizing its implementation written in the low-level source code. More specifically, for each optimization, we use few-shot in-context learning [2] to prompt the analysis LLM to generate its trigger requirements for the inputs in the mixed format of NL and pseudo-code. Figure 3(a) presents the *general* few-shot prompt template used to summarize requirements for optimizations in target compilers. This prompt template starts with the instruction “Please describe the [TARGET INPUT] that can trigger the [OPTIMIZATION NAME] optimization...”, where [TARGET INPUT] is the input format specific to the target compiler. Then it is followed by the source code of the optimization implementation and concludes with the description of requirements that the input should fulfill. Note that the description is in the mixed format of NL and pseudo-code, consisting of [PSEUDO CODE] and [NL DESCRIPTION]. The target optimization has the same structure as the few-shot examples, but its requirements field is left empty, awaiting generation by the LLM. Take the prompt of requirement summarization in PyTorch Inductor as an example, whose few-shot prompt is shown in Figure 3(b). The expected input format for PyTorch Inductor is a PyTorch model; therefore, [TARGET INPUT] is populated with “PyTorch model”. Following this, the source code for the example optimization, `permute_linear_fusion`, is provided. Finally, example descriptions are given in the mix of pseudo-code and NL formats to outline the constraints necessary to trigger the example optimization. Note that such few-shot examples can guide the analysis LLM in generating the desired output format. For instance, the example description (emphasized with a yellow box in Figure 3(b)) provides the LLM with a clearer illustration of the expected format. Furthermore, they facilitate the learning process of analysis LLM by providing the example mappings from low-level optimization implementation to high-level input program requirements.

More formally, let  $\mathcal{P}_A$  be the analysis LLM that models the probability of token sequences. It takes the following types of information as inputs: (i)  $I_i$ , the instruction on summarizing an optimization  $O_i$ ; (ii)  $C_i$ , the source code implementation of  $O_i$ ; (iii)  $R_i$ , the summarized trigger pattern or requirement of the optimization  $O_i$ . Let  $E_K$  be the few-shot prompt prefix consisting of  $K$  example optimizations:  $E_K = (I_1, C_1, R_1) \circ (I_2, C_2, R_2) \circ \dots \circ (I_K, C_K, R_K)$ . Let  $O_t$  be the target optimization. The probability distribution of the generated requirement  $R_t$  can be defined as  $\mathcal{P}_A(R_t | E_K, I_t, C_t)$ .



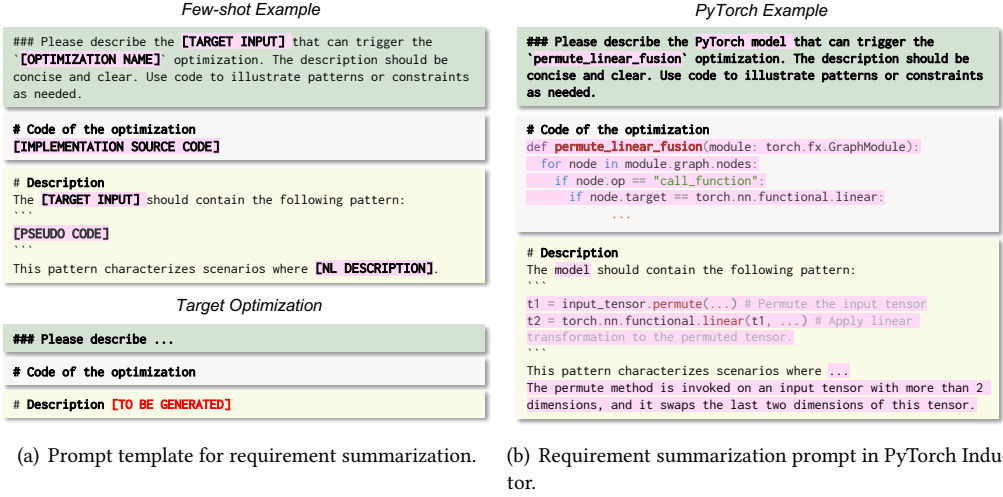


Fig. 3. Requirement summarization prompt in WHITEFox.

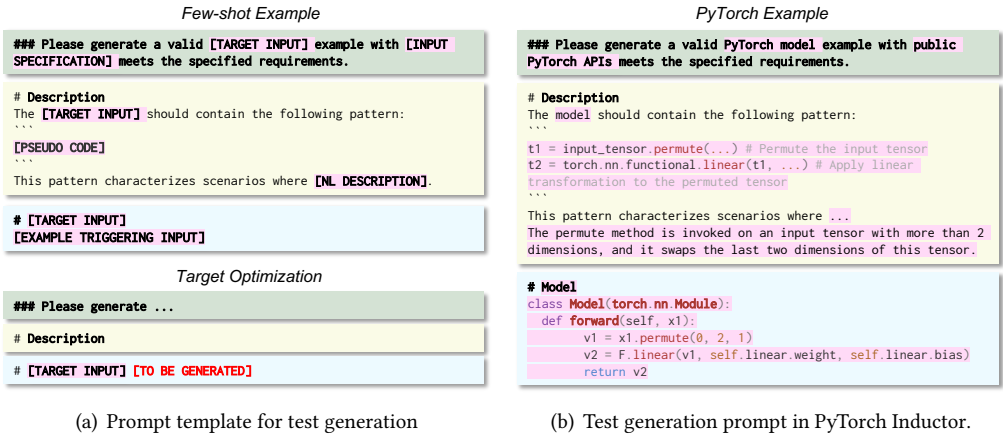


Fig. 4. Test generation prompt in WHITEFox.

### 3.2 Test Generation

By utilizing the requirement description of the optimization, WHITEFOX employs the power of LLM to generate test inputs that can effectively trigger the corresponding optimization for bug detection. Similar to requirement summarization, we leverage few-shot in-context learning to generate the test inputs specific to each optimization based on the requirements. Figure 4(a) shows the *general* prompt template used in WHITEFOX for test generation. In the template, the structure of few-shot examples comprise an instruction, specifically: “Please generate a valid [TARGET INPUT] example with [INPUT SPECIFICATION] meets the specified requirements.” Then, it details the requirements for optimization activation and concludes with an illustrative input that practices the *example* optimization. Following the few-shot examples, the target optimization has a similar structure while

the test input to it is *to be generated* by the LLM. Figure 4(b) shows the test generation prompt used in PyTorch Inductor. The format of test input to the PyTorch Inductor is a PyTorch model ([TARGET INPUT]) with public PyTorch APIs ([INPUT SPECIFICATION]). Next, we specify the requirements for the test inputs to activate the optimization `permute_linear_fusion`. This is complemented by an illustrative model that can trigger this optimization. The provided few-shot examples aid the LLM in generating the test in the desired format, such as a `torch.nn.Module` composing public PyTorch APIs. Furthermore, the example could help the LLM to learn the relationship between the requirement description of the optimization and the corresponding test input that can trigger it. In Figure 4(b), the model input highlighted in a blue box (# *Model*) contains the code `x1.permute(0, 2, 1)`. This corresponds to the requirement: "The *permute* method is invoked on an input tensor with more than 2 dimensions, and it swaps the last two dimensions of this tensor". Such examples elucidate for the LLM: (i) the meaning of "permute method is invoked on an input tensor"—which should not be `torch.permute(x1, ...)`, and (ii) the implication of "swaps the last two dimensions of this tensor"—which is `permute(0, 2, 1)` for the tensor with three dimensions.

Again, let  $\mathcal{P}_G$  be the generation LLM that models the probability of token sequences. Recall that  $I$  represents the summarization instruction and  $R$  denotes the requirement for triggering an optimization. Let  $E_K$  be the few-shot prompt prefix consisting of  $K$  example optimizations:  $E_K = (I_1, R_1, T_1) \circ (I_2, R_2, T_2) \circ \dots \circ (I_K, R_K, T_K)$ , where  $T_i$  is a valid test input that triggers the optimization  $O_i$ . Let  $O_t$  be the target optimization. The probability distribution of the generated test  $T_t$  can be defined as  $\mathcal{P}_G(T_t | E_K, I_t, R_t)$ .

### 3.3 Feedback Loop

The aim of utilizing the optimization implementation to guide the LLM in test generation (§ 3.2) is to produce diverse tests that can effectively exercise the optimization, with the ultimate aim of uncovering potential bugs in the optimization. While the prompt in Figure 4 contains example optimizations from the same compiler under test (and their trigger tests), these few-shot examples lack specific guidance for the target optimization.

Target Optimization

```

### Please generate different valid [TARGET INPUT] example with
[INPUT SPECIFICATION] meets the specified requirements.

# Description
The [TARGET INPUT] should contain the following pattern:
...
[PSEUDO CODE]
...
This pattern characterizes scenarios where [NL DESCRIPTION].

# [TARGET INPUT]
[EXAMPLE TRIGGERING INPUT #1]

# [TARGET INPUT]
[EXAMPLE TRIGGERING INPUT #2]

# [TARGET INPUT]
[EXAMPLE TRIGGERING INPUT #3]

# [TARGET INPUT] [TO BE GENERATED]

```

Fig. 5. Prompting for test generation with feedback.

the target compiler is instrumented to record which optimizations are triggered for a test input. If the test input successfully practices the corresponding optimization, it will be incorporated as a candidate example in the subsequent iteration of test generation for that specific optimization. More specially, in each iteration, if there are triggering inputs for the current optimization, WHITEFOX

The motivation behind incorporating a feedback loop in WHITEFOX is that the generated tests themselves are valuable feedback from the SUT, and can serve as guidance for fuzzing a target optimization in future iterations. In each iteration, when newly generated tests are discovered for the target optimization, we collect them as candidates for few-shot examples for future test generation prompts. By incorporating such successful triggering tests into the prompt, we enhance a targeted guidance to the generation LLM, enabling it to produce more inputs that trigger the target optimization.

Based on the inspiration, WHITEFOX incorporates tests that have successfully triggered the corresponding optimization as supplementary examples during iterative test generation. The

selects a number of triggering inputs as examples (defaulting to 3). These example triggering inputs will be plugged into the prompt shown in Figure 5, along with the instruction and requirement summary of the target optimization (same instruction and summary as the previous prompt), and will be used to generate the next batch of test inputs. This feedback design aids the LLM in generating tests that have a higher likelihood of triggering the targeted pattern, which is demonstrated in our ablation study (§ 6.2.2). In the case where there are no triggering inputs for a particular optimization, WHITEFOX continues to use the initial prompt (Figure 4) in subsequent iterations until it finds an input capable of triggering that optimization.

Not all triggering examples are equally effective in guiding the LLM to generate new valuable triggering tests. One useful signal for assessing their effectiveness is the triggering rate of the newly generated tests when we employ them as few-shot examples. To effectively select triggering examples with an evolving knowledge of example effectiveness, it is crucial to find a balance between exploration and exploitation. Exploration is critical because it not only allows us to evaluate under-explored options but also helps to produce a diverse set of tests for fuzzing. On the other hand, some level of exploitation is desirable, as it enables us to fully harness the potential of effective examples. To address this, WHITEFOX adopts an (adapted) Multi-Armed Bandit (MAB) algorithm, Thompson Sampling [52], as the selection strategy for triggering examples to balance the exploiting and exploration trade-off. Each triggering example is conceptualized as an arm in the MAB framework. The main assumption here is that each triggering example is associated with a probability representing the triggering rate, which quantifies the proportion of generated tests capable of triggering the optimization when utilizing the given example. During the fuzzing loop, our objective is to estimate the probability associated with each triggering example, with the aim of using the most effective example to achieve more valuable triggering tests. More specifically, following the classical Thompson Sampling algorithm [52], when we do not have any prior information about an arm, we choose standard beta distribution [34]  $B(1, 1)$  (or equivalently  $Uniform(0, 1)$ ) for its prior distribution. The beta distribution is parameterized by two shape parameters  $\alpha > 0, \beta > 0$ , which represents the number of successes and failures in historical trials. The probability density function of beta distribution can be formally written as follows:

$$f_{\alpha,\beta}(x) = \frac{1}{B(\alpha, \beta)} x^{\alpha-1} (1-x)^{\beta-1}$$

, where  $B(\alpha, \beta)$  is a constant for normalization. After drawing a new sample and observing the reward (in our case, 1 if a generated test successfully triggers the targeted optimization and 0 otherwise), the posterior probability can be conveniently updated by increasing  $\alpha$  or  $\beta$  by one, depending on whether the sample was a success or failure. More formally, if our prior belief about  $X$  is represented by  $f_{\alpha,\beta}$ , the posterior distribution of  $X$  will be updated to  $f_{\alpha+1,\beta}$  or  $f_{\alpha,\beta+1}$  after we observe  $X = 1$  or  $X = 0$ .

Algorithm 4 shows the example test selection process. Firstly, we sample  $\theta_t$  from each of the posterior distributions (Line 2-3). Subsequently, we opt for top- $N$  arms with the highest sampled value, which are the chosen example tests (ExampleTests) in this iteration (Line 4). Unlike conventional scenarios where a single arm is chosen, we simultaneously select multiple test examples at a time to construct a single few-shot prompt for generating a batch of new tests. Consequently, when we observe the number of triggering tests among all newly generated tests, we use this information to update the posterior of each of ExampleTests (Line 7-9). Following this, we initialize the new trigger tests (NewTriggerTests) using the mean values of  $\alpha$  and  $\beta$  of the distribution of the ExampleTests (Line 10-14), to reduce the overhead of re-exploring the distribution of NewTriggerTests from scratch. This is based on our assumption that the effectiveness of the new test is strongly correlated with those few-shot examples, as the new test is generated by the LLM based on those specific

**Algorithm 1:** Modified Thompson Sampling

---

```

1 Function Select(TriggerTests,  $N$ ):
2   for  $t \in$  TriggerTests do
3     Sample  $\theta_t \sim \text{Beta}(\alpha_t, \beta_t)$ 
4   ExampleTests  $\leftarrow \text{argmax}_t(\theta, N)$ 
5   return ExampleTests
6 Function Update(ExampleTests, NewTriggerTests, NumTrigger, NumNotTrigger):
7   for  $t_{\text{example}} \in$  ExampleTests do
8      $\alpha_{\text{example}} \leftarrow \alpha_{\text{example}} + \text{NumTrigger}$ 
9      $\beta_{\text{example}} \leftarrow \beta_{\text{example}} + \text{NumNotTrigger}$ 
10   $\alpha_{\text{avg}} \leftarrow \text{avg}(\{\alpha_{\text{example}} | t \in \text{ExampleTests}\})$ 
11   $\beta_{\text{avg}} \leftarrow \text{avg}(\{\beta_{\text{example}} | t \in \text{ExampleTests}\})$ 
12  for  $t_{\text{new}} \in$  NewTriggerTests do
13     $\alpha_{\text{new}} \leftarrow \alpha_{\text{avg}}$ 
14     $\beta_{\text{new}} \leftarrow \beta_{\text{avg}}$ 
15  TriggerTests  $\leftarrow \text{TriggerTests} \cup \text{NewTriggerTests}$ 

```

---

examples, potentially inheriting valuable code ingredients/patterns from such “parent” examples [2]. In the end, we update the pool of existing trigger tests with newly found tests (Line 15).

### 3.4 Test Oracle

WHITEFOX uses the following symptoms as the lens to manifest compiler bugs.

**Result inconsistency.** During compilation, programs are iteratively transformed to semantically equivalent yet more efficient code through an array of optimization passes. However, miscompilation can silently happen due to logical defects in the pass implementation, leading to undesired semantic inconsistency in the produced machine code. Such semantic inconsistency can be manifested through differential testing, as is commonly used in prior compiler testing work [24, 25, 29, 31, 33]. Specifically, for each test program that is both compilable and executable, given the same set of inputs to the program (if required), we cross-check the produced outputs over the optimized and non-optimized (or minimally optimized) versions of the program.

**Crash.** Following prior work [6, 8, 13, 25, 29, 31, 54, 60], it is undesirable to let the compiler and the compiled executable to unexpectedly crash. Consequently, WHITEFOX actively captures crashing signals at both the compile- and execution-time for the test program, including process aborts, segmentation faults, and forbidden internal exceptions (e.g., INTERNAL\_ASSERT\_FAILED in PyTorch).

## 4 IMPLEMENTATION

**Optimization collection.** We start to gather the compiler source code that is specifically for optimization by specifying the relevant directories. For example, the source code of optimization passes for PyTorch Inductor are managed under the torch/\_inductor directory, and that for LLVM is mainly placed under llvm/lib/Transforms. We next identify code fragments (e.g., functions) that perform optimizations through simple keyword pattern matching. For example, operator fusion is an important optimization in DL compilers and we collect the relevant functions by searching “fusion” or “fuse” in PyTorch Inductor and TensorFlow-XLA. In addition, auxiliary functions invoked by the main optimizations are also collected since they may unveil essential conditions for activating the optimizers. Curating and identifying optimization-relevant code fragments is required to drive

WHITEFOX; however, it shall be easy for compiler developers who have a deep understanding of the code being maintained.

**Instrumentation.** To gather the triggering information for the feedback loop (§ 3.3), we instrument each collected optimization function by inserting a logging statement at the function entry. As such, when compiling a test program, from the logs a sequence of activated optimization passes can be obtained.

**Analysis and generation LLMs.** While our approach is general and thus agnostic to the LLMs being employed, our tool WHITEFOX is built on the state-of-the-art GPT4 [38] and StarCoder [27]. Specifically, we utilize GPT4 [38] as the analysis LLM for its recognized excellence in code comprehension and proficiency in natural language processing tasks [3]. For each optimization, we let the analysis LLM generate one requirement description with the temperature set to zero via the OpenAI APIs. Meanwhile, we choose StarCoder [27] to be the generative LLM, which is an open-source model with 15.5B parameters and a context length of 8K. In each iteration, we let StarCoder generate a batch of ten test inputs with the temperature set to one through the HuggingFace APIs [21]. The model choices allow us to balance the trade-off between the costs and benefits that different LLMs provide: (i) GPT4 is a powerful unified LLM (*i.e.*, with broad knowledge and reasoning ability over both natural language and code) but costly, making it suitable as the analysis LLM where its use is a one-time effort; (ii) StarCoder is an affordable LLM specialized for code and is thus suitable for efficient continuous test generation.

**Few-shot prompting.** For the requirement summarization and initial test generation few-shot prompt specific to each target compiler, we opt for one-shot prompting, aiming to minimize the manual labor involved in prompt construction and fit into the LLM context size. To accomplish this, we select an optimization from each target compiler. Subsequently, we manually write the requirement description and a demonstrative input test capable of triggering the optimization. This serves as the one-shot example in the prompts for both requirement summarization and test generation. One exception is that PyTorch Inductor has two distinct types of optimizations (7 utilizes a conventional optimization check function, and 54 involves a pattern matcher). Therefore, we separately design two prompts for each type and choose the corresponding prompt for each optimization based on its type. For the feedback prompt, the requirement is produced by the analysis LLM, and the sample tests are created by the generation LLM. We use three-shot as our default setting in the feedback prompt. On the whole, the effort required to assemble the prompt for each target compiler remains manageable.

## 5 EVALUATION

### 5.1 Research Questions

We investigate the following research questions in our experiments:

- **RQ1:** How does WHITEFOX compare against existing compiler fuzzers?
- **RQ2:** How do the key components of WHITEFOX contribute to its effectiveness?
- **RQ3:** Is WHITEFOX able to detect real-world bugs?

### 5.2 Experimental Setup

**Compilers under test.** We perform the evaluation on four SUTs, including three emerging deep DL compilers and the popular C/C++ compiler LLVM. Specifically, we focus on three DL compiler backends: PyTorch Inductor [41], TensorFlow Lite [50] and TensorFlow-XLA [51], within PyTorch [40] and TensorFlow [49], two of the most widely used DL frameworks. We tried our best to collect all possible optimizations in each of the four compilers. The only exception is for TensorFlow-XLA, which tends to have lengthy optimization implementations: In order to make

a fair comparison against all baselines, including a WHITEFOX variant where we provide the full implementation source code to the LLMs (i.e., WF-Impl), we only choose the TensorFlow-XLA optimizations that consist of less than 400 lines due to the limit of LLM context window size. Table 1 lists the overview of the tested compilers.

Table 1. Details of target compilers.

	# Optimizations	Language of source	Language of tests	Version
PyTorch Inductor	61	Python	Python	nightly-20230509
TensorFlow Lite	13	C++	Python	nightly-20230507
TensorFlow-XLA	49	C++	Python	nightly-20230507
LLVM	52	C++	C++	nightly-20230818

**Baselines.** We compare WHITEFOX with state-of-the-art DL library fuzzers, including LLM-based TITANFUZZ [8] and symbolic rule-based NNSMITH [29]. Since most optimizations are triggered by a sequence of operators, we do not include the comparison with API-level DL library fuzzers [10, 56, 58, 59], which are not intended for testing optimizations. We run each tool with its default configuration on PyTorch Inductor, TensorFlow Lite, and TensorFlow-XLA. For LLVM, our baselines include YARPGen [33], a recent fuzzing tool to generate C/C++ test inputs with strategies to trigger different optimizations in compilers, and GRAYC [13], state-of-the-art grey-box fuzzer using coverage feedback to generate test programs in C. Each of them is run with its default setting.

Multiple variants of WHITEFOX are evaluated in our ablation study. Considering that PyTorch Inductor boasts the most optimizations, we conduct our ablation study exclusively to PyTorch Inductor. For requirement generation, we consider four variants: **WF-Mix** (the default setting of WHITEFOX), **WF-NL**, **WF-Code**, and **WF-Impl**. For each, we leverage the generation LLM to generate 100 test inputs, guided by different requirement formats. The requirements of our default setting, **WF-Mix**, are in the mixed format of natural language and pseudo-code generated by the analysis LLM. By contrast, the requirements used in **WF-NL** (resp. **WF-Code**) are the natural language (resp. pseudo-code) description extracted from the mixed format, for a fair comparison. Besides, we also evaluate the performance when we directly feed the generation LLM with the implementation source code, as seen in the **WF-Impl** variant. Regarding the feedback loop, in addition to our default configuration, which uses feedback with Thompson Sampling, we contemplate two alternative variants: one without any feedback (**WF-No-Feedback**) and another that incorporates feedback but employs a random selection (**WF-Rand**). We further explore the decision to use GPT4 as the analysis LLM by introducing an additional variant, **WF-StarCoder**. In this variant, we employ StarCoder as the analysis LLM to generate requirement descriptions from the implementation source code.

**Environment.** Our evaluation test-bed is a 64-core workstation with 256 GB RAM and running Ubuntu 20.04.5 LTS with 4 NVIDIA RTX A6000 GPUs.

**Fuzzing budget.** Our default setting is generating a total of 1000 tests for each optimization in 100 iterations. In each iteration, WHITEFOX generates tests based on the triggering feedback from the last iterations with default batch size 10. If the optimization has triggering inputs from previous iterations, WHITEFOX randomly picks three trigger inputs as the examples in the prompt for the following iterations with Thompson Sampling. Otherwise, WHITEFOX re-uses the default few-shot prompt to generate tests for this optimization in this iteration.

### 5.3 Metrics

Following prior work [6, 8, 12, 13, 29, 31, 33], we use the *number of detected bugs* as our metric, which essentially reflects the goal of fuzzing – finding more bugs. Moreover, the primary goal of our

approach is to effectively test the optimizations within compilers. As such, we also let the *number of triggered optimizations* and the *number of (optimization-)triggering tests* be our principal metrics. Specifically, an optimization is deemed “triggered” if the corresponding optimization function (§ 4) logs its presence during the execution of fuzz tests. Meanwhile, a test qualifies as a “triggering test” only if during its execution, any of the optimizations are triggered.

## 6 RESULT ANALYSIS

### 6.1 Comparison with Prior Work

Table 2 presents the comparison results of WHITEFOX against the baselines on the four target compilers. Note that for a fair comparison with NNSMITH, which has a shorter execution time than our default setting, we also present results from WHITEFOX-Mini. This variant produces 100 tests for each optimization, as opposed to the default 1000 tests.

In terms of optimization triggering, we observe that WHITEFOX outperforms the baselines significantly in PyTorch Inductor, TensorFlow Lite, and LLVM. Overall, among the tested compilers, WHITEFOX outperforms existing testers by up to 8.2x in terms of the number of triggered optimizations. For example, out of the 61 optimizations in PyTorch Inductor, WHITEFOX is able to trigger 41 optimizations, while the baseline approaches can trigger at most 5 optimizations, which is a subset of optimizations covered by WHITEFOX. Regarding the time cost, WHITEFOX consumes less time than all other techniques except NNSMITH. Meanwhile, given the inferior performance of NNSMITH, WHITEFOX-Mini can still trigger more optimizations than NNSMITH using less time.

WHITEFOX outperforms all baselines on compilers except for TensorFlow-XLA, with two fewer optimizations being triggered compared to TITANFUZZ. One possible reason is that the targeted optimizations in TensorFlow-XLA are relatively simple per our optimization filtering for fair comparison with baselines (§ 5.2). Upon inspection, many of these optimizations represent common model patterns that are widely used in practice. Therefore, they can be effectively triggered by TITANFUZZ since TITANFUZZ leverages LLMs to generate human-like programs by resembling the distribution of training data. Nevertheless, despite generating slightly fewer total tests compared to TITANFUZZ, WHITEFOX demonstrates its own edge by triggering four unique optimizations which TITANFUZZ cannot. In addition, we note that NNSMITH has much more triggering tests than WHITEFOX and TITANFUZZ over TensorFlow-XLA. This is largely due to the implementation choice of NNSMITH, which always outputs the model with redundant reshapes. Thus, the vast majority of test inputs from NNSMITH can trigger the IdentityReshapeRemoving optimization (117,006/117,381).

Table 2. Comparison with baselines.

		# Optim.	# Triggered optim.	# Triggering tests	# Tests	Time (hour)
PyTorch Inductor	WHITEFOX	61	<b>41</b>	<b>21,469</b>	61,000	41.1
	WHITEFOX-Mini		39	1,737	6,100	4.2
	TITANFUZZ		4	5,519	521,251	76.6
	NNSMITH		5	47	12,084	4.9
TensorFlow Lite	WHITEFOX	13	<b>12</b>	2,801	12,000	18.1
	WHITEFOX-Mini		10	305	1,200	1.1
	TITANFUZZ		8	571	243,288	59.0
	NNSMITH		7	<b>4,666</b>	117,381	6.8
TensorFlow-XLA	WHITEFOX	49	20	12,990	49,000	59.7
	WHITEFOX-Mini		19	1,307	4,900	5.3
	TITANFUZZ		<b>22</b>	45,762	243,288	63.2
	NNSMITH		16	<b>117,006</b>	117,381	6.0
LLVM	WHITEFOX	52	<b>26</b>	<b>25,322</b>	52,000	30.9
	YARPGen		3	3,352	6,948	28.1
	GRAYC		4	8,353	107,234	30.6

## 6.2 Ablation Study

Given that PyTorch Inductor has the highest number of optimizations, our ablation study is solely focused on PyTorch Inductor.

*6.2.1 Requirement Generation & Test Generation.* We first study the effectiveness of the requirement description and the multiple choices for the format, which is shown in Table 3. The goal of the requirement generation is to assist the generation LLM in producing more tests that can trigger additional optimizations within the compiler. Thus, our main points of comparison are the number of triggered optimizations (Column “# Triggered optim.”) and the number of tests that can trigger the optimization (Column “# Triggered tests”).

**Effectiveness of requirement description.** Compared with WF-Impl, which feeds the implementation source code directly with the generation LLM, all three variants that use requirements (WF-Mix, WF-NL, and WF-Code) demonstrate superior performance in generating triggering tests. Notably, our default setting WF-Mix is able to generate  $1.74x$  more triggering tests than directly using implementation code. Besides, WF-Mix can also trigger 7 more optimizations than WF-Impl, emphasizing the importance of using requirement description. This aligns with our statement in the Approach section that optimization source code is not the most effective guide for the generation LLM due to its redundant, unrelated information, and low-level format.

**Effectiveness of mixed format.** As shown in Table 3, WF-Mix has the best performance in terms of the number of triggered optimizations and triggering tests, underlining the effectiveness of combining NL and pseudo-code for requirement description. Concurrently, while WF-NL triggers more optimizations than WF-Code, it results in fewer triggering tests. This is because NL usually contains additional information than pseudo-code, ensuring vital triggering requirements are not missed during conversion from the implementation source code. Conversely, it is more straightforward for the generation LLM to correlate requirements formatted in pseudo-code with the respective test programs, leading to a higher number of triggering tests.

**Analysis LLM.** When employing requirement descriptions generated by StarCoder, WF-StarCoder not only results in fewer triggered optimizations but also a reduced number of triggering tests compared to our default setting, which utilizes GPT4 to summarize the implementation source code. This discrepancy is anticipated, given that GPT4 is recognized as the cutting-edge LLM in tasks related to code comprehension and natural language generation [3]. Essentially, GPT4 exhibits a superior ability in translating intricate source code details into high-level input requirements compared to StarCoder. This observation underscores our rationale for choosing GPT4 as the analytical LLM. Interestingly, even WF-StarCoder generates a higher number of triggering tests than WF-Impl, which creates the input straight from the implementation source code. Such a discovery confirms that a dual-model infrastructure might be better aligned for white-box compiler fuzzing than directly utilizing the implementation source code, emphasizing the value of having a distinct phase dedicated to requirement generation.

Table 3. Impact of requirement description formats on PyTorch Inductor.

	# Triggered optim.	% Total optim.	# Triggering tests	% Total tests
WF-Mix	39	60.9%	1,113	17.4%
WF-NL	37	57.8%	940	14.7%
WF-Code	32	50.0%	1,055	16.5%
WF-Impl	32	50.0%	638	10.0%
WF-StarCoder	32	50.0%	745	11.6%



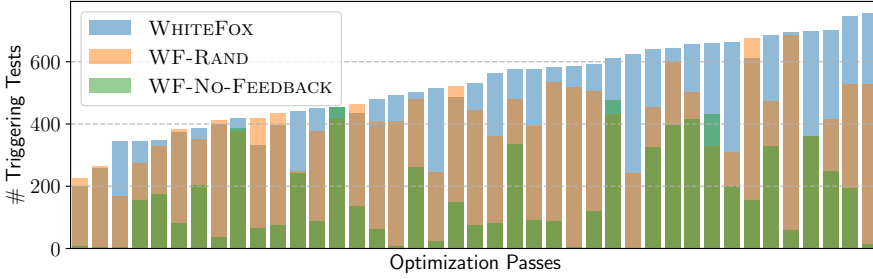


Fig. 6. Impact of the feedback loop and Thompson Sampling on PyTorch Inductor.

**6.2.2 Feedback Loop.** Next, we examine the effectiveness of our feedback loop and the Thompson Sampling algorithm. The primary aim of the feedback loop is to enhance the likelihood of generating additional test inputs that activate already-triggered optimizations. Therefore, in this ablation study, we focus on comparing the number of triggering tests. Figure 6 showcases a bar chart that details the number of triggering tests for each triggered optimization, spanning the range of variants explored in this ablation study.

**Effectiveness of feedback loop.** WHITEFOX and WF-Rand, incorporating the feedback loop, produce significantly more triggering tests than the variant without it (WF-No-Feedback), with increases of  $2.6x$  and  $2.1x$  respectively. This elevated performance not only emphasizes the effectiveness of the feedback loop but also indicates that its guidance is more attuned to triggering the target optimization than relying on few-shot examples for other different optimizations.

**Effectiveness of Thompson Sampling.** In our default configuration, WHITEFOX leverages the Thompson Sampling algorithm for selecting triggering examples and achieves a remarkable  $1.3x$  more triggering tests compared to WF-Rand, which relies on random test selection. As shown in Figure 6, WHITEFOX outperforms the rest over 32 out of the 41 triggered optimizations in terms of the number of trigger tests. Overall, the experimental results show the effectiveness of our MAB-based triggering example selection.

### 6.3 Bug Finding

Table 4 presents the bug-finding results of WHITEFOX over the tested compilers, namely PyTorch, TensorFlow Lite, TensorFlow-XLA, and LLVM. To date, WHITEFOX has detected **96** bugs. Of these, 80 bugs have been confirmed as previously unknown bugs. Notably, among the 65 PyTorch Inductor bugs, 5 have been labeled with *high priority*.

Table 4. Bugs detected by WHITEFOX.

	Total	Confirmed	New	Won't fix	Pending
PyTorch	65	62	60	3	0
TensorFlow Lite	11	8	8	2	1
TensorFlow-XLA	12	10	10	0	2
LLVM	8	2	2	3	3
Total	96	82	80	8	6

**Bug analysis.** We conduct a comprehensive analysis over the PyTorch Inductor bugs as it is the main source of the bugs WHITEFOX found (65/96, 67.7%), and the majority of them have been fixed (51/65, 78.5%). Out of these 65 bugs, only 11 (16.9%) can be covered by the state-of-the-art DL compiler fuzzers, with 10 detectable by TITANFUZZ and 3 by NNSMITH.



Fig. 7. Example bugs detected by WHITEFOX.

Regarding the 51 fixed bugs, we further explore the root cause of the bugs by inspecting their corresponding developer fixes. Impressively, 32 (62.7%) of the fixed bugs are repaired in the optimization code of PyTorch Inductor. This demonstrates the effectiveness of WHITEFOX for detecting optimization bugs, which is the primary aim of our approach. Specifically, only 2 of these 32 optimization bugs can be covered by TITANFUZZ and NNSMITH, highlighting the significant edge of WHITEFOX in testing compiler optimizations. One interesting observation is that certain optimizations appear to be more erroneous than the others; however, such erroneous optimizations may instead turn out to be harder to discover. For example, *WHITEFOX detects 4 bugs in the optimization for the important attention modules [53], which are the fundamental building blocks to LLMs*. While it is undesirable for critical components to have multiple bugs uncaught by developer-crafted tests, it comes from the difficulty of constructing specific and intricate model patterns for manifesting such deeply hidden bugs. By exposing such critical bugs, WHITEFOX underscores the effectiveness of performing white-box fuzzing with LLMs.

**Bug examples.** Figure 7 exemplifies confirmed bugs found by WHITEFOX over target compilers.

Figure 7(a) illustrates a misoptimization bug of PyTorch Inductor, manifested when compiling attention modules [53]. The faulty optimization through pattern matching identifies self-attentions and fuses their sub-operators into a compact and efficient implementation. However, the optimized attention module, given an input tensor `attn_mask` whose values are fully `False` booleans, erroneously yields outputs that are entirely NaNs, which are different from the correct results computed by the non-optimized module. This is due to that a fusion strategy designed for float `attn_mask` is mis-dispatched to compute the boolean `attn_mask`. Given the prevalence of attention modules and LLMs, developers quickly fixed the bugs three days after our report.

Figure 7(b) presents a *high-priority* bug detected in PyTorch Inductor. The `binary_unary_fusion` optimization is able to fuse the `Linear` (*i.e.*, binary) and `ReLU` (*i.e.*, unary) operators into a compact and thus efficient operation. However, after compilation, such exemplified module returns impermissible

negative outputs since its final layer is ReLU whose output is always non-negative [1]. Because such Linear-ReLU structures are incorporated in many fundamental architectures such as ResNet (Residual Network) [19], this bug, uniquely found by WHITEFOX, is labeled as *high-priority* and was fixed immediately after our report.

Figure 7(c) depicts a bug manifested in the FuseUnpackAndConcatToReshape function of TensorFlow Lite. Specifically, this optimization aims to simplify unpack-concat operation pairs into a single reshape operation, when the unpack and concat operation is inverse to each other. This requires the unpacked dimension to be the same as the concatenated dimension to the original input tensor of the unpack-concat operation pair. The example listed in Figure 7(c) violates the assumption and by theory cannot be simplified to a reshaping logic. However, the FuseUnpackAndConcatToReshape function still erroneously transforms it into a wrong reshaping operation. Notably, this bug is exclusively detected by WHITEFOX since it hinges on generating valid tests that can trigger this particular optimization, a task that other techniques consistently struggle to accomplish.

Figure 7(d) shows a confirmed TensorFlow-XLA bug exclusively detected by WHITEFOX. The bug-triggering model contains consecutive fully connected layers followed by two constant addition operations, which causes result inconsistency between the optimized and non-optimized versions.

Figure 7(e) presents a confirmed bug detected in LLVM. This bug is revealed by a C++ program that involves indexing a large integer array, leading to a crash in LLVM post-optimization. Interestingly, this bug is only triggered when initializing a large index array and accessing its element with a sufficiently large index.

## 7 CONCLUSION

In this paper, we present WHITEFOX, the first white-box compiler fuzzer to comprehensively test compiler optimizations. Specifically, WHITEFOX adopts a dual-model design: An analysis LLM reads through the implementation code of compiler optimizations and summarizes desired patterns of test programs. A generation LLM is then prompted with the summarized patterns to efficiently and continuously synthesize meaningful test programs in order to exercise corresponding optimizations. Our evaluation shows that our WHITEFOX approach is promising for testing both traditional C/C++ compilers as well as the emerging DL compilers. To date, WHITEFOX has found in total 96 bugs, with 80 confirmed as previously unknown and 51 already fixed.

## REFERENCES

- [1] AGARAP, A. F. Deep learning using rectified linear units (relu). *arXiv preprint arXiv:1803.08375* (2018).
- [2] BROWN, T., MANN, B., RYDER, N., SUBBIAH, M., KAPLAN, J. D., DHARIWAL, P., NEELAKANTAN, A., SHYAM, P., SASTRY, G., ASKELL, A., ET AL. Language models are few-shot learners. *Advances in neural information processing systems 33* (2020), 1877–1901.
- [3] BUBECK, S., CHANDRASEKARAN, V., ELKAN, R., GEHRKE, J., HORVITZ, E., KAMAR, E., LEE, P., LEE, Y. T., LI, Y., LUNDBERG, S., ET AL. Sparks of artificial general intelligence: Early experiments with gpt-4. *arXiv preprint arXiv:2303.12712* (2023).
- [4] CHEN, M., TWOREK, J., JUN, H., YUAN, Q., PINTO, H. P. D. O., KAPLAN, J., EDWARDS, H., BURDA, Y., JOSEPH, N., BROCKMAN, G., ET AL. Evaluating large language models trained on code. *arXiv preprint arXiv:2107.03374* (2021).
- [5] CHEN, T., MOREAU, T., JIANG, Z., ZHENG, L., YAN, E., SHEN, H., COWAN, M., WANG, L., HU, Y., CEZE, L., ET AL. {TVM}: An automated {End-to-End} optimizing compiler for deep learning. In *13th USENIX Symposium on Operating Systems Design and Implementation (OSDI 18)* (2018), pp. 578–594.
- [6] CHEN, Y., ZHONG, R., HU, H., ZHANG, H., YANG, Y., WU, D., AND LEE, W. One engine to fuzz'em all: Generic language processor testing with semantic validation. In *2021 IEEE Symposium on Security and Privacy (SP)* (2021), IEEE, pp. 642–658.
- [7] CHOWDHERY, A., NARANG, S., DEVLIN, J., BOSMA, M., MISHRA, G., ROBERTS, A., BARHAM, P., CHUNG, H. W., SUTTON, C., GEHRMANN, S., ET AL. Palm: Scaling language modeling with pathways. *arXiv preprint arXiv:2204.02311* (2022).
- [8] DENG, Y., XIA, C. S., PENG, H., YANG, C., AND ZHANG, L. Large language models are zero-shot fuzzers: Fuzzing deep-learning libraries via large language models. In *Proceedings of the 32nd ACM SIGSOFT International Symposium on Software Testing and Analysis* (2023), ISSTA 2023.

- [9] DENG, Y., XIA, C. S., YANG, C., ZHANG, S. D., YANG, S., AND ZHANG, L. Large language models are edge-case fuzzers: Testing deep learning libraries via fuzzgpt. *arXiv preprint arXiv:2304.02014* (2023).
- [10] DENG, Y., YANG, C., WEI, A., AND ZHANG, L. Fuzzing deep-learning libraries via automated relational api inference. In *Proceedings of the 30th ACM Joint European Software Engineering Conference and Symposium on the Foundations of Software Engineering* (New York, NY, USA, 2022), ESEC/FSE 2022, Association for Computing Machinery, p. 44–56.
- [11] DONALDSON, A. F., EVRARD, H., LASCU, A., AND THOMSON, P. Automated testing of graphics shader compilers. *Proceedings of the ACM on Programming Languages* 1, OOPSLA (2017), 1–29.
- [12] DONALDSON, A. F., THOMSON, P., TELIMAN, V., MILIZIA, S., MASELCO, A. P., AND KARPIŃSKI, A. Test-case reduction and deduplication almost for free with transformation-based compiler testing. In *Proceedings of the 42nd ACM SIGPLAN International Conference on Programming Language Design and Implementation* (2021), pp. 1017–1032.
- [13] EVEN-MENDOZA, K., SHARMA, A., DONALDSON, A. F., AND CADAR, C. Grayc: Greybox fuzzing of compilers and analysers for c.
- [14] FENG, Z., GUO, D., TANG, D., DUAN, N., FENG, X., GONG, M., SHOU, L., QIN, B., LIU, T., JIANG, D., ET AL. Codebert: A pre-trained model for programming and natural languages. *arXiv preprint arXiv:2002.08155* (2020).
- [15] FRASER, G., AND ARCURI, A. Evosuite: automatic test suite generation for object-oriented software. In *Proceedings of the 19th ACM SIGSOFT symposium and the 13th European conference on Foundations of software engineering* (2011), pp. 416–419.
- [16] Gcc, 2023. <https://gcc.gnu.org/>.
- [17] GU, J., LUO, X., ZHOU, Y., AND WANG, X. Muffin: Testing deep learning libraries via neural architecture fuzzing. In *2022 IEEE/ACM 44th International Conference on Software Engineering (ICSE)* (Los Alamitos, CA, USA, may 2022), IEEE Computer Society, pp. 1418–1430.
- [18] GUO, Q., XIE, X., LI, Y., ZHANG, X., LIU, Y., LI, X., AND SHEN, C. Audee: Automated testing for deep learning frameworks. In *2020 35th IEEE/ACM International Conference on Automated Software Engineering (ASE)* (2020), IEEE, pp. 486–498.
- [19] HE, K., ZHANG, X., REN, S., AND SUN, J. Identity mappings in deep residual networks. In *Computer Vision—ECCV 2016: 14th European Conference, Amsterdam, The Netherlands, October 11–14, 2016, Proceedings, Part IV* 14 (2016), Springer, pp. 630–645.
- [20] HOLLER, C., HERZIG, K., AND ZELLER, A. Fuzzing with code fragments. In *21st USENIX Security Symposium (USENIX Security 12)* (2012), pp. 445–458.
- [21] Hugging face, 2023. <https://huggingface.co>.
- [22] KING, J. C. Symbolic execution and program testing. *Communications of the ACM* 19, 7 (1976), 385–394.
- [23] LATTNER, C., AND ADVE, V. Llvm: A compilation framework for lifelong program analysis & transformation. In *International symposium on code generation and optimization, 2004. CGO 2004.* (2004), IEEE, pp. 75–86.
- [24] LE, V., AFSHARI, M., AND SU, Z. Compiler validation via equivalence modulo inputs. *ACM Sigplan Notices* 49, 6 (2014), 216–226.
- [25] LE, V., SUN, C., AND SU, Z. Finding deep compiler bugs via guided stochastic program mutation. *ACM SIGPLAN Notices* 50, 10 (2015), 386–399.
- [26] LEMIEUX, C., INALA, J. P., LAHIRI, S. K., AND SEN, S. Codamosa: Escaping coverage plateaus in test generation with pre-trained large language models. In *International conference on software engineering (ICSE)* (2023).
- [27] LI, R., ALLAL, L. B., ZI, Y., MUENNIGHOFF, N., KOCETKOV, D., MOU, C., MARONE, M., AKIKI, C., LI, J., CHIM, J., ET AL. Starcoder: may the source be with you! *arXiv preprint arXiv:2305.06161* (2023).
- [28] libfuzzer – a library for coverage-guided fuzz testing., 2023. <https://llvm.org/docs/LibFuzzer.html>.
- [29] LIU, J., LIN, J., RUFFY, F., TAN, C., LI, J., PANDA, A., AND ZHANG, L. Nnsmith: Generating diverse and valid test cases for deep learning compilers. In *ASPLOS* (2023), p. 530–543.
- [30] LIU, J., PENG, J., WANG, Y., AND ZHANG, L. Neuri: Diversifying dnn generation via inductive rule inference. *arXiv preprint arXiv:2302.02261* (2023).
- [31] LIU, J., WEI, Y., YANG, S., DENG, Y., AND ZHANG, L. Coverage-guided tensor compiler fuzzing with joint ir-pass mutation. *Proc. ACM Program. Lang.* 6, OOPSLA1 (apr 2022).
- [32] LIU, N. F., LIN, K., HEWITT, J., PARANJAPPE, A., BEVILACQUA, M., PETRONI, F., AND LIANG, P. Lost in the middle: How language models use long contexts. *arXiv preprint arXiv:2307.03172* (2023).
- [33] LIVINSKII, V., BABOKIN, D., AND REGEHR, J. Random testing for c and c++ compilers with yarpgen. *Proceedings of the ACM on Programming Languages* 4, OOPSLA (2020), 1–25.
- [34] McDONALD, J. B., AND XU, Y. J. A generalization of the beta distribution with applications. *Journal of Econometrics* 66, 1-2 (1995), 133–152.
- [35] McKEEMAN, W. M. Differential testing for software. *Digital Technical Journal* 10, 1 (1998), 100–107.
- [36] NIE, P., BANERJEE, R., LI, J. J., MOONEY, R. J., AND GLIGORIC, M. Learning deep semantics for test completion. *arXiv preprint arXiv:2302.10166* (2023).
- [37] OPENAI. Chatgpt. <https://openai.com/blog/chatgpt>.

- [38] OPENAI. Gpt-4 technical report, 2023.
- [39] PHAM, H. V., LUTELLIER, T., QI, W., AND TAN, L. CRADLE: Cross-Backend Validation to Detect and Localize Bugs in Deep Learning Libraries. In *2019 IEEE/ACM 41st International Conference on Software Engineering (ICSE)* (2019), pp. 1027–1038.
- [40] Pytorch, 2023. <http://pytorch.org>.
- [41] Pytorch 2.0, 2023. <https://pytorch.org/get-started/pytorch-2.0>.
- [42] SCHÄFER, M., NADI, S., EGHBALI, A., AND TIP, F. Adaptive test generation using a large language model. *arXiv preprint arXiv:2302.06527* (2023).
- [43] SECURITY, M. jsfunfuzz. <https://github.com/MozillaSecurity/funfuzz>, 2007.
- [44] SEN, K. Concolic testing. In *Proceedings of the 22nd IEEE/ACM international conference on Automated software engineering* (2007), pp. 571–572.
- [45] SHREINER, D., ET AL. *OpenGL programming guide: the official guide to learning OpenGL, versions 3.0 and 3.1*. Pearson Education, 2009.
- [46] SUN, C., LE, V., ZHANG, Q., AND SU, Z. Toward understanding compiler bugs in gcc and llvm. In *Proceedings of the 25th international symposium on software testing and analysis* (2016), pp. 294–305.
- [47] SUN, M., YANG, Y., WANG, Y., WEN, M., JIA, H., AND ZHOU, Y. Smt solver validation empowered by large pre-trained language models. In *ASE* (2023).
- [48] SUTTON, M., GREENE, A., AND AMINI, P. *Fuzzing: brute force vulnerability discovery*. Pearson Education, 2007.
- [49] Tensorflow, 2023. <https://www.tensorflow.org>.
- [50] Tensorflow lite, 2023. <https://www.tensorflow.org/lite>.
- [51] Tensorflow xla, 2023. <https://www.tensorflow.org/xla>.
- [52] THOMPSON, W. R. On the likelihood that one unknown probability exceeds another in view of the evidence of two samples. *Biometrika* 25, 3-4 (1933), 285–294.
- [53] VASWANI, A., SHAZEER, N., PARMAR, N., USZKOREIT, J., JONES, L., GOMEZ, A. N., KAISER, Ł., AND POLOSUKHIN, I. Attention is all you need. *Advances in neural information processing systems* 30 (2017).
- [54] WANG, J., LUTELLIER, T., QIAN, S., PHAM, H. V., AND TAN, L. Eagle: Creating equivalent graphs to test deep learning libraries.
- [55] WANG, Z., YAN, M., CHEN, J., LIU, S., AND ZHANG, D. Deep learning library testing via effective model generation. In *Proceedings of the 28th ACM Joint Meeting on European Software Engineering Conference and Symposium on the Foundations of Software Engineering* (2020), pp. 788–799.
- [56] WEI, A., DENG, Y., YANG, C., AND ZHANG, L. Free lunch for testing: Fuzzing deep-learning libraries from open source. In *2022 IEEE/ACM 44th International Conference on Software Engineering (ICSE)* (2022), pp. 995–1007.
- [57] XIA, C. S., PALTENGHI, M., TIAN, J. L., PRADEL, M., AND ZHANG, L. Universal fuzzing via large language models. *arXiv preprint arXiv:2308.04748* (2023).
- [58] XIE, D., LI, Y., KIM, M., PHAM, H. V., TAN, L., ZHANG, X., AND GODFREY, M. W. Docter: documentation-guided fuzzing for testing deep learning api functions. In *Proceedings of the 31st ACM SIGSOFT International Symposium on Software Testing and Analysis* (2022), pp. 176–188.
- [59] YANG, C., DENG, Y., YAO, J., TU, Y., LI, H., AND ZHANG, L. Fuzzing automatic differentiation in deep-learning libraries. In *Proceedings of the 45th International Conference on Software Engineering* (2023), ICSE '23, IEEE Press, p. 1174–1186.
- [60] YANG, X., CHEN, Y., EIDE, E., AND REGEHR, J. Finding and understanding bugs in c compilers. In *Proceedings of the 32nd ACM SIGPLAN conference on Programming language design and implementation* (2011), pp. 283–294.
- [61] YUAN, Z., LOU, Y., LIU, M., DING, S., WANG, K., CHEN, Y., AND PENG, X. No more manual tests? evaluating and improving chatgpt for unit test generation. *CoRR abs/2305.04207* (2023).
- [62] YUE WANG, WEISHI WANG, S. J., AND HOI, S. C. Codet5: Identifier-aware unified pre-trained encoder-decoder models for code understanding and generation. In *EMNLP 2021* (2021).
- [63] ZELLER, A., GOPINATH, R., BÖHME, M., FRASER, G., AND HOLLER, C. *The fuzzing book*, 2019.
- [64] ZHANG, Q., SUN, C., AND SU, Z. Skeletal program enumeration for rigorous compiler testing. In *Proceedings of the 38th ACM SIGPLAN Conference on Programming Language Design and Implementation* (2017), pp. 347–361.