

Finite-Time Adaptive Fuzzy Tracking Control for Nonlinear State Constrained Pure-Feedback Systems*

Ju Wu[†], Tong Wang[‡], Member, IEEE, and Min Ma[§]

Abstract

This paper investigates the finite-time adaptive fuzzy tracking control problem for a class of pure-feedback system with full-state constraints. With the help of Mean-Value Theorem, the pure-feedback nonlinear system is transformed into strict-feedback case. By employing finite-time-stable like function and state transformation for output tracking error, the output tracking error converges to a predefined set in a fixed finite interval. To tackle the problem of state constraints, integral Barrier Lyapunov functions are utilized to guarantee that the state variables remain within the prescribed constraints with feasibility check. Fuzzy logic systems are utilized to approximate the unknown nonlinear functions. In addition, all the signals in the closed-loop system are guaranteed to be semi-global ultimately uniformly bounded. Finally, two simulation examples are given to show the effectiveness of the proposed control strategy.

Keywords: Adaptive fuzzy control, finite-time control, pure-feedback systems, full state constraints.

1 Introduction

In the past decades, the control of nonlinear systems have been paid considerable attention to. [1] proposed fuzzy adaptive backstepping control for a class of nonlinear systems with uncertain unmodeled dynamics and disturbance. By introducing a modified Lyapunov function, [2] designed an singularity-free controller based on NN for high-order strict-feedback nonlinear systems. [3] investigated adaptive neural network control for a class of SISO uncertain nonlinear systems in pure-feedback with backstepping technique. [4] transformed nonaffine systems into affine systems with the help of mean theorem. [5] considered the case of immeasurable states, and proposed both fuzzy state feedback and observer-based output feedback control design. To overcome the so-called "explosion of complexity" problem induced by differentiating virtual control in traditional backstepping design, [6] first introduced dynamic surface control technique by designing low-pass filters. [7] developed adaptive dynamic surface control for a class of pure-feedback nonlinear systems with unknown dead zone and perturbed uncertainties based on NN. [8] introduced a novel system transformation method that converts the nonaffine system into an affine system by combining state transformation and low-pass filter. Considering there exists a class of pure-feedback systems with nondifferentiable functions, [9] appropriately modeled the nonaffine functions without using mean value theorem. [10] investigated adaptive fuzzy controller for a class of uncertain SISO nonlinear time-delay systems in strict-feedback form, which was extended to nonaffine form by [11]. [12], [13] used Pade approximation to tackle input time delay problem.

Constraints exist in almost all of physical systems. To avoid the performance degradation induced by violating constraints, effectively handling constraints in control design has been an important research topic practically and theoretically. [14] introduced invariant sets which laid the foundation

*This work was supported in part by the National Natural Science Foundation of China (61803122, 61873311), and the 111 Project (B16014).

[†]Research Institute of Intelligent Control and Systems, Harbin Institute of Technology, Harbin, 150080, China

[‡]Research Institute of Intelligent Control and Systems, Harbin Institute of Technology, Harbin, 150080, China

[§]Research Institute of Intelligent Control and Systems, Harbin Institute of Technology, Harbin, 150080, China

for handling state and input constraints in linear systems. [15] designed extremum-seeking control for state-constrained nonlinear systems by using a barrier function. [16] proposed a nonovershooting output tracking method for SISO strict-feedback nonlinear systems. [17] first designed barrier Lyapunov function (BLF) to prevent states from violating the constraints for nonlinear systems in strict feedback form. [18] used barrier Lyapunov function to solve partial state constraints problem. [19] employed a error transformation method to tackle with time-varying output constraints for MIMO nonlinear systems. [20], [21], [22] investigated adaptive NN control for uncertain nonlinear systems with full state constraints based on barrier Lyapunov functions, while less adjustable parameters are used by [22]. By employing nonlinear mapping, [23] transformed state constrained pure-feedback systems into novel pure-feedback systems without state constraints and designed adaptive NN controller without knowing control gain sign with the help of Nussbaum function. [24] designed adaptive controller by the combination of BLF and Nussbaum function for state constrained nonlinear system with unknown control direction. Furthermore, [25] first introduced integral barrier Lyapunov function (iBLF) to simplify feasibility check. [26] proposed iBLF-based adaptive control for a class of affine nonlinear systems.

Most of the appropriately designed adaptive controllers make nonlinear systems satisfy ultimately uniform stability, thus driven by the need of manipulating systems to achieve prescribed performance in a finite interval, finite-time control has attracted remarkable attention. [27] as a benchmark work of finite-time control studied the relationship between Lyapunov function and convergence time, which paved the way for solving many finite-time control problems of nonlinear systems. [28] obtained global finite-time stabilization for a class of uncertain nonlinear systems by adding a power integrator algorithm. [29] developed adaptive switching controller according to a novel Lyapunov-based switching rule for a class of nonlinear systems with multiple unknown control directions and global finite-time stabilization of the closed-loop systems was guaranteed. [30] proposed a finite-time adaptive fuzzy tracking controller based on prescribed performance control and backstepping technique, which simplified the design process compared to previous works.

In this paper, we consider a class of perturbed state constrained pure-feedback nonlinear systems and construct finite-time adaptive fuzzy controller based on backstepping technique. By appropriately processing error transformation inspired by prescribed performance control with the help of finite-time-stable function, the output tracking error converges to preset arbitrarily small neighbor of the origin within a finite interval, and avoids violating predefined maximum overshoot. Integral barrier Lyapunov functions are employed to guarantee the states remain within preset constraints. Fuzzy logic systems are used to online approximate unknown system functions with tunable parameters. The main contributions of the proposed approach are that

(1) Up to now, few results before considered finite-time tracking control problem for state constrained pure-feedback nonlinear systems. Therefore a finite-time adaptive tracking controller is proposed for uncertain pure-feedback systems with state constraints and external perturbation. In the case of existing unknown control direction, the controller is redesigned to satisfy sufficient condition of stabilization proposed by [31].

(2) The finite-time-stable function with the similar form to that introduced in [27] is utilized to facilitate the error transformation. In the controller design, the function and its derivatives are employed as variables in fuzzy logic systems, thus we prevent them from avoiding singularity by appropriately investigating the relationship between its derivatives's singularity and parameters.

The rest of this paper is organized as follows. Section II gives the problem formulation and preliminaries. The finite-time adaptive fuzzy tracking design process is given in Section III. Section IV presents Feasibility check. Two simulation examples are presented in Section V to show the effectiveness of the proposed control scheme. Finally, Section VI concludes this paper.

2 Problem Statement and Preliminaries

Considering the following pure-feedback system with full state constraints

$$\begin{cases} \dot{x}_i = f_i(\bar{x}_i, x_{i+1}) + d_i(t), i = 1, 2, \dots, n-1 \\ \dot{x}_n = f_n(\bar{x}_n, u(t)) + d_n(t) \\ y = x_1 \end{cases} \quad (1)$$

where $\bar{x}_i = [x_1, x_2, \dots, x_i]^T \in \mathbb{R}^i, i = 1, \dots, n$ and $x = [x_1, x_2, \dots, x_n]^T \in \mathbb{R}^n$ are the state vectors of the system. $u(t) \in \mathbb{R}, y(t) \in \mathbb{R}$ and $d_i(t) \in \mathbb{R}, i = 1, \dots, n$ are input, output and external disturbances of the system respectively. And the following inequality holds: $|d_i(t)| \leq D_i, i = 1, \dots, n$, where D_i is unknown positive constant. $f_i(\bar{x}_i, x_{i+1}), i = 1, \dots, n$ are unknown smooth nonlinear functions, and y_d is the desired output signal.

The state variables are required to remain within prescribed constraints, i.e. $|x_i| \leq k_{ci}, i = 1, 2, \dots, n$, where k_{ci} is preset constant. In this paper, the control object is design an adaptive finite-time controller such that the output tracking error converges to a prescribed arbitrarily small neighbour of origin in a preset finite-time interval, the whole states remain within the predefined constraints and all the signals in the closed-loop system are bounded. To facilitate the controller design, we have the following basic knowledge.

Lemma 1. *For a continuous function $\psi(x) : \mathbb{R}^n \rightarrow \mathbb{R}$ which is defined on a compact $\Omega_x \in \mathbb{R}^n$, there exists a fuzzy logic system $W^T S(x)$ which can be used to approximate $\psi(x)$ with the technique including singleton, center average defuzzification and product inference, satisfying that*

$$\psi(x) = W^T S(x) + \varepsilon \quad (2)$$

$$\sup_{x \in \Omega_x} |\psi(x) - W^T S(x)| \leq \varepsilon^* \quad (3)$$

where $W = [\omega_1, \omega_2, \dots, \omega_N]^T$ is the ideal weight vector, ε is approximation error and ε^* is unknown constant. $S(x)$ and $\xi(x)$ are basic functions and Gaussian functions respectively, which can be expressed as

$$S(x) = \frac{[\xi_1(x), \xi_2(x), \dots, \xi_N(x)]^T}{\sum_{j=1}^N \xi_j(x)}, \quad (4)$$

$$\psi(x) = \exp\left(\frac{-(x - l_j)^T(x - l_j)}{\eta_j^T \eta_j}\right) \quad (5)$$

where $l_j = [l_{j1}, l_{j2}, \dots, l_{jn}]^T$ is the center vector, $\eta_j = [\eta_{j1}, \eta_{j2}, \dots, \eta_{jn}]^T$ is the width of Gaussian function, while n and N are the number of system input and rules of fuzzy logic systems respectively.

Lemma 2. [27] *There exists the following finite-time-stable function satisfying*

$$\frac{d\vartheta(t)}{dt} = -\tau[\vartheta(t)]^\kappa, t \in [0, +\infty), \quad (6)$$

where $\tau > 0, 0 < \kappa < 1$. solve the (6), we have

$$\vartheta(t) = \begin{cases} \left((\vartheta(0))^{1-\kappa} - \tau(1-\kappa)t \right)^{\frac{1}{1-\kappa}}, t \in [0, T_0) \\ 0, t \in [T_0, +\infty) \end{cases} \quad (7)$$

where $T_0 = \frac{(\vartheta(0))^{1-\kappa}}{\tau(1-\kappa)}$. It's easy to see that if $\vartheta(0) > 0$, then $\forall t \in [0, T_0), \vartheta(t) > 0, \dot{\vartheta}(t) < 0$. From (7), we have $\lim_{t \rightarrow T_0} \vartheta(t) = 0, \forall t \geq T_0, \vartheta(t) = 0$.

Remark 1. Since $\dot{\vartheta}(t) = -\tau \left((\vartheta(0))^{1-\kappa} - \tau(1-\kappa)t \right)^{\frac{\kappa}{1-\kappa}}$, $t \in [0, T_0)$, it's necessary that $0 < \kappa < 1$ to avoid the singularity of $\dot{\vartheta}(t)$, $t \rightarrow T_0$. Similarly, the i th, $i = 2, \dots, n$ differential of $\vartheta(t)$ can be written as

$$\vartheta^{(i)}(t) = (-\tau)^i \prod_{j=1}^{i-1} (j\kappa - j + 1) \left((\vartheta(0))^{1-\kappa} - \tau(1-\kappa)t \right)^{\frac{1}{1-\kappa}-i}, t \in [0, T_0) \quad (8)$$

The $\vartheta^{(i)}$ is involved in the following controller design. To avoid the possible singularity of $\vartheta^{(i)}$ when $t \rightarrow T_0$, select $1 > \kappa > \frac{i-1}{i}$.

Lemma 3. [31] $V(\cdot)$ and $\zeta(\cdot)$ are smooth functions defined on $t \in [0, t_f)$, and $\forall t \in [0, t_f)$, $V(t) \geq 0$. $N(\zeta)$ is Nussbaum-type even function. If the following inequality holds

$$0 \leq V(t) \leq c_0 + e^{-c_1 t} \int_0^t g(x(\tau)) N(\zeta) \dot{\zeta} e^{c_1 \tau} d\tau + e^{-c_1 t} \int_0^t \dot{\zeta} e^{c_1 \tau} d\tau, \forall t \in [0, t_f) \quad (9)$$

where c_0 and $c_1 > 0$ are suitable constants, and $g(x(\tau))$ is a time-varying parameter, which takes values in the unknown closed intervals $I = [l^-, l^+]$, with $0 \notin I$. Then $V(t)$, $\zeta(t)$ and $\int_0^t g(x(\tau)) N(\zeta) \dot{\zeta} d\tau$ must be bounded on $t \in [0, t_f)$.

Define the output tracking error $z_1 = x_1 - y_d$, to guarantee the output error converges to the predefined arbitrarily small neighbor of origin in the prescribed finite-time interval, make error transformation as follows

$$z_1 = \mu(t) \Psi(e(t)) \quad (10)$$

where $e(t)$ is a transformed error, $\mu(t)$ is finite-time-stable function and $\Psi(e(t)) \in [-1, 1]$ is a smooth strictly increasing function satisfying $\lim_{e(t) \rightarrow -\infty} \Psi(e(t)) = -1$ and $\lim_{e(t) \rightarrow +\infty} \Psi(e(t)) = 1$. We select $\Psi(e(t))$ as $\frac{2}{\pi} \arctan(e(t))$ in this paper. Inspired by Lemma 2, we yield $\mu(t)$ as

$$\mu(t) = \begin{cases} \mu_{T_0} + (\mu_0^\lambda - \lambda\tau t)^{\frac{1}{\lambda}}, t \in [0, T_0) \\ \mu_{T_0}, t \in [T_0, +\infty) \end{cases} \quad (11)$$

where $\mu_{T_0} > 0, \tau > 0, 1 > \lambda > 0$ are designed constants. It's easy to see that $\mu(0) = \mu_{T_0} + \mu_0$, and $T_0 = \mu_0^\lambda / \lambda\tau$. $\mu(t)$ has the following finite-time-stable features: $\lim_{t \rightarrow T_0} \mu(t) = \mu_{T_0}, \forall t > T_0, \mu(t) = \mu_{T_0}$.

Due to the finite-time featured of $\mu(t)$, it's obvious that the output tracking error satisfying $|z_1| \leq \mu_{T_0}$, when $t \geq T_0$. Since $\mu^{(i)}, i = 1, \dots, n$ are involved in the following controller design, thus to avoid the possible singularity of $\mu^{(i)}$ when $t \rightarrow T_0$, select $0 < \lambda < \frac{1}{n}$, where n is the order of the pure-feedback system.

By Mean Theorem, the system (1) can be rewritten as

$$\begin{cases} \dot{x}_i = f_i(\bar{x}_i, 0) + g_{i\iota_i} x_{i+1} + d_i(t), 1 \leq i \leq n-1 \\ \dot{x}_n = f_n(\bar{x}_n, 0) + g_{n\iota_n} u(t) + d_n(t) \\ y = x_1 \end{cases} \quad (12)$$

where $g_{i\iota_i} = \partial f_i(\bar{x}_i, x_{i+1}) / \partial x_{i+1} |_{x_{i+1}=x_{\iota_i}}$ and $x_{\iota_i} = \iota_i x_{i+1}$. $\iota_i, i = 1, \dots, n$ are unknown constants satisfying $0 < \iota_i < 1$. Some commonly found assumptions are given as

Assumption 1. For the pure-feedback system (1), $g_i = \partial f_i(\bar{x}_i, x_{i+1}) / \partial x_{i+1}, i = 1, \dots, n$, satisfying $0 < g_{i0} < g_i < g_{i1}, i = 1, \dots, n$, where g_{i0} and g_{i1} are unknown constants in the set $\Omega_x = \{x \in \mathbb{R}^n : |x_i| < k_{ci}, i = 1, \dots, n\}$.

Assumption 2. The desired output signal y_d and its i -th derivative $y_d^{(i)}(t), i = 1, \dots, n$ are known, continuous and bounded.

The time derivative of output tracking error z_1 is

$$\dot{z}_1 = \dot{\mu}(t) \Psi(e) + \mu(t) \frac{\partial \Psi(e(t))}{\partial e(t)} \dot{e}(t), \quad (13)$$

which can be rewritten as

$$\dot{e}(t) = \Phi(t) + \varphi(t) \dot{z}_1 \quad (14)$$

where $\Phi(t) = -\frac{\dot{\mu}(t)\Psi(e(t))}{\mu(t)\partial\Psi(e(t))/\partial e(t)}$ and $\varphi(t) = \frac{1}{\mu(t)\partial\Psi(e(t))/\partial e(t)}$. According to transformed system (17), the time derivative of z_1 is

$$\dot{z}_1 = f_1(x_1, 0) + g_{1l_1}x_2 + d_1(t) - \dot{y}_d, \quad (15)$$

substitute (15) into (14), we obtain

$$\dot{e}(t) = \Phi(t) + \varphi(t) (f_1(x_1, 0) + g_{1l_1}x_2 + d_1(t) - \dot{y}_d). \quad (16)$$

The transformed system (17) can be further written as

$$\begin{cases} \dot{e}(t) = \Phi(t) + \varphi(t) (f_1(x_1, 0) + g_{1l_1}x_2 + d_1(t) - \dot{y}_d) \\ \dot{x}_i = f_i(\bar{x}_i, 0) + g_{iu_i}x_{i+1} + d_i(t), 1 \leq i \leq n-1 \\ \dot{x}_n = f_n(\bar{x}_n, 0) + g_{nu_n}u(t) + d_n(t) \end{cases} \quad (17)$$

3 Controller Design

In this section, finite-time adaptive fuzzy control laws will be designed based on the backstepping technique:

Step 1 : Define the Lyapunov function as $V_{e1} = 1/2 e(t)^2$ whose time derivative is

$$\dot{V}_{e1} = e(t)\Phi(t) + e(t)\varphi(t) (f_1(x_1, 0) + g_{1l_1}(z_2 + \alpha_1) + d_1(t) - \dot{y}_d), \quad (18)$$

where $z_2 = x_2 - \alpha_1$, and α_1 is the virtual control. Since $f_1(x_1, 0)$ is unknown smooth function, with FLSs in Lemma 1, we have

$$f_1(x_1, 0) = W_1^T S_1(Z_1) + \varepsilon_1, \quad (19)$$

where W_1 is the optimal weight vector, ε_1 is the approximation error satisfying $|\varepsilon_1| \leq \varepsilon_1^*$ and $Z_1 = x_1 \in \mathbb{R}$. Substitute (19) into (18), we have

$$\dot{V}_{e1} = e(t)\Phi(t) + e(t)\varphi(t) (W_1^T S_1(Z_1) + \varepsilon_1 + g_{1l_1}(z_2 + \alpha_1) + d_1(t) - \dot{y}_d). \quad (20)$$

By Young's inequality and Cauchy's inequality, we have

$$e(t)\varphi W_1^T S_1(Z_1) \leq \frac{g_{10}e(t)^2 \varphi_1^2 \|W_1\|^2 S_1^T S_1}{2a_1^2} + \frac{a_1^2}{2g_{10}} \quad (21)$$

$$-e(t)\varphi \dot{y}_d \leq \frac{g_{10}e(t)^2 \varphi^2 (\dot{y}_d)^2}{2} + \frac{1}{2g_{10}} \quad (22)$$

$$e(t)\varphi g_{1l_1} z_2 \leq \frac{g_{20}e(t)^2 \varphi^2 z_2^2}{2} + \frac{g_{11}^2}{2g_{20}} \quad (23)$$

$$e(t)\Phi \leq \frac{g_{10}e(t)^2 \Phi^2}{2} + \frac{1}{2g_{10}} \quad (24)$$

$$e(t)\varphi(\varepsilon_1 + d_1) \leq g_{10}e(t)^2 \varphi^2 + \frac{\varepsilon_1^{*2} + D_1^2}{2g_{10}} \quad (25)$$

where a_1 is designed positive constant. Define Lyapunov function as follows

$$V_1 = V_{e1} + \frac{g_{10}}{2\beta_1} \tilde{\theta}_1^2 \quad (26)$$

where β_1 is designed positive constant, $\tilde{\theta}_1 = \theta_1^* - \hat{\theta}_1$, $\theta_1^* = \|W_1\|^2$ and $\hat{\theta}_1$ is the approximation of θ_1^* . Combined with inequalities (21)-(25), the time derivative of (26) can be written as

$$\begin{aligned} \dot{V}_1 &= e(t)\Phi(t) + e(t)\varphi(t) (W_1^T S_1(Z_1) + \varepsilon_1 + g_{1\iota_1} (z_2 + \alpha_1) + d_1(t) - \dot{y}_d) - \frac{g_{10}}{\beta_1} \tilde{\theta}_1 \hat{\theta}_1 \\ &\leq e(t)\varphi(t) g_{1\iota_1} \alpha_1 + \frac{g_{10}e(t)^2 \varphi^2 \|W_1\|^2 S_1^T S_1}{2a_1^2} + \frac{g_{10}e(t)^2 \varphi^2 (\dot{y}_d)^2}{2} + \frac{g_{10}e(t)^2 \Phi^2}{2} \\ &\quad + g_{10}e(t)^2 \varphi^2 + \frac{g_{20}e(t)^2 \varphi^2 z_2^2}{2} + \frac{g_{11}^2}{2g_{20}} + \frac{1}{g_{10}} + \frac{a_1^2}{2g_{10}} + \frac{\varepsilon_1^{*2} + D_1^2}{2g_{10}} - \frac{g_{10}}{\beta_1} \tilde{\theta}_1 \hat{\theta}_1 \end{aligned} \quad (27)$$

Design the virtual control and the adaptation parameter as

$$\alpha_1 = -\frac{K_1 e(t)}{\varphi} - \frac{\hat{\theta}_1 e(t) \varphi S_1^T S_1}{2a_1^2} - \frac{e(t) \varphi \phi_1}{2} - e(t) \varphi - \frac{e(t) \Phi^2}{2\varphi} \quad (28)$$

$$\dot{\hat{\theta}}_1 = \frac{\beta_1 e(t)^2 \varphi^2 S_1^T S_1}{2a_1^2} - \beta_1 \sigma_1 \hat{\theta}_1 \quad (29)$$

where $\phi_1 = (\dot{y}_d)^2$, $K_1 > 0$ and σ_1 are designed constants. It's easy to see $e(t)\varphi\alpha_1 g_{1\iota_1} \leq e(t)\varphi\alpha_1 g_{10}$. Substituting (28) and (29) into (27) obtains

$$\begin{aligned} \dot{V}_1 &\leq e(t)\varphi g_{1\iota_1} \left(-\frac{K_1 e(t)}{\varphi} - \frac{\hat{\theta}_1 e(t) \varphi S_1^T S_1}{2a_1^2} - \frac{e(t) \varphi \phi_1}{2} - e(t) \varphi - \frac{e(t) \Phi^2}{2\varphi} \right) \\ &\quad + \frac{g_{10}e(t)^2 \varphi^2 \|W_1\|^2 S_1^T S_1}{2a_1^2} + \frac{g_{10}e(t)^2 \varphi^2 (\dot{y}_d)^2}{2} + \frac{g_{10}e(t)^2 \Phi^2}{2} + \frac{g_{20}e(t)^2 \varphi^2 z_2^2}{2} \\ &\quad + g_{10}e(t)^2 \varphi^2 + \frac{g_{11}^2}{2g_{20}} + \frac{1}{g_{10}} + \frac{a_1^2}{2g_{10}} + \frac{\varepsilon_1^{*2} + D_1^2}{2g_{10}} - \frac{g_{10}}{\beta_1} \tilde{\theta}_1 \left(\frac{\beta_1 e(t)^2 \varphi^2 S_1^T S_1}{2a_1^2} - \beta_1 \sigma_1 \hat{\theta}_1 \right) \\ &\leq -K_1 g_{10} e(t)^2 + \frac{g_{20}e(t)^2 \varphi^2 z_2^2}{2} - g_{10} \sigma_1 \frac{\tilde{\theta}_1^2}{2} + \Gamma_1 \end{aligned} \quad (30)$$

where $\Gamma_1 = \frac{g_{11}^2}{2g_{20}} + \frac{1}{g_{10}} + \frac{a_1^2}{2g_{10}} + \frac{\varepsilon_1^{*2} + D_1^2}{2g_{10}} + g_{10} \sigma_1 \frac{\theta_1^{*2}}{2}$.

Step 2 : The time derivative of z_2 is

$$\dot{z}_2 = f_2(\bar{x}_2, 0) + g_{2\iota_2} x_3 - \dot{\alpha}_1 + d_2(t) \quad (31)$$

To guarantee the state variable remains within the preset constraint, define the integral Barrier Lyapunov function as

$$V_{z2} = \int_0^{z_2} \frac{\sigma k_{c2}^2}{k_{c2}^2 - (\sigma + \alpha_1)^2} d\sigma \quad (32)$$

substitute (31) into the time derivative of V_{z2} , we obtain

$$\begin{aligned} \dot{V}_{z2} &= \frac{\partial V_{z2}}{\partial z_2} \dot{z}_2 + \frac{\partial V_{z2}}{\partial \alpha_1} \dot{\alpha}_1 \\ &= \frac{k_{c2}^2 z_2}{k_{c2}^2 - \alpha_1^2} (f_2(\bar{x}_2, 0) + g_{2\iota_2} x_3 - \dot{\alpha}_1 + d_2(t)) + \frac{\partial V_{z2}}{\partial \alpha_1} \dot{\alpha}_1 \\ &= k_{z2} (W_2^T S_2(Z_2) + \varepsilon_2 + g_{2\iota_2} (z_3 + \alpha_2) - \dot{\alpha}_1 + d_2(t)) + \frac{\partial V_{z2}}{\partial \alpha_1} \dot{\alpha}_1 \end{aligned} \quad (33)$$

where $k_{z2} = \frac{k_{c2}^2 z_2}{k_{c2}^2 - x_2^2}$, $z_3 = x_3 - \alpha_2$ and α_2 is virtual control. In accordance with Lemma 1, $f_2(\bar{x}_2, 0) = W_2^T S_2(Z_2) + \varepsilon_2$, where W_2 is the optimal weight vector and ε_2 is approximation error, satisfying $|\varepsilon_2| \leq \varepsilon_2^*$. $Z_2 = [x_1, x_2]^T \in \mathbb{R}^2$.

Considering part of (33)

$$\begin{aligned} \frac{\partial V_{z2}}{\partial \alpha_1} \dot{\alpha}_1 &= \dot{\alpha}_1 z_2 \left(\frac{k_{c2}^2}{k_{c2}^2 - x_2^2} - \int_0^1 \frac{k_{c2}^2}{k_{c2}^2 - (\tau z_2 + \alpha_1)} d\tau \right) \\ &= \dot{\alpha}_1 z_2 \left(\frac{k_{c2}^2}{k_{c2}^2 - x_2^2} - \frac{k_{c2}}{2z_2} \ln \frac{(k_{c2} + z_2 + \alpha_1)(k_{c2} - \alpha_1)}{(k_{c2} - z_2 - \alpha_1)(k_{c2} + \alpha_1)} \right) \\ &= \frac{k_{c2}^2 \dot{\alpha}_1 z_2}{k_{c2}^2 - x_2^2} - \dot{\alpha}_1 z_2 \rho_1 \end{aligned} \quad (34)$$

where $\rho_1 = \frac{k_{c2}}{2z_2} \ln \frac{(k_{c2} + z_2 + \alpha_1)(k_{c2} - \alpha_1)}{(k_{c2} - z_2 - \alpha_1)(k_{c2} + \alpha_1)}$. Since $\lim_{z_2 \rightarrow 0} \rho_1 = \frac{k_{c2}^2}{k_{c2}^2 - \alpha_1^2}$, ρ_1 is well-defined in the neighbor of $z_2 = 0$, in the set $|\alpha_1| < k_{c2}$. Substituting (34) into (33) yields

$$\dot{V}_{z2} = k_{z2} (W_2^T S_2(Z_2) + \varepsilon_2 + g_{2l_2}(z_3 + \alpha_2) + d_2(t)) - \dot{\alpha}_1 z_2 \rho_1 \quad (35)$$

where $\dot{\alpha}_1 = \frac{\partial \alpha_1}{\partial x_1} (W_1^T S_1(Z_1) + \varepsilon_1 + g_{1l_1} x_2 + d_1(t)) + \frac{\partial \alpha_1}{\partial y_d} \dot{y}_d + \frac{\partial \alpha_1}{\partial \dot{y}_d} \ddot{y}_d + \frac{\partial \alpha_1}{\partial \mu} \dot{\mu} + \frac{\partial \alpha_1}{\partial \dot{\mu}} \ddot{\mu} + \frac{\partial \alpha_1}{\partial \theta_1} \dot{\theta}_1$. Define $\theta_2^* = \max \{ \|W_1\|^2, \|W_2\|^2 \}$, by Young's inequality and Cauchy's inequality, the following inequalities are obtained

$$k_{z2} W_2^T S_2(Z_2) \leq \frac{g_{20} k_{z2}^2 \theta_2^* S_2^T S_2}{2a_2^2} + \frac{a_2^2}{2g_{20}} \quad (36)$$

$$k_{z2} g_{2l_2} z_3 \leq \frac{g_{30} k_{z2}^2 z_3^2}{2} + \frac{g_{21}^2}{2g_{30}} \quad (37)$$

$$k_{z2} (\varepsilon_2 + d_2) \leq g_{20} k_{z2}^2 + \frac{\varepsilon_2^{*2} + D_2^2}{2g_{20}} \quad (38)$$

$$-z_2 \rho_1 \frac{\partial \alpha_1}{\partial x_1} W_1^T S_1(Z_1) \leq \frac{g_{20} z_2^2 \rho_1^2 \theta_2^* \left\| \frac{\partial \alpha_1}{\partial x_1} S_1(Z_1) \right\|^2}{2a_2^2} + \frac{a_2^2}{2g_{20}} \quad (39)$$

$$-z_2 \rho_1 \frac{\partial \alpha_1}{\partial x_1} g_{1l_1} x_2 \leq \frac{g_{20} z_2^2 \rho_1^2 \left(\frac{\partial \alpha_1}{\partial x_1} x_2 \right)^2}{2} + \frac{g_{11}^2}{2g_{20}} \quad (40)$$

$$-z_2 \rho_1 \frac{\partial \alpha_1}{\partial x_1} (\varepsilon_1 + d_1) \leq g_{20} z_2^2 \left(\rho_1 \frac{\partial \alpha_1}{\partial x_1} \right)^2 + \frac{\varepsilon_1^{*2} + D_1^2}{2g_{20}} \quad (41)$$

$$-z_2 \rho_1 \sum_{j=0}^1 \frac{\partial \alpha_1}{\partial y_d^{(j)}} y_d^{(j+1)} \leq \frac{g_{20} z_2^2 \rho_1^2}{2} \sum_{j=0}^1 \left(\frac{\partial \alpha_1}{\partial y_d^{(j)}} y_d^{(j+1)} \right)^2 + \frac{1}{g_{20}} \quad (42)$$

$$-z_2 \rho_1 \sum_{j=0}^1 \frac{\partial \alpha_1}{\partial \mu^{(j)}} \mu^{(j+1)} \leq \frac{g_{20} z_2^2 \rho_1^2}{2} \sum_{j=0}^1 \left(\frac{\partial \alpha_1}{\partial \mu^{(j)}} \mu^{(j+1)} \right)^2 + \frac{1}{g_{20}} \quad (43)$$

$$-z_2 \rho_1 \frac{\partial \alpha_1}{\partial \theta_1} \dot{\theta}_1 \leq \frac{g_{20} z_2^2 \rho_1^2 \left(\frac{\partial \alpha_1}{\partial \theta_1} \dot{\theta}_1 \right)^2}{2} + \frac{1}{2g_{20}} \quad (44)$$

where $a_2 > 0$ is a designed constant.

Design the following Lyapunov function

$$V_2 = V_1 + V_{z2} + \frac{g_{20}}{2\beta_2} \tilde{\theta}_2^2, \quad (45)$$

where β_2 is designed positive constant, $\tilde{\theta}_2 = \theta_2^* - \hat{\theta}_2$, and $\hat{\theta}_2$ is the approximation of θ_2^* . The time derivative of (45) is

$$\dot{V}_2 = \dot{V}_1 + k_{z2} (W_2^T S_2(Z_2) + \varepsilon_2 + g_{2\iota_2} (z_3 + \alpha_2) + d_2(t)) - \dot{\alpha}_1 z_2 \rho_1 - \frac{g_{20} \tilde{\theta}_2 \dot{\hat{\theta}}_2}{\beta_2} \quad (46)$$

Design the virtual control as

$$\alpha_2 = -K_2 z_2 - \frac{e(t)^2 \varphi^2 z_2}{2} \left(\frac{k_{c2}^2 - x_2^2}{k_{c2}^2} \right) - \phi_2 - \frac{\hat{\theta}_2 H_2}{2a_2^2} \quad (47)$$

where ϕ_2 and H_2 are functions of the signals from the first two subsystems, which can be expressed as

$$\begin{aligned} \phi_2 = & k_{z2} + \frac{z_2 \rho_1^2}{2} \left(\frac{\partial \alpha_1}{\partial x_1} x_2 \right)^2 \left(\frac{k_{c2}^2 - x_2^2}{k_{c2}^2} \right) + \frac{z_2 \rho_1^2}{2} \sum_{j=0}^1 \left(\frac{\partial \alpha_1}{\partial \pi^{(j)}} \pi^{(j+1)} \right)^2 \left(\frac{k_{c2}^2 - x_2^2}{k_{c2}^2} \right) \\ & + \frac{z_2 \rho_1^2}{2} \sum_{j=0}^1 \left(\frac{\partial \alpha_1}{\partial y_d^{(j)}} y_d^{(j+1)} \right)^2 \left(\frac{k_{c2}^2 - x_2^2}{k_{c2}^2} \right) + z_2 \rho_1^2 \left(\frac{\partial \alpha_1}{\partial x_1} \right)^2 \left(\frac{k_{c2}^2 - x_2^2}{k_{c2}^2} \right) \\ & + \frac{z_2 \rho_1^2}{2} \left(\frac{\partial \alpha_1}{\partial \hat{\theta}_1} \dot{\hat{\theta}}_1 \right)^2 \left(\frac{k_{c2}^2 - x_2^2}{k_{c2}^2} \right) \end{aligned} \quad (48)$$

$$H_2 = k_{z2} S_2^T S_2 + z_2 \rho_1^2 \left\| \frac{\partial \alpha_1}{\partial x_1} S_1(Z_1) \right\|^2 \left(\frac{k_{c2}^2 - x_2^2}{k_{c2}^2} \right) \quad (49)$$

Design the adaptation law as

$$\dot{\hat{\theta}}_2 = \frac{\beta_2 k_{z2} H_2}{2a_2^2} - \beta_2 \sigma_2 \hat{\theta}_2 \quad (50)$$

where $\sigma_2 > 0$ is designed constant. It's easy to see that $k_{z2} g_{2\iota_2} \alpha_2 \leq k_{z2} g_{20} \alpha_2$. Substituting (36)-(44), (47) and (50) into (46) yields

$$\begin{aligned} \dot{V}_2 \leq & \dot{V}_1 + \frac{g_{30} k_{z2}^2 z_3^2}{2} + \frac{g_{20} \theta_2^* H_2 k_{z2}}{2a_2^2} + g_{20} k_{z2} \phi_2 + k_{z2} g_{20} \alpha_2 + \frac{5}{2g_{20}} + \frac{\varepsilon_1^{*2} + D_1^2}{2g_{20}} \\ & + \frac{g_{11}^2}{g_{20}} + \frac{a_2^2}{2g_{20}} + \frac{\varepsilon_2^{*2} + D_2^2}{2g_{20}} + \frac{g_{21}^2}{2g_{30}} - g_{20} \tilde{\theta}_2 \left(\frac{k_{z2} H_2}{2a_2^2} - \sigma_2 \hat{\theta}_2 \right) \\ = & \dot{V}_1 + \frac{g_{30} k_{z2}^2 z_3^2}{2} - K_2 k_{z2} z_2 g_{20} - \frac{g_{20} e(t)^2 \varphi^2 z_2^2}{2} - g_{20} \sigma_2 \frac{\tilde{\theta}_2^2}{2} + \Gamma_2 \end{aligned} \quad (51)$$

where $\Gamma_2 = \frac{5}{2g_{20}} + \frac{\varepsilon_1^{*2} + D_1^2}{2g_{20}} + \frac{g_{11}^2}{g_{20}} + \frac{a_2^2}{2g_{20}} + \frac{\varepsilon_2^{*2} + D_2^2}{2g_{20}} + \frac{g_{21}^2}{2g_{30}} + g_{20} \sigma_2 \frac{\theta_2^{*2}}{2}$. Substituting (30) into (51) yields

$$\dot{V}_2 \leq -K_1 g_{10} e(t)^2 - K_2 k_{z2} z_2 g_{20} + \frac{g_{30} k_{z2}^2 z_3^2}{2} - g_{20} \sigma_2 \frac{\tilde{\theta}_2^2}{2} - g_{10} \sigma_1 \frac{\tilde{\theta}_1^2}{2} + \Gamma_1 + \Gamma_2 \quad (52)$$

Step i : ($i = 3, \dots, n-1$) The time derivative of z_i is

$$\dot{z}_i = f_i(\bar{x}_i, 0) + g_{i\iota_i} x_{i+1} - \dot{\alpha}_{i-1} + d_i(t) \quad (53)$$

where $z_i = x_i - \alpha_{i-1}$ and α_{i-1} is virtual control. Define the integral Barrier Lyapunov function as

$$V_{zi} = \int_0^{z_i} \frac{\sigma k_{ci}^2}{k_{ci}^2 - (\sigma + \alpha_{i-1})^2} d\sigma, \quad (54)$$

substitute (54) into the time derivative of V_{zi} , we obtain

$$\begin{aligned}\dot{V}_{zi} &= \frac{\partial V_{zi}}{\partial z_i} \dot{z}_i + \frac{\partial V_{zi}}{\partial \alpha_{i-1}} \dot{\alpha}_{i-1} \\ &= \frac{k_{ci}^2 z_i}{k_{ci}^2 - x_i^2} (f_i(\bar{x}_i, 0) + g_{i1} x_{i+1} - \dot{\alpha}_{i-1} + d_i(t)) + \frac{\partial V_{zi}}{\partial \alpha_{i-1}} \dot{\alpha}_{i-1} \\ &= k_{zi} (W_i^T S_i(Z_i) + \varepsilon_i + g_{i1} (z_{i+1} + \alpha_i) - \dot{\alpha}_{i-1} + d_i(t)) + \frac{\partial V_{zi}}{\partial \alpha_{i-1}} \dot{\alpha}_{i-1}\end{aligned}\quad (55)$$

where $k_{zi} = \frac{k_{ci}^2 z_i}{k_{ci}^2 - x_i^2}$, $z_{i+1} = x_{i+1} - \alpha_i$ and α_i is virtual control. In accordance with Lemma 1, $f_i(\bar{x}_i, 0) = W_i^T S_i(Z_i) + \varepsilon_i$, where W_i is the optimal weight vector and ε_i is approximation error, satisfying $|\varepsilon_i| \leq \varepsilon_i^*$. $Z_i = [x_1, x_2, \dots, x_i]^T \in \mathbb{R}^i$.

Considering part of (55)

$$\frac{\partial V_{zi}}{\partial \alpha_{i-1}} \dot{\alpha}_{i-1} = \dot{\alpha}_{i-1} z_i \left(\frac{k_{ci}^2}{k_{ci}^2 - x_i^2} - \int_0^1 \frac{k_{ci}^2}{k_{ci}^2 - (\tau z_i + \alpha_{i-1})} d\tau \right) \quad (56)$$

$$= \dot{\alpha}_{i-1} z_i \left(\frac{k_{ci}^2}{k_{ci}^2 - x_i^2} - \frac{k_{ci}}{2z_i} \ln \frac{(k_{ci} + z_i + \alpha_{i-1})(k_{ci} - \alpha_{i-1})}{(k_{ci} - z_i - \alpha_{i-1})(k_{ci} + \alpha_{i-1})} \right) \quad (57)$$

$$= \frac{k_{ci}^2 \dot{\alpha}_{i-1} z_i}{k_{ci}^2 - x_i^2} - \dot{\alpha}_{i-1} z_i \rho_{i-1} \quad (58)$$

where $\rho_{i-1} = \frac{k_{ci}}{2z_i} \ln \frac{(k_{ci} + z_i + \alpha_{i-1})(k_{ci} - \alpha_{i-1})}{(k_{ci} - z_i - \alpha_{i-1})(k_{ci} + \alpha_{i-1})}$. Since $\lim_{z_i \rightarrow 0} \rho_{i-1} = \frac{k_{ci}^2}{k_{ci}^2 - \alpha_{i-1}^2}$, ρ_i is well-defined in the neighbor of $z_i = 0$, when $|\alpha_{i-1}| < k_{ci}$. Substituting (58) into (55) yields

$$\dot{V}_{zi} = k_{zi} (W_i^T S_i(Z_i) + \varepsilon_i + g_{i1} (z_{i+1} + \alpha_i) + d_i(t)) - \dot{\alpha}_{i-1} z_i \rho_{i-1} \quad (59)$$

where $\dot{\alpha}_{i-1} = \sum_{j=1}^{i-1} \frac{\partial \alpha_{i-1}}{\partial x_j} (W_j^T S_j(Z_j) + \varepsilon_j + g_{j1} x_{j+1} + d_j) + \sum_{j=0}^{i-1} \frac{\partial \alpha_{i-1}}{\partial y_d^{(j)}} y_d^{(j+1)} + \sum_{j=0}^{i-1} \frac{\partial \alpha_{i-1}}{\partial \mu^{(j)}} \mu^{(j+1)} + \sum_{j=1}^{i-1} \frac{\partial \alpha_{i-1}}{\partial \hat{\theta}_j} \dot{\hat{\theta}}_j$. Define $\theta_i^* = \max \{ \|W_1\|^2, \|W_2\|^2, \dots, \|W_i\|^2 \}$, by Young's inequality and Cauchy's inequality, the following inequalities are obtained

$$k_{zi} W_i^T S_i(Z_i) \leq \frac{g_{i0} k_{zi}^2 \theta_i^* S_i^T S_i}{2a_i^2} + \frac{a_i^2}{2g_{i0}} \quad (60)$$

$$k_{zi} g_{i1} z_{i+1} \leq \frac{g_{(i+1)0} k_{zi}^2 z_{i+1}^2}{2} + \frac{g_{i1}^2}{2g_{(i+1)0}} \quad (61)$$

$$k_{zi} (\varepsilon_i + d_i) \leq g_{i0} k_{zi}^2 + \frac{\varepsilon_i^{*2} + D_i^2}{2g_{i0}} \quad (62)$$

$$-z_i \rho_{i-1} \sum_{j=1}^{i-1} \frac{\partial \alpha_{i-1}}{\partial x_j} g_{j1} x_{j+1} \leq \frac{g_{i0} z_i^2 \rho_{i-1}^2}{2} \sum_{j=1}^{i-1} \left\| \frac{\partial \alpha_{i-1}}{\partial x_j} x_{j+1} \right\|^2 + \frac{1}{2g_{i0}} \sum_{j=1}^{i-1} g_{j1}^2 \quad (63)$$

$$-z_i \rho_{i-1} \sum_{j=1}^{i-1} \frac{\partial \alpha_{i-1}}{\partial x_j} (\varepsilon_j + d_j) \leq g_{i0} z_i^2 \rho_{i-1}^2 \sum_{j=1}^{i-1} \left(\frac{\partial \alpha_{i-1}}{\partial x_j} \right)^2 + \frac{1}{2g_{i0}} \sum_{j=1}^{i-1} (\varepsilon_j^{*2} + D_j^2) \quad (64)$$

$$-z_i \rho_{i-1} \sum_{j=0}^{i-1} \frac{\partial \alpha_{i-1}}{\partial y_d^{(j)}} y_d^{(j+1)} \leq \frac{g_{i0} z_i^2 \rho_{i-1}^2}{2} \sum_{j=1}^{i-1} \left\| \frac{\partial \alpha_{i-1}}{\partial y_d^{(j)}} y_d^{(j+1)} \right\|^2 + \frac{i}{g_{i0}} \quad (65)$$

$$-z_i \rho_{i-1} \sum_{j=0}^{i-1} \frac{\partial \alpha_{i-1}}{\partial \mu^{(j)}} \mu^{(j+1)} \leq \frac{g_{i0} z_i^2 \rho_{i-1}^2}{2} \sum_{j=1}^{i-1} \left\| \frac{\partial \alpha_{i-1}}{\partial \mu^{(j)}} \mu^{(j+1)} \right\|^2 + \frac{i}{2g_{i0}} \quad (66)$$

$$-z_i \rho_{i-1} \sum_{j=1}^{i-1} \frac{\partial \alpha_{i-1}}{\partial \hat{\theta}_j} \dot{\hat{\theta}}_j \leq \frac{g_{i0} z_i^2 \rho_{i-1}^2}{2} \sum_{j=1}^{i-1} \left\| \frac{\partial \alpha_{i-1}}{\partial \hat{\theta}_j} \dot{\hat{\theta}}_j \right\|^2 + \frac{i-1}{2g_{i0}} \quad (67)$$

where $a_i > 0$ is a designed constant.

Design the following Lyapunov function

$$V_i = V_{i-1} + V_{zi} + \frac{g_{i0}}{2\beta_i} \tilde{\theta}_i^2, \quad (68)$$

where β_i is designed positive constant, $\tilde{\theta}_i = \theta_i^* - \hat{\theta}_i$, and $\hat{\theta}_i$ is the approximation of θ_i^* . The time derivative of (68) is

$$\dot{V}_i = \dot{V}_{i-1} + k_{zi} (W_i^T S_i(Z_i) + \varepsilon_i + g_{iu_i}(z_{i+1} + \alpha_i) + d_i(t)) - \dot{\alpha}_{i-1} z_i \rho_{i-1} - \frac{g_{i0}}{\beta_i} \tilde{\theta}_i \dot{\hat{\theta}}_i \quad (69)$$

Design the virtual control as

$$\alpha_i = -K_i z_i - \frac{k_{z(i-1)}^2 z_i}{2} \left(\frac{k_{ci}^2 - x_i^2}{k_{ci}^2} \right) - \phi_i - \frac{\hat{\theta}_i H_i}{2a_i^2} \quad (70)$$

where ϕ_i and H_i are functions of the signals from the first i subsystems, which can be expressed as

$$\begin{aligned} \phi_i = & k_{zi} + \frac{z_i \rho_{i-1}^2}{2} \sum_{j=1}^{i-1} \left\| \frac{\partial \alpha_{i-1}}{\partial x_j} x_{j+1} \right\|^2 \left(\frac{k_{ci}^2 - x_i^2}{k_{ci}^2} \right) + z_i \rho_{i-1}^2 \sum_{j=1}^{i-1} \left(\frac{\partial \alpha_{i-1}}{\partial x_j} \right)^2 \left(\frac{k_{ci}^2 - x_i^2}{k_{ci}^2} \right) \\ & + \frac{z_i \rho_{i-1}^2}{2} \sum_{j=1}^{i-1} \left\| \frac{\partial \alpha_{i-1}}{\partial y_d^{(j)}} y_d^{(j+1)} \right\|^2 \left(\frac{k_{ci}^2 - x_i^2}{k_{ci}^2} \right) + \frac{z_i \rho_{i-1}^2}{2} \sum_{j=1}^{i-1} \left\| \frac{\partial \alpha_{i-1}}{\partial \mu^{(j)}} \mu^{(j+1)} \right\|^2 \left(\frac{k_{ci}^2 - x_i^2}{k_{ci}^2} \right) \\ & + \frac{z_i \rho_{i-1}^2}{2} \sum_{j=1}^{i-1} \left\| \frac{\partial \alpha_{i-1}}{\partial \hat{\theta}_j} \dot{\hat{\theta}}_j \right\|^2 \left(\frac{k_{ci}^2 - x_i^2}{k_{ci}^2} \right) \end{aligned} \quad (71)$$

$$H_i = k_{zi} S_i^T S_i + z_i \rho_{i-1}^2 \sum_{j=1}^{i-1} \left\| \frac{\partial \alpha_{i-1}}{\partial x_j} S_j(Z_j) \right\|^2 \left(\frac{k_{ci}^2 - x_i^2}{k_{ci}^2} \right) \quad (72)$$

Design the adaptation law as

$$\dot{\hat{\theta}}_i = \frac{\beta_i k_{zi} H_i}{2a_i^2} - \beta_i \sigma_i \hat{\theta}_i \quad (73)$$

where $\sigma_i > 0$ is designed constant. It's easy to see that $k_{zi} g_{iu_i} \alpha_i \leq k_{zi} g_{i0} \alpha_i$. Substituting (60)-(67), (70) and (73) into (69) yields

$$\begin{aligned} \dot{V}_i \leq & \dot{V}_{i-1} + \frac{g_{(i+1)0} k_{zi}^2 z_{i+1}^2}{2} + \frac{g_{i0} \theta_i^* H_i k_{zi}}{2a_i^2} + g_{i0} k_{zi} \phi_i + k_{zi} g_{i0} \alpha_i + \frac{g_{i1}^2}{2g_{(i+1)0}} + \frac{a_i^2}{2g_{i0}} \\ & + \frac{1}{2g_{i0}} \sum_{j=1}^i (\varepsilon_j^{*2} + D_j^2) + \frac{1}{2g_{i0}} \sum_{j=1}^{i-1} g_{j1}^2 + \frac{4i-1}{2g_{i0}} - g_{i0} \tilde{\theta}_i \left(\frac{k_{zi} H_i}{2a_i^2} - \sigma_i \hat{\theta}_i \right) \\ = & \dot{V}_{i-1} + \frac{g_{(i+1)0} k_{zi}^2 z_{i+1}^2}{2} - K_i k_{zi} z_i g_{i0} - \frac{g_{i0} k_{z(i-1)}^2 z_i^2}{2} - g_{i0} \sigma_i \frac{\tilde{\theta}_i^2}{2} + \Gamma_i \end{aligned} \quad (74)$$

where $\Gamma_i = \frac{g_{i1}^2}{2g_{(i+1)0}} + \frac{a_i^2}{2g_{i0}} + \frac{1}{2g_{i0}} \sum_{j=1}^i (\varepsilon_j^{*2} + D_j^2) + \frac{1}{2g_{i0}} \sum_{j=1}^{i-1} g_{j1}^2 + \frac{4i-1}{2g_{i0}} + g_{i0} \sigma_i \frac{\theta_i^{*2}}{2}$. Since

$$\dot{V}_{i-1} \leq \frac{g_{i0} k_{z(i-1)}^2 z_i^2}{2} - K_1 g_{10} e(t)^2 - \sum_{j=2}^{i-1} K_j k_{zj} z_j g_{j0} - \sum_{j=1}^{i-1} g_{j0} \sigma_j \frac{\tilde{\theta}_j^2}{2} + \sum_{j=1}^{i-1} \Gamma_j \quad (75)$$

substituting (75) into (74) yields

$$\dot{V}_i \leq \frac{g_{(i+1)0} k_{zi}^2 z_{i+1}^2}{2} - K_1 g_{10} e(t)^2 - \sum_{j=2}^i K_j k_{zj} z_j g_{j0} - \sum_{j=1}^i g_{j0} \sigma_j \frac{\tilde{\theta}_j^2}{2} + \sum_{j=1}^i \Gamma_j \quad (76)$$

Step n : The time derivative of z_n is

$$\dot{z}_n = f_n(\bar{x}_n, 0) + g_{n0}u - \dot{\alpha}_{n-1} + d_n(t) \quad (77)$$

where $z_n = x_n - \alpha_{n-1}$ and α_{n-1} is virtual control. And $f_n(\bar{x}_n, 0) = W_n^T S_n(Z_n) + \varepsilon_n$ by Lemma 1, where W_n^T is the optimal weight vector and ε_n is approximation error satisfying $|\varepsilon_n| \leq \varepsilon_n^*$. Define the integral Barrier Lyapunov function as

$$V_n = V_{n-1} + \int_0^{z_n} \frac{\sigma k_{cn}^2}{k_{cn}^2 - (\sigma + \alpha_{n-1})^2} d\sigma + \frac{g_{n0}}{\beta_n} \tilde{\theta}_n^2 \quad (78)$$

where $\beta_n > 0$ is defined constant, $\tilde{\theta}_n = \theta_n^* - \hat{\theta}_n$ and $\hat{\theta}_n$ is the approximation of θ_n^* . Define θ_n^* as $\theta_n^* = \max \left\{ \|W_1\|^2, \|W_2\|^2, \dots, \|W_n\|^2 \right\}$. Similar to the first $n-1$ steps, system input u is designed as

$$u = -K_n z_n - \frac{k_{z(n-1)} z_n}{2} \left(\frac{k_{cn}^2 - x_n^2}{k_{cn}^2} \right) - \phi_n - \frac{\hat{\theta}_n H_n}{2a_n^2} \quad (79)$$

where a_n is positive designed constant, ϕ_n and H_n are the functions of all signals of the closed-loop system, which can be expressed as

$$\begin{aligned} \phi_n = & k_{zn} + \frac{z_n \rho_{n-1}^2}{2} \sum_{j=1}^{n-1} \left\| \frac{\partial \alpha_{n-1}}{\partial x_j} x_{j+1} \right\|^2 \left(\frac{k_{cn}^2 - x_n^2}{k_{cn}^2} \right) + z_n \rho_{n-1}^2 \sum_{j=1}^{n-1} \left(\frac{\partial \alpha_{n-1}}{\partial x_j} \right)^2 \left(\frac{k_{cn}^2 - x_n^2}{k_{cn}^2} \right) \\ & + \frac{z_n \rho_{n-1}^2}{2} \sum_{j=1}^{n-1} \left\| \frac{\partial \alpha_{n-1}}{\partial y_d^{(j)}} y_d^{(j+1)} \right\|^2 \left(\frac{k_{cn}^2 - x_n^2}{k_{cn}^2} \right) + \frac{z_n \rho_{n-1}^2}{2} \sum_{j=1}^{n-1} \left\| \frac{\partial \alpha_{n-1}}{\partial \mu^{(j)}} \mu^{(j+1)} \right\|^2 \left(\frac{k_{cn}^2 - x_n^2}{k_{cn}^2} \right) \\ & + \frac{z_n \rho_{n-1}^2}{2} \sum_{j=1}^{n-1} \left\| \frac{\partial \alpha_{n-1}}{\partial \hat{\theta}_j} \dot{\hat{\theta}}_j \right\|^2 \left(\frac{k_{cn}^2 - x_n^2}{k_{cn}^2} \right) \end{aligned} \quad (80)$$

$$H_n = k_{zn} S_n^T S_n + z_n \rho_{n-1}^2 \sum_{j=1}^{n-1} \left\| \frac{\partial \alpha_{n-1}}{\partial x_j} S_j(Z_j) \right\|^2 \left(\frac{k_{cn}^2 - x_n^2}{k_{cn}^2} \right) \quad (81)$$

where $k_{zn} = \frac{k_{cn}^2 z_n}{k_{cn}^2 - x_n^2}$, $\rho_{n-1} = \frac{k_{cn}}{2z_n} \ln \frac{(k_{cn} + z_n + \alpha_{n-1})(k_{cn} - \alpha_{n-1})}{(k_{cn} - z_n - \alpha_{n-1})(k_{cn} + \alpha_{n-1})}$, ρ_{n-1} is well-defined in the neighbor of $z_n = 0$ when $|\alpha_{n-1}| \leq k_{cn}$.

Design the adaptation parameter as

$$\dot{\hat{\theta}}_n = \frac{\beta_n k_{zn} H_n}{2a_n^2} - \beta_n \sigma_n \hat{\theta}_n, \quad (82)$$

similar to the construction and analysis process of the first $n-1$ steps, substituting (79) and (82) into the time derivative of (78) yields

$$\dot{V}_n \leq -K_1 g_{10} e(t)^2 - \sum_{j=2}^n K_j k_{zj} z_j g_{j0} - \sum_{j=1}^n g_{j0} \sigma_j \frac{\tilde{\theta}_j^2}{2} + \sum_{j=1}^n \Gamma_j, \quad (83)$$

where $\Gamma_n = \frac{a_n^2}{2g_{n0}} + \frac{1}{2g_{n0}} \sum_{j=1}^n \left(\varepsilon_j^{*2} + D_j^2 \right) + \frac{1}{2g_{n0}} \sum_{j=1}^{n-1} g_{j1}^2 + \frac{4n-1}{2g_{n0}} + g_{n0} \sigma_n \frac{\theta_n^{*2}}{2}$. Since $\int_0^{z_i} \frac{\sigma k_{ci}^2}{k_{ci}^2 - (\sigma + \alpha_{i-1})^2} d\sigma \leq \frac{k_{ci}^2 z_i^2}{k_{ci}^2 - x_i^2}$, $i = 2, \dots, n$ in the interval $|(\sigma + \alpha_{i-1})| < k_{ci}$, (83) can be rewritten as

$$\dot{V}_n \leq -K_1 g_{10} e(t)^2 - \sum_{j=2}^n K_j g_{j0} V_{zj} - \sum_{j=1}^n g_{j0} \sigma_j \frac{\tilde{\theta}_j^2}{2} + \sum_{j=1}^n \Gamma_j. \quad (84)$$

Define $C = \min\{2K_1g_{10}, K_{i+1}g_{(i+1)0}, 2\sigma_i\beta_i, 2\sigma_n\beta_n, i = 1, \dots, n-1\}$, (84) can be expressed as

$$\dot{V}_n \leq -CV_n + D, \quad (85)$$

where $D = \sum_{j=1}^n \Gamma_j$. Integrating (85) yields

$$V_n(t) \leq \left(V(0) - \frac{D}{C}\right) e^{-Ct} + \frac{D}{C} \leq V(0)e^{-Ct} + \frac{D}{C} \quad (86)$$

thus, it's obvious that all signals of the closed-loop system are semi-global ultimately uniformly bounded. When $|x_i(0)| < k_{ci}, |\alpha_{i-1}| < k_{ci}, i = 2, \dots, n$, V_0 is bounded. since $V_n(t)$ is bounded, $\forall t > 0, |x_i| < k_{ci}, i = 2, \dots, n$. Define A_0 is the bound of desired output signal y_d , select appropriate parameters of $\mu(t)$ to guarantee $A_0 + \mu(0) < k_{c1}$, which makes sure $\forall t > 0, |x_1| < k_{c1}$. Therefore, the whole state variables remain within the predefined constraints.

In real pure-feedback nonlinear systems, the sign of $\partial f(\bar{x}_n, u)/\partial u$ is unknown. To solve this problem, we relax Assumption 1, i.e., $0 < g_{n0} < |g_n| < g_{n1}$. Inspired by Lemma 4, we redesign the system input with unknown control direction as

$$u = N(\zeta) \left(K_n z_n + \frac{k_{z(n-1)} z_n}{2} \left(\frac{k_{cn}^2 - x_n^2}{k_{cn}^2} \right) + \phi_n + \frac{\hat{\theta}_n H_n}{2a_n^2} \right) \quad (87)$$

$$\dot{\zeta} = K_n k_{zn} z_n + \frac{k_{z(n-1)} k_{zn} z_n}{2} + \frac{k_{zn} \hat{\theta}_n H_n}{2a_n^2} + k_{zn} \phi_n \quad (88)$$

where $N(\zeta)$ is Nussbaum-type even function, i.e., $N(\zeta) = e^{\zeta^2} \cos((\pi/2)\zeta)$, and $\phi_n, H_n, \hat{\theta}_n$ have the same expression as (80)-(82) do. Redesign V_n as

$$V_n = V_{n-1} + \int_0^{z_n} \frac{\sigma k_{cn}^2}{k_{cn}^2 - (\sigma + \alpha_{n-1})^2} d\sigma + \frac{1}{\beta_n} \tilde{\theta}_n^2 \quad (89)$$

similar to the n th step, after inequality scaling, substituting (87) and (88) into the time derivative of (89) yields

$$\begin{aligned} \dot{V}_n &\leq -K_1 g_{10} e(t)^2 - \sum_{j=2}^{n-1} K_j g_{j0} V_{zj} + (N(\zeta) g_{n\nu_n} + 1) \dot{\zeta} - K_n V_{zn} \\ &\quad - \sum_{j=1}^{n-1} g_{j0} \sigma_j \frac{\tilde{\theta}_j^2}{2} - \sigma_n \frac{\tilde{\theta}_n^2}{2} + \sum_{j=1}^n \Gamma_j \end{aligned} \quad (90)$$

Define $\eta = \min\{2K_1g_{10}, K_{i+1}g_{(i+1)0}, 2\sigma_j\beta_j, K_n, i = 1, \dots, n-2, j = 1, \dots, n\}$, (90) can be expressed as

$$\dot{V}_n \leq (N(\zeta) g_{n\nu_n} + 1) \dot{\zeta} - \eta V_n + \rho, \quad (91)$$

where $\rho = \sum_{j=1}^n \Gamma_j$. Integrating (91) yields

$$V_n(t) \leq V_n(0) + \int_0^t e^{\eta(\tau-t)} (N(\zeta) g_{n\nu_n} + 1) \dot{\zeta} d\tau + \frac{\rho}{\eta}. \quad (92)$$

With the aid of Lemma 4, $V_n(t)$ and $\zeta(t)$ are bounded.

All in all, if $|x_i(0)| < k_{ci}, |\alpha_{i-1}| < k_{ci}, i = 2, \dots, n$, V_0 is bounded. Thus from (86) and (92), $V_n(t)$ is bounded, $\forall t > 0, |x_i| < k_{ci}, i = 2, \dots, n$. All the signals of the closed-loop system are semi-global ultimately uniformly bounded. Select appropriate parameters of $\mu(t)$ to guarantee $A_0 + \mu(0) < k_{c1}$, which makes sure $\forall t > 0, |x_1| < k_{c1}$. Therefore, the output tracking error converges to the preset arbitrarily small bound μ_{T_0} within the prescribed finite-time interval T_0 without overshooting predefined maximum, and the whole state variables remain within the preset constraints.

4 Feasibility Check

The above derivation and analysis process of integral Barrier Lyapunov functions assumes $k_{ci} > |\alpha_{i-1}|, i = 2, \dots, n$ in the set $\Omega = \{\bar{z}_n \in \mathbb{R}^n, \bar{y}_d \in \mathbb{R}^{n+1} : |z_i| \leq \sqrt{2V(t)}, |y_d| \leq A_0, |y_d^{(i)}| \leq A_i, i = 1, \dots, n\}$. It's necessary to take feasibility check as a priori. Define a set of controller parameters to be optimized as $\kappa = [K_1, \dots, K_{n-1}]^T$, which are related to bounds of virtual controls and the convergent rate of the closed-loop system. Thus, we need to check if there exists a solution $\kappa = [K_1, \dots, K_{n-1}]^T$ for the following static semi-infinite nonlinear constrained problem

$$\max_{K_1, \dots, K_{n-1} > 0} N(\kappa) = \sum_{j=1}^{n-1} K_j \quad (93)$$

subject to

$$k_{ci} > \sup_{(\bar{z}_n, \bar{y}_d) \in \Omega} |\alpha_{i-1}(\kappa)|, i = 2, \dots, n \quad (94)$$

5 Simulation Illustration

In this section, two numerical examples are provided as follows to demonstrate the effectiveness of proposed control method.

Example 1: Considering the pure-feedback nonlinear system with full state constraints

$$\begin{cases} \dot{x}_1 = 0.1x_1 + x_2 + d_1(t) \\ \dot{x}_2 = 0.1x_1x_2 - 0.2x_1 + (1 + x_1^2)u(t) + d_2(t) \\ y = x_1 \end{cases} \quad (95)$$

where x_1, x_2 are state variables, u and y are input and output of the system, respectively. $d_1(t) = 0.5 \cos(t), d_2 = 0.5 \cos(10t)$, and the desired output signal $y_d = 2 \cos(t)$. The state variables are constrained by $|x_1| < 3.2, |x_2| < 8$.

Considering the order of the system is 2, which means we should select $0 < \lambda < 1/2$ to avoid singularity of controllers, we select $\lambda = 0.3$. To guarantee $\mu(0) + A_0 < k_{c1}$, the other parameters of $\mu(t)$ are chosen as $\mu_{T_0} = 0.05, \mu_0 = 1, \tau = 1$. Thus $T_0 = \mu_0^\lambda / \lambda \tau = 3.33s, \mu_0 + A_0 = 3.05 < k_{c1}$ and $\lim_{t \rightarrow 3.33s} \mu(t) = 0.05, \forall t > 3.33s, \mu(t) = 0.05$, which infers $\forall t > 3.33s$, output tracking error $z_1 \leq 0.05$. The controllers and adaptation laws are given as follows

$$\alpha_1 = -\frac{K_1 e(t)}{\varphi} - \frac{\hat{\theta}_1 e(t) \varphi S_1(Z_1)^T S_1(Z_1)}{2a_1^2} - \frac{e(t) \varphi (y_d)^2}{2} - e(t) \varphi - \frac{e(t) \Phi^2}{2\varphi} \quad (96)$$

$$u = -K_2 z_2 - \frac{e(t)^2 \varphi^2 z_2}{2} \left(\frac{k_{c2}^2 - x_2^2}{k_{c2}^2} \right) - \phi_2 - \frac{\hat{\theta}_2 H_2}{2a_2^2} \quad (97)$$

$$\dot{\hat{\theta}}_1 = \frac{\beta_1 e(t)^2 \varphi^2 S_1(Z_1)^T S_1(Z_1)}{2a_1^2} - \beta_1 \sigma_1 \hat{\theta}_1 \quad (98)$$

$$\dot{\hat{\theta}}_2 = \frac{\beta_2 k_{z2} H_2}{2a_2^2} - \beta_2 \sigma_2 \hat{\theta}_2 \quad (99)$$

where ϕ_2, H_2 have the same expressions as (48) and (49) do. $Z_1 = x_1 \in \mathbb{R}, Z_2 = [x_1, x_2]^T \in \mathbb{R}^2$. With feasibility check, the parameters of the controllers can be chosen through optimization function `fmincon.m` in Matlab as $K_1 = 6.4, K_2 = 3.2, \beta_1 = \beta_2 = 5, \sigma_1 = \sigma_2 = 5$. The initial conditions are selected as $x_1(0) = 2.5, x_2(0) = 0.1, \hat{\theta}_1 = \hat{\theta}_2 = 0.2$.

The simulation results are shown in Figs. 1-5. Fig. 1 depicts the curves of output tracking error z_1 , which converges to predefined set in finite-time interval. Fig. 2 shows the trajectory of transformed output tracking error e . The state variables x_1, x_2 are bounded in the predefined intervals k_{c1} and

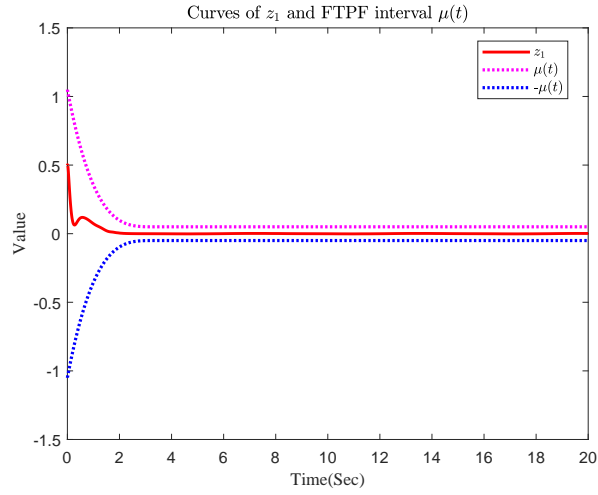


Figure 1: Curves of z_1 and interval of $\mu(t)$ and $-\mu(t)$.

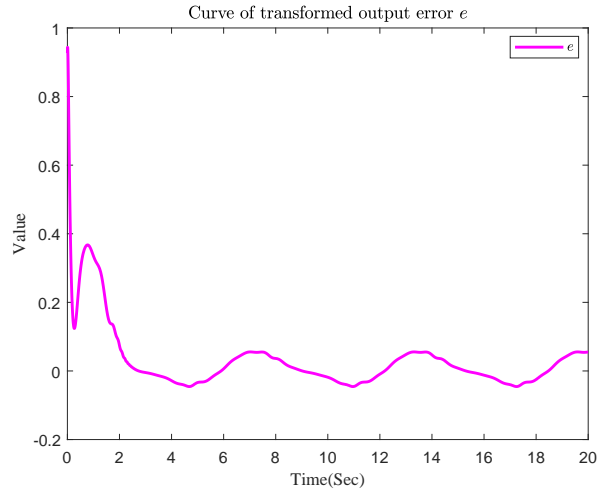


Figure 2: Curve of transformed output tracking error e .

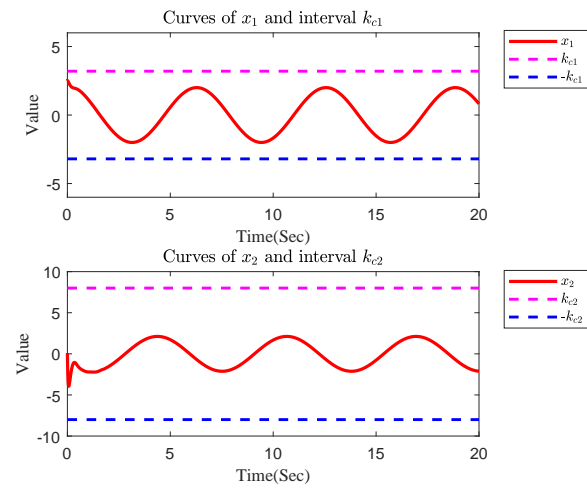


Figure 3: Curves of states x_1, x_2 and intervals k_{c1}, k_{c2} .

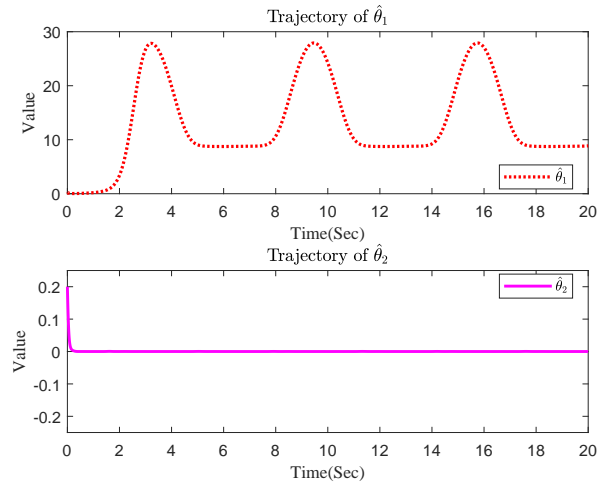


Figure 4: Curves of adaptation parameters $\hat{\theta}_1, \hat{\theta}_2$

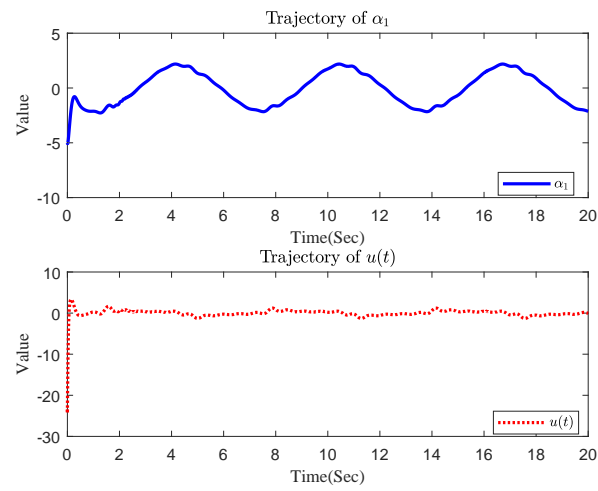


Figure 5: Curves of virtual control α_1 and system input $u(t)$

k_{c2} respectively in Fig. 3. Fig. 4 shows the curves of adaptation parameters of two subsystems. Fig. 5 shows the trajectories of virtual control α_1 and system input u .

Example 2: Considering the inverted pendulum system with full state constraints

$$\begin{cases} \dot{x}_1 = x_2 + d_1(t) \\ \dot{x}_2 = \frac{g \sin(x_1) - \frac{mlx_2^2 \cos(x_1) \sin(x_1)}{m+m_c}}{l\left(\frac{4}{3} - \frac{m \cos^2(x_1)}{m+m_c}\right)} + \frac{\frac{\cos(x_1)}{m+m_c}}{l\left(\frac{4}{3} - \frac{m \cos^2(x_1)}{m+m_c}\right)} u + d_2(t) \\ y = x_1 \end{cases} \quad (100)$$

where x_1, x_2 are the angle of the pendulum and the angular velocity, respectively, u and y denote input and output of the system, respectively, gravity coefficient $g = 9.8\text{m/s}^2$, $m = 0.1\text{kg}$ and $m_c = 1\text{kg}$ represent the mass of a pole and the mass of a cart, respectively, and $l = 0.5\text{m}$ stand for the half length of a pole. $y_d = \sin(t)$ denotes the desired output signal. $d_1(t) = 0.05 \cos(t)$, $d_2(t) = 0.05 \cos(10t)$. The state variables x_1, x_2 are constrained by $|x_1| < 1.2\text{rad}$, $|x_2| < 3.5\text{rad/s}$. The order of the system is 2, to avoid singularity of controllers, we select $\lambda = 0.3$, the other parameters of $\mu(t)$ are chosen as $\mu_{T_0} = 0.01$, $\mu_0 = 1$, $\tau = 1$ to guarantee $\mu(0) + A_0 < k_{c1}$. Thus $T_0 = \mu_0^\lambda / \lambda \tau = 3.33\text{s}$, $\mu_0 + A_0 = 3.01 < k_{c1}$ and $\lim_{t \rightarrow 3.33\text{s}} \mu(t) = 0.01, \forall t > 3.33\text{s}, \mu(t) = 0.01$, which infers $\forall t > 3.33\text{s}$, output tracking error $z_1 \leq 0.01\text{rad}$. Since the sign of g_2 , i.e., $f_2(\bar{x}_2, u)$ is unknown, the controllers and adaptation laws are given as follows

$$\alpha_1 = -\frac{K_1 e(t)}{\varphi} - \frac{\hat{\theta}_1 e(t) \varphi S_1(Z_1)^T S_1(Z_1)}{2a_1^2} - \frac{e(t) \varphi (\dot{y}_d)^2}{2} - e(t) \varphi - \frac{e(t) \Phi^2}{2\varphi} \quad (101)$$

$$u = N(\zeta) \left(K_2 z_2 + \frac{e(t)^2 \varphi^2 z_2}{2} \left(\frac{k_{c2}^2 - x_2^2}{k_{c2}^2} \right) + \phi_2 + \frac{\hat{\theta}_2 H_2}{2a_2^2} \right) \quad (102)$$

$$\dot{\zeta} = K_2 k_{z2} z_2 + \frac{e(t)^2 \varphi^2 k_{z2} z_2}{2} \left(\frac{k_{c2}^2 - x_2^2}{k_{c2}^2} \right) + k_{z2} \phi_2 + \frac{k_{z2} \hat{\theta}_2 H_2}{2a_2^2} \quad (103)$$

$$\dot{\hat{\theta}}_1 = \frac{\beta_1 e(t)^2 \varphi^2 S_1(Z_1)^T S_1(Z_1)}{2a_1^2} - \beta_1 \sigma_1 \hat{\theta}_1 \quad (104)$$

$$\dot{\hat{\theta}}_2 = \frac{\beta_2 k_{z2} H_2}{2a_2^2} - \beta_2 \sigma_2 \hat{\theta}_2 \quad (105)$$

where $N(\zeta) = e^{\zeta^2} \cos(\pi/2 \zeta)$, ϕ_2, H_2 have the same expressions as (48) and (49) do. $Z_1 = x_1 \in \mathbb{R}$, $Z_2 = [x_1, x_2]^T \in \mathbb{R}^2$. With feasibility check, the parameters of the controllers can be chosen through optimization function `fmincon.m` in Matlab as $K_1 = 5.8$, $K_2 = 10$, $\beta_1 = \beta_2 = 5$, $\sigma_1 = \sigma_2 = 5$. The initial conditions are selected as $x_1(0) = 0.01\text{rad}$, $x_2(0) = 0.1\text{rad/s}$, $\hat{\theta}_1 = \hat{\theta}_2 = 0.2$, $\zeta(0) = 0.8$.

The simulation results are shown in Figs. 6-11. Fig. 6 depicts the curves of output tracking error z_1 , which converges to predefined set in finite-time interval. Fig. 7 shows the trajectory of transformed output tracking error e . The state variables x_1, x_2 are bounded in the predefined intervals k_{c1} and k_{c2} respectively in Fig. 8. Fig. 9 shows the curves of adaptation parameters of two subsystems. Fig. 10 shows the curve of ζ . Fig. 11 shows the trajectories of virtual control α_1 and system input u .

6 Conclusion

This paper studies the finite-time adaptive fuzzy tracking control problem for a class of pure-feedback nonlinear systems with full state constraint. The fuzzy logic systems are utilized to approximate unknown smooth functions. Carefully designed finite-time-stable like function is constructed to guarantee the output tracking error converges to the predefined set in the arbitrary finite interval. Integral Barrier Lyapunov functions are employed to deal with state constraints. Considering the sign of system input may be unknown, we redesign the system input with aid of Nussbaum-type function. By stability analysis, all the signals of the closed-loop system are semi-global ultimately uniformly bounded. Two simulation illustrations are performed to verify effectiveness of the developed method.

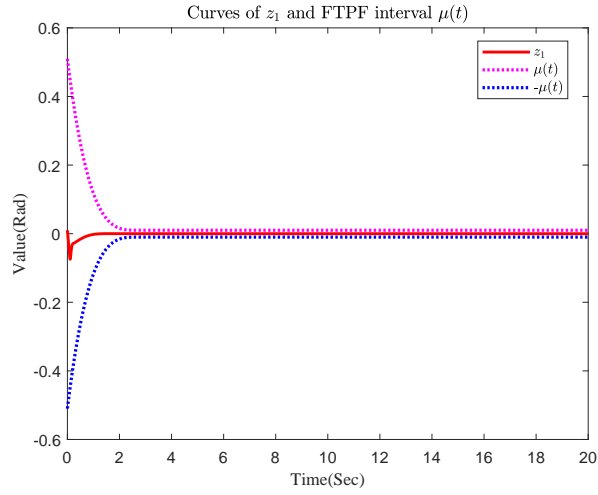


Figure 6: Curves of z_1 and interval of $\mu(t)$ and $-\mu(t)$.

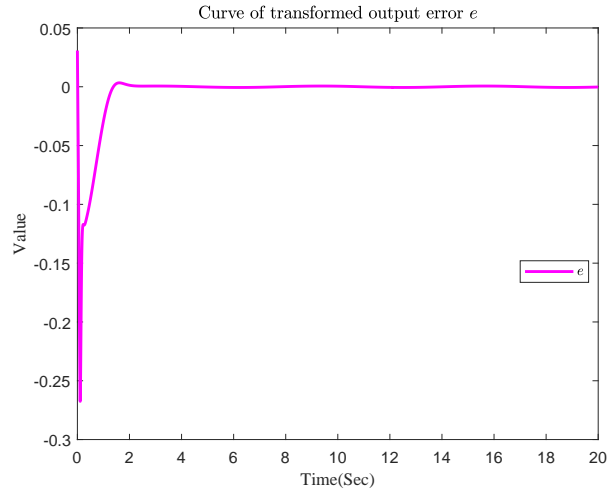


Figure 7: Curve of transformed output tracking error e .

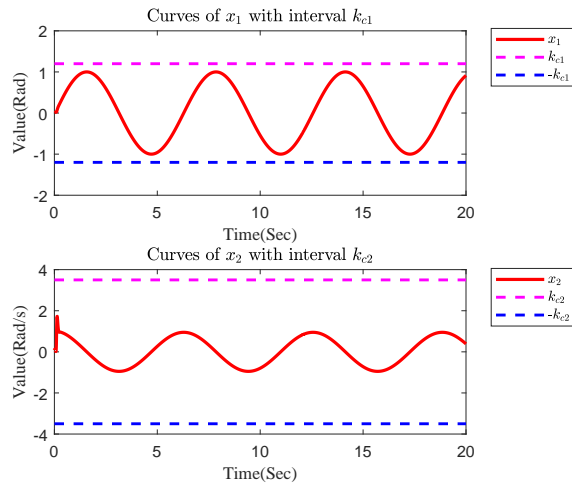


Figure 8: Curves of states x_1, x_2 and intervals k_{c1}, k_{c2} .

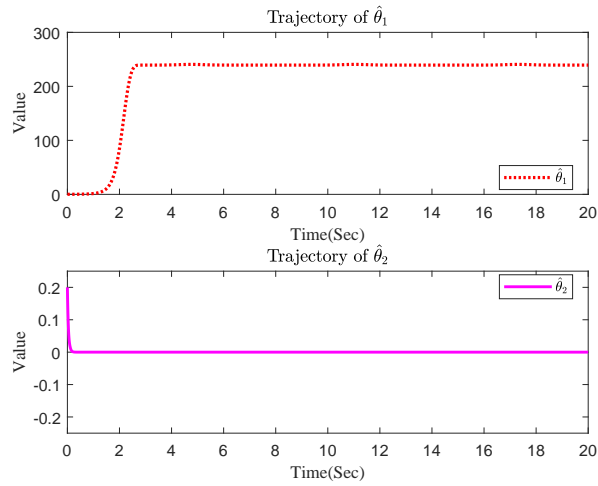


Figure 9: Curves of adaptation parameters $\hat{\theta}_1, \hat{\theta}_2$.

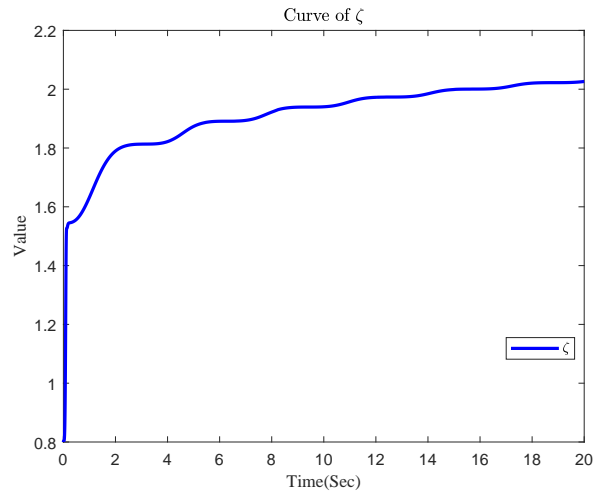


Figure 10: Curve of $\zeta(t)$.

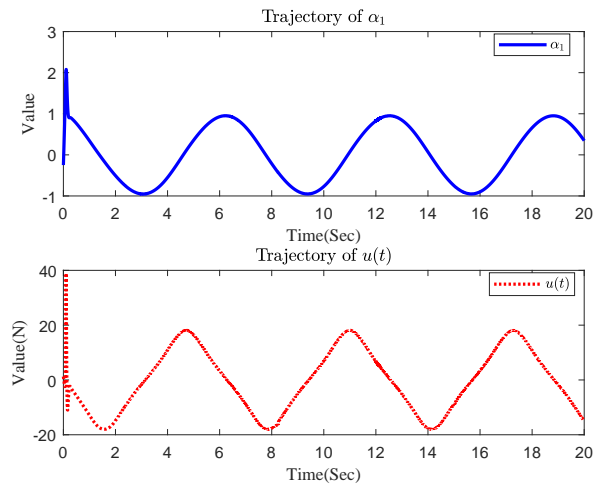


Figure 11: Curves of virtual control α_1 and system input $u(t)$.

References

- [1] S. Tong, Y. Li, and P. Shi, "Fuzzy adaptive backstepping robust control for SISO nonlinear system with dynamic uncertainty," *Information Sciences*, vol. 179, no. 9, pp. 1319-1332, 2009.
- [2] T. Zang, S. S. Ge, and C. C. Hang, "Adaptive neural network control for strict-feedback nonlinear systems using backstepping design," *Automatica*, vol. 36, no. 12, pp. 1835-1846, 2000.
- [3] D. Wang, J. Huang, "Adaptive neural network control for a class of uncertain nonlinear systems in pure-feedback form," *Automatica*, vol. 38, no. 8, pp. 1365-1372, 2002.
- [4] S. S. Ge, C. Wang, "Adaptive NN control of uncertain nonlinear pure-feedback systems," *Automatica*, vol. 38, no. 4, pp. 671-682, 2002.
- [5] S. Tong, Y. Li, S. Sui, "Adaptive fuzzy tracking control design for SISO uncertain nonstrict feedback nonlinear systems," *IEEE Transactions on Fuzzy Systems*, vol. 24, no. 6, pp. 1441-1454, 2016.
- [6] D. Swaroop, J. K. Hedrick, P. P. Yip, "Dynamic surface control for a class of nonlinear systems," *IEEE Transactions on Automatic Control*, vol. 45, no. 10, pp. 1893-1899, 2000.
- [7] T. P. Zhang and S. S. Ge, "Adaptive dynamic surface control of nonlinear systems with unknown dead zone in pure feedback form," *Automatica*, vol. 44, no. 7, pp. 1895-1903, 2008.
- [8] W. Meng, Q. Yang, and Y. Sun, "Adaptive neural control of high-order uncertain nonaffine systems: A transformation to affine systems approach," *Automatica*, vol. 50, pp. 1473-1480, 2014.
- [9] Z. Liu, X. Dong, J. Xue, H. Li, and Y. Chen, "Adaptive neural control for a class of pure-feedback nonlinear systems via dynamic surface technique," *IEEE Transactions on Neural Networks and Learning Systems*, vol. 27, no. 9, pp. 1969-1975, 2016.
- [10] M. Wang, B. Chen, K. Liu, X. Liu, S. Zhang, "Adaptive fuzzy tracking control of nonlinear time-delay systems with unknown virtual control coefficients," *Information Sciences*, vol. 178, no. 22, pp. 4326-4340, 2008.
- [11] M. Wang, S. S. Ge, "Approximation-based adaptive tracking control of pure-feedback nonlinear systems with multiple unknown time-varying delays," *IEEE Transactions on Neural Networks*, vol. 21, no. 11, pp. 1804-1816, 2010.
- [12] H. Li, L. Wang, H. Du, and A. Boulkroune, "Adaptive fuzzy backstepping tracking control for strict-feedback systems with input delay," *IEEE Transactions on Fuzzy Systems*, vol. 25, no. 3, pp. 642-652, 2017.
- [13] D. Li, Y. Liu, S. Tong, C. L. P. Chen, "Neural networks-based adaptive control for nonlinear state constrained systems with input delay," *IEEE Transactions on Cybernetics*, vol. 49, no. 4, pp. 1249-1258, 2019.
- [14] F. Blanchini, "Set invariance in control," *Automatica*, vol. 35, pp. 1747-1767, 1999.
- [15] D. Dehaan, M. Guay, "Extremum-seeking control of state constrained nonlinear systems," *Automatica*, vol. 41, no. 9, pp. 1567-1574, 2005.
- [16] M. Krstic, M. Bement, "Nonovershooting control of strict-feedback nonlinear systems," *IEEE Transactions on Automatic Control*, vol. 51, no. 12, pp. 1938-1943, 2006.
- [17] K. P. Tee, S. S. Ge, "Control of nonlinear systems with full state constraint using a Barrier Lyapunov Function," *IEEE Conference on Decision and Control*, IEEE, 2009.

- [18] K. P. Tee and S. S. Ge, "Control of nonlinear systems with partial state constraints using a barrier Lyapunov function," *International Journal of Control*, vol. 84, no. 12, pp. 2008-2023, 2011.
- [19] W. Meng, Q. Yang, and Y. Sun, "Adaptive neural control of nonlinear MIMO systems with time-varying output constraints," *IEEE Transactions on Neural Networks and Learning Systems*, vol. 26, no. 5, pp. 1074-1085, 2015.
- [20] B. Ren, S. S. Ge, K. P. Tee, and T. H. Lee, "Adaptive neural control for output feedback nonlinear systems using a Barrier Lyapunov Function," *IEEE Transactions on Neural Networks*, vol. 21, no. 8, pp. 1339-1345, 2010.
- [21] Z. Tang, S. S. Ge, K. P. Tee, and W. He, "Robust adaptive neural tracking control for a class of perturbed uncertain nonlinear systems with state constraints," *IEEE Transactions on Systems, Man, and Cybernetics: Systems*, vol. 46, no. 12, pp. 1618-1629, 2016.
- [22] Y. Liu, S. Tong, "Barrier Lyapunov Functions-based adaptive control for a class of nonlinear pure-feedback systems with full state constraints," *Automatica*, vol. 64, pp. 70-75, 2016.
- [23] T. Zhang, M. Xia, Y. Yi, and Q. Shen, "Adaptive neural dynamic surface control of pure-feedback nonlinear systems with full state constraints and dynamic uncertainties," *IEEE Transactions on Systems, Man, and Cybernetics: Systems*, vol. 47, no. 8, pp. 2378-2387, 2017.
- [24] Y. Liu, S. Tong, "Barrier Lyapunov functions for Nussbaum gain adaptive control of full state constrained nonlinear systems," *Automatica*, vol. 76, pp. 143-152, 2017.
- [25] K. P. Tee and S. S. Ge, "Control of state-constrained nonlinear systems using Integral Barrier Lyapunov Functionals," *IEEE Conference on Decision and Control*, IEEE, 2012.
- [26] D. Li, J. Li, S. Li, "Adaptive control of nonlinear systems with full state constraints using Integral Barrier Lyapunov Functionals," *Neurocomputing*, vol. 186, no. 19, pp. 90-96, 2016.
- [27] S. P. Bhat, and D. S. Bernstein, "Finite-time stability of continuous autonomous systems," *SIAM Journal on Control and Optimization*, vol. 38, no. 3, pp. 751-766, 2000.
- [28] X. Q. Huang, W. Lin, and B. Yang, "Global finite-time stabilization of a class of uncertain nonlinear systems," *Automatica*, vol. 41, no. 5, pp. 881-888, 2005.
- [29] J. Wu, W. S. Chen and J. Li, "Global finite-time adaptive stabilization for nonlinear systems with multiple unknown control directions," *Automatica*, vol. 69, pp. 298-307, 2016.
- [30] Y. Liu, X. Liu, Y. Jing, Z. Zhang, "A novel finite-time adaptive fuzzy tracking control scheme for nonstrict feedback systems," *IEEE Transactions on Fuzzy Systems*, vol. 27, no. 4, pp. 646-658, 2019.
- [31] S. S. Ge, F. Hong, and T. H. Lee, "Adaptive neural control of nonlinear time-delay systems with unknown virtual control coefficients," *IEEE Transactions on Systems, Man, and Cybernetics, Part B (Cybernetics)*, vol. 34, no. 1, pp. 499-516, 2004.