



# TableQAKit: A Comprehensive and Practical Toolkit for Table-based Question Answering

Fangyu Lei<sup>1,2\*</sup> Tongxu Luo<sup>1,3\*</sup> Pengqi Yang<sup>4\*</sup> Weihao Liu<sup>3\*</sup>  
Hanwen Liu<sup>3\*</sup> Jiahe Lei<sup>3\*</sup> Yiming Huang<sup>1\*</sup> Yifan Wei<sup>1,2\*</sup>  
Shizhu He<sup>1,2†</sup> Jun Zhao<sup>1,2</sup> Kang Liu<sup>1,2†</sup>

<sup>1</sup>Institute of Automation, CAS    <sup>2</sup>University of Chinese Academy of Sciences

<sup>3</sup>University of Science and Technology Beijing    <sup>4</sup>Tsinghua University

leifangyu2022@ia.ac.cn    {shizhu.he, kliu}@nlpr.ia.ac.cn

## Abstract

Table-based question answering (TableQA) is an important task in natural language processing, which requires comprehending tables and employing various reasoning ways to answer the questions. This paper introduces TableQAKit, the first comprehensive toolkit designed specifically for TableQA. The toolkit designs a unified platform that includes plentiful TableQA datasets and integrates popular methods of this task as well as large language models (LLMs). Users can add their datasets and methods according to the friendly interface. Also, pleasantly surprised using the modules in this toolkit achieves new SOTA on some datasets. Finally, TableQAKit also provides an LLM-based TableQA Benchmark for evaluating the role of LLMs in TableQA. TableQAKit is open-source with an interactive interface that includes visual operations, and comprehensive data for ease of use. Source code, datasets and models are publicly available at GitHub<sup>1</sup>, with an online demonstraion<sup>2</sup> and a short instruction video<sup>3</sup>.

## 1 Introduction

Question answering systems devote to answering various questions with the evidence located in the structured knowledge base (e.g., Table (Papaspat and Liang, 2015), Knowledge Graph (Lan et al., 2021)), unstructured texts (Rajpurkar et al., 2016) or images (e.g., VQA (Antol et al., 2015)). Our work focuses on table-based question answering (TableQA), which typically relies on the evidence from the given tables to answer the question (a small number of datasets require auxiliary evidence in text (Chen et al., 2020; Zhu et al., 2021) or images (Talmor et al., 2020)).

The given tables come in various types, such as financial numeric tables, Wikipedia-style tables, and database tables (Examples of datasets are shown in Figure 1). TableQA mainly contains three typical subtasks: Spreadsheet QA (Zhu et al., 2021), Encyclopedia QA (Chen et al., 2020), and Structured QA. Accordingly, various reasoning skills are addressed, such as numerical reasoning, multi-hop factual reasoning, and structured query-based questions.

However, TableQA tasks exhibit drastically different data and methods formats, significantly hindering TableQA research’s convenience. It is necessary to develop a unified data interface and task-solving framework. Therefore, we developed the toolkit to fill the gap in this research field.

Moreover, with the development of large language model (LLM) (Zhao et al., 2023a), LLM-based methods (Dong et al., 2022; Touvron et al., 2023) have gradually become new paradigms in addressing NLP tasks. Thus, the methods integrated into TableQAKit also include the LLM-prompting and fine-tuning methods. It is the first toolkit that uses LLM for structured QA tasks.

We have also proposed a challenging LLM TableQA benchmark——TableQAEval, caused by two reasons: (1) Existing TableQA benchmarks usually focus on a single type of table and question, which is out of the game in the era of LLMs. (2) From the perspective of LLM evaluation, there is currently a lack of evaluation benchmark for LLM long-context capabilities, and it happens that tabular data is an easy-to-collect and knowledge-intensive data source.

### • Unified and comprehensive toolkit.

TableQAKit is the first unified toolkit to support almost all TableQA scenarios. With this toolkit, different datasets are unified under a single interface, allowing users to work seamlessly with existing datasets and their tables.

\*Equal Contributions.

† Corresponding author.

<sup>1</sup><https://github.com/lfy79001/TableQAKit>

<sup>2</sup><http://210.75.240.136:18888>

<sup>3</sup><https://youtu.be/6Ty6z9q1K1k>

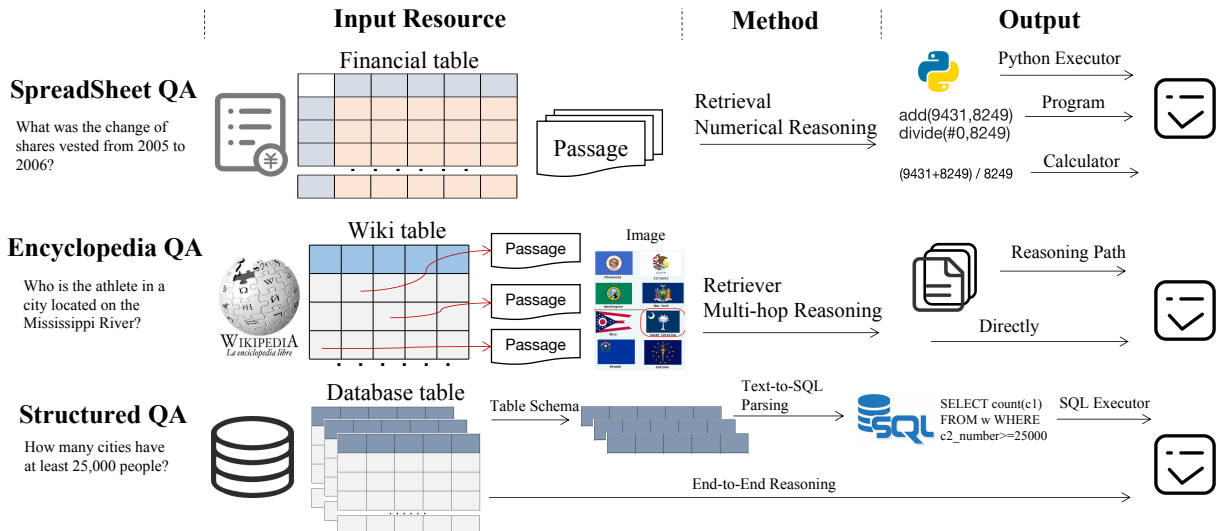


Figure 1: The examples of different TableQA types.

Dataset	# Examples	# Tables	Answer Format	Surrounding text	Linked text	Multimodal
<i>SpreadSheet QA (numerical reasoning)</i>						
TAT-QA	16,552	2757	Program or Math Expression	✓	✓	×
FinQA	8,281	2,776	Program	✓	✓	×
HiTab	10,672	3,597	Program	✓	×	×
MultihierTT	10,440	2,513	Program	✓	✓	×
<i>Encyclopedia QA (multi-hop reasoning)</i>						
HybridQA	69,611	13,000	Direct	×	✓	×
MultimodalQA	29,918	11,022	Direct	×	✓	✓
<i>Structured QA (text-to-SQL or End-to-End)</i>						
WikiSQL	80,654	24,241	SQL or Direct	×	×	×
WTQ	22,033	2,108	SQL or Direct	×	×	×
SQA	17,553	982	Direct	×	×	×

Table 1: Detail analysis of TableQA Datasets.

- **LLM-supported toolkit.** TableQAKit includes LLM-based methods that enable powerful performance. It is the first toolkit to utilize LLM-based methods for structured knowledge tasks and has achieved new SOTA results on several datasets.
- **Benchmark.** TableQAKit is equipped with **TableQAEval**, the first multi-type long-context benchmark for LLM-based TableQA.
- **Visualization.** We provide visual web pages to help users visualize and interact with data and support multi-type tables and multi-modal data. Users can also upload spreadsheets and interact with them through QA interactions.

## 2 TableQA Task

### 2.1 Problem Definition

The TableQA task is learning a model  $M$  to generate a program  $P$  or answer  $A$  for a given question  $Q$  and a table  $T$ . The following are several task scenarios.

$$\begin{aligned}
 A &\leftarrow M(T, q) \\
 A &\leftarrow \text{Program} \leftarrow M(T, q) \\
 A &\leftarrow \text{Program} \leftarrow M(T, P, I, q)
 \end{aligned} \tag{1}$$

Table question answering (TableQA) can also include more complex queries that involve passages  $P$  and images  $I$ . Additionally, specific questions necessitate the first step of obtaining a program

(e.g., math expression, code, SQL, etc.) and executing it to get the answer.

## 2.2 Typical Datasets

Existing TableQA datasets are categorized into three types based on the types of tables used. These three data types are shown in Figure 1, and the details of the datasets are shown in Table 1.

**Spreadsheet QA.** These datasets are typically comprised of financial tables (Chen et al., 2021; Zhu et al., 2021; Cheng et al., 2022a; Zhao et al., 2022a), with a focus on numerical reasoning questions. These tables contain both row and column headers, many of which are hierarchical and irregular. We’ve devised a method to transform their format. The cells in the table frequently contain numerical values. The text associated with the table, serving as a detailed description or supplement to the table’s content, is usually positioned either before or after the table.

**Encyclopedia QA.** This type of dataset is usually obtained from Wikipedia (Chen et al., 2020; Talmor et al., 2020) and consists of multi-hop reasoning questions. The table contains only column headers, with entities or sentences in the cells. The cells often include linked passages, which serve as specific supplements to the entities in the cells and are completely different from the passage type in Spreadsheet QA. Additionally, some multimodal datasets may include linked images.

**Structured QA.** This dataset is usually obtained from databases and consists of structured query-based questions (Pasupat and Liang, 2015; Zhong et al., 2017). The table consists of column headers, also known as table schema, and includes database elements like primary keys and foreign keys.

## 2.3 Existing Tasks and Methods

Due to the complex structure of tables, TableQA is a task with various methods available. In Figure 1, we briefly describe the solution to these tasks.

**Numerical Reasoning.** Considering the complex structure of the table, our toolkit can effectively regularize hierarchical tables, details as shown in Appendix C. Many of these datasets contain multiple associated texts (Chen et al., 2021) and can have a substantial table size (Zhao et al., 2022a). Therefore, it becomes necessary to perform table retrieval. Additionally, to solve numerical reasoning questions, the model must predict the appropriate math expression (Zhu et al., 2021),

program (Chen et al., 2021), or code (Chen et al., 2022) to arrive at the final answer.

**Multi-hop Reasoning.** Knowledge-based datasets often involve multi-hop reasoning questions. These tables are usually large and require retrieval and reasoning steps (Wang et al., 2022). It is worth noting that there are two types of methods. One type is interpretable (Chen et al., 2020), which predicts and reads step-by-step to find the answer. The other type mainly uses end2end methods to obtain the corresponding answer (Wang et al., 2022) directly.

**Structured Database Query.** There are generally two approaches to solving this kind of problem: Text-to-SQL (Qin et al., 2022) and end-to-end (Jin et al., 2022). Text-to-SQL models predict SQL queries to obtain the answer, whereas end-to-end models directly predict the response.

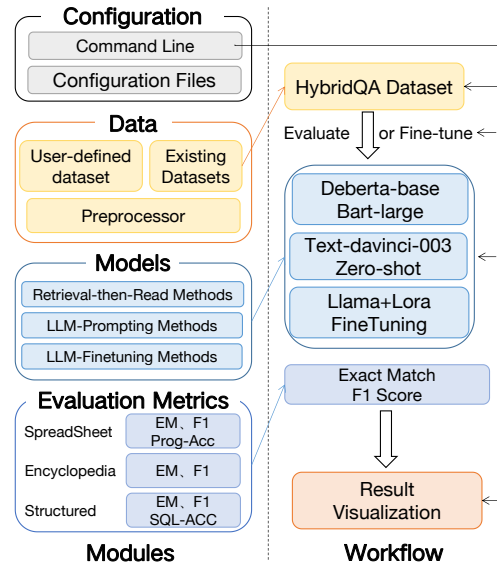


Figure 2: The workflow of using TableQAKit.

## 3 TableQAKit Framework

The usage process of the toolkit is shown in Figure 2.

### 3.1 Configuration Module

Users can use the source code directly. They can set command-line arguments or modify configuration files to use modules. See “README.md” for details.

### 3.2 Data Module

As discussed in Section 2, TableQAKit includes popular datasets of TableQA, which cover various task types. In our framework, all datasets inherit

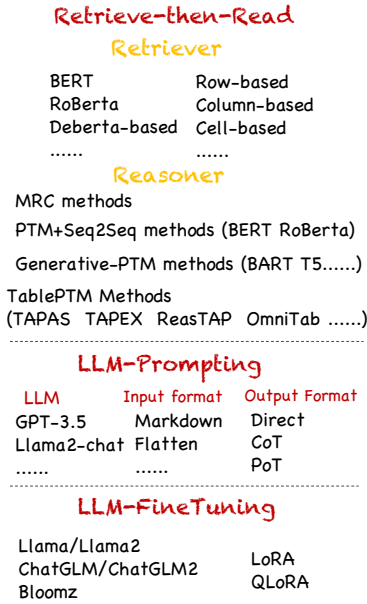


Figure 3: The models overview of TableQAKit.

a unified data interface. Users can convert raw datasets in various types into a unified format that can be used as input to modeling modules.

### 3.3 Modeling Module

#### 3.3.1 Retrieval Module

For the TableQA task, many tables are too long to be handled by PLMs with a 1024 tokens limit. Generally, there are three retrieval strategies for TableQA tasks: row-based, column-based, and cell-based. To address this, we create a unified retriever abstract class and implement different subclasses for specific datasets. Users with their own table data can implement the retrieval functionality by writing small segments of code according to the format of their table data file.

#### 3.3.2 Traditional Reasoning Module

This module utilizes retrieved evidence to reach the final answer through the following methods.

As shown in Figure 3, the modeling module of TableQAKit integrates MRC methods, PLM+Seq2Seq methods, Generative-PLM methods, and TaLMs methods (Dong et al., 2022).

Given the complexity of the TableQA task, many reasoning modules would decode into various tokens (such as a program or math expressions or SQL) based on the task definition. In this part, we use the Seq2Seq method. The toolkit has two types of modules, the first use Pointer Generative Network (See et al., 2017) and its variants, and the second uses generative pre-trained models such as

BART (Lewis et al., 2020) and T5 (Raffel et al., 2020). This type of method is widely used in SpreadsheetQA and Text-to-SQL tasks.

For tasks that require direct answers in an End-to-End approach, TableQAKit also integrates some TaLMs such as TAPEX (Liu et al., 2021), REASTAP (Zhao et al., 2022b) and OmniTAB (Jiang et al., 2022). Users can not only quickly reproduce the models but also fine-tune TaLMs on their own datasets using TableQAKit.

#### 3.3.3 LLM Prompting Module

In-context learning based on LLMs has been widely adopted in NLP. However, constructing models for TableQA is difficult due to the complexity of the task data. TableQAKit simplifies the process, allowing users to choose appropriate prompt formats and other parameters, making LLM-related validation experiments much easier. For input format, TableQAKit offers standard markdown input and text flattening. For the output format, it has incorporated direct, CoT (Wei et al., 2022) and PoT (Chen et al., 2022) three schemes.

#### 3.3.4 LLM Finetuning Module

Recently, open-source LLMs such as LLaMA (Touvron et al., 2023), BLOOM (Scao et al., 2022), and ChatGLM have gained tremendous attention. The advent of parameter-efficient tuning (Hu et al., 2023) has enabled open LLMs to be adapted to various downstream tasks. We have made our tuning code for TableQA open-source to make it easier for users to develop. Users can efficiently process the data into the required format and train LLM+TableQA models directly.

### 3.4 Evaluation Module

TableQAKit provides a one-line call to evaluate and compare the performance of TableQA models supported by a certain dataset. It includes all the evaluation metrics used in the official implementation, such as Answer Exactly Match, Answer F1, Exe Acc, and Program Acc.

## 4 Proposed Benchmark——TableQAEval

As LLM technology advances, many benchmarks have been developed (Chang et al., 2023). This work further contributes to the field by introducing **TableQAEval**, a benchmark to evaluate the performance of LLM for TableQA. This dataset’s collection, preprocessing, and construction process are in Appendix C.

	# Questions	# Tokens/Table
SpreadSheetQA	300	2357.6
EncyclopediaQA	300	3973.9
StructuredQA	400	4776.1
TableQAEval	1000	3809.8

Table 2: Context length statistics for **TableQAEval**. Tokenized by gpt-3.5-turbo.

Existing table benchmarks usually focus on a single type of table and question. Meanwhile, no widely adopted benchmark evaluates LLM’s understanding of long contexts. We designed this benchmark using tables. Different from the previous work, (1) The tables in **TableQAEval** are long and mainly evaluate LLM’s modeling ability towards long tables (context). (2) TableQAEval covers various types of tables and questions. (3) In detail, it evaluates LLM’s table comprehension capabilities, including numerical reasoning, multi-hop reasoning, and long table comprehension.

We thoroughly evaluated both commercial and open-source LLMs, and the results are presented in Table 3.

	Spread Sheet	Encyclopedia	Structured	All
<i>Commercial Models</i>				
Turbo-16k-0613	<b>20.3</b>	<b>52.8</b>	<b>54.3</b>	<b>43.5</b>
<i>Open-source models</i>				
LLaMA2-7b-chat	2.0	14.2	13.4	12.6
ChatGLM2-6b-8k	1.4	10.1	11.5	10.2
LLaMA2-7b-4k	0.8	9.2	5.4	6.6
LongChat-7b-16k	0.3	7.1	5.1	5.2
LLaMA-7b-2k	0.5	7.3	4.1	4.5
MPT-7b-65k	0.3	3.2	2.0	2.3
Longllama-3b-inst	0.0	4.3	1.7	2.0

Table 3: LLMs evaluation scores in **TableQAEval**.

The experimental results are consistent with another recently proposed LLM long-context benchmark LEval (An et al., 2023), showing the rationality of this benchmark.

We believe that **TableQAEval** can serve as a valuable benchmark for LLM evaluation. Future researchers can utilize this benchmark to evaluate LLMs’ long-context comprehension and table understanding capabilities.

We evaluated the performance of TableQAKit using different methods on a range of tasks; We reprocessed all datasets and made them available to researchers in a Huggingface dataset repository<sup>4</sup>. The datasets and experiments settings can be found

<sup>4</sup>You can find all datasets in <https://huggingface.co/TableQAKit>

in Appendix D.

## 4.1 Experimental Results

In this section, we have chosen a few representative datasets and methods and present their results.

**Retrieval Modules.** In this section, we focus on demonstrating the performance of the Retrieval-then-Read approaches. As retrieving large tables has always been a challenging task in research, we mainly present the recall of the retriever here. As shown in Table 4, the experiments on a typical dataset demonstrate that training retrievers using TableQAKit can achieve competitive results.

	BERT	DeBERTa
HybridQA (R@1)	87.3	88.0
FinQA (R@10)	97.0	97.6
MultihierT (R@10)	91.3	93.7
MultimodalQA (R@5)	89.5	93.6

Table 4: Retrieval results of TableQAKit retrieval modules. “R@N” means the topN recall of retriever.

**Reasoning Modules.** Considering the diversity of reasoning modules, in this section, we focus on the performance of TaLMs and show how they can be quickly constructed using TableQAKit. Due to their standardized format, all of them adhere to an end-to-end direct prediction approach. Table 5 presents the performance of several commonly used TaLMs on structuredQA datasets.

Our toolkit also includes methods not using TaLMs, and please check the code repository for more details.

	WikiSQL	WTQ	SQA
TAPAS	84.0	50.4	67.1
TAPEX	89.2	57.2	74.5
ReasTAP	90.4	58.6	74.7
OmniTAB	88.7	62.8	75.9

Table 5: Experimental Performance of TaLMs in Reasoning Module.

**LLM-prompting Methods.** TableQAKit has been designed to provide a data interface, allowing us to modify the prompt format to complete TableQA tasks easily. We tested all TableQA datasets mentioned in this paper under both zero-shot and few-shot settings, and the results are presented in Table 6. This is the first report of LLM-based methods on all TableQA datasets so that future researchers can use our results without additional API costs. Moreover, the toolkit also specifies interfaces, allowing users to customize and

easily change the format of the prompt.

	Text-davinci-003		gpt-3.5-turbo	
	markdown	flatten	markdown	flatten
Zero-shot				
WikiSQL	42.0	43.4	35.0	37.2
WTQ	46.9	44.1	38.8	37.1
TAT-QA	33.7	-	22.5	-
FinQA	26.3	29.1	26.2	23.6
MultihierTT*	22.7	22.5	-	-
HybridQA*	26.5	33.1	24.2	30.9
Few-shot				
WikiSQL	46.0	-	40.7	-
WTQ	50.6	-	43.7	-
TAT-QA	35.7	-	35.8	-
FinQA	27.5	-	47.9	-
MultihierTT*	39.6	29.1	-	-
HybridQA*	51.6	57.1	46.3	56.6

Table 6: Prompting results on some TableQA datasets. For datasets marked with \*, their context is excessively long, surpassing LLM’s input length limitation. Therefore, we employ the retrieval evidence (see Table 4) as the prompt input.

**LLM-finetuning Methods.** Recently, many open-source LLMs have emerged, such as ChatGLM, LLaMA2 and BLOOM. There have also been many efficient fine-tuning methods, such as LoRA (Hu et al., 2021) and QLoRA (Dettmers et al., 2023). For any TableQA task, we can use LLM and parameter efficient tuning methods to perform task-level fine-tuning on the model. The experimental results are shown in Table 7. **SpreadSheetQA** is a newly proposed dataset that combines TableQA datasets with a focus on spreadsheets. It consists entirely of numerical calculation questions, and we have standardized the decoding format.

The experimental results reveal that LLaMA+LoRA presents a competitive alternative for TableQA compared to UnifiedSKG (Xie et al., 2022) (which based on T5). Moreover, training time and resource consumption are also relatively low. The parameter size of LoRA is 16M, while the parameter size of T5-base is 220M. Additionally, it only requires a few hours of training on a single RTX3090.

#### 4.2 Breakthrough in Some datasets

Some existing TableQA datasets need better performance due to their difficulty, such as the Multi-HierTT (SpreadSheetQA) and MultimodalQA (EncyclopediaQA) datasets. We conducted experiments on these two datasets using TableQAKit, achieving SOTA results. The experiment results are shown in

	LLaMA+LoRA	UnifiedSKG
WikiSQL	85.4	82.6
WTQ	38.7	35.7
SQA	54.5	52.9
SpreadSheetQA (Program)	72.2	-
SpreadSheetQA (Math Expression)	72.0	-
HybridQA	57.9	54.0

Table 7: Experiments on some TableQA datasets.

## Appendix B.

### 5 Visualization Demo

As depicted in Figure 4, we have developed an online demo that facilitates users in live interactions with datasets and models.

TableQAKit have two modes: Default DataSet QA Mode and Custom Dataset QA Mode. The former allows users to visualize and explore the dataset. The latter enables users to interact with our model in real-time, using either existing datasets or their own customized tables. Detailed instructions for using the demo can be found in Appendix A.

### 6 Conclusion

This paper introduces TableQAKit, a unified, comprehensive, and powerful TableQA framework. The toolkit integrates several commonly used modules, which helps researchers to quickly build TableQA models. Additionally, it supports the LLM-based methods, enabling valuable research to be conducted quickly in the era of LLMs. Importantly, we have proposed **TableQAEval**, which is a difficult benchmark specifically designed for LLM for long context and table data. We have open-sourced the source code and an online demo making a contribution to the TableQA community.

### 7 Limitation

The most relevant work to us is OpenRT (Zhao et al., 2023b), and we have some overlap with its functionality. However, our main focus is on table question answering tasks and LLM-based methods. In the future, we will continue to expand the methods included in this toolkit.

### References

Chenxin An, Shansan Gong, Ming Zhong, Mukai Li, Jun Zhang, Lingpeng Kong, and Xipeng Qiu. 2023.

- [L-eval: Instituting standardized evaluation for long context language models.](#)
- Stanislaw Antol, Aishwarya Agrawal, Jiasen Lu, Margaret Mitchell, Dhruv Batra, C Lawrence Zitnick, and Devi Parikh. 2015. Vqa: Visual question answering. In *Proceedings of the IEEE international conference on computer vision*, pages 2425–2433.
- Yupeng Chang, Xu Wang, Jindong Wang, Yuan Wu, Kaijie Zhu, Hao Chen, Linyi Yang, Xiaoyuan Yi, Cunxiang Wang, Yidong Wang, et al. 2023. A survey on evaluation of large language models. *arXiv preprint arXiv:2307.03109*.
- Wenhu Chen, Xueguang Ma, Xinyi Wang, and William W Cohen. 2022. Program of thoughts prompting: Disentangling computation from reasoning for numerical reasoning tasks. *arXiv preprint arXiv:2211.12588*.
- Wenhu Chen, Hanwen Zha, Zhiyu Chen, Wenhan Xiong, Hong Wang, and William Yang Wang. 2020. Hybridqa: A dataset of multi-hop question answering over tabular and textual data. In *Findings of the Association for Computational Linguistics: EMNLP 2020*, pages 1026–1036.
- Zhiyu Chen, Wenhu Chen, Charese Smiley, Sameena Shah, Iana Borova, Dylan Langdon, Reema Moussa, Matt Beane, Ting-Hao Huang, Bryan R Routledge, et al. 2021. Finqa: A dataset of numerical reasoning over financial data. In *Proceedings of the 2021 Conference on Empirical Methods in Natural Language Processing*, pages 3697–3711.
- Zhoujun Cheng, Haoyu Dong, Zhiruo Wang, Ran Jia, Jiaqi Guo, Yan Gao, Shi Han, Jian-Guang Lou, and Dongmei Zhang. 2022a. Hitab: A hierarchical table dataset for question answering and natural language generation. In *Proceedings of the 60th Annual Meeting of the Association for Computational Linguistics (Volume 1: Long Papers)*, pages 1094–1110.
- Zhoujun Cheng, Tianbao Xie, Peng Shi, Chengzu Li, Rahul Nadkarni, Yushi Hu, Caiming Xiong, Dragomir Radev, Mari Ostendorf, Luke Zettlemoyer, et al. 2022b. Binding language models in symbolic languages. *arXiv preprint arXiv:2210.02875*.
- Tim Dettmers, Artidoro Pagnoni, Ari Holtzman, and Luke Zettlemoyer. 2023. Qlora: Efficient finetuning of quantized llms. *arXiv preprint arXiv:2305.14314*.
- Qingxiu Dong, Lei Li, Damai Dai, Ce Zheng, Zhiyong Wu, Baobao Chang, Xu Sun, Jingjing Xu, and Zhifang Sui. 2022. A survey for in-context learning. *arXiv preprint arXiv:2301.00234*.
- Edward J Hu, Phillip Wallis, Zeyuan Allen-Zhu, Yuanzhi Li, Shean Wang, Lu Wang, Weizhu Chen, et al. 2021. Lora: Low-rank adaptation of large language models. In *International Conference on Learning Representations*.
- Zhiqiang Hu, Yihuai Lan, Lei Wang, Wanyu Xu, Ee-Peng Lim, Roy Ka-Wei Lee, Lidong Bing, and Soujanya Poria. 2023. Llm-adapters: An adapter family for parameter-efficient fine-tuning of large language models. *arXiv preprint arXiv:2304.01933*.
- Zhengbao Jiang, Yi Mao, Pengcheng He, Graham Neubig, and Weizhu Chen. 2022. Omnitab: Pretraining with natural and synthetic data for few-shot table-based question answering. In *Proceedings of the 2022 Conference of the North American Chapter of the Association for Computational Linguistics: Human Language Technologies*, pages 932–942.
- Nengzheng Jin, Joanna Siebert, Dongfang Li, and Qingcai Chen. 2022. A survey on table question answering: recent advances. In *China Conference on Knowledge Graph and Semantic Computing*, pages 174–186. Springer.
- Yunshi Lan, Gaole He, Jinhao Jiang, Jing Jiang, Wayne Xin Zhao, and Ji-Rong Wen. 2021. A survey on complex knowledge base question answering: Methods, challenges and solutions. *arXiv preprint arXiv:2105.11644*.
- Fangyu Lei, Shizhu He, Xiang Li, Jun Zhao, and Kang Liu. 2022. Answering numerical reasoning questions in table-text hybrid contents with graph-based encoder and tree-based decoder. In *Proceedings of the 29th International Conference on Computational Linguistics*, pages 1379–1390.
- Fangyu Lei, Xiang Li, Yifan Wei, Shizhu He, Yiming Huang, Jun Zhao, and Kang Liu. 2023. [S3HQA: A three-stage approach for multi-hop text-table hybrid question answering](#). In *Proceedings of the 61st Annual Meeting of the Association for Computational Linguistics (Volume 2: Short Papers), ACL 2023, Toronto, Canada, July 9-14, 2023*, pages 1731–1740. Association for Computational Linguistics.
- Mike Lewis, Yinhan Liu, Naman Goyal, Marjan Ghazvininejad, Abdelrahman Mohamed, Omer Levy, Veselin Stoyanov, and Luke Zettlemoyer. 2020. Bart: Denoising sequence-to-sequence pre-training for natural language generation, translation, and comprehension. In *Proceedings of the 58th Annual Meeting of the Association for Computational Linguistics*, pages 7871–7880.
- Qian Liu, Bei Chen, Jiaqi Guo, Morteza Ziyadi, Zeqi Lin, Weizhu Chen, and Jian-Guang Lou. 2021. Tapex: Table pre-training via learning a neural sql executor. In *International Conference on Learning Representations*.
- Weihao Liu, Fangyu Lei, Tongxu Luo, Jiahe Lei, Shizhu He, Jun Zhao, and Kang Liu. 2023. [MMHQA-ICL: multimodal in-context learning for hybrid question answering over text, tables and images](#). *CoRR*, abs/2309.04790.
- Tongxu Luo, Fangyu Lei, Jiahe Lei, Weihao Liu, Shizhu He, Jun Zhao, and Kang Liu. 2023. [Hrot: Hybrid](#)

- [prompt strategy and retrieval of thought for table-text hybrid question answering](#). *CoRR*, abs/2309.12669.
- Armineh Nourbakhsh, Cathy Jiao, Sameena Shah, and Carolyn Rose. 2022. Improving compositional generalization for multi-step quantitative reasoning in question answering. In *Proceedings of the 2022 Conference on Empirical Methods in Natural Language Processing*, pages 1916–1932.
- Panupong Pasupat and Percy Liang. 2015. Compositional semantic parsing on semi-structured tables. In *Proceedings of the 53rd Annual Meeting of the Association for Computational Linguistics and the 7th International Joint Conference on Natural Language Processing (Volume 1: Long Papers)*, pages 1470–1480.
- Bowen Qin, Binyuan Hui, Lihan Wang, Min Yang, Jinyang Li, Binhua Li, Ruiying Geng, Rongyu Cao, Jian Sun, Luo Si, et al. 2022. A survey on text-to-sql parsing: Concepts, methods, and future directions. *arXiv preprint arXiv:2208.13629*.
- Colin Raffel, Noam Shazeer, Adam Roberts, Katherine Lee, Sharan Narang, Michael Matena, Yanqi Zhou, Wei Li, and Peter J Liu. 2020. Exploring the limits of transfer learning with a unified text-to-text transformer. *The Journal of Machine Learning Research*, 21(1):5485–5551.
- Pranav Rajpurkar, Jian Zhang, Konstantin Lopyrev, and Percy Liang. 2016. Squad: 100,000+ questions for machine comprehension of text. In *Proceedings of the 2016 Conference on Empirical Methods in Natural Language Processing*, pages 2383–2392.
- Tevan Le Scao, Angela Fan, Christopher Akiki, Ellie Pavlick, Suzana Ilić, Daniel Hesslow, Roman Castagné, Alexandra Sasha Luccioni, François Yvon, Matthias Gallé, et al. 2022. Bloom: A 176b-parameter open-access multilingual language model. *arXiv preprint arXiv:2211.05100*.
- Abigail See, Peter J Liu, and Christopher D Manning. 2017. Get to the point: Summarization with pointer-generator networks. *arXiv preprint arXiv:1704.04368*.
- Tianze Shi, Chen Zhao, Jordan Boyd-Graber, Hal Daumé III, and Lillian Lee. 2020. On the potential of lexico-logical alignments for semantic parsing to sql queries. In *Findings of the Association for Computational Linguistics: EMNLP 2020*, pages 1849–1864.
- Alon Talmor, Ori Yoran, Amnon Catav, Dan Lahav, Yizhong Wang, Akari Asai, Gabriel Ilharco, Hannaneh Hajishirzi, and Jonathan Berant. 2020. Multimodalqa: complex question answering over text, tables and images. In *International Conference on Learning Representations*.
- Alon Talmor, Ori Yoran, Amnon Catav, Dan Lahav, Yizhong Wang, Akari Asai, Gabriel Ilharco, Hannaneh Hajishirzi, and Jonathan Berant. 2021. Multimodalqa: Complex question answering over text, tables and images. *arXiv preprint arXiv:2104.06039*.
- Hugo Touvron, Thibaut Lavril, Gautier Izacard, Xavier Martinet, Marie-Anne Lachaux, Timothée Lacroix, Baptiste Rozière, Naman Goyal, Eric Hambro, Faisal Azhar, et al. 2023. Llama: Open and efficient foundation language models. *arXiv preprint arXiv:2302.13971*.
- Yingyao Wang, Junwei Bao, Chaoqun Duan, Youzheng Wu, Xiaodong He, and Tiejun Zhao. 2022. Muger2: Multi-granularity evidence retrieval and reasoning for hybrid question answering. In *Findings of the Association for Computational Linguistics: EMNLP 2022*, pages 6687–6697.
- Jason Wei, Xuezhi Wang, Dale Schuurmans, Maarten Bosma, Fei Xia, Ed Chi, Quoc V Le, Denny Zhou, et al. 2022. Chain-of-thought prompting elicits reasoning in large language models. *Advances in Neural Information Processing Systems*, 35:24824–24837.
- Yifan Wei, Fangyu Lei, Yuanzhe Zhang, Jun Zhao, and Kang Liu. 2023. Multi-view graph representation learning for answering hybrid numerical reasoning question. *arXiv preprint arXiv:2305.03458*.
- Tianbao Xie, Chen Henry Wu, Peng Shi, Ruiqi Zhong, Torsten Scholak, Michihiro Yasunaga, Chien-Sheng Wu, Ming Zhong, Pengcheng Yin, Sida I Wang, et al. 2022. Unifiedskg: Unifying and multi-tasking structured knowledge grounding with text-to-text language models. In *Proceedings of the 2022 Conference on Empirical Methods in Natural Language Processing*, pages 602–631.
- Qian Yang, Qian Chen, Wen Wang, Baotian Hu, and Min Zhang. 2022. Enhancing multi-modal and multi-hop question answering via structured knowledge and unified retrieval-generation. *arXiv preprint arXiv:2212.08632*.
- Ori Yoran, Alon Talmor, and Jonathan Berant. 2022. Turning tables: Generating examples from semi-structured tables for endowing language models with reasoning skills. In *Proceedings of the 60th Annual Meeting of the Association for Computational Linguistics (Volume 1: Long Papers)*, pages 6016–6031.
- Wayne Xin Zhao, Kun Zhou, Junyi Li, Tianyi Tang, Xiaolei Wang, Yupeng Hou, Yingqian Min, Beichen Zhang, Junjie Zhang, Zican Dong, et al. 2023a. A survey of large language models. *arXiv preprint arXiv:2303.18223*.
- Yilun Zhao, Yunxiang Li, Chenying Li, and Rui Zhang. 2022a. Multihirtt: Numerical reasoning over multi hierarchical tabular and textual data. In *Proceedings of the 60th Annual Meeting of the Association for Computational Linguistics (Volume 1: Long Papers)*, pages 6588–6600.
- Yilun Zhao, Boyu Mi, Zhenting Qi, Linyong Nan, Minghao Guo, Arman Cohan, and Dragomir Radev. 2023b. Openrt: An open-source framework for reasoning over tabular data. In *Proceedings of the 61st Annual*



*Meeting of the Association for Computational Linguistics (Volume 3: System Demonstrations)*, pages 336–347.

Yilun Zhao, Linyong Nan, Zhenting Qi, Rui Zhang, and Dragomir Radev. 2022b. Reastap: Injecting table reasoning skills during pre-training via synthetic reasoning examples. In *Proceedings of the 2022 Conference on Empirical Methods in Natural Language Processing*, pages 9006–9018.

Victor Zhong, Caiming Xiong, and Richard Socher. 2017. Seq2sql: Generating structured queries from natural language using reinforcement learning. *arXiv preprint arXiv:1709.00103*.

Yongwei Zhou, Junwei Bao, Chaoqun Duan, Youzheng Wu, Xiaodong He, and Tiejun Zhao. 2022. Unirpg: Unified discrete reasoning over table and text as program generation. In *Proceedings of the 2022 Conference on Empirical Methods in Natural Language Processing*, pages 7494–7507.

Fengbin Zhu, Wenqiang Lei, Youcheng Huang, Chao Wang, Shuo Zhang, Jiancheng Lv, Fuli Feng, and Tat-Seng Chua. 2021. Tat-qa: A question answering benchmark on a hybrid of tabular and textual content in finance. In *Proceedings of the 59th Annual Meeting of the Association for Computational Linguistics and the 11th International Joint Conference on Natural Language Processing (Volume 1: Long Papers)*, pages 3277–3287.

## A TableQAKit Webpage Guide

This displays the interactive visualization interface of TableQAKit.

### A.1 Default Dataset QA Mode

In this mode, you will use common datasets (including FinQA, HiTab, HybridQA, MultimodalQA, MultiHiertt, SpreadSheetQA, TAT-QA, WikiSQL, WikiTableQuestions) for QA.

**Step 1:** In the DATASET module, select the Dataset and Split (including train, dev, test) to specify the data source for QA.

**Step 2:** In the TABLE module, enter the number of the question you want to display for the current dataset, then click anywhere on the blank space. The corresponding table information (including properties, question, table) will then be displayed. You can also click the **Download** button to choose the file format and download the table information.

**Step 3:** After determining which question to display in the TABLE module, any image associated with the question (if exists) will be displayed in the PICTURES module, and any text information associated with the question (if exists) will be displayed in the TEXT module.

**Step 4:** In the TABLEQA PLAYGROUND module, the gold answer for the current question is displayed, along with inferred answers from various models.

**Step 5:** In the TABLEQA PLAYGROUND module. You can also input custom questions to inference the model to get answers.

### A.2 Custom Table QA Mode

In this mode, you will use custom uploaded table for QA.

**Step 1:** In the **SELECT OR UPLOAD YOUR TABLE** module, click the **Upload a new table** button to upload a local table (.xls or .xlsx format) for QA. The uploaded table will then be displayed directly in the TABLE module; You can also click the **Select/Delete a table uploaded before** button to choose a previously uploaded table which will be displayed directly in the TABLE module. You can also delete the uploaded table here.

**Step 2:** In the TABLE module, your uploaded local table will be displayed. You can click the "download" button to choose the file format and download the table information.

**Step 3:** In the TABLEQA PLAYGROUND module, you can input custom questions and inference the model to get answers.

### A.3 Web page display

The interface of this demo is shown in the Figures below.

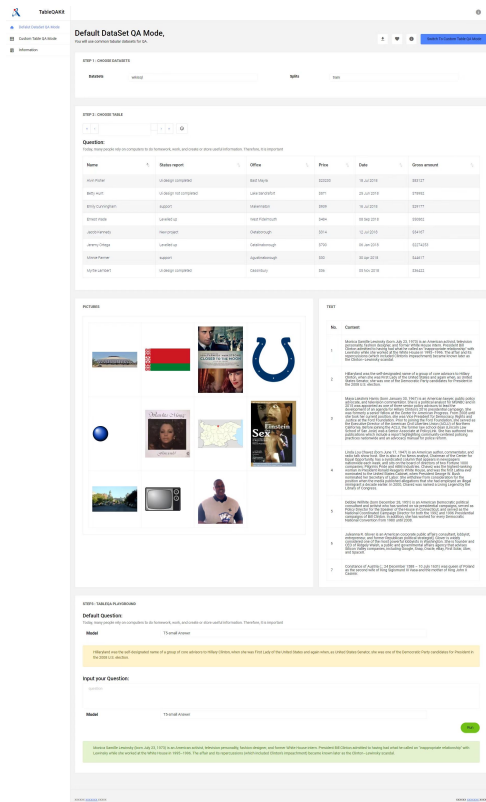


Figure 4: An overview of the web page

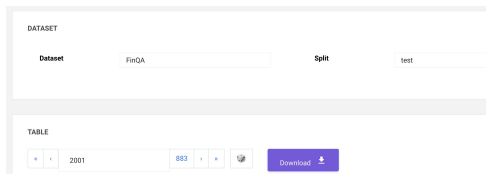


Figure 5: Dataset Configuration Module

## B Details of some datasets experiments

For MultihierTT dataset, we use retriever-reader framework. During the retrieval phase, we tested several pre-trained language models (PLMs) including BERT, RoBERTa, and DeBERTa. For the reader, we used the OpenAI GPT3.5 (text-davinci-003) API with the setting  $temperature = 0$ . The experiment results are shown in table 8.

MultimodalQA is a table-text-image hybrid QA dataset. We designed a specific classifier and used a retriever based on RoBERTa for these datasets. For classifier, we confirmed the type of an exact question depending on the highest score among four types. The accuracy of the classifier on the MMQA




Figure 6: Playground Module

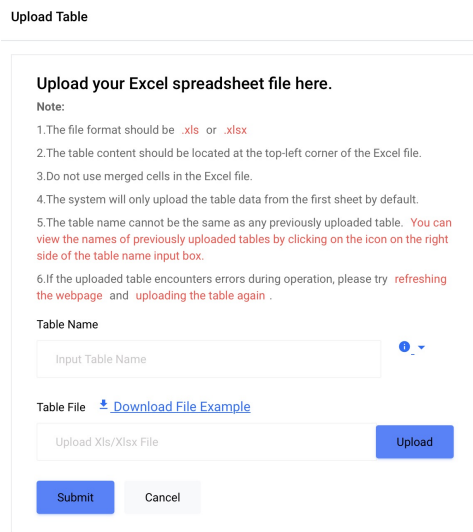


Figure 7: Custom mode: you can upload your own table.

development set is 96.1%. For retriever, with  $k$  is set to 3, we picked the top  $k$  linked passages and images. It identifies all gold documents in 99% of the paragraphs and 80% of the images, which has achieved much higher performance on recall concerning passage (17.3%  $\uparrow$ ) and image (40%  $\uparrow$ ) compared with prior works.

During the reasoning phase, we used *text-davinci-003* API with the setting  $temperature=0.4$  to get the final answer to the question. The experimental results are shown in Table 9.

You can also replicate the SOTA methods for the HybridQA dataset following the instructions in the "multihop/README.md".

	EM	F1
TAGOP (Chen et al., 2021)	17.81	19.35
FinQANet (Chen et al., 2021)	31.72	33.60
MT2Net (Zhao et al., 2022a)	36.22	38.43
Ours	<b>46.17</b>	<b>46.91</b>

Table 8: MultihierTT F1/EM on development set

Player	No.	Nationality	Position	Years for Jazz	School/Club Team
Jim Farmer	30	United States	Guard	1988-89	Alabama
Denrick Favors	15	United States	Forward	2011-present	Georgia Tech
Kyrylo Fesenko	44	Ukraine	Center	2007-11	Cherkasy Monksys (Ukraine)
Derek Fisher	2	United States	Guard	2006-2007	Arkansas-Little Rock
Greg Foster	44	United States	Center/Forward	1995-99	UTEP
Bennie Foyer	25	United States	Guard	1975-76	BSU
Todd Fuller	52	United States	Center	1988-99	North Carolina State
Terry Furlow	25	United States	Guard/Forward	1979-80	Michigan State

Figure 8: Custom mode: display your own tables.



Figure 9: Answer the questions you posed about the table.

## C TableQAEval Construction

### C.1 Data Collection

We collected three datasets of TableQA, namely SpreadSheetQA, EncyclopediaQA, and StructuredQA. Detailed analyses of the datasets are shown in Table 1. These datasets can cover almost all TableQA tasks, from simple to complex. Here we focus on the analysis of numerical inference capabilities, multi-hop inference capabilities, and structured query analysis capabilities.

### C.2 Dataset Construction

For SpreadSheetQA, we unify hierarchical table data using Algorithm 1. We use related methods to converge their link text formats further. Considering the different decoding formats of the four datasets, we performed Program conversion on all four datasets, such as converting math expressions into uniform numerical reasoning Programs. We sample 1000 data from TAT-QA, FinQA, HiTab,

Method	F1	EM
<i>Finetuned</i>		
Implicit-Decomp (Talmor et al., 2021)	55.5	48.8
AutoRouting (Talmor et al., 2021)	49.5	42.1
SKURG (Yang et al., 2022)	63.8	<b>59.4</b>
PREasM-Large (Yoran et al., 2022)	<b>65.5</b>	59.0
<i>Without Finetuning</i>		
Binder (Cheng et al., 2022b)	57.1	51.0
<b>Ours</b>	<b>65.8</b>	<b>54.8</b>
<i>Oracle Settings</i>		
Binder <sub>oracle</sub> (Cheng et al., 2022b)	64.5	58.1
<b>Ours<sub>oracle</sub></b>	<b>75.9</b>	<b>65.0</b>

Table 9: MMQA F1/EM on development set.

and multihiertr respectively.

For EncyclopediaQA, we sampled the HybridQA dataset. Considering that some tables have a large number of link texts, which is difficult for the model to process, we used Text-davinci-003’s tokenizer, keeping only those with fewer than 6000 tokens, and finally sampled 1000 samples.

For StructuredQA, we sample from the WikiSQL and WikiTableQuestions datasets. Similarly, we utilize the Text-davinci-003 tokenizer to keep the tokens of the tables above 2000.

For evaluation metrics, we use two metrics, EM and F1 values. Quantitative analysis of the example is shown in Table 2.

---

### Algorithm 1 Column header finder

---

```

1:  $N \leftarrow \text{num\_rows}$ 
2:  $K \leftarrow \text{num\_cells\_in\_first\_row}$ 
3:  $\text{non\_empty\_cells} \leftarrow []$ 
4: for  $i$  in  $\{1, \dots, K\}$  do
5:   if  $\text{table}[1][i] \neq \text{empty}$  then
6:      $\text{non\_empty\_cells}[i] \leftarrow \text{TRUE}$ 
7:   else
8:      $\text{non\_empty\_cells}[i] \leftarrow \text{FALSE}$ 
9:   end if
10: end for
11:  $n \leftarrow 2$ 
12: while  $n \leq N$  and  $\text{FALSE} \in \text{non\_empty\_cells}$  do
13:   for  $i$  in  $\{1, \dots, K\}$  do
14:     if  $\text{table}[n][i] \neq \text{empty}$  then
15:        $\text{non\_empty\_cells}[i] \leftarrow \text{TRUE}$ 
16:     else
17:        $\text{non\_empty\_cells}[i] \leftarrow \text{FALSE}$ 
18:     end if
19:   end for
20:    $n := n + 1$ 
21: end while
22:
23: return  $n$ 

```

---

## D Datasets and Methods Settings

### D.1 SpreadSheetQA

**Datasets.** We used Algorithm 1 (Nourbakhsh et al., 2022) to generate a new dataset called SpreadSheetQA, which focuses on numerical reasoning in TableQA. This dataset effectively unifies the formats of TAT-QA, FinQA, HiTab, and Multihiertr.

**Methods.** In this part, we mainly use the Seq2Seq method to generate Program, as shown in the figure. In particular, we use these data to train LLaMA-LoRA-based Model, the first open-source LLM-Finetuning method for structured data.

### D.2 FinQA

**Datasets.** The original data set is only Program, and we released the data set based on Math expres-

sion.

**Methods.** With the Retrieval-then-Read method, you can use the Pointer-generator-based, BART-generation, or LLM-based methods. You can select the appropriate module by modifying Config.

### D.3 MultihierTT

**Datasets.** The original data set is only Program, and we released the data set based on Math expression.

**Methods.** With the Retrieval-then-Read method, you have several types of retrievers. And, you can achieve SOTA by using LLM-Prompting method (Luo et al., 2023).

### D.4 TAT-QA

**Datasets.** It is worth noting that we found many annotation errors in the original TAT-QA dataset. Therefore, we designed a heuristic algorithm to correct the annotations of the dataset. Then we can generate math expressions with our methods.

**Methods.** Using our toolkit, you can modularly build various models targeting different objectives. You can choose different pre-trained language models (PLMs) such as BERT, RoBERTa, and DeBERTa. Additionally, you can select different encoding methods, such as markdown or flatten, and choose different decoding methods, including MRC (Machine Reading Comprehension), BERT+Pointer Generation Network, or BART generation. You can also reproduce multiple state-of-the-art methods, including the TagOP (Baseline of TAT-QA) method (Zhu et al., 2021), RegHNT (BERT+LSTM to generate math expression) (Lei et al., 2022), MVG (BERT+LSTM to generate math expression) (Wei et al., 2023), and UniRPG (BART-based generation model) (Zhou et al., 2022).

### D.5 HybridQA

**Datasets.** Considering the HybridQA dataset contains multiple question types, we annotated the question types on the original HybridQA, which is beneficial for researchers in their subsequent studies.

**Methods** We use retrieval-then-read framework. In retrieval stage, Our toolkit supports multiple retrieval strategies, including row retrieval, column retrieval, and single-table training mode or sampling mode. You can combine different modules in the reader module to achieve state-of-the-art (SOTA) performance. TableQAKit integrates the

BERT+MRC model (Chen et al., 2020), BART generation model (Lei et al., 2023), and other methods.

### D.6 MultimodalQA

**Datasets.** We released our preprocessed MultimodalQA, which is more convenient for researchers to use.

**Methods** For the multimodal TableQA task, there hasn't been much work done so far, and it is the first work to provide a systematic open-source method (Liu et al., 2023). In Section B, we provide a detailed description of the TableQAKit methods. You can also use this toolkit to upload your own dataset and run experiments.

### D.7 WikiTableQuestion

**Datasets.** The dataset has another SQL annotation version called SQUALL (Shi et al., 2020), and we have merged the data from both versions.

**Methods.** We implement the TaLMs-based, LLM-prompting, and LLM-finetuning methods.

### D.8 WikiSQL

**Datasets.** This dataset is a classic dataset in TableQA, we did not reprocess.

**Methods.** We implement the TaLMs-based, LLM-prompting, and LLM-finetuning methods.