

Computationally Efficient Electromagnetic Transient Power System Studies using Bayesian Optimization

Willem Leterme
Electa, KU Leuven/IAEW, RWTH Aachen
Belgium/Germany
w.leterme@iaew.rwth-aachen.de

Evelyn Heylen
Mindbrew BV
Belgium
evelyn@evelynheylen.eu

Abstract—The power system of the future will be governed by complex interactions and non-linear phenomena, that should be studied more and more through computationally expensive software simulations. To solve the abovementioned problems, power system engineers face problems with following characteristics: (i) a computationally expensive simulator, (ii) non-linear functions to optimize and (iii) lack of abundance of data. Existing optimization settings involving EMT-type simulations have been developed, but mainly use a deterministic model and optimizer, which may be computationally inefficient and do not guarantee finding a global optimum. In this paper, an automation framework based on Bayesian Optimization is introduced, and applied to two case studies. It is found that the framework has the potential to reduce computational effort, outperform deterministic optimizers and is applicable to a multitude of problems. Nevertheless, it was found that the output of the Bayesian Optimization depends on the number of evaluations used for initialization, and in addition, careful selection of surrogate models, which should be subject to future investigation.

Index Terms—Bayesian Optimization, Electromagnetic Transients, Power System Protection

I. INTRODUCTION

The power system of the future will be characterized by complex interactions that should be studied more and more through computationally expensive software simulations. The increased complexity may be in the form of control interactions and stability [1], increased occurrence of resonance phenomena in undergrounded cable systems [2], increasingly complex protection function analysis or complex phenomena in HVDC grids, e.g., affecting the design of HVDC circuit breakers [3], [4]. To study these problems, often involving non-linearities, extensive models are being developed to run in EMT-type or real-time simulators, leading to highly computationally expensive simulations. It will be impossible to run all these simulations, given the computational cost of these simulations, together with the sheer number of possible power system states.

In the recent past, several fields have started using elements from artificial intelligence and machine learning to replace human efforts. Notable examples are the Robot Scientist [5], use of machine learning in physics [6], or active discovery of organic semiconductors [7]. In all cases, machine learning is used to replace human effort in devising a sequence of simulations considering maximum outcome with minimal cost of a

expensive hardware experiments or computationally expensive software simulations. In essence, all these cases are similar in following components: a non-linear function to be optimized (i.e., solved by the expensive simulator), a surrogate model, and a function that sequentially selects the next simulation by acting on the surrogate model.

Many power system problems can be cast into the setting as described above. The expensive simulator consists in this case of an extensive dynamic or electromagnetic transient (EMT) model together with an EMT-type solver. Non-linear functions to optimize are, e.g., finding the maximum overvoltage that occurs during switching, finding the probability of exceeding a threshold during switching, finding an optimal control setting, finding an optimal equipment size. Several of these settings may even involve probabilistic analysis, which could yield a large number of simulations per function evaluation.

To solve the abovementioned problems, power system engineers face problems with following characteristics: (i) a computationally expensive simulator, (ii) non-linear functions to optimize and (iii) lack of abundance of data. The first characteristic renders a brute force approach infeasible. The second characteristic impedes the use of efficient optimization algorithms, and pushes more towards local optimization methods. These local optimization methods are themselves computationally expensive and do not guarantee finding a global optimum. The third characteristic impedes the use of data-intensive methods, e.g., the ones relying on complex approximations such as use of neural networks. In addition, the first characteristic may impede generation of large amounts of simulation-based data for use in data-intensive methods.

Existing optimization settings involving EMT-type simulations have been developed, but mainly use a deterministic model and optimizer. For example, in [4], a genetic algorithm is used to define the optimum size of HVDC breaker inductors. The optimization routine used in [8] makes use of non-linear optimization methods.

In this paper, we apply Bayesian Optimization for efficient automation of complex power system simulations. This approach shows the potential to reduce the number of required power system simulations by a factor of 10 to even 1000, thereby optimizing the use of computational resources. In Section II, we discuss settings in which Bayesian Optimization can be useful. In Section III, we elaborate upon the elements

needed for Bayesian Optimization. Section IV outlines the method as implemented for the case studies in Section V. Finally, conclusions are drawn in Section VI.

II. AUTOMATION SETTINGS

A. Optimization

In the field of optimization, Bayesian optimization is a global optimization method suitable for problems where an optimal value y^* must be found for a function $y = f(\mathbf{x})$ that is expensive to evaluate or may lack an exact functional form (Fig. 1a). The optimization requires a probabilistic surrogate model $f_\theta(\mathbf{x})$ and an acquisition function $\alpha_\theta(\mathbf{x}; D_n)$ that acts on the previously evaluated points, collected in D_n . The acquisition function steers function evaluations to those with the highest reward (in this sense, revealing most information related to the optimum). As such, in [9], Bayesian Optimization is linked to reinforcement learning in systems where decisions do not affect the outcomes. The outcome of the optimization is $y^* = \max_{\mathbf{x}} f_\theta(\mathbf{x})$.

Bayesian Optimization has found its way to several applications, with examples given in [10]. As an example, it has been used for hyperparameter tuning of machine learning algorithms applied to big datasets, where training the algorithm is expensive [11]. Although Bayesian Optimization is typically associated with applications involving a limited number of dimensions, research has advanced to making Bayesian Optimization available for high-dimensional applications, e.g., discussed in [12].

In power systems, many problems can be cast into an optimization problem with unknown functional form, especially those involving time-domain simulations. Notable examples that have been tackled in the literature are: (i) design of breakers and inductors in HVDC grids [4], (ii) design of controls for stability or (iii) matching of simulator parameters to real-life measurements [8]. These examples typically include a highly expensive function to simulate and the absence of functional forms, whereas the number of dimensions is relatively limited.

B. Classification

In classification settings, active learning is used to find the parameters θ of a generalizable classifier while minimizing the number of labeling actions in a set of unlabeled instances. In the traditional setting, the input to the problem are unlabeled instances that have been collected, while the expensive function $y = f(\mathbf{x})$ represents the human expert or machine that has to label the instances [13]. Here, a probabilistic classifier $f_\theta(\mathbf{x})$ together with an acquisition function $\alpha_\theta(\mathbf{x}; D_n)$ are used, while the aim is to maximize classifier generalizability. Active learning has been used in conjunction with probabilistic classifiers but also with support vector machines [14].

Active learning has been used in several classification settings, with a focus on human input. First, it has been used in speech or image recognition settings [13]. Second, it has been applied in a medical context, for classification of radiology reports into reportable and non-reportable cancer cases. Here, an annotation algorithm is trained together with

a classification algorithm, using active learning to reduce the need for training input provided by humans [15]. A third example is classification of chemical compounds [Lang], where active learning reduced data needs to 10-80 % of what is needed using standard learning techniques.

Applications of active learning in power systems may play a role in the field of power system protection, power quality monitoring or asset management. With an increasing amount of data collected from sensors in the system, automated tools will be required for analysis, e.g., to indicate when human expert input is required. Furthermore, active learning may be used in cases where existing and known system states need to be classified. The active learning procedure will aid in selecting only those cases that require human expertise or expensive simulations. The case studied in this paper uses active learning to classify instances with respect to a threshold that results in equipment failure.

C. Active Search and Discovery

In active search or discovery settings, the aim is to maximize the number of instances found or created that fulfill certain criteria or fitness functions [16]. These methods may encode information on instances using graphs, representing instances as nodes $v_n \in V$, and similarities between instances using edges between nodes. The quality of the instances is described by a fitness function $y = f(v_n)$. A probabilistic model together with an acquisition function $\alpha_\theta(V \setminus S_n)$ directs the search in the graph, or the direction in which new instances should be created. It eliminates the visited edges S_n from the search, to find as many as possible instances that fulfill the fitness function (active search) or create new meaningful instances (active discovery).

The techniques of active search and discovery (in some cases also referred to as active learning) have been applied within several contexts in biology and chemistry. One example is the active discovery of organic semiconducting materials for electronics [7], where molecules are graph nodes and morphing operations on these molecules result in connection (or non-connection) of these nodes. Every iteration, a vast number of new molecules is generated in the direction as dictated by the active discovery algorithm.

In power systems, active search or discovery could be used in several design or planning problems. Power system design candidates could be represented on a search graph, where several fitness functions can be evaluated. Such a description requires the specification of morphing relationships between power system design candidates.

III. AUTOMATION FRAMEWORK ELEMENTS

This section describes the elements of the automation framework, with a focus on settings in the context of Bayesian Optimization and Active Learning.

A. Function $f(\mathbf{x})$

The function $y = f(\mathbf{x})$ is the function for which an optimal value should be found. In a power system setting, the function

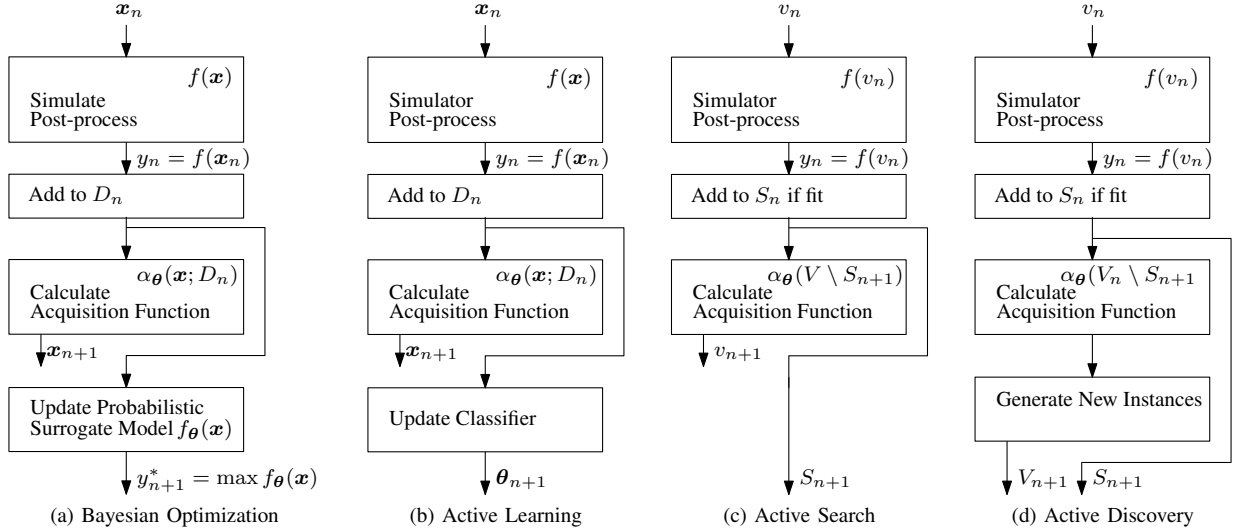


Fig. 1: Workflow for Bayesian Optimization (a), Active Learning (b), Active Search (c) and Active Discovery (d).

can be decomposed into a power system model and a post-processor. The power system model consists of a description of the electrical circuits and its controls, and takes as inputs (i) fixed parameters describing the model and (ii) parameters x which are to be optimized. The power system model should be solved using an appropriate method, e.g., an EMT-type solver. The solver delivers the value of the voltages and currents, and any other monitored parameters. For instance, an EMT-type solver delivers the voltages and currents as a function of time. The postprocessor takes the outputs of the power system model and applies a function that maps those outputs to a desired output variable $f(x)$ or y . As an example, the output time-series can be translated into a single value by applying the max-operator.

B. Probabilistic surrogate model

The probabilistic surrogate model $f_\theta(x)$ is an important part of the method, and has to perform two important roles. First, it must provide an accurate fit of the function $f(x)$, especially in the region(s) close to $f(x^*)$. This ensures that the optimal value of $f(x)$ can be found via $f_\theta(x)$. Second, it must provide a degree of certainty on the value of $f(x)$. This has a dual purpose: *during* the optimization, the degree of uncertainty provides the automation algorithm with a guidance on trading off exploitation versus exploration. *After* the optimization, it provides the user a degree of certainty on the approximation of $f(x)$ by $f_\theta(x)$.

The selection of the probabilistic model is considered to be of primary importance to the functioning of the method [10]. The probabilistic surrogate model should be selected such that it can approximate $f(x)$ well and it has a low computational complexity. For Bayesian Optimization, there exists a wide variety of regression models, parametric and non-parametric. The selection between those could be guided by prior knowledge on the shape of $f(x)$. In case of non-parametric models, Gaussian Processes are a popular choice,

with attractive properties with respect to flexibility in fitting and computational complexity. Nevertheless, in its most basic implementation, Gaussian Processes come with assumptions (all function values follow a jointly Gaussian distribution with the inputs, assumption of stationarity) and require careful selection of a kernel. We refer the reader to the literature for combinations or extensions on Gaussian Processes to alleviate these assumptions or for selecting kernels [17].

C. Optimization Heuristic

The second important choice for the automation framework is the choice of optimization heuristic. The optimization heuristic has the role of choosing the next sample x_{n+1} based on the previously evaluated samples $(x_1, y_1), (x_2, y_2), \dots, (x_n, y_n)$, in effect maximizing a certain utility function. The choice of the previous sample is guided by the probabilistic surrogate model, which indicates the regions where $f_\theta(x)$ indicates high (or low) values of $f(x)$ on the one hand or indicates high uncertainty on $f(x)$. Choosing the right optimization heuristic involves trading off its computational complexity with its accuracy (and hence, efficiency in actually minimizing the samples needed).

Depending on the acquisition function, a different task is fulfilled. In the field of Bayesian optimization, several optimization heuristics or acquisition functions for Bayesian optimization have been listed in [10]. These optimization heuristics balance exploration and exploitation to find the optimal value y^* with a minimum of function executions. For example, if the objective is to find the optimal value of a function, the optimization heuristic or acquisition function chosen can be based on expected improvement (EI), Gaussian-process upper confidence bound or predictive entropy search.

In the field of classification or active learning, [13] provides several acquisition functions that focus on exploration to ensure generalizability of the classifier, and provides an overview

for selecting between these. The choice of acquisition function may be related to the actual performance of the classifier, i.e., the objective function for choosing the instances to be labeled may determine the objective function that steers classification performance.

IV. IMPLEMENTATION

In this section, we provide the necessary details for applying the Bayesian Optimization method used in this paper.

The Bayesian optimization method used in this paper assumes the algorithmic form as outlined in Algorithm 1, taken from [10]. The function $f(\mathbf{x})$ is approximated by a Gaussian Process GP , which can use an exponentially squared kernel or a kernel of the Matérn family, with the hyperparameters contained in θ . The surrogate model is denoted by $f_{\theta}(\mathbf{x})$. For the optimization task, the acquisition function $\alpha(\mathbf{x}; \mathcal{D}_n)$ is the expected improvement, whereas for the active learning task, the acquisition function is based on eq. (31) of [18]. To evaluate the acquisition function, the parameters θ are either obtained using maximum likelihood, maximum a posteriori, or in a Bayesian Monte Carlo averaging method, marginalizing out the hyperparameters using the posterior distribution given the data. The objective function below uses the latter assumption:

$$\alpha(\mathbf{x}; \mathcal{D}_n) = \mathbb{E}_{\theta|\mathcal{D}_n} [\mathbb{E}_{GP} [\max\{0, y^* - f_{\theta}(\mathbf{x})\}]], \quad (1)$$

in which y^* is the current estimate of the optimal value.

Algorithm 1 Bayesian Optimization

```

for  $n = 1, 2, \dots$  do
  select new  $\mathbf{x}_{n+1}$  by optimizing  $\alpha$ 
   $\mathbf{x}_{n+1} = \arg \max_{\mathbf{x}} \alpha(\mathbf{x}; \mathcal{D}_n)$ 
  obtain  $y_{n+1} = f(\mathbf{x})$ 
  augment  $\mathcal{D}_{n+1} = \{\mathcal{D}_n, (\mathbf{x}_{n+1}, y_{n+1})\}$ 
  update statistical model
end for

```

In the maximum likelihood estimation of θ , a maximum likelihood estimate $\hat{\theta}$ is found by using the current data \mathcal{D}_n to solve $\hat{\theta} = \arg \max_{\theta} \log(p(\mathbf{y}|\mathbf{x}, \theta))$. This can be one through plugging in the analytical expression (found in [10]) for the log likelihood in a gradient descent optimizer. The inner expectation, denoted with subscript GP , can be written as $\alpha(\mathbf{x}; \theta)$ and is then calculated analytically for $\hat{\theta}$.

When a prior on the input parameters θ is specified, the maximum a posteriori estimate may also be used. The maximum a posteriori estimate may be found by $\hat{\theta} = \arg \max_{\theta} (p(\theta)p(\mathbf{y}|\mathbf{x}, \theta))$ [19].

In the Bayesian Monte Carlo or averaging approach, outlined in, the two expectation operators in (1) must be evaluated. To do so, a Markov Chain Monte Carlo method is used, which calculates the outer expected value by generating samples $\theta^{(i)}$ that are distributed according to the posterior distribution $p(\theta|\mathcal{D}_n)$:

$$\mathbb{E}_{\theta|\mathcal{D}_n} [\alpha(\mathbf{x}; \theta)] \approx \frac{1}{M} \sum_{i=1}^M \alpha(\mathbf{x}; \theta^{(i)}). \quad (2)$$

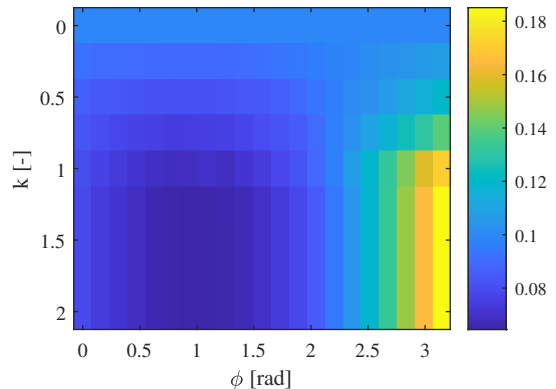


Fig. 2: Risk as function of injection angle and droop factor [20].

V. APPLICATION STUDIES

The automation framework is applied in two contexts: (i) in the design of an optimal fault current injection strategy for maximizing protection performance and (ii) in the assessment of transformer stresses during energization in the vicinity of underground cables. The application studies borrow the parameters from [20] and [21] in which the two case studies are outlined.

A. Optimizing the Converter Injections for Protection Performance

1) *Case Study Description:* This case study is based on the one described in [20], and makes use of the results as obtained in [20] to demonstrate the potential of the automation framework. In this case, the aim is to determine those converter injection parameters (droop setting k and injection angle ϕ) that optimize the performance of a distance protection function. In [20], achieving optimal protection performance has been defined as achieving the minimum total risk $R_{\text{tot}}(k, \phi)$ of misclassification for the distance protection function.

In [20], the total risk has been pre-calculated for 180 value pairs of k and ϕ , with k taking nine values equally distributed between 0 to 2, and ϕ taking 20 values equally distributed between 0 to π (Fig. 2). This required 250 000 function evaluations for each $\{k, \phi\}$ -pair, which resulted in a total of 4.5 million function evaluations. The brute force optimization indicated an injection angle ϕ of 1.09 radials with a value of k between 1.5 and 2, with a minimum value for the objective function of 0.06488. For more details on the case study, we refer the reader to [20].

2) *Bayesian Optimization:* In the practical implementation of this paper, the automation framework acts on the 9 by 20 grid of $\mathbf{x} = \{k, \phi\}$ and queries the value of the grid point \mathbf{x} from the look-up table obtained from the brute force optimization performed in [20]. The optimization is initiated by randomly picking three points, and considers at maximum 20 iteration steps, leading to a maximum of 23 points to be evaluated. In the maximum likelihood estimator, $\hat{\theta}$ is found using 100 gradient descent steps, with a step size of 10^{-4} .

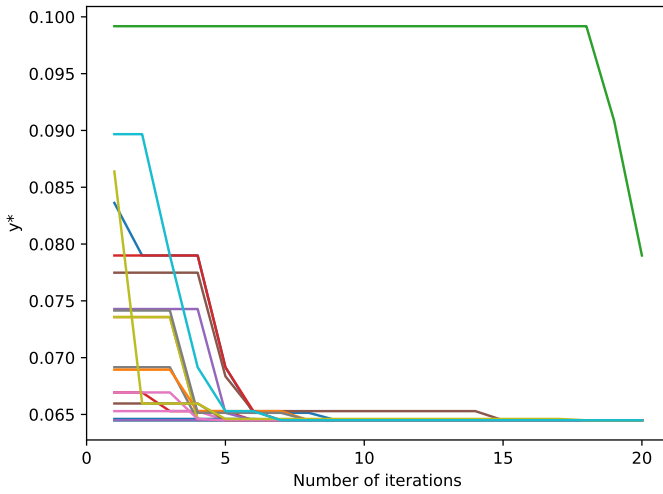


Fig. 3: Optimal value as function of number of iterations for the Maximum Likelihood approach.

In the marginalization approach, the Markov Chain Monte Carlo simulator is based on the Metropolis algorithm and uses 100 samples. For the Markov Chain Monte Carlo algorithm, the prior distributions set on σ and l are $\sigma \sim U(0.1, 6)$ and $l \sim U(0.1, 1)$.

3) *Results:* The Bayesian Monte Carlo approach, even though slower than the maximum likelihood approach, provides better results in reaching the optimal point (Fig. 4), Fig. 3). Indeed, for all 20 attempts, the Bayesian Monte Carlo approach converges to the optimal point within 20 iterations, whereas the maximum likelihood approach is not able to converge in one case. This corroborates the findings in existing literature, e.g., those discussed in [10]. In all cases, the Bayesian Monte Carlo approach could be stopped after approximately 15 iterations, or equivalently, 18 function evaluations.

The automation framework with the Bayesian Monte Carlo approach shows the ability to find the optimum risk and associated k, ϕ -pair within 20 iterations (Fig. 3), or a total of 23 function evaluations. Compared to the brute-force approach, the automation framework thus reduces the number of computations needed by a factor of 7 to 8. In terms of absolute numbers, the automation framework thus requires approximately 5.5 to 6.5 million of function evaluations in comparison to the 45 million of the brute force approach. The overhead of the automation framework is low in comparison the function evaluations, as the computational effort for calculating the expected improvement operator is low.

B. Transformer Energization

This case studies the overvoltages experienced during transformer energization when resonances are matching harmonic frequencies, e.g., when energizing transformers in the vicinity of high-voltage cables. The transformer energization problem is extensively discussed in [2]. In this paper, we consider two problems in this setting; first, finding the maximum

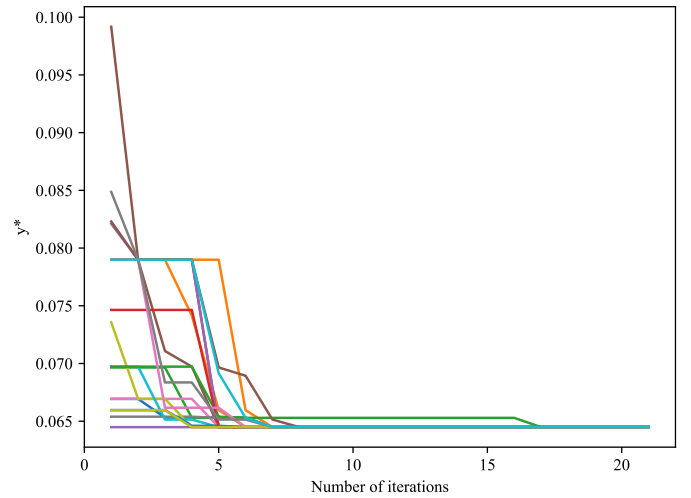


Fig. 4: Optimal value as function of number of iterations for the Bayesian Monte Carlo approach.

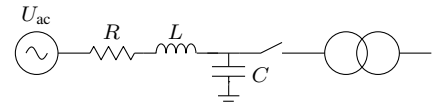


Fig. 5: Electrical circuit for transformer energization analysis.

voltage that may occur during transformer energization and second, classifying the transformer energization overvoltages according to a voltage threshold U_{thr} .

The transformer energization study makes use of the parameters as outlined in the case study setup as outlined in [21]. In this study, a transformer is energized through a resonant RLC -circuit (Fig. 5) with parameters given in Table I. These parameters correspond to a resonance peak in the input impedance of amplitude 750 Ohm at 100 Hz.

1) *Maximum Overvoltage (One Dimensional Input):* In this case, only the switching time of the breakers is taken as stochastic input, taking a uniform distribution between 0 and 10 ms. The residual or remanent flux in the transformer (before switching) is set to 0.

The automation framework converges to a value close to the maximum overvoltage within only a few iteration steps (Fig. 6). In comparison, a random search did not reach the optimal value within 25 iterations. The flexibility of Gaussian Processes offers an advantage for the automation framework. First, they are able to steer the search process to areas close to the local maxima. Second, contrary to fitting methods such as Polynomial Chaos, they do not require samples spanning the whole input space. Third, they are flexible enough to deal with complex shaped functions, such as the maximum overvoltage as a function of switching time (Fig. 7).

The Bayesian Optimization has been compared with alternative approaches, i.e., random search, deterministic nonlinear local optimization (Nelder-Mead, NM) and deterministic nonlinear global optimization (Dual Annealing). The alternative approaches have been implemented using the standard func-

Parameter	R	L	C
Value	1.32 Ω	50 mH	50.6 μF

TABLE I: RLC-circuit parameters

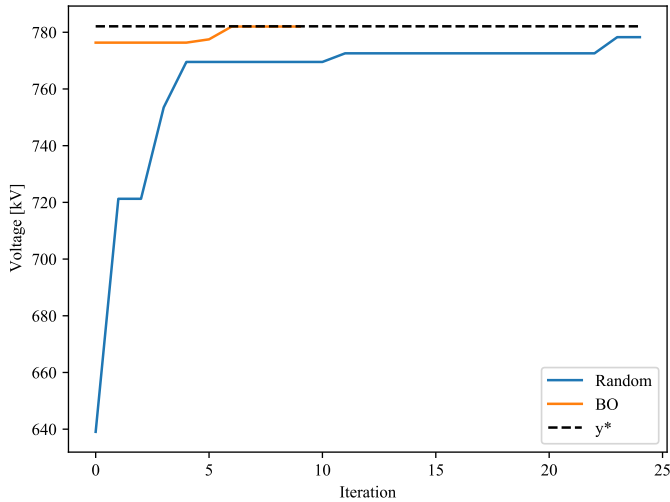


Fig. 6: Optimal value against iterations

tions of the SciPy package. The maximum number of function evaluations, for all optimization methods, has been set to 25.

The Bayesian Optimization framework outperforms alternative approaches in quickly converging to the true optimum, such as random search and deterministic nonlinear optimization approaches (Fig. 6 and Table II). The Bayesian Optimization requires only 10 function evaluations to reach the global optimum within 0.1 %. The random search (using uniform sampling of the switching time within the interval 0 to 10 ms) is not able to find the maximum value, and remains at a value of .489 % from the optimum after 25 function evaluations. As expected, the local optimizer’s output depends on the starting point, and finds either the left, middle or right local optimum. To approach the true optimum, the local optimizer requires 18 function evaluations. When combining the outputs of the local optimizers (in order to calculate the global minimum), the number of function evaluations is 34. The global optimizer reaches the optimum but requires the full budget of 25 function evaluations, while indicating that the algorithm has not yet converged.

2) *Maximum Overvoltage (Three-Dimensional Input)*: In this case, the stochastic inputs are not only the switching time, but also remanent flux amplitude λ_0 and angle ϕ . Both are modeled as uniform probability distribution functions, with parameters within the range $[0, 0.8]$ and $[0, 2\pi]$, respectively. Given the increased complexity, the Trieste toolbox [22] is used. The regression model is the standard one offered within the toolbox, i.e., a Gaussian Process with the Matérn 5/2-kernel. The inputs for the Gaussian Process are scaled to the unit box, and the outputs of the PSCAD model are divided by 800 kV. The final parameters for the Gaussian Process are each time found using the Maximum A Posteriori (MAP) estimate.

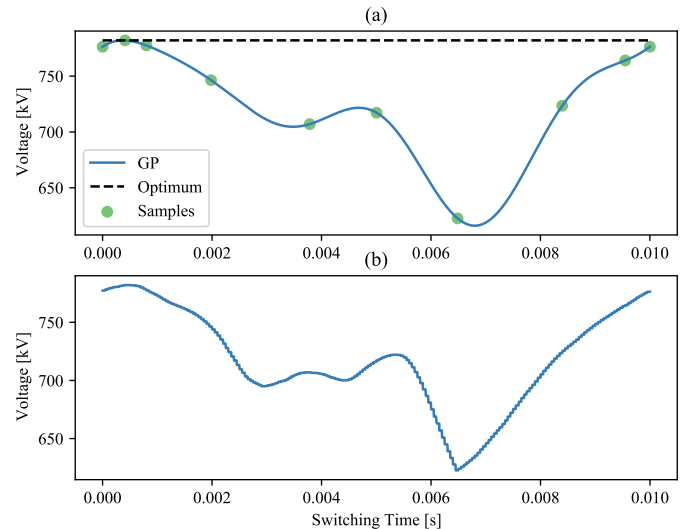


Fig. 7: Learned function $f_{\theta}(\mathbf{x})$ (a) against actual function $f(\mathbf{x})$ (b).

Method	Number of evaluations	Optimality gap
BO	10	.009 %
Random	25	.489 %
Nelson-Mead (start = 2.5 ms)	18	0 %
Nelson-Mead (start = 5 ms)	8	7.66 %
Nelson-Mead (start = 7.5 ms)	8	.73 %
Dual Annealing	25	0 %

TABLE II: Comparison with Alternative Optimization Methods

Although the global optimizer has the ability to find the global optimum, care should be taken when initializing the model. The global optimum is found when initializing with 50 samples and using 20 iterations for actual optimization (Fig. 8). It should be noted that if the model is initialized using less than 50 samples, the optimization routine may output a local optimum. The difficulty in finding the global optimum can be explained by the long tail in the distribution of the output voltages. A Monte Carlo simulation using 7000 samples reveals a probability distribution with a tail starting at around 780-790 kV, which is close to the value achieved by random sampling of 50 samples, but which is also through experience close to the value achieved by an optimization starting from less than 50 samples (results not shown in this paper).

3) *Binary Classification*: In the transformer energization problem, unlike the maximum voltage, it may be of interest to find the probability of exceeding a voltage threshold. To solve this problem, the “Bichon” criterion is used, that is, putting δ to 1 in the acquisition function proposed in eq. (31) of [18]. The parameter α is also set to 1.

For demonstration purposes, the binary classification case is applied to the 1D-problem where only switching time is considered as a random variable. To start the classification, five samples are taken, and complemented with 10 more samples during the classification. The threshold voltage is set to 750

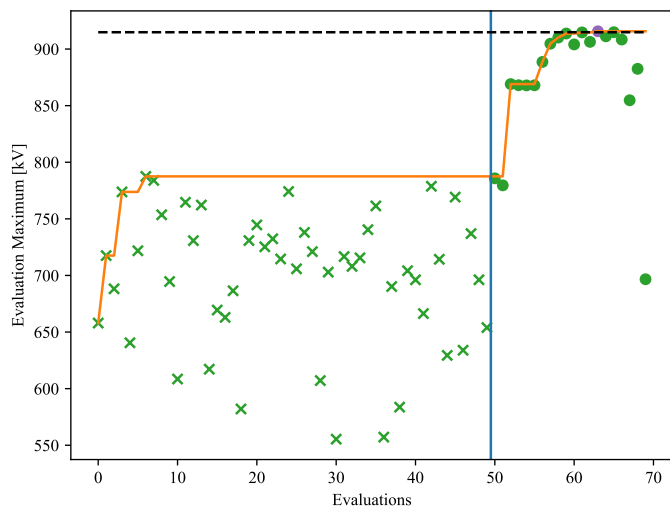


Fig. 8: Maximum value found by BO against number of iterations

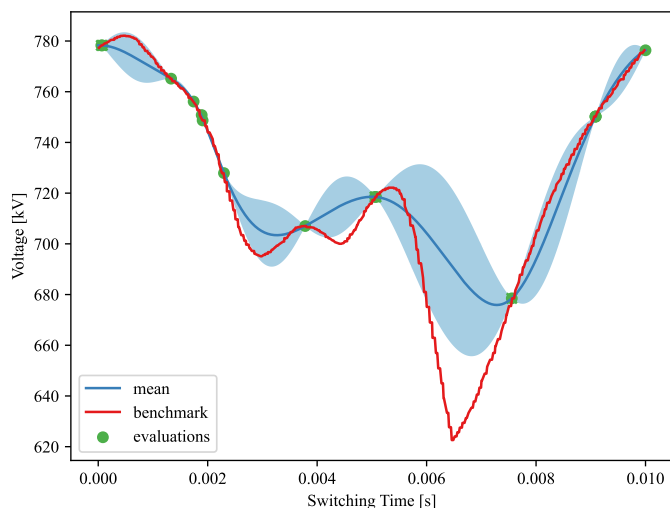


Fig. 9: Surrogate model and benchmark for binary classification task

kV. Also for this case, the Trieste toolbox is used [22].

With a relatively low number of samples, a relatively high accuracy in binary classification can be obtained. The binary classification using the 15 samples indicates a probability of samples above 750 kV of 29.5 %, whereas the benchmark using a Monte Carlo approach with 7000 samples indicates 28.1 %. It can be seen that the optimization routine concentrates the sampling points to those mainly around the threshold (Fig. 9).

VI. CONCLUSION

The automation framework proposed in this paper has the potential to reduce computational effort for problems involving computationally expensive power system simulations, while being suitable for a variety of tasks. The application of the framework to the optimization of protections shows that, with a limited overhead, the number of simulations can be reduced

by a factor 7 to 8. For the transformer energization problem, maximum overvoltages or the probability of an overvoltage exceeding a threshold can be found in an efficient manner, with less than 100 function evaluations.

The automation framework is mainly based on Bayesian Optimization, which requires choice of a surrogate model, acquisition function and number of evaluations. The acquisition functions used in this paper provided the desired outcome within a reasonable time. For now, standard surrogate models in the form of Gaussian Processes with Matérn and exponentially squared kernels were used. It was found that the number of samples to initialize these models, especially with a larger number of input dimensions, was crucial for the correct functioning of the optimization. Further investigations on model selection and initialization are subject to future work.

REFERENCES

- [1] Y. Gu and T. C. Green, "Power System Stability With a High Penetration of Inverter-Based Resources," *Proceedings of the IEEE*, pp. 1–22, 2022.
- [2] CIGRE WG C4.307, "Transformer Energization in Power Systems: A Study Guide," CIGRE, Tech. Rep. 568, Feb. 2014.
- [3] M. Abedrabbo, W. Leterme, and D. V. Hertem, "Systematic Approach to HVDC Circuit Breaker Sizing," *IEEE Transactions on Power Delivery*, vol. 35, no. 1, pp. 288–300, Feb. 2020.
- [4] I. Jahn, G. Chaffey, N. Svensson, and S. Norrga, "A holistic method for optimal design of HVDC grid protection," *Electric Power Systems Research*, vol. 196, p. 107234, Jul. 2021.
- [5] R. D. King, M. Young, A. J. Clare, K. E. Whelan, and J. Rowland, "The Robot Scientist Project," in *Discovery Science*, ser. Lecture Notes in Computer Science, A. Hoffmann, H. Motoda, and T. Scheffer, Eds. Berlin, Heidelberg: Springer, 2005, pp. 16–25.
- [6] A. G. Baydin, L. Shao, W. Bhimji, L. Heinrich, S. Naderiparizi, A. Munk, J. Liu, B. Gram-Hansen, G. Louppe, L. Meadows, P. Torr, V. Lee, K. Cranmer, M. Prabhat, and F. Wood, "Efficient Probabilistic Inference in the Quest for Physics Beyond the Standard Model," in *NeurIPS*, vol. 32, Vancouver, Canada, 2019.
- [7] C. Kunkel, J. T. Margraf, K. Chen, H. Oberhofer, and K. Reuter, "Active discovery of organic semiconductors," *Nature Communications*, vol. 12, no. 1, p. 2422, Dec. 2021.
- [8] M. Fratila, A. El-Akoum, M. Martinez-Duró, P. Poujade, and M. Flores, "Stability studies with parameter uncertainties," in *IPST*, Perpignan, France, Jun. 2019, p. 5.
- [9] Z. Ghahramani, "Probabilistic machine learning and artificial intelligence," *Nature*, vol. 521, no. 7553, pp. 452–459, May 2015.
- [10] B. Shahriari, K. Swersky, Z. Wang, R. P. Adams, and N. de Freitas, "Taking the Human Out of the Loop: A Review of Bayesian Optimization," *Proceedings of the IEEE*, vol. 104, no. 1, pp. 148–175, Jan. 2016.
- [11] J. Snoek, H. Larochelle, and R. P. Adams, "Practical Bayesian Optimization of Machine Learning Algorithms," in *Advances in Neural Information Processing Systems*, vol. 25, Lake Tahoe, CA, 2012.
- [12] Z. Wang, F. Hutter, M. Zoghi, D. Matheson, and N. d. Freitas, "Bayesian Optimization in a Billion Dimensions via Random Embeddings," *Journal of Artificial Intelligence Research*, vol. 55, pp. 361–387, Feb. 2016.
- [13] B. Settles, *Active Learning*. Williston, VT, US: Morgan and Claypool Publishers, Jun. 2012, vol. 6, publisher: Morgan & Claypool Publishers.
- [14] J. Kremer, K. Steenstrup Pedersen, and C. Igel, "Active learning with support vector machines," *Wiley Interdisciplinary Reviews: Data Mining and Knowledge Discovery*, vol. 4, no. 4, pp. 313–326, Jul. 2014.
- [15] D. H. M. Nguyen and J. D. Patrick, "Supervised machine learning and active learning in classification of radiology reports," *Journal of the American Medical Informatics Association*, vol. 21, no. 5, pp. 893–901, Sep. 2014.
- [16] Y. Ma, T.-K. Huang, and J. Schneider, "Active Search and Bandits on Graphs Using Sigma-Optimality," in *Conference on Uncertainty in Artificial Intelligence*, Amsterdam, The Netherlands, Jul. 2015, p. 10.
- [17] D. K. Duvenaud, "Automatic Model Construction with Gaussian Processes," PhD Thesis, University of Cambridge, Cambridge, UK, Jun. 2014.

- [18] J. Bect, D. Ginsbourger, L. Li, V. Picheny, and E. Vazquez, "Sequential design of computer experiments for the estimation of a probability of failure," *Statistics and Computing*, vol. 22, no. 3, pp. 773–793, May 2012.
- [19] Garnett, Roman, *Bayesian Optimization*. Cambridge, UK: Cambridge University Press, 2023. [Online]. Available: <https://pubsonline.informs.org/doi/epdf/10.1287/educ.2018.0188>
- [20] W. Leterme and E. Heylen, "Rethinking Power System Protection Analysis and Setting: Introducing Bayesian Analysis and Decision Theory," *IEEE Trans. Power Del.*, no. Early Access, 2023.
- [21] W. Leterme, E. Heylen, and D. Van Hertem, "On the use of the frequency domain in assessing resonant overvoltages during transformer energization." *Electric Power Systems Research*, vol. 196, p. 107164, Jul. 2021.
- [22] V. Picheny, J. Berkeley, H. B. Moss, H. Stojic, U. Granta, S. W. Ober, A. Artemev, K. Ghani, A. Goodall, A. Paleyes, S. Vakili, S. Pascual-Diaz, S. Markou, J. Qing, N. R. B. S. Loka, and I. Couckuyt, "Trieste: Efficiently Exploring The Depths of Black-box Functions with Tensor-Flow." Feb. 2023, arXiv:2302.08436 [cs, stat].