

End-to-End Software Construction using ChatGPT: An Experience Report

Mauricio Monteiro^{1,3}, Bruno Castelo Branco², Samuel Silvestre², Guilherme Avelino², and
Marco Tulio Valente¹

¹Department of Computer Science, UFMG, Brazil

²Department of Computer Science, UFPI, Brazil

³Department of Industrial Automation and Information Technology, IFMG, Brazil

Abstract

In this paper, we explore the application of Large Language Models (LLMs) in the particular context of end-to-end software construction, i.e., in contexts where software developers have a set of requirements and have to design, implement, test, and validate a new software system. Particularly, we report an experiment where we asked three software developers to use ChatGPT to fully implement a Web-based application using mainstream software architectures and technologies. After that, we compare the apps produced by ChatGPT with a reference implementation that we manually implemented for our research. As a result, we document four categories of prompts that can be used by developers in similar contexts, including initialization prompts, feature requests, bug-fixing, and layout prompts. Additionally, we propose and discuss the advantages and disadvantages of two prompt construction approaches: top-down (where we start with a high-level description of the target software, typically in the form of user stories) and bottom-up (where we request the construction of the system feature by feature).

Keywords: Software Construction; Large Language Models; ChatGPT; Prompt Engineering; Automated Software Engineering; Web Development.

1 Introduction

Large-scale Language Models (LLM) are experiencing significant adoption among software developers, with some studies reporting significant improvements in productivity. For example, a recent study by GitHub, based on telemetry data from nearly one million users, concluded that developers

tend to accept 30% of the code suggestions provided by the Copilot tool.¹ The study extrapolates that this adoption rate is equivalent to adding 15 million developers to the global workforce of software professionals. It also concludes that such productivity gains will have a significant impact as “developers seize new opportunities to utilize AI for solutions design and accelerate digital transformation worldwide”.

Other studies investigated the usage and benefits of language models in specific software engineering tasks, including fixing bugs [13,14,17], writing unit tests [12], writing code comments [2,11], and solving programming problems [5,7]. However, to the best of our knowledge, **there are few papers that investigate the use of language models for the end-to-end construction of software systems**, i.e., in contexts where a developer has a set of requirements and has to design, implement, test, and validate an entirely new system. In such contexts, language models are used as code generators, receiving as input prompts describing the functional and non-functional requirements of a system and producing as output a runnable software application. One exception is a paper by Peng et al. [9] in which the authors use GitHub Copilot to implement a web server starting from a high-level textual description. However, this implementation is relatively small (since it is a simple web server) and it is performed entirely in JavaScript. In other words, it does not follow widely adopted software architectures, such as an architecture organized into frontend and backend components, which is widely used by Web-based systems nowadays. The implementation also does not use of popular frameworks for building Web interfaces or database systems.

Therefore, in this article, we describe an experiment using ChatGPT version 4 to implement a representative Web-based application. We start describing a set of user stories and technologies that should be used in the system, including programming language (TypeScript), frontend frameworks (Vue.js), and database (SQLite). Then, three developers with different profiles and experience independently attempted to implement this application using only ChatGPT. After that, the results obtained by each developer were compared with a reference implementation that we built manually for our study without the assistance of any AI tool.

We also present and discuss the lessons learned from our experience. They include recommendations for prompts that can be used, including initialization prompts, feature requests prompts, bug-fixing prompts, and prompts for layout adjustments. Lastly, we discuss the advantages and disadvantages of two different approaches to prompt definitions, which we refer to as top-down prompt construction (where we start with a high-level description of the application, including its user stories and key technologies) and bottom-up prompt construction (where we build the system feature by feature, starting with the login page, for example).

¹<https://github.blog/2023-06-27-the-economic-impact-of-the-ai-powered-developer-lifecycle-and-lessons-from-github-copilot/>

The remainder of this article is organized as follows. In Section 2, we describe the methodology used in the study. Section 3 presents the results achieved by each participant. In Section 4, we present the lessons learned in the study. Section 5 describes threats to validity, Section 6 presents related work and finally Section 7 concludes.

2 Methodology

2.1 Reference Implementation

To have a reference implementation for assessing the use of ChatGPT version 4, we start by asking an experienced software developer to implement from scratch a simple Q&A forum, which we called appForum. The rationale was to avoid evaluating an application that was possibly used by OpenAI in the training phases of ChatGPT. We use this app as a ground-truth implementation to assess and evaluate the code produced by ChatGPT. Essentially, appForum should implement six user stories:

US1: As a user, I would like to register on the forum.

US2: As a user, I would like to login on the forum.

US3: As a user, I would like to create a question.

US4: As a user, I would like to delete a question.

US5: As a user, I would like to answer a question.

US6: As a user, I would like to delete an answer.

In the backend, we defined the implementation should use Typescript (programming language), Node.js with ExpressJS (server runtime), and SQLite (relational database). In the frontend, Vue.js and ViteJS (web frameworks) and Typescript should be used. These technologies are widely used and well-regarded in the software development community, and they offer several advantages that make them an attractive choice for building modern web applications. In total, the backend implemented by the first author has 572 lines of code, three classes, and 5 files. The relational database has three tables (TB_USER, TB_ANSWER, and TB_QUESTION). The frontend has 825 lines of code, 11 files, six Vue.js components, and four screens.

Figure 1 shows a screenshot of the main page of our reference system:

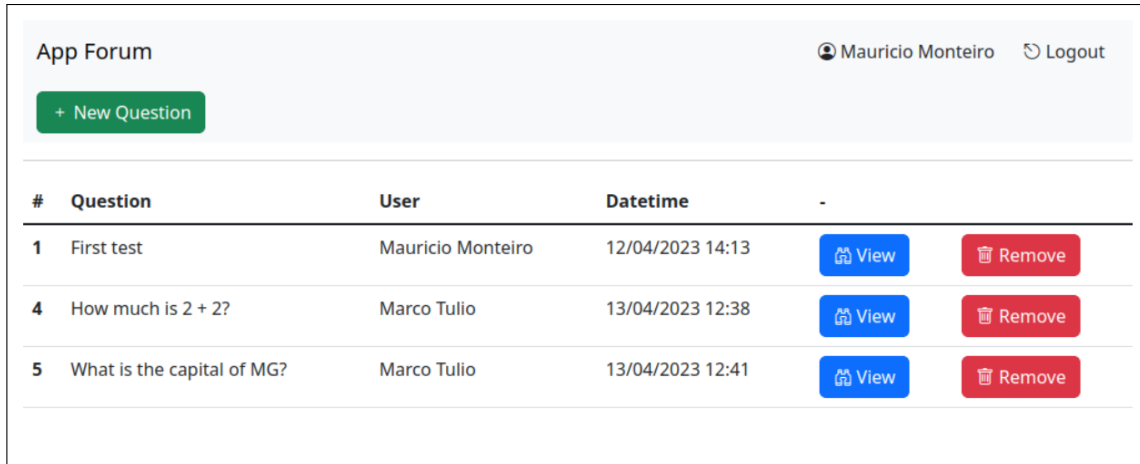


Figure 1: Screenshot of the main screen (reference implementation)

Figure 2 shows a class diagram with the three classes of the system (USER, QUESTION, and ANSWER) and the relationship between them.

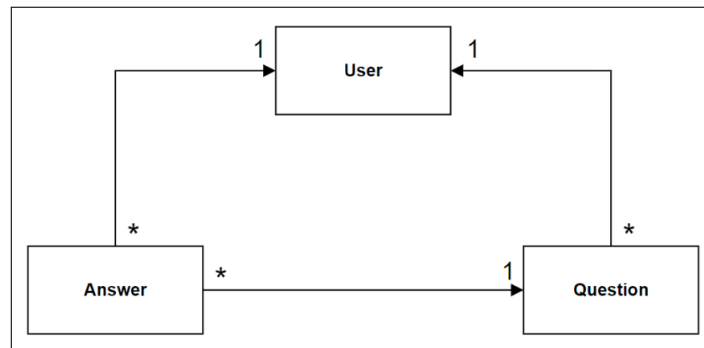


Figure 2: Class diagram (backend, reference implementation)

All participants were instructed to construct the application using only code generated by ChatGPT. In other words, they were now allowed to create manual code for any issues encountered during construction.

2.2 Participants

In the study, we asked three developers to reimplement our reference system using ChatGPT. Next, we provide more information on each one and their roles in the study:

Participant P1: This participant has 23 years of experience in software development. Besides being an experienced developer, he was also responsible for the reference implementation described in the previous subsection. Therefore, P1 represents the “best developer” for evaluating ChatGPT, i.e., we are asking an experienced developer to use ChatGPT to generate code for an application he has implemented before. Thus, P1 is in the best position to guide the AI tool to produce code that is similar to the one he manually created in the reference implementation.²

Participants P2 and P3: P2 is a master student in Computer Science. He also has two years of experience in software development, and P3 is an 4th year undergraduate CS student without previous professional software development experience.

2.3 Inception Meeting

In this meeting, the first author presented the features, user stories, and screenshots of our appForum to both P2 and P3. Then, he asked them to rely on ChatGPT to produce code that results in an application that is as close as possible to our reference implementation and that uses the same technologies. It is important to mention that P2 and P3 had no access to the code of the reference implementation. In other words, P2 and P3 were instructed to rely only on ChatGPT to implement an identical app.

Therefore, although small, we attempted to recruit a diverse set of participants in terms of their software development experience and knowledge of the application to be developed with the support of ChatGPT. It is also worthnoting that the three participants had limited experience with ChatGPT, which is expected since it is a novel technology. Particularly, they have never used ChatGPT to produce a complete software application.

2.4 Assessment Meeting

After using ChatGPT separately to implement our reference system, the three participants had a series of meetings to discuss and assess the results achieved using the AI tool. In these meetings, they presented the prompts used to interact with ChatGPT as well as executed and discussed the code generated by the tool. During these meetings, they also come up with the following classification for the prompts used in the study:

- **Initial Prompts:** prompts that describe key functional and non-functional requirements, as well as prompts for configuring the project and installing the necessary frameworks.

²Therefore, we claim that this fact—P1 having implemented the application twice, first manually and then with the support of ChatGPT—is something we deliberately chose to evaluate in the study.

- Feature Prompts: prompts requesting the implementation of the features of the project, including prompts that request new behaviors that are not correctly implemented by the generated code.
- Bug-fixing Prompts: prompts to fix bugs or incorrect behaviors in the code generated by ChatGPT.
- Layout Prompts: prompts to style front-end elements such as buttons, tables, and text boxes, usually by implementing CSS classes.
- Other Prompts: other prompts that do not fit into the previous categories, such as requesting adjustments of configurations in the developing environment. An example of this would be changing the version of the tool of the developing.

During the study, the participants also used prompts requesting parts of the code that were missing in the initial answers provided by ChatGPT. Since these are very simple prompts, we do not report and count them in our study. Indeed, in the latest versions of ChatGPT, these prompts are no longer necessary, since a “Continue Generating” button was introduced in the tool’s interface to eliminate the need of continuation prompts.

3 Results

In this section, we present and describe the results achieved by each participant.

3.1 Results by Participant #1

Table 1 shows the classification of the 65 prompts created by P1.

Table 1: Prompts created by P1.

Category	Number
INITIAL	2
FEATURES	26
BUG FIXING	28
LAYOUT	7
OTHER	2
Total	65

P1 adopted a top-down approach for creating his prompts. Therefore, he started describing the user stories and technologies to be adopted in the app, using the following initial (and very general) prompt:

I need to build a Web application in TypeScript with the following programming technologies: vue@latest, Express version 4, and SQLite3 database. The backend should follow a stateful architecture (e.g., user ids should be stored in sessions). The frontend should use the Bootstrap library. The app is a simple question and answer forum, which should implement the following user stories:

- * As a user, I would like to register on the forum.*
- * As a user, I would like to login on the forum.*
- * As a user, I would like to create a question.*
- * As a user, I would like to delete a question.*
- * As a user, I would like to answer a question.*
- * As a user, I would like to delete an answer.*

Another initial prompt was used to complement the list of technologies, by specifying the project should use a front-end build tool (VITE.JS).

Despite listing the six user stories in the initial prompt, P1 had to use 26 prompts to clarify and better define how such stories were implemented in the code generated by ChatGPT, such as in the following prompt:

Please, create a new page such that the user can view the answers for a selected question. In the main page, add a "View Answers" button that will then present this new page.

As described in the examples below, in the page with the answers for a given question (ANSWERS.VUE), P1 had to elaborate feature prompts to register new answers (first prompt below), to implement missing user stories (second prompt), and to include missing information, *i.e.*, the name of the user who answered each question (third prompt).

In the Answers Preview Screen, we should be able to register an answer to a question.

I would like the 'client/src/views/Answers.vue' screen to have options to delete answers from a question.

I would like the 'client/src/views/Answers.Vue' screen to show which User answered the question, that is, each question should show the user.

In the experiment, P1 also used 28 prompts to fix bugs in the code produced by ChatGPT, such as the following ones:

*There is an error in the browser console:
Uncaught SyntaxError: ambiguous indirect export: 'setAuthenticated'
Could you fix it?*

Whenever I try to add a new question, the application responds with the message 'Access denied, no token provided.' I suppose the reason is that when performing an HTTP POST for '/api/questions' the token is not passed in the HTTP Header.

Interestingly, in the second prompt above, P1—based on his previous knowledge about Web development—included information on a possible cause of the bug (a missing token in the HTTP header). After this prompt, the bug was successfully corrected by ChatGPT.

P1 also used seven layout prompts. For example, in the code initially produced by ChatGPT the data about questions (ID, title, etc) was presented in the page as items of a list and not as rows of a table, as planned by the participant. Thus, P1 had to use the following prompt to request the correct layout:

I would like the 'client/src/views/Questions.Vue' file responsible for registering questions to list the questions in a table with the question ID, the question title and the commands to view the answers to the question and delete the question.

3.1.1 Screenshots

Next, we show two screenshots of the app implemented by P1 using ChatGPT. First, Figure 3 shows the page to show and create questions and Figure 4 shows the page to enter answers.

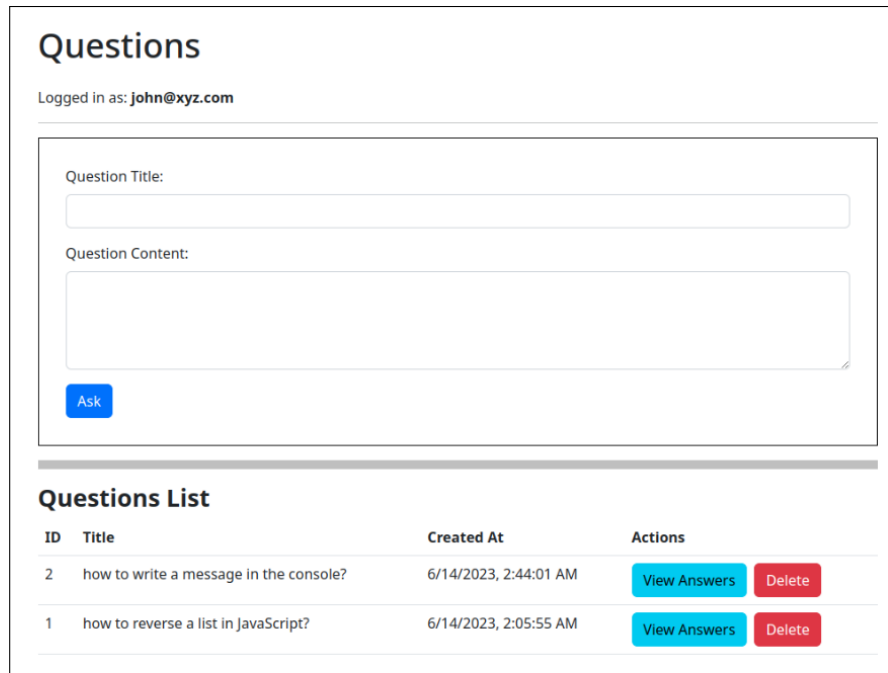


Figure 3: Screenshot of the main screen (Participant P1)

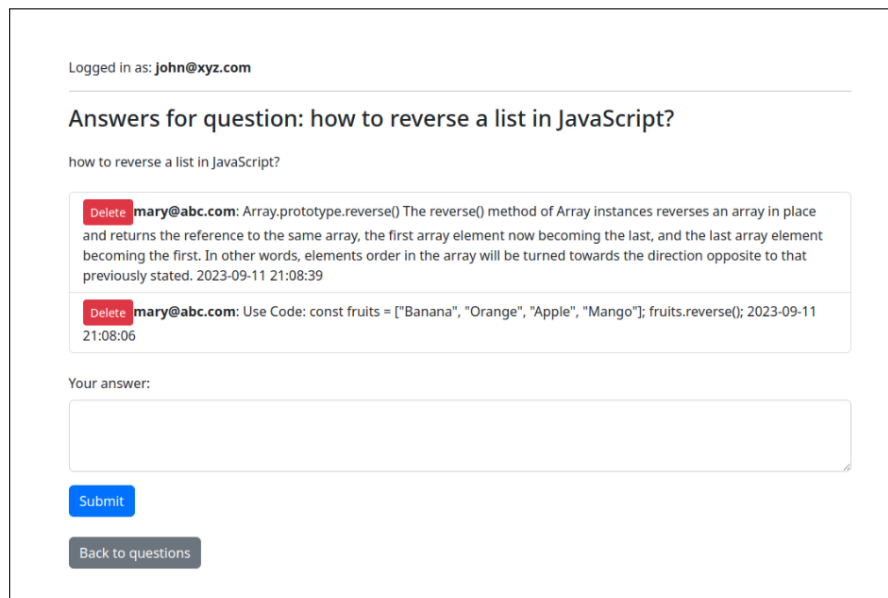


Figure 4: Screenshot of the answers screen (Participant P1)

3.1.2 Summary

Using the 65 prompts defined by P1, ChatGPT was able to implement all the user stories proposed for the system. In other words, the code produced by the tool attended all the requirements initially defined for the app. This assessment was performed by carefully comparing the behavior of the ChatGPT code with the one of the reference implementation.

3.2 Results by Participant #2

Table 2 shows the classification of the 53 prompts created by P2.

Table 2: Prompts created by P2.

Category	Number
INITIAL	1
FEATURES	17
BUG FIXING	24
LAYOUT	9
OTHER	2
Total	53

In this case, only one initial prompt was needed, as follows:

I would like to create an user authentication form web page, with the fields “e-mail” and “password”, with two green buttons: “sign up”, which will redirect the users to a new form page where he can sign up, and “sign in”, which will authenticate existing users and redirect them to a home page, returning an error when the user is not registered. I want to use the following technologies for this: Vue.js, Express.js, TypeScript e Sqlite. Could you help me with that, from installing these technologies to build those pages.

As the reader may notice, P2 started by requesting the implementation of one of the target system’s features (authentication), by providing a high level text describing the main fields and buttons, complemented with a request for basic error handling when the user does not exist, and then explicitly listing the desired technologies for the project. In the end, he asked ChatGPT to help in the whole process, from installing the required technologies to build the specified page.

As a response to this initial prompt, ChatGPT recommended to divide the problem in smaller steps and provided guidelines to each one (e.g., separating code by domain and indicating where newer code from an existing domain should be added). After everything was configured, ChatGPT suggested the code for the sign up/sign in feature.

However, P2 figured out that ChatGPT’s answer was not fully correct and functional, which required him to write another 17 prompts to fix bugs in the generated code. As examples of such bugs, we can mention libraries that were actually not installed or not imported where needed, the back-end code was not correctly integrated with the front-end one, and there were missing parameters on the project’s configuration files. As an illustrative example, we can mention the following prompt:

Even after doing what you’ve said, I’m still getting the same error code: ‘ERR_UNKNOWN_FILE_EXTENSION’, how can I fix it?

For the remaining features, P2 changed his strategy and asked ChatGPT to first generate the front-end code with mocked objects. This first version of the front-end was then carefully tested. After that, it was integrated with the backend code. For this last step, P2 decided to use prompts that include both the front-end and the current backend code. Such prompts requested ChatGPT to extend the backend with logic to handle the new features that were first implemented and tested in the front-end. As an example of this new strategy, we have the following prompt, where P2 requests ChatGPT to generate code in the backend (file APP.TS) to persist an answer available in a form in the front-end (file POSTDETAILS.VUE).

*Now, I want to get the post’s answers available in PostDetails.vue and, when submitting the form with the answer, I want it to be saved in the database. My code from PostDetails.vue looks like that:
[Source code from PostDetails.vue file]
and my app.ts looks like that:
[Source code from app.ts file]
How can I do that?*

Regarding the style prompts, despite P2’s limited knowledge on CSS, he was able to obtain the desired style by describing how the elements should look like, for example by informing the hexadecimal code of particular elements’ colors or the shape of buttons (e.g., a button with a stadium-shaped border). He also experienced naming the colors and asking for darker or clearer tones of existing ones, which ChatGPT understood as well. Next, we present an example of style prompt used by P2:

Now, let’s move to the sign-up page. I want the form fields to be organized in a column, with a height of 20 pixels and a width of 90% of the screen. The first text input must have a hint text that says “User (e-mail)” and the second one a hint text that says (“Password”). Between each text input, there must be a space of 16 pixels. The button to submit the form should have the same shape as the “New User” button, but with a cobalt blue color.

Regarding the two prompts classified as “Others”, they consisted basically of prompts for installing accessory libraries (after the initial prompts), such as Font Awesome for icons (prompt 25), as in this example:

How can I add Font Awesome library?

3.2.1 Screenshots

We show two screenshots of the app implemented by P2 using ChatGPT, including the login page (Figure 5) and the page to visualize questions and to provide answers (Figure 6).

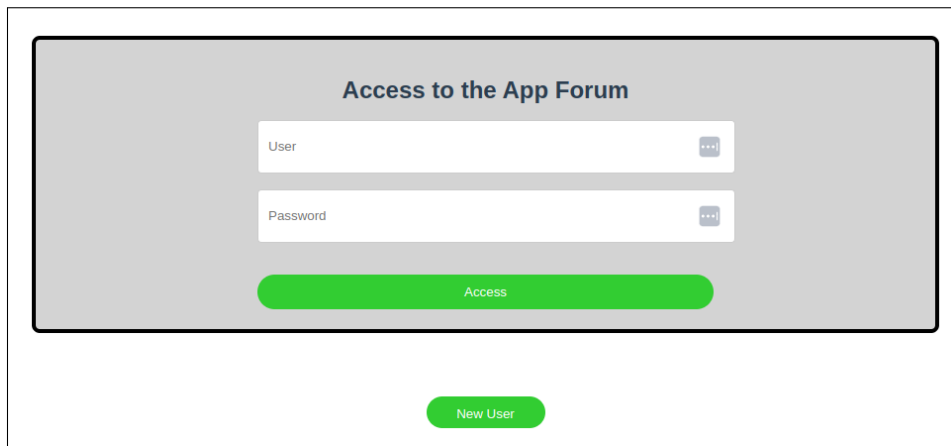


Figure 5: Screenshot of the login screen (Participant P2)

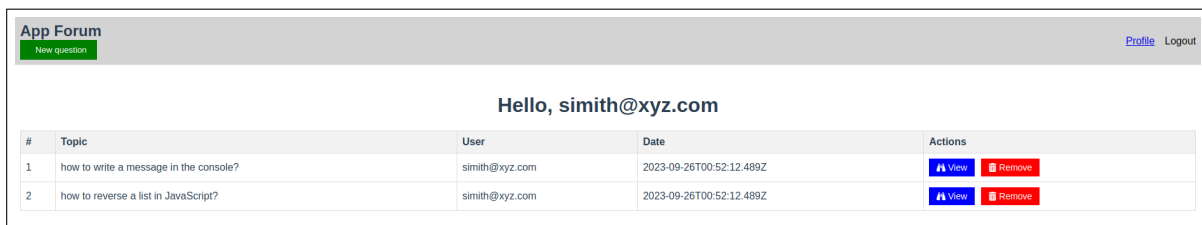


Figure 6: Screenshot of the question list screen (Participant P2)

3.2.2 Summary

Using the 53 prompts proposed by P2, ChatGPT was able to implement all the user stories proposed by the system.

3.3 Results by Participant #3

Table 3 shows the classification of the 46 prompts created by P3.

Table 3: Prompts created by P3.

Category	Number
INITIAL	3
FEATURES	13
BUG FIXING	24
LAYOUT	0
OTHER	6
Total	46

P3 started with the following prompt that describes the technologies and basic features of the application and asks the ChatGPT to build the code:

Please, build a forum app with the following technologies: Vue.js, Express.js, TypeScript, and Sqlite. The app should have a login screen and an option to register a user if he/she haven't already. After logging in, the user should have the option to create a Question and to see the questions that have been created before. By clicking on the "Answer" button, a new screen will appear and the user will be able to provide an answer, save it, and then return to the main screen.

The answer of this first prompt included a good portion project files and also instructions to install the required technologies. However, two more prompts were necessary to obtain details about such instructions, including the following prompt:

In topic 5 ("Set up the frontend"), how to I create views for each route?

After these initial prompts, P3 asked ChatGPT to implement other features by using 13 prompts, such as:

Please implement code to make API calls to the backend server for user registration, fetching questions, and saving new questions.

However, the code generated by ChatGPT missed some important files, such as INDEX.JS (in the backend). Indeed, ChatGPT informed that it was necessary to implement this file, but it does not provided the code, even after an explicit request. Next, we show one of the generic responses

returned by ChatGPT:

```
[...] If the file is missing, create a new 'index.js' file in the root of your backend project folder and add the necessary code to set up your Express.js server. [...]
```

As a result, several bugs persisted in the generated code, which therefore was not running as expected. As an example, P3 faced the following runtime error:

```
Lifecycle scripts included in backend@1.0.0:
  test
    echo "Error: no test specified" && exit 1
```

Particularly, important user stories such as user registration and login were not properly implemented. The frontend for such features was created but it was not able to call the correspondent code in the backend. ChatGPT correctly attributed this problem to an error in the connection between the frontend and backend. However, when P3 attempted to fix the bug, ChatGPT entered in a “loop”, continuously suggesting previous (and also incorrect) versions of the code. After 18 attempts, P3 concluded that it was not possible to advance and he decided to quit with the project not finished.

3.3.1 Screenshots

Next, we show the frontend generated by ChatGPT. Interestingly, we can see that the code is a generic INDEX.HTML file, including a Vue.js logo and links to the framework documentation.

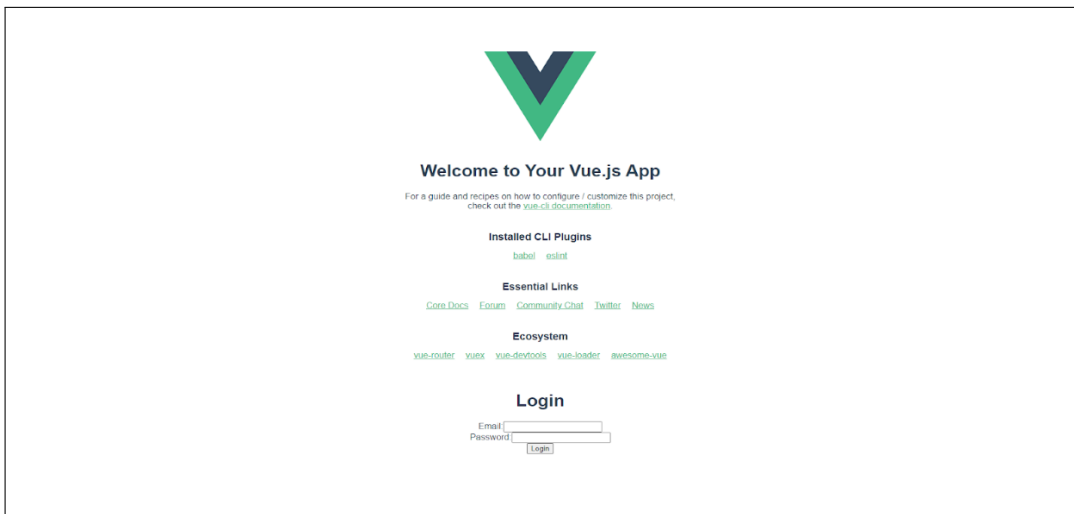


Figure 7: Screenshot of the initial application screen (Participant P3)

3.3.2 Summary

Participant P3 was not able to finish the project. After creating 46 prompts, he decided to quit mainly due to the inability of ChatGPT to fix a bug which involves the communication between frontend and backend.

4 Lessons Learned

In this section, we discuss the key findings and lessons learned after running our experiment.

Relevance of the participant’s proficiency in software development practices, architectures, and technologies. One clear lesson gained from this study is the importance of the developer’s proficiency in the technologies and frameworks used by the target system. For instance, the first two participants—who successfully completed the proposed application—are well-versed in Web development and associated technologies and frameworks. As a result, they were able to leverage their experience to formulate prompts that more easily guided ChatGPT to fix the bugs in the code generated by the tool. As an example, in a given prompt, P1 has explicitly instructed ChatGPT to use a given dependency (ViteJS) to fix an incorrect behavior of the generated code.

The ‘Client-side’ module should be using the ViteJS frontend tool

As a second example, P2 used the following prompt asking ChatGPT instructions on how to install a specific library (FontAwesome). Thus, P2 deduced by himself that this missing dependency was the cause of the bugs found in the generated code.

How can I add Font Awesome lib to my library?

In summary, we argue that particularly the prompts that request bug fixing are best formulated by developers with previous experience in software development. In other words, it is not plausible to assume that a non-developer will be able to write these prompts in order to complete a full implementation of a Web app using ChatGPT.

Approaches for creating feature prompts. Interestingly, two approaches to create the feature prompts were used by the participants that concluded the implementation of the reference application (participants P1 and P2):

- **Top-Down Approach:** This approach, as used by P1, documents all requirements (user

stories) that must be implemented by the application in the initial prompt. Then, ChatGPT is instructed to generate the corresponding code for these requirements.

- **Bottom-Up Approach:** This approach, as used by P2, requests ChatGPT to build the system feature by feature, starting from the initial prompt. For example, in our study, the first prompt proposed by P2 only requests the creation of the login screen. Furthermore, the implementation of each feature is partitioned into two steps, involving the implementation of the frontend (first step) and the implementation of the backend (second step).

As each approach was used only once, we cannot provide conclusive answers on which one is the best for end-to-end application development with ChatGPT. However, the bottom-up approach seems to require fewer prompts (53 vs 65 prompts). Specifically, this approach demands less bug-fixing prompts (24 vs 28 prompts). This is probably because the prompts describe more specific features, which tends to favor ChatGPT’s understanding of the task. A similar strategy, called chain-of-thoughts, in which a complex problem is described as a series of intermediate reasoning steps, has shown effectiveness in solving arithmetic, commonsense, and symbolic reasoning tasks [15]. Solving minor tasks first seems to help the LLMs reason about the solution for the complete problem. On the other hand, a bottom-up approach is more subjected to feature integration problems. As an example, consider the following prompt used by P2 to fix an integration issue involving the login and logout screens.

After logging in, I got to the home page, but when I log out, I got to a blank page with the following warning: [Vue Router warn]: No match found for location with path “/login”. I also want to display the logged user’s e-mail instead of “example@example.com”. How can I fix this?

Code Quality. In general, the participants found that the code generated by ChatGPT is easy to understand and maintain. However, P1 observed that the tool generates code using distinct standards and idioms, as illustrated in Listings 1 and 2. In Listing 1, the implementation uses the `SETUP()` method (lines 3-14) and `REF()` functions (lines 4-6), which results in a more reactive interaction with the data presented on the pages. It is also the recommended approach when using VueJS version 3. In contrast, Listing 2 follows a less reactive implementation style, using `DATA` (lines 6-11) and `METHODS` (lines 12-16) to handle state.

Listing 1: Code generated by ChatGPT using `setup()` and `ref()` functions

```
1 export default defineComponent({
2   name: 'Questions',
3   setup() {
4     const questions = ref([]);
```



```

5   const questionText = ref('');
6   const answers = ref({});
7   ...
8   return {
9     questions,
10    questionText,
11    answers,
12    ...
13  };
14 },
15 });
16 </script>

```

Listing 2: Code generated by ChatGPT using data() and methods

```

1 <script lang="ts">
2 import { defineComponent } from 'vue';
3
4 export default defineComponent({
5   name: 'Register',
6   data() {
7     return {
8       email: '',
9       password: '',
10    };
11  },
12  methods: {
13    async register() {
14      ...
15    },
16  },
17 });
18 </script>

```

User Interface. According to the three participants, one of the main difficulties faced when using ChatGPT relates to the manual effort required to copy and paste the generated code to the corresponding files and folders in the local project. For example, after his first prompt, P1 needed to manually copy and past code to 16 files distributed over nine folders in his local machine.

It is also interesting to note that a chat interface assumes that the user is in control of the interaction: the user ask questions and the system provides answers. However, in software development, the very act of asking questions might be challenging. For instance, when the system has a subtle bug, characterizing and describing it in a prompt can be difficult. In other words, a chat interface tends to be useful when the questions are clear (that is, the users can articulate the problem they want to solve very well). On the other hand, this is not usually the case in software development.

5 Threats to Validity

There are three main threats to the validity of the results reported in the previous section. First, our reference application (a question and answer forum) may not be representative of the universe of systems that are built from scratch by software developers. However, we attempted to choose a well-known application that follows a common architecture (web-based, with front-end and back-end components) and that uses popular technologies, such as TypeScript, Vue.js, and SQLite.

Second, the code of the reference application was generated by ChatGPT with prompts formulated by three developers. Therefore, these participants may not represent the universe of developers who intend to use ChatGPT to support end-to-end software systems construction. However, we selected developers with diverse profile and levels of experience in software development (23 years, 3 years, and a undergraduate student).

Finally, the evaluation of the code generated by ChatGPT was coordinated by the first author of the article, who is the developer with 23 years of experience in software development. On one hand, we acknowledge that this evaluation is subjected to some bias or subjective views. On the other hand, to mitigate this question, it was monitored and validated by the other two study participants as well as by two authors of the paper.

6 Related Work

In this section, we discuss some recent papers related to our study. First, we comment on papers related to our central goal of using LLMs to support software construction. After that, we discuss papers that rely on LLMs to automate software maintenance tasks, including fixing bugs and writing tests.

Software Construction: Researchers from Microsoft Research, GitHub, and MIT conducted a controlled experiment with professional developers who were asked to implement an HTTP server in JavaScript [9]. The researchers report that the treatment group, which had access to GitHub Copilot, was able to complete the proposed task 55.8% faster. However, we claim that our study uses an application that best reflects the practice of software development today. For example, our Q&A forum includes a front-end (implementing in a widely used framework, Vue.js), an API provided by the backend (in the form of a set of HTTP routes), and a persistence layer (which accesses an SQLite database).

Le and Zhang evaluated the use of ChatGPT in a very specific context, i.e., to automatically implement parsers for log files [3]. In a dataset with thousands of log files, the authors report

that ChatGPT achieved 71% accuracy, i.e., log messages that were correctly recovered by the parser generated by the tool (from a generic prompt). White and colleagues describe a set of 13 prompt patterns for solving a wide range of software engineering problems, from system design to implementation and maintenance [16]. However, these prompts are more abstract and generic than the ones we use in our study. For example, at the requirements level, they verify whether certain requirements were correctly specified or they are used to detect ambiguities in requirements specification. On the other hand, our prompts aim to generate usable and runnable software from agile-based requirements (written as user stories). It is worth noting that the authors propose six prompt patterns related to code maintenance, evolution, and refactoring tasks, which are outside the scope of our research. Finally, it is also important to mention that in our work, we not only define the prompts but also use them in a real-world context for end-to-end software construction.

Similarly, Sadik and colleagues from the Honda Research Institute comprehensively describe various applications of LLMs in software engineering, including code generation, documentation, bug detection, and refactoring [10]. However, the authors' goal is to horizontally explore the use of LLMs in software engineering, and as such, they do not apply their prompts in real-world contexts.

Researchers from Meta describe a competitor to GitHub Copilot that they are developing internally at the company [6]. In addition to describing the design and implementation of the system, called CodeCompose, the authors present results regarding the tool's usage and adoption. They conclude by mentioning that "in addition to assisting in code implementation (authoring), CodeCompose is introducing other positive effects, such as encouraging developers to generate more documentation, helping them discover new APIs, etc." Nguyen and Nadi evaluated the use of GitHub Copilot on a dataset of programming problems (LeetCode) [7]. The correction of the responses generated by Copilot was assessed using the dataset's own test suite. Additionally, the authors evaluated some code quality metrics, such as cyclomatic complexity. They conclude that, overall, Copilot's suggestions have low complexity, with no noticeable differences between different programming languages. Mastropaolo and colleagues assessed the robustness of the code generated by GitHub Copilot [4]. Their comparison involved two scenarios: code generation from JavaDoc comments and from a semantically modified version of such comments. In a sample of 892 methods from Java projects, the recommendations generated by ChatGPT differed in nearly half of the tests, demonstrating the tool's sensitivity to the prompts provided as input. Dakhel and colleagues examine GitHub Copilot's efficacy in generating solutions for core computer science problems [5]. They compare Copilot's solutions with those produced by human programmers and find that, while Copilot generates solutions for most dataset problems, they exhibit more bugs compared to human solutions. Interestingly, the authors identify that the Copilot's buggy solutions are easier to fix than the human ones. Pearce and colleagues investigate the security of the code generated by GitHub

Copilot [8]. The authors assess Copilot’s performance across three code generation dimensions, focusing on its abilities in the face of various weaknesses, prompts, and domains. They evaluate 1,692 programs generated by the Copilot and identify that roughly 40% exhibit vulnerabilities.

Software Maintenance and Testing: Sobani and colleagues evaluated the performance of ChatGPT in bug fixing, using a dataset commonly adopted in this field (QuixBugs) [13]. The authors conclude that the system’s performance is considerably better than that of other approaches proposed in the literature. Specifically, ChatGPT was able to repair 31 out of 40 bugs evaluated in the research. Siddiq and colleagues, on the other hand, report less promising results regarding the use of ChatGPT to implement unit tests [12]. In fact, in a first dataset, the statement coverage of the automatically generated tests was good (80%). However, in a second dataset, the results were worse (only 2% coverage). The authors also report that the generated tests have some smells (or anti-patterns), such as Duplicate Asserts and Empty Tests. Asare, Nagappan, and Asokan evaluate whether the code generated by GitHub Copilot has the same security flaws as code written by developers [1]. The conclusion was that in 33% of cases, Copilot essentially replicates the vulnerabilities that exist in a dataset of C and C++ systems.

7 Conclusion

In this article, we used ChatGPT to build a Web application that is very close to a real-world system in terms of architecture and programming technologies. Three software developers with different backgrounds and levels of experience fully relied on ChatGPT to implement the code of the system. Based on their experience, we discuss a set of lessons learned, including the importance of prior software development knowledge for effective use of ChatGPT when building software apps in a greenfield context. We also described and listed the types of prompts that can be used for software construction, including prompts for implementing new features, fixing bugs, and improving the user-interface layout. We also analyze and comment on two possible approaches to software apps construction, which we call top-down (where the main requirements are presented in an initial prompt) and bottom-up (where requirements are passed one by one to ChatGPT). Given the popularity and sustainable interest in the usage of language models in software development problems, we argue that our results and lessons learned can be valuable for developers who are eager to understand the benefits and limitations of tools like ChatGPT.

As future work, we intend to assess the end-to-end construction of other software apps. We also plan to evaluate other LLM-based tools, such as GitHub Copilot and Google’s Bart. We also intend to evaluate the use of ChatGPT plugins, for example, to inform a GitHub repository URL

and “chat with it”, asking about details of its code, or have it suggest improvements over the existing implementation.

Replication Data: The code of the reference implementation, the prompts used by each participant, and the code generated by ChatGPT are available at: <https://github.com/mauricioms/results-generated-with-chatgpt>.

Acknowledgments: Our research is supported by grants from CNPq and FAPEMIG.

References

- [1] Owura Asare, Meiyappan Nagappan, and N. Asokan. Is GitHub’s Copilot as bad as humans at introducing vulnerabilities in code? *Empirical Software Engineering*, 28(6):129, 2023.
- [2] Mingyang Geng, Shangwen Wang, Dezun Dong, Haotian Wang, Ge Li, Zhi Jin, Xiaoguang Mao, and Xiangke Liao. Large language models are few-shot summarizers: Multi-intent comment generation via in-context learning, 2023.
- [3] Van-Hoang Le and Hongyu Zhang. An evaluation of log parsing with ChatGPT. *CoRR*, abs/2306.01590, 2023.
- [4] Antonio Mastropaolo, Luca Pascarella, Emanuela Guglielmi, Matteo Ciniselli, Simone Scalabrino, Rocco Oliveto, and Gabriele Bavota. On the robustness of code generation techniques: An empirical study on GitHub Copilot. In *45th IEEE/ACM International Conference on Software Engineering*, pages 2149–2160, 2023.
- [5] Arghavan Moradi Dakhel, Vahid Majdinasab, Amin Nikanjam, Foutse Khomh, Michel C. Desmarais, and Zhen Ming (Jack) Jiang. Github copilot ai pair programmer: Asset or liability? *Journal of Systems and Software*, 203:111734, 2023.
- [6] Vijayaraghavan Murali, Chandra Shekhar Maddila, Imad Ahmad, Michael Bolin, Daniel Cheng, Negar Ghorbani, Renuka Fernandez, and Nachiappan Nagappan. CodeCompose: A large-scale industrial deployment of AI-assisted code authoring. *CoRR*, abs/2305.12050, 2023.
- [7] Nhan Nguyen and Sarah Nadi. An empirical evaluation of GitHub Copilot’s code suggestions. In *19th International Conference on Mining Software Repositories (MSR)*, pages 1–5, 2022.
- [8] Hammond Pearce, Baleegh Ahmad, Benjamin Tan, Brendan Dolan-Gavitt, and Ramesh Karri. Asleep at the keyboard? assessing the security of github copilot’s code contributions. In *43rd IEEE Symposium on Security and Privacy, SP 2022, San Francisco, CA, USA, May 22-26, 2022*, pages 754–768. IEEE, 2022.
- [9] Sida Peng, Eirini Kalliamvakou, Peter Cihon, and Mert Demirer. The impact of AI on developer productivity: Evidence from GitHub Copilot. *CoRR*, abs/2302.06590, 2023.

- [10] Ahmed R. Sadik, Antonello Ceravola, Frank Joublin, and Jibesh Patra. Analysis of ChatGPT on source code. *CoRR*, abs/2306.00597, 2023.
- [11] Jiho Shin, Clark Tang, Tahmineh Mohati, Maleknaz Nayebi, Song Wang, and Hadi Hemmati. Prompt engineering or fine tuning: An empirical assessment of large language models in automated software engineering tasks, 2023.
- [12] Mohammed Latif Siddiq, Joanna C. S. Santos, Ridwanul Hasan Tanvir, Noshin Ulfat, Fahmid Al Rifat, and Vinicius Carvalho Lopes. Exploring the effectiveness of large language models in generating unit tests. *CoRR*, abs/2305.00418, 2023.
- [13] Dominik Sobania, Martin Briesch, Carol Hanna, and Justyna Petke. An analysis of the automatic bug fixing performance of chatgpt. In *IEEE/ACM International Workshop on Automated Program Repair, APR@ICSE 2023, Melbourne, Australia, May 16, 2023*, pages 23–30. IEEE, 2023.
- [14] Dominik Sobania, Martin Briesch, Carol Hanna, and Justyna Petke. An analysis of the automatic bug fixing performance of chatgpt. In *IEEE/ACM International Workshop on Automated Program Repair*, pages 23–30, 2023.
- [15] Jason Wei, Xuezhi Wang, Dale Schuurmans, Maarten Bosma, Brian Ichter, Fei Xia, Ed H. Chi, Quoc V. Le, and Denny Zhou. Chain-of-thought prompting elicits reasoning in large language models. In *NeurIPS*, 2022.
- [16] Jules White, Sam Hays, Quchen Fu, Jesse Spencer-Smith, and Douglas C. Schmidt. ChatGPT prompt patterns for improving code quality, refactoring, requirements elicitation, and software design, 2023.
- [17] Chunqiu Steven Xia, Yuxiang Wei, and Lingming Zhang. Automated program repair in the era of large pre-trained language models. In *45th IEEE/ACM International Conference on Software Engineering*, pages 1482–1494, 2023.