

BATTERYML: AN OPEN-SOURCE PLATFORM FOR MACHINE LEARNING ON BATTERY DEGRADATION

Han Zhang^{1*}, Xiaofan Gui^{2*}, Shun Zheng², Ziheng Lu², Yuqi Li³, Jiang Bian²

¹Institute for Interdisciplinary Information Sciences, Tsinghua University

²Microsoft Research

³Department of Materials Science and Engineering, Stanford University

han-zhan17@mails.tsinghua.edu.cn,

{xiaofangui, shun.zheng, zihengl, jiang.bian}@microsoft.com,

yuqili@stanford.edu

ABSTRACT

Battery degradation remains a pivotal concern in the energy storage domain, with machine learning emerging as a potent tool to drive forward insights and solutions. However, this intersection of electrochemical science and machine learning poses complex challenges. Machine learning experts often grapple with the intricacies of battery science, while battery researchers face hurdles in adapting intricate models tailored to specific datasets. Beyond this, a cohesive standard for battery degradation modeling, inclusive of data formats and evaluative benchmarks, is conspicuously absent. Recognizing these impediments, we present BatteryML—a one-step, all-encompass, and open-source platform designed to unify data preprocessing, feature extraction, and the implementation of both traditional and state-of-the-art models. This streamlined approach promises to enhance the practicality and efficiency of research applications. BatteryML seeks to fill this void, fostering an environment where experts from diverse specializations can collaboratively contribute, thus elevating the collective understanding and advancement of battery research. The code for our project is publicly available on GitHub at [https://github.com/microsoft/BatteryML].

1 INTRODUCTION

Lithium-ion batteries, characterized by their high energy density and prolonged cycle life, have revolutionized energy storage across sectors like electric vehicles, consumer electronics, and renewable energy solutions. However, the ubiquitous adoption of these batteries comes with inherent challenges surrounding their capacity degradation and performance stability. Continuous cycling tends to diminish their charging and discharging capacities, posing dire implications for real-world applications. For instance, "range anxiety" becomes prevalent among electric vehicle owners, and reliability concerns arise for energy storage systems. Beyond the user experience, rapid degradation introduces broader issues, such as escalating maintenance costs, heightened resource usage, environmental strain, and potential economic inefficiencies. As such, decoding and forecasting battery performance degradation has ascended as a pivotal topic in industrial artificial intelligence.

Peeling back the layers of lithium-ion batteries reveals their intricate, non-linear electrochemical dynamics (Hu et al., 2020). Degradation, as observed as diminishing performance with increased charge-discharge iterations, branches mainly into losses in lithium-ion inventory (attributed to Solid Electrolyte Interphase (SEI) film formation, electrolyte decomposition, etc.) and active material losses (like graphite delamination and binder decomposition) (Pop et al., 2007; Dubarry et al., 2012; Sarasketa-Zabala et al., 2015). Moreover, the internal resistance and excessive electrolyte losses further contribute to the battery's declining health. Such losses in electrolytes, in particular, can precipitate a stark capacity plunge towards a battery's lifecycle end.

* Equal contribution.

Amidst this degradation complexity, reliably predicting a battery’s Remaining Useful Life (RUL) and State of Health (SOH) becomes a herculean endeavor (Lipu et al., 2018). The significance of RUL, especially in battery management, second-hand vehicle evaluation, and more, has spurred extensive research. For instance, integrating techniques like electrochemical impedance spectroscopy with machine learning has been demonstrated to hold promise (Zhang et al., 2020; Severson et al., 2019; Attia et al., 2021). Similarly, SOH estimation has seen advances through capacity-based, Coulomb counting, impedance methods, and model-based techniques, with machine learning bringing innovative dimensions (Wang et al., 2011; Plett, 2004; Barsoukov et al., 2005; Doyle et al., 1993; He et al., 2011).

Yet, a glaring gap persists in the domain. While individual studies have made strides in understanding battery degradation, their focal points often remain narrowly defined by specific use scenarios or charge-discharge strategies. Existing research predominantly uses particular battery types and operation paradigms, making findings less generalizable. The disparities across datasets — in terms of battery forms, chemistries, operational profiles, or environmental conditions — render a universal approach elusive. Consequently, the absence of a consistent standard in battery research underscores the need for a comprehensive and unified methodology.

In the realm of battery research and modeling, diverse challenges often impede the streamlined application and integration of machine learning techniques.

Challenges

- **Heterogeneous Battery Data:** Battery data exhibit considerable heterogeneity. Depending on the cathode materials, distinctions include LiCoO₂(LCO), LiFePO₄(LFP), and LiNiMnCoO₂(NMC). The diversity in data collection devices and preprocessing pipelines results in varied formats. Even for same battery chemistry, the logged charge-discharge signals are not unified in their dimensions. For example, the capacity of the battery may be reported through the areal specific capacity, the total capacity, or even normalized capacity. Manufacturers produce data outputs in unique forms, and subsequent preprocessing can further diversify these formats, such as CALCE (Xing et al., 2013; Liu et al., 2017) in xls, PCOE Ma et al. (2019) and MATR (Severson et al., 2019; Hong et al., 2020) in .mat, HUST Ma et al. (2022) in pkl, and RWTH Li et al. (2021) in csv. Furthermore, specific charge and discharge strategies differ across datasets. As a consequence, many models are developed and trained on a limited set of datasets, hindering the establishment of a universally accepted performance comparison standard.
- **Domain Knowledge for Feature Design:** For machine learning professionals, battery data’s high-dimensional and heterogeneous nature demands specific domain knowledge for crafting effective feature spaces. This intricacy is a major obstacle in leveraging cutting-edge machine learning techniques for battery performance modeling.
- **Model Applicability:** Battery experts, while proficient in understanding degradation mechanisms, often face challenges in building robust machine learning models. Constructing an effective model often necessitates nuanced data processing, feature engineering, and model fine-tuning. Tools and models crafted for specific data structures might not seamlessly adapt to others, restricting their broad application. Knowing the model architecture and the training data is beneficial to understanding applicability of the model the constraints.

Contributions BatteryML addresses the above challenges in a holistic manner. As an inclusive open-source platform, BatteryML simplifies every stage of the process, from data preprocessing and feature extraction to applying both traditional and avant-garde models.

- **Unified Data Representation:** Recognizing the challenges of diverse battery data, BatteryML introduces a standardized data representation method. It provides comprehensive processing tools to collate and harmonize virtually all public battery datasets. With this consistent data format, a uniform evaluation criterion for assessing battery degradation becomes feasible, promoting robust comparisons and insights across diverse battery contexts.
- **Comprehensive Open-source Platform:** BatteryML covers essential battery research tasks like RUL, SOH, and SOC. It offers a holistic suite of tools encompassing data prepro-

cessing, feature and target extraction, model training, prediction, and visualization. This integrative design allows experts from varied fields to contribute, nurturing ongoing innovation in battery research.

- **Inclusion of Modern Models:** BatteryML integrates a broad spectrum of tasks and models, both conventional and state-of-the-art. The platform’s modular design ensures clear demarcation between models and data processing stages, facilitating effortless integration and refinement by machine learning experts. With a standardized data format, researchers can leverage multiple datasets simultaneously, unlocking techniques like transfer learning. This fluidity not only accelerates research but also sets the stage for the integration of more sophisticated models in the coming times.

2 RELATED WORK

Battery Domain Tasks. Lithium-ion battery lifetime modeling has been the subject of numerous studies. A vast number of researchers have proposed both physical and semi-empirical models to capture various mechanisms, including the growth of the solid-electrolyte interphase, lithium plating, active material loss, and impedance increase (Das et al., 2019; Palacín, 2018; Woosung et al., 2020). Predictive state estimation for remaining useful life in battery management systems often hinges upon these mechanistic and semi-empirical models. Specialized diagnostic measurements, such as coulombic efficiency and impedance spectroscopy, further assist in lifetime estimation (Burns et al., 2013; Chen et al., 2001; Tröltzsch et al., 2006; Love et al., 2014). Despite their success, these chemistry or mechanism-specific models often struggle with describing full cells subjected to relevant operating conditions, like fast charging. This is due to the intricate interactions between multiple degradation modes and the thermal and mechanical variances within a cell (Waldmann et al., 2014; 2015; Bach et al., 2016; Jain et al., 2013; Aykol et al., 2016).

While semi-empirical models demand in-depth battery and chemistry domain knowledge, battery degradation is inherently multifaceted, encompassing various intricate degradation mechanisms. Parallely, the rapid evolution of machine learning and neural networks has ushered in a plethora of data-driven methodologies, including neural networks, support vector machines, and deep learning algorithms (Severson et al., 2019; Raccuglia et al., 2016; Segler et al., 2018; Nuhic et al., 2013; Ng et al., 2020; Lu et al., 2023; Chemali et al., 2018; Hu et al., 2015; won You et al., 2016; Zhang et al., 2018; Li et al., 2020; Attia et al., 2021; Ma et al., 2022; Álvarez Antón et al., 2013; Ren et al., 2018; Khumprom & Yodo, 2019; Sahinoglu et al., 2018; Jiménez-Bermejo et al., 2018; Wu et al., 2018; Guo et al., 2015; Saha et al., 2009; Hu et al., 2016; Zhang et al., 2019). These techniques, considering factors like aging, temperature, and real-world driving conditions, are instrumental in refining battery management systems by offering precise results with minimal estimation discrepancies, as highlighted in multiple reviews (Lu et al., 2013; Hannan et al., 2017; Si et al., 2011; Han et al., 2019; Rezvanizani et al., 2014; Berecibar et al., 2016; Li et al., 2019; Liu et al., 2020; Meng & Li, 2019; Lipu et al., 2018; Hossain Lipu et al., 2021; Ayob et al., 2022; Rauf et al., 2022; Ramadesigan et al., 2012; Xiong et al., 2018; Santhanagopalan et al., 2006; Lucu et al., 2018; Wu et al., 2016). Their integration can considerably elevate the performance, safety, and efficiency of EV batteries, spurring the broader transition to electric vehicles. Given the diverse research efforts and varying datasets, a head-to-head comparison of these methodologies is challenging. This accentuates the urgent need for a consolidated platform that standardizes battery degradation research, further propelling the field’s progression.

Battery Early Prediction Framework. The Battery Evaluation and Early Prediction Software Package (BEEP) offers an open-source, Python-centric framework designed for the efficient handling and processing of extensive battery cycling data streams (Herring et al., 2020). Notable features of BEEP encompass file-system-oriented organization of raw cycling data, validation procedures for data authenticity, parsing and molding of data into Python objects for analysis, feature extraction from organized cycling data for machine learning input, and comprehensive demonstrations for anomaly detection and cycle life early-prediction models. Although adept for private datasets, BEEP does not seamlessly integrate with the vast array of public data. Additionally, its predominant reliance on sklearn curtails support for advanced models such as CNN and LSTM, and learning paradigms like transfer learning. This limitation constricts the potential for cultivating models that generalize across diverse battery categories and operational conditions.

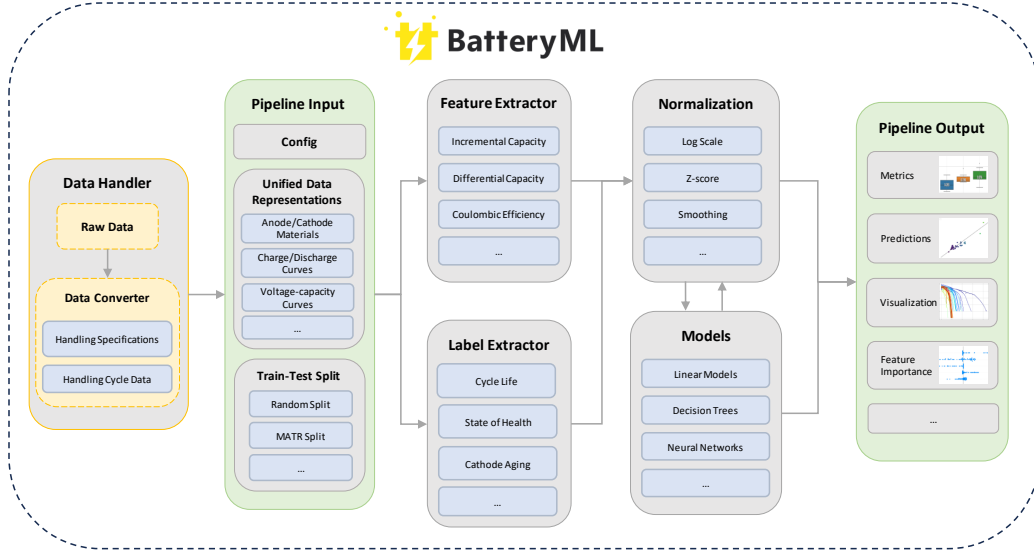


Figure 1: Framework of BatteryML.

3 PIPELINE

Pipeline Overview As depicted in Figure 1, the BatteryML pipeline comprises an organized sequence of functional modules, guiding users through the process of model creation and application. The initial step involves converting all incoming data into a consistent format. Following this, a configuration file is crafted to specify data locations, partitioning strategies, feature and label generation methods, as well as the associated model parameters. An elaborate sample of these settings is presented in Appendix A: Config Setting. Once configured, users can activate the comprehensive pipeline process. Modules integral to this process encompass the Train-test data split, Label extractor, Feature extractor, Data preprocessing, and the Models module. A concise walkthrough of the pipeline’s core functions, such as pipeline initialization, model training, and results extraction, is available in Appendix A: Algorithm 1.

- **Train-test Split Module:** Users can opt for the random split methodology to allocate data into training and test subsets based on a specified proportion. Alternatively, segmentations tailored to specific dataset divisions like MATR Severson et al. (2019) and HUST Ma et al. (2022) are available. The module also offers the flexibility for custom data set partitioning.
- **Label Extractor Module:** This allows for the determination of target predictions, including metrics like RUL (Remaining Useful Life) or SOH (State of Health).
- **Feature Extraction Module:** To replicate one of the most popular approaches by Severson et al. (2019), the variance model method can be directly employed for feature extraction. For those seeking to implement their proprietary feature extraction techniques, the module can be tailored to accommodate such customizations.
- **Preprocess Module:** Here, users can independently process both features and labels, adopting strategies like log transformations or the utilization of z-score normalization.
- **Model Module:** The module encompasses a broad spectrum, bifurcating into linear models, tree-based models, and neural network-based models. To reproduce specific works, it is essential to synchronize module configurations, encompassing feature extraction and model selection parameters. For an overview of the results generated by prevalent tree-based models, users can consult the baseline.ipynb documentation.

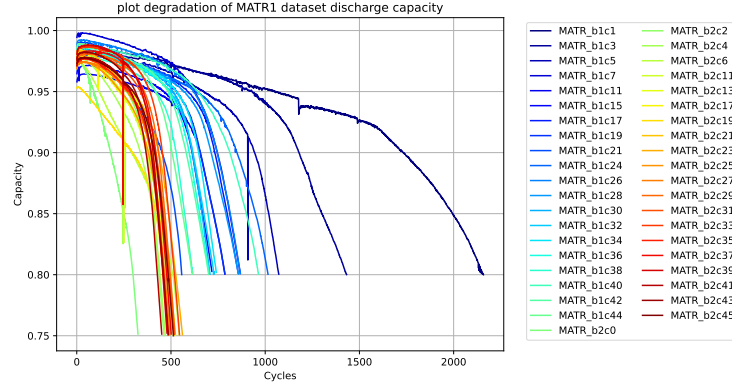


Figure 2: MATR1 degradation curve showcasing the train and test dataset discharge capacity

3.1 DATA

The multifaceted landscape of battery data stems from the diverse data collection apparatuses and preprocessing methodologies employed by manufacturers. This diversity is accentuated by the unique output formats from cyclers, further diversified by subsequent preprocessing steps. Common formats encountered include Excel, CSV, TXT, MATLAB, and Pickle. Recognizing the challenge this poses, we introduced a consolidated data format that encompasses both fundamental information and intricate charge/discharge cycle data. This unified approach comprises:

- **Specifications Data:** This segment captures intrinsic battery attributes including the anode, cathode, and electrolyte materials. It also enumerates parameters such as nominal capacity, depth of charge/discharge, and the upper and lower thresholds for voltage and current.
- **Charge/Discharge Cycle Data:** This section delves into the specifics of each cycle, detailing charge/discharge protocols, capacities, voltage, current, time, temperature, and internal resistance metrics.

A comprehensive outline of this data format can be found in Appendix B: Unified Data Format.

Our commitment to this unified format not only facilitates efficient data management from diverse sources but also bolsters insightful comparisons into battery performance and degradation nuances. It creates a conducive environment for deploying machine learning and sophisticated data analysis strategies, propelling advancements in battery design, operations, and maintenance. For users, this format unlocks the potential to visually articulate battery data nuances. As evident in Figure 2, one can glean insights into capacity degradation trends. Such plots typically compare cycle numbers (x-axis) against capacity or normalized capacity values (y-axis), elucidating the capacity attrition over time due to degradation phenomena.

Additionally, users can delve into various battery parameters such as the trajectory of voltage curves over successive cycles or the evolution of Coulombic efficiency, as highlighted in Figure 3. Such graphical interpretations give users a richer understanding of battery performance, degradation pathways, and overarching trends. These, in turn, illuminate pathways for refinements in battery design, operations, and maintenance.

Convert Format Before utilizing the pipeline, it is necessary to convert the raw data format to a compatible format. Here’s an example using MATR-1 and MATR-2 (Severson et al., 2019). Input the path of the downloaded MATR data into ‘your raw_data_path’, and the preprocess function will convert each .mat file into a unified format, subsequently saving the cells as .pkl files. You can refer to the code in Appendix B : Algorithm 3 to download the data and convert it to a uniform format. For detailed data format conversions, please refer to the code under the /scripts/preprocess_scripts path.

3.2 FEATURE ENGINEERING

BatteryML boasts an array of feature extraction techniques, enabling users to tailor their analyses based on distinct experimental needs. These features bifurcate into two categories: within-cycle and between-cycle.

Within-cycle Features: This category encompasses characteristics observed within individual battery cycles, such as:

- *QdLinear*: This involves linear interpolation of the Capacity-voltage curve during discharge, yielding the Qdlinear curve.
- *Coulombic Efficiency*: An indicator of how efficiently a battery can convert its stored energy.
- *Internal Resistance*: A measure of the opposition to current within the battery.

Between-cycle Features: These features are broader, capturing trends and patterns across multiple cycles. Examples include:

- *Log Variance of $\Delta Q_{100-10}(V)$* : A classical measure proposed by (Severson et al., 2019).
- *Capacity Decay Dynamics*: Linear fitting of the capacity decay curve from the 2nd to 100th cycle.
- *Average Charging Time*: Calculated over the initial five cycles.
- *Temperature Dynamics*: Integrated temperature changes over time, typically between the 2nd and 100th cycles.
- *Minimal Internal Resistance*: The lowest resistance observed across cycles.

Moreover, users can compute tensors for neural network training by subtracting the QdLinear curve of the 10-th cycle from those spanning the 0-th to the 99-th cycles. Customizing the specific number of cycles is also feasible. The merger of within-cycle and between-cycle features provides users with enhanced analytical flexibility.

BatteryML extends beyond these standard features, offering an infrastructure where users can forge their feature combinations. For instance, the discharge model (proposed by (Severson et al., 2019)) focuses exclusively on discharge data, generating features such as minimum, variance, skewness, and kurtosis of $\Delta Q_{100-10}(V)$, as well as differentials in discharge capacities between selected cycles. Additionally, users can craft a voltage-capacity matrix tailored for neural networks. Here, the QV curve of the discharge chain undergoes linear interpolation to yield the QdLinear curve, which spans cycle length multiplied by interpolation dimension. Subsequently, the QdLinear curve of the 10th cycle is deducted from those ranging from the 0th to 99th cycles.

Through these feature extraction methodologies, BatteryML provides users with the freedom to tailor data analyses, ensuring they align perfectly with unique research objectives and prerequisites.

3.3 TASK DEFINITION

Lithium-ion batteries, by their very electrochemical nature, are destined for performance degradation, notably evidenced by reduced charge and discharge capacities over continual cycles. Such uncontrolled degradation presents ramifications for applications down the line: eliciting "range anxiety" in electric vehicle owners or compromising the stability of power delivery in energy storage systems. To address these concerns, Battery Management Systems (BMS) focus on precise estimations of a battery's State of Charge (SOC), State of Health (SOH), and Remaining Useful Life (RUL). Aligning with this essential need, BatteryML's task module caters to these classic battery degradation metrics: SOH, SOC, and RUL.

As batteries endure wear and tear, their performance drops, propelling the BMS to gauge the SOH, grounded in aging mechanisms and established degradation models. Multiple definitions of SOH exist, with determinants ranging from operational duration, surges in internal resistance, to experienced capacity loss. However, a prevalent notion of SOH equates it to the proportion of the current capacity to its pristine, initial capacity. Conversely, SOC is a relative measure, comparing a battery's

present capacity against its maximum, where 100% indicates a fully charged state and 0% its complete depletion. A fresh-off-the-production battery is stamped with an SOH of 100%, which slumps to 80% at its end of life (EOL).

EOL, in battery production parlance, is the stage when the capacity, post a full charge, recedes to 80% of its designated nominal value (Li et al., 2019). The remaining charge-discharge cycle count until a battery grazes its EOL is coined as its RUL. Given the majority of publicly accessible data hails from exhaustive charge-discharge tests, BatteryML leans on the proportion of discharge capacity to its original as the SOH indicator, the comparison of the battery’s current capacity against its peak as the SOC metric, and the pending charge-discharge cycles leading to the discharge-to-nominal capacity ratio meeting the benchmark (commonly 80%) as its RUL criterion. The definition of SOH and SOC is as follows.

$$\text{SOC} = \frac{C_{\text{curr}}}{C_{\text{full}}} \times 100\%, \quad \text{SOH} = \frac{C_{\text{full}}}{C_{\text{nom}}} \times 100\% \quad (1)$$

Here, C_{curr} represents the current battery capacity, C_{full} signifies its maximum when fully charged, and C_{nom} alludes to the nominal capacity of a brand-new battery (Li et al., 2019).

3.4 MODEL SELECTION AND IMPLEMENTATION

BatteryML boasts a variety of models, drawing from well-established methodologies, and is categorized primarily under linear, tree-based, and neural network paradigms. Within the linear space, it offers options such as Linear Regression and Ridge Regression. Tree-based models encompass techniques like Random Forest and LightGBM, while the neural network segment features architectures such as the MLP (Multilayer Perceptron) and CNN (Convolutional Neural Network). To cater to the diversity of experimental contexts, users have the liberty to tweak and customize these models as per their needs. A deeper dive into model intricacies can be found in Appendix C: Model Detail.

BatteryML’s versatility lies in offering a spectrum of models, ensuring users can cherry-pick and tailor the most fitting analytical approach aligned with their research objectives. Anchored on the unified data format, BatteryML paves the way for integrating cutting-edge machine learning paradigms like transfer learning and multi-task learning. Such methodologies allow disparate battery datasets to synergize, sharing and transferring knowledge amongst themselves. Moreover, as we sail through an era where large-scale model architectures are blossoming, BatteryML lays a robust foundation to harness the power of these expansive models for battery research.

4 EVALUATION

In this section, we provide an in-depth evaluation of model performance across various datasets to inform model selection. Through a comprehensive analysis, our intent is to offer a holistic perspective on the efficacy of each model, empowering researchers and practitioners to make informed decisions tailored to their specific goals.

4.1 DATA

We based our evaluation on several publicly accessible battery datasets: CALCE (Xing et al., 2013; Liu et al., 2017), HNEI (Devie et al., 2018), HUST (Ma et al., 2022), MATR (Severson et al., 2019; Hong et al., 2020), RWTH (Li et al., 2021), SNL (Preger et al., 2020), and UL_PUR (Juarez-Robles et al., 2020; 2021). These datasets encompass LFP, LCO, and NMC battery types. Further details are outlined in Table 1. The datasets differ in terms of materials, capacities, voltages, and RUL ranges. For RUL tasks, we also created combined datasets from the public sources to assess training efficacy when various battery data are combined. Notably, CRUH combines CALCE, RWTH, UL_PUR, and HNEI datasets; CRUSH merges CALCE, RWTH, UL_PUR, SNL, and HNEI datasets; and MIX incorporates all datasets used in our study.

Table 1: Specifications of battery datasets.

Dataset	Electrode active materials (Cathode/Anode)	Nominal capacity(Ah)	Voltage range(V)	Data amount (Cells)	RUL range	SOH range	SOC range
CALCE*	LCO/Graphite	1.1	2.7-4.2	13	566 \pm 106	0.77 \pm 0.17	0.48 \pm 0.30
MATR*	LFP/Graphite	1.1	2.0-3.6	180	823 \pm 368	0.93 \pm 0.07	0.36 \pm 0.36
HUST*	LFP/Graphite	1.1	2.0-3.6	77	1899 \pm 389	1.00 \pm 0.10	0.43 \pm 0.28
HNEI*	LCO/Graphite	2.8	3.0-4.3	14	248 \pm 15	0.64 \pm 0.17	0.49 \pm 0.28
RWTH*	NMC/Graphite	1.11	3.5-3.9	48	658 \pm 64	0.60 \pm 0.24	0.46 \pm 4.22
SNL*	LFP/Graphite	1.1	2.0-3.6	61	1256 \pm 1321	0.86 \pm 0.07	0.45 \pm 0.27
UL-PUR*	LCO/Graphite	3.4	2.7-4.2	10	209 \pm 50	0.89 \pm 0.06	0.41 \pm 0.33

CALCE (Xing et al., 2013; Liu et al., 2017), HNEI (Devie et al., 2018), HUST (Ma et al., 2022), MATR (Severson et al., 2019; Hong et al., 2020), RWTH (Li et al., 2021), SNL (Preger et al., 2020), and UL-PUR (Juarez-Robles et al., 2020; 2021)

4.2 BATTERY DEGRADATION TASK

BatteryML currently supports battery degradation tasks, including SOH, SOC, and RUL.

SOH Task: This task employs datasets from CALCE, HNEI, HUST, MATR, RWTH, SNL, and UL-PUR. Labels denote the ratio of the maximum discharge capacity to the nominal capacity per cycle, expressed as a percentage. The specific definition can be found in Formula 3.3. For more experimental details, please refer to the appendix D: SOH experiment result. For instance, a battery with a 2Ah nominal capacity and a current maximum discharge capacity of 1.8Ah has an SOH of $\frac{1.8}{2} \times 100 = 90\%$. Hence, the SOH range for this experiment spans from 0 to 100. Feature extraction encompasses various aspects, such as the ratio of the current cycle’s maximum charge capacity to the nominal capacity and the initial cycle’s voltage. We tested several models, including Random Forest, Linear Regression, Ridge Regression, and Neural Networks like GRU, MLP, and LSTM. Table D showcases the results. Each model was run with 10 different seeds on specific data, so the values in each cell of the table represent the mean and standard deviation (std) of the RMSE results from multiple seeds.

SOC Task: For this task, we employed datasets from CALCE, HNEI, HUST, MATR, RWTH, SNL, and UL-PUR. Labels represent the proportion of the battery’s remaining capacity at a specific point in a cycle to the current full battery capacity, multiplied by 100. The specific definition is in Formula 3.3. For more experimental details, please refer to the appendix E: SOC experiment result. Feature extraction includes the estimated current Qd, V, and time information after interpolation, along with the charge and discharge capacity curves of previous cycles. We utilized models such as Random Forest, Linear Regression, and Neural Networks like GRU, MLP, and LSTM for this task. Table 7 presents the results. Same to SOH tasks, each model was run with 10 different seeds on specific data, thus the values in each cell of the table represent the mean and standard deviation (std) of the RMSE results from multiple seeds.

RUL Task

Table 4.2 showcases the evaluation results for various models as replicated using BatteryML, with the full implementation detailed in the baseline.ipynb file. The RUL experiment is leveraging the data from the initial cycles, specifically the first 100 cycles, to project the number of cycles required for the SOH to descend to the 80% mark. The configuration details pertaining to this can be found in the /config/baselines folder. It is pivotal to note that there might be discrepancies between the replication outcomes presented here and those delineated in the original research papers. In the absence of publicly available code for these original models, our replication efforts were grounded in the descriptions provided in the respective papers. If you have achieved more aligned replication results or possess suggestions for refinements, we actively encourage the submission of a Github Issue. Such collaborative insights are invaluable to us.

With the utility of our pipeline, users can visually assess training outcomes, as exemplified in Figure D. Here, the horizontal axis signifies the ground truth values, whereas the vertical axis depicts

Table 2: Evaluation Result for RUL (Remaining Useful Life) task.

Method	Test RMSE			
	MATR1	MATR2	HUST	SNL
Variance model ¹	136.1 \pm 0.0	211.2 \pm 0.0	398.1 \pm 0.0	360.3 \pm 0.0
Discharge model ¹	329.1 \pm 0.0	148.6 \pm 0.0	321.6 \pm 0.0	266.5 \pm 0.0
Full model ¹	166.8 \pm 0.0	1074.4 \pm 0.0	335.0 \pm 0.0	433.4 \pm 0.0
Ridge ²	115.8 \pm 0.0	183.8 \pm 0.0	> 1000	242.0 \pm 0.0
PCR ²	90.4 \pm 0.0	186.5 \pm 0.0	653.2 \pm 0.0	199.5 \pm 0.0
PLSR ²	103.65 \pm 0.0	180.5 \pm 0.0	9037.1 \pm 0.0	241.6 \pm 0.0
Random Forest ²	168.0 \pm 9.3	232.7 \pm 7.4	368.3 \pm 6.6	532.7 \pm 25.3
Gaussian Process ²	153.9 \pm 0.0	223.8 \pm 0.0	> 1000	250.5 \pm 0.0
LSTM ²	118.8 \pm 10.6	218.9 \pm 32.5	443.0 \pm 28.6	538.5 \pm 39.6
MLP ²	149.0 \pm 3.4	274.5 \pm 27.3	459.2 \pm 8.8	369.7 \pm 81.4
CNN ²	101.6 \pm 93.7	227.5 \pm 104.1	464.8 \pm 75.0	924.2 \pm 267.4
Method	CLO	CRUH	CRUSH	MIX
Variance model ¹	179 \pm 0.00	101.98 \pm 0.00	411.86 \pm 0.00	521 \pm 0.00
Discharge model ¹	143 \pm 0.00	69.71 \pm 0.00	415.65 \pm 0.00	1743 \pm 0.00
Full model ¹	138 \pm 0.00	96.12 \pm 0.00	280.88 \pm 0.00	331 \pm 0.00
Ridge ²	169 \pm 0.00	74.56 \pm 0.00	490.04 \pm 0.00	395 \pm 0.00
PCR ²	197 \pm 0.00	68.64 \pm 0.00	> 1000	384 \pm 0.00
PLSR ²	176 \pm 0.00	67.14 \pm 0.00	369.98 \pm 0.00	371 \pm 0.00
Random Forest ²	192 \pm 2.35	85.67 \pm 1.45	392.62 \pm 5.08	211 \pm 0.00
Gaussian Process ²	203.73 \pm 0.00	557.28 \pm 0.00	559.12 \pm 0.00	257 \pm 0.00
LSTM ²	222 \pm 11.9	96.76 \pm 6.79	336.71 \pm 18.48	266 \pm 11
MLP ²	146 \pm 5.32	85.68 \pm 4.23	447.81 \pm 9.99	455 \pm 37
CNN ²	> 1000	161.66 \pm 116.48	353.58 \pm 37.08	261 \pm 38

¹ is from Severson et al. (2019); Hong et al. (2020)

² is from Attia et al. (2021)

the model’s predictions. This graphical elucidation serves to accentuate the correlation between actual and predicted values, spotlighting instances where prediction precision might deviate.

5 CONCLUSION

At the core of BatteryML is a commitment to fostering collaboration and bridging divides. As a comprehensive open-source platform, it effectively bridges the knowledge chasm between battery researchers and AI experts, streamlining data preprocessing, feature extraction, and model application, both traditional and advanced. This synthesis not only elevates battery life prediction endeavors but also catalyzes a two-way exchange, i.e., empowering battery scientists to harness AI-driven tools for research and equipping AI professionals with insights to tackle intricacies specific to the battery sector.

Furthermore, BatteryML serves as an anchor in standardizing practices within the battery research realm. By pioneering a unified data format and integrating advanced models into the baseline, BatteryML promotes consistency and rigour, thereby catalyzing a harmonious evolution of the industry. It is our aspiration that through BatteryML, the pace of research in battery degradation is accelerated, fostering seamless integration across industry, academia, and research spheres.

In the future, we envision BatteryML will be developed to facilitate the translation of lab data into tangible real-world applications. Such advancements promise to bolster battery research, propelling us closer to a sustainable future. Moreover, there lies an opportunity to render the platform even more user-friendly. By integrating features like one-click battery life prediction and rolling out an intuitive user interface, BatteryML can resonate with, and cater to, an even wider audience.

REFERENCES

Peter M. Attia, Kristen A. Severson, and Jeremy D. Witmer. Statistical learning for accurate and interpretable battery lifetime prediction. *Journal of The Electrochemical Society*, 168(9):090547, 2021.

- Muratahan Aykol, Soo Kim, Vinay I. Hegde, David Snyder, Zhi Lu, Shiqiang Hao, Scott Kirklin, Dane Morgan, and C. Wolverton. High-throughput computational design of cathode coatings for Li-ion batteries. *Nature Communications*, 7(1):13779, December 2016. ISSN 2041-1723. doi: 10.1038/ncomms13779. URL <https://doi.org/10.1038/ncomms13779>.
- Afida Ayob, Shaheer Ansari, Molla Shahadat Hossain Lipu, Aini Hussain, and Mohamad Hanif Md Saad. Soc, soh and rul estimation for supercapacitor management system: Methods, implementation factors, limitations and future research improvements. *Batteries*, 8(10), 2022. ISSN 2313-0105. doi: 10.3390/batteries8100189. URL <https://www.mdpi.com/2313-0105/8/10/189>.
- Tobias C. Bach, Simon F. Schuster, Elena Fleder, Jana Müller, Martin J. Brand, Henning Lorrman, Andreas Jossen, and Gerhard Sextl. Nonlinear aging of cylindrical lithium-ion cells linked to heterogeneous compression. *Journal of Energy Storage*, 5:212–223, 2016. ISSN 2352-152X. doi: <https://doi.org/10.1016/j.est.2016.01.003>. URL <https://www.sciencedirect.com/science/article/pii/S2352152X16300032>.
- Barsoukov, E. Macdonald, and J. R. (Eds.). *Impedance spectroscopy: theory, experiment, and applications*. John Wiley & Sons, 2005.
- M. Bercibar, I. Gandiaga, I. Villarreal, N. Omar, J. Van Mierlo, and P. Van den Bossche. Critical review of state of health estimation methods of li-ion batteries for real applications. *Renewable and Sustainable Energy Reviews*, 56:572–587, 2016. ISSN 1364-0321. doi: <https://doi.org/10.1016/j.rser.2015.11.042>. URL <https://www.sciencedirect.com/science/article/pii/S1364032115013076>.
- J. C. Burns, Adil Kassam, N. N. Sinha, L. E. Downie, Lucie Solnickova, B. M. Way, and J. R. Dahn. Predicting and extending the lifetime of li-ion batteries. *Journal of The Electrochemical Society*, 160(9):A1451, jul 2013. doi: 10.1149/2.060309jes. URL <https://dx.doi.org/10.1149/2.060309jes>.
- Ephrem Chemali, Phillip J. Kollmeyer, Matthias Preindl, and Ali Emadi. State-of-charge estimation of li-ion batteries using deep neural networks: A machine learning approach. *Journal of Power Sources*, 400:242–255, 2018. ISSN 0378-7753. doi: <https://doi.org/10.1016/j.jpowsour.2018.06.104>. URL <https://www.sciencedirect.com/science/article/pii/S0378775318307080>.
- C.H Chen, J Liu, and K Amine. Symmetric cell approach and impedance spectroscopy of high power lithium-ion batteries. *Journal of Power Sources*, 96(2):321–328, 2001. ISSN 0378-7753. doi: [https://doi.org/10.1016/S0378-7753\(00\)00666-2](https://doi.org/10.1016/S0378-7753(00)00666-2). URL <https://www.sciencedirect.com/science/article/pii/S0378775300006662>.
- Supratim Das, Peter M. Attia, William C. Chueh, and Martin Z. Bazant. Electrochemical kinetics of sei growth on carbon black: Part ii. modeling. *Journal of The Electrochemical Society*, 166(4):E107, feb 2019. doi: 10.1149/2.0241904jes. URL <https://dx.doi.org/10.1149/2.0241904jes>.
- Arnaud Devie, George Baure, and Matthieu Dubarry. Intrinsic variability in the degradation of a batch of commercial 18650 lithium-ion cells. *Energies*, 11(5), 2018. ISSN 1996-1073. doi: 10.3390/en11051031. URL <https://www.mdpi.com/1996-1073/11/5/1031>.
- Marc Doyle, Thomas F. Fuller, and John Newman. Modeling of galvanostatic charge and discharge of the lithium/polymer/insertion cell. *Journal of The Electrochemical Society*, 140(6):1526, jun 1993. doi: 10.1149/1.2221597. URL <https://dx.doi.org/10.1149/1.2221597>.
- Matthieu Dubarry, Cyril Truchot, and Bor Yann Liaw. Synthesize battery degradation modes via a diagnostic and prognostic model. *Journal of Power Sources*, 219:204–216, 2012. ISSN 0378-7753. doi: <https://doi.org/10.1016/j.jpowsour.2012.07.016>. URL <https://www.sciencedirect.com/science/article/pii/S0378775312011330>.
- Jian Guo, Zhaojun Li, and Michael Pecht. A bayesian approach for li-ion battery capacity fade modeling and cycles to failure prognostics. *Journal of Power Sources*, 281:173–184, 2015. ISSN 0378-7753. doi: <https://doi.org/10.1016/j.jpowsour.2015.01.164>. URL <https://www.sciencedirect.com/science/article/pii/S0378775315001925>.

- Xuebing Han, Languang Lu, Yuejiu Zheng, Xuning Feng, Zhe Li, Jianqiu Li, and Minggao Ouyang. A review on the key issues of the lithium ion battery degradation among the whole life cycle. *eTransportation*, 1:100005, 2019. ISSN 2590-1168. doi: <https://doi.org/10.1016/j.etrans.2019.100005>. URL <https://www.sciencedirect.com/science/article/pii/S2590116819300050>.
- M.A. Hannan, M.S.H. Lipu, A. Hussain, and A. Mohamed. A review of lithium-ion battery state of charge estimation and management system in electric vehicle applications: Challenges and recommendations. *Renewable and Sustainable Energy Reviews*, 78:834–854, 2017. ISSN 1364-0321. doi: <https://doi.org/10.1016/j.rser.2017.05.001>. URL <https://www.sciencedirect.com/science/article/pii/S1364032117306275>.
- Wei He, Nicholas Williard, Michael Osterman, and Michael Pecht. Prognostics of lithium-ion batteries based on dempster–shafer theory and the bayesian monte carlo method. *Journal of Power Sources*, 196(23):10314–10321, 2011. ISSN 0378-7753. doi: <https://doi.org/10.1016/j.jpowsour.2011.08.040>. URL <https://www.sciencedirect.com/science/article/pii/S0378775311015400>.
- Patrick Herring, Chirranjeevi Balaji Gopal, Muratahan Aykol, Joseph H. Montoya, Abraham Anapolsky, Peter M. Attia, William Gent, Jens S. Hummelshøj, Linda Hung, Ha-Kyung Kwon, Patrick Moore, Daniel Schweigert, Kristen A. Severson, Santosh Suram, Zi Yang, Richard D. Braatz, and Brian D. Storey. Beep: A python library for battery evaluation and early prediction. *SoftwareX*, 11:100506, 2020. ISSN 2352-7110. doi: <https://doi.org/10.1016/j.softx.2020.100506>. URL <https://www.sciencedirect.com/science/article/pii/S2352711020300492>.
- Joonki Hong, Dongheon Lee, Eui-Rim Jeong, and Yung Yi. Towards the swift prediction of the remaining useful life of lithium-ion batteries with end-to-end deep learning. *Applied Energy*, 278:115646, 2020. ISSN 0306-2619. doi: <https://doi.org/10.1016/j.apenergy.2020.115646>. URL <https://www.sciencedirect.com/science/article/pii/S0306261920311429>.
- M.S. Hossain Lipu, M.A. Hannan, Tahia F. Karim, Aini Hussain, Mohamad Hanif Md Saad, Afida Ayob, Md. Szal Miah, and T.M. Indra Mahlia. Intelligent algorithms and control strategies for battery management system in electric vehicles: Progress, challenges and future outlook. *Journal of Cleaner Production*, 292:126044, 2021. ISSN 0959-6526. doi: <https://doi.org/10.1016/j.jclepro.2021.126044>. URL <https://www.sciencedirect.com/science/article/pii/S095965262100264X>.
- Xiaosong Hu, Jiuchun Jiang, Dongpu Cao, and Bo Egardt. Battery health prognosis for electric vehicles using sample entropy and sparse bayesian predictive modeling. *IEEE Transactions on Industrial Electronics*, 63(4):2645–2656, 2015.
- Xiaosong Hu, Jiuchun Jiang, Dongpu Cao, and Bo Egardt. Battery health prognosis for electric vehicles using sample entropy and sparse bayesian predictive modeling. *IEEE Transactions on Industrial Electronics*, 63(4):2645–2656, 2016. doi: 10.1109/TIE.2015.2461523.
- Xiaosong Hu, Le Xu, Xianke Lin, and Michael Pecht. Battery lifetime prognostics. *Joule*, 4(2):310–346, 2020. ISSN 2542-4351. doi: <https://doi.org/10.1016/j.joule.2019.11.018>. URL <https://www.sciencedirect.com/science/article/pii/S2542435119305859>.
- Anubhav Jain, Shyue Ping Ong, Geoffroy Hautier, Wei Chen, William Davidson Richards, Stephen Dacek, Shreyas Cholia, Dan Gunter, David Skinner, Gerbrand Ceder, and Kristin A. Persson. Commentary: The materials project: A materials genome approach to accelerating materials innovation. *APL Materials*, 1(1), 7 2013. ISSN 2166-532X. doi: 10.1063/1.4812323. URL <https://www.osti.gov/biblio/1511347>.
- David Jiménez-Bermejo, Jesús Fraile-Ardanuy, Sandra Castaño-Solis, Julia Merino, and Roberto Álvaro Hermana. Using dynamic neural networks for battery state of charge estimation in electric vehicles. *Procedia Computer Science*, 130:533–540, 2018. ISSN 1877-0509. doi: <https://doi.org/10.1016/j.procs.2018.04.077>. URL <https://www.sciencedirect.com/science/article/pii/S1877050918304393>. The 9th International Conference on

- Ambient Systems, Networks and Technologies (ANT 2018) / The 8th International Conference on Sustainable Energy Information Technology (SEIT-2018) / Affiliated Workshops.
- Daniel Juarez-Robles, Judith A. Jeevarajan, and Partha P. Mukherjee. Degradation-safety analytics in lithium-ion cells: Part i. aging under charge/discharge cycling. *Journal of The Electrochemical Society*, 167(16):160510, nov 2020. doi: 10.1149/1945-7111/abc8c0. URL <https://dx.doi.org/10.1149/1945-7111/abc8c0>.
- Daniel Juarez-Robles, Saad Azam, Judith A. Jeevarajan, and Partha P. Mukherjee. Degradation-safety analytics in lithium-ion cells and modules: Part iii. aging and safety of pouch format cells. *Journal of The Electrochemical Society*, 168(11):110501, nov 2021. doi: 10.1149/1945-7111/ac30af. URL <https://dx.doi.org/10.1149/1945-7111/ac30af>.
- Phattara Khumprom and Nita Yodo. A data-driven predictive prognostic model for lithium-ion batteries based on a deep learning algorithm. *Energies*, 12(4), 2019. ISSN 1996-1073. doi: 10.3390/en12040660. URL <https://www.mdpi.com/1996-1073/12/4/660>.
- Shuangqi Li, Hongwen He, Chang Su, and Pengfei Zhao. Data driven battery modeling and management method with aging phenomenon considered. *Applied Energy*, 275:115340, 2020. ISSN 0306-2619. doi: <https://doi.org/10.1016/j.apenergy.2020.115340>. URL <https://www.sciencedirect.com/science/article/pii/S0306261920308527>.
- Weihan Li, Neil Sengupta, Philipp André Dechent, David Howey, Anuradha Annaswamy, and Dirk Uwe Sauer. One-shot battery degradation trajectory prediction with deep learning. *Journal of power sources*, pp. 230024, 2021. ISSN 0378-7753. doi: 10.1016/j.jpowsour.2021.230024. URL <https://publications.rwth-aachen.de/record/820366>. Available online 10 June 2021.
- Yi Li, Kailong Liu, Aoife M. Foley, Alana Zülke, Maitane Berecibar, Elise Nanini-Maury, Jori Van Mierlo, and Harry E. Hoster. Data-driven health estimation and lifetime prediction of lithium-ion batteries: A review. *Renewable and Sustainable Energy Reviews*, 113:109254, 2019. ISSN 1364-0321. doi: <https://doi.org/10.1016/j.rser.2019.109254>. URL <https://www.sciencedirect.com/science/article/pii/S136403211930454X>.
- M.S. Hossain Lipu, M.A. Hannan, Aini Hussain, M.M. Hoque, Pin J. Ker, M.H.M. Saad, and Afida Ayob. A review of state of health and remaining useful life estimation methods for lithium-ion battery in electric vehicles: Challenges and recommendations. *Journal of Cleaner Production*, 205:115–133, 2018. ISSN 0959-6526. doi: <https://doi.org/10.1016/j.jclepro.2018.09.065>. URL <https://www.sciencedirect.com/science/article/pii/S0959652618327793>.
- Kailong Liu, T.R. Ashwin, Xiaosong Hu, Mattin Lucu, and W. Dhammika Widanage. An evaluation study of different modelling techniques for calendar ageing prediction of lithium-ion batteries. *Renewable and Sustainable Energy Reviews*, 131:110017, 2020. ISSN 1364-0321. doi: <https://doi.org/10.1016/j.rser.2020.110017>. URL <https://www.sciencedirect.com/science/article/pii/S1364032120303087>.
- Zhenbao Liu, Gaoyuan Sun, Shuhui Bu, Junwei Han, Xiaojun Tang, and Michael Pecht. Particle learning framework for estimating the remaining useful life of lithium-ion batteries. *IEEE Transactions on Instrumentation and Measurement*, 66(2):280–293, 2017. doi: 10.1109/TIM.2016.2622838.
- Corey T. Love, Maheboob B.V. Virji, Richard E. Rocheleau, and Karen E. Swider-Lyons. State-of-health monitoring of 18650 4s packs with a single-point impedance diagnostic. *Journal of Power Sources*, 266:512–519, 2014. ISSN 0378-7753. doi: <https://doi.org/10.1016/j.jpowsour.2014.05.033>. URL <https://www.sciencedirect.com/science/article/pii/S0378775314007162>.
- Jiahuan Lu, Rui Xiong, Jinpeng Tian, Chenxu Wang, and Fengchun Sun. Deep learning to estimate lithium-ion battery state of health without additional degradation experiments. *Nature Communications*, 14(1):2760, May 2023. ISSN 2041-1723. doi: 10.1038/s41467-023-38458-w. URL <https://doi.org/10.1038/s41467-023-38458-w>.

- Languang Lu, Xuebing Han, Jianqiu Li, Jianfeng Hua, and Minggao Ouyang. A review on the key issues for lithium-ion battery management in electric vehicles. *Journal of Power Sources*, 226:272–288, 2013. ISSN 0378-7753. doi: <https://doi.org/10.1016/j.jpowsour.2012.10.060>. URL <https://www.sciencedirect.com/science/article/pii/S0378775312016163>.
- M. Lucu, E. Martinez-Laserna, I. Gandiaga, and H. Camblong. A critical review on self-adaptive li-ion battery ageing models. *Journal of Power Sources*, 401:85–101, 2018. ISSN 0378-7753. doi: <https://doi.org/10.1016/j.jpowsour.2018.08.064>. URL <https://www.sciencedirect.com/science/article/pii/S0378775318309297>.
- Guijun Ma, Yong Zhang, Cheng Cheng, Beitong Zhou, Pengchao Hu, and Ye Yuan. Remaining useful life prediction of lithium-ion batteries based on false nearest neighbors and a hybrid neural network. *Applied Energy*, 253:113626, 2019. ISSN 0306-2619. doi: <https://doi.org/10.1016/j.apenergy.2019.113626>. URL <https://www.sciencedirect.com/science/article/pii/S0306261919313005>.
- Guijun Ma, Songpei Xu, Benben Jiang, Cheng Cheng, Xin Yang, Yue Shen, Tao Yang, Yunhui Huang, Han Ding, and Ye Yuan. Real-time personalized health status prediction of lithium-ion batteries using deep transfer learning. *Energy & Environmental Science*, 2022.
- Huixing Meng and Yan-Fu Li. A review on prognostics and health management (phm) methods of lithium-ion batteries. *Renewable and Sustainable Energy Reviews*, 116:109405, 2019. ISSN 1364-0321. doi: <https://doi.org/10.1016/j.rser.2019.109405>. URL <https://www.sciencedirect.com/science/article/pii/S1364032119306136>.
- Man-Fai Ng, Jin Zhao, Qingyu Yan, Gareth J. Conduit, and Zhi Wei Seh. Predicting the state of charge and health of batteries using data-driven machine learning. *Nature Machine Intelligence*, 2(3):161–170, March 2020. ISSN 2522-5839. doi: [10.1038/s42256-020-0156-7](https://doi.org/10.1038/s42256-020-0156-7). URL <https://doi.org/10.1038/s42256-020-0156-7>.
- Adnan Nuhic, Tarik Terzimehic, Thomas Soczka-Guth, Michael Buchholz, and Klaus Dietmayer. Health diagnosis and remaining useful life prognostics of lithium-ion batteries using data-driven methods. *Journal of Power Sources*, 239:680–688, 2013. ISSN 0378-7753. doi: <https://doi.org/10.1016/j.jpowsour.2012.11.146>. URL <https://www.sciencedirect.com/science/article/pii/S0378775312018605>.
- M. Rosa Palacín. Understanding ageing in li-ion batteries: a chemical issue. *Chem. Soc. Rev.*, 47:4924–4933, 2018. doi: [10.1039/C7CS00889A](https://doi.org/10.1039/C7CS00889A). URL <http://dx.doi.org/10.1039/C7CS00889A>.
- Gregory L. Plett. Extended kalman filtering for battery management systems of lipb-based hev battery packs: Part 1. background. *Journal of Power Sources*, 134(2):252–261, 2004. ISSN 0378-7753. doi: <https://doi.org/10.1016/j.jpowsour.2004.02.031>. URL <https://www.sciencedirect.com/science/article/pii/S0378775304003593>.
- V. Pop, H. J. Bergveld, P. P. L. Regtien, J. H. G. Op het Veld, D. Danilov, and P. H. L. Notten. Battery aging and its influence on the electromotive force. *Journal of The Electrochemical Society*, 154(8):A744, may 2007. doi: [10.1149/1.2742296](https://doi.org/10.1149/1.2742296). URL <https://dx.doi.org/10.1149/1.2742296>.
- Yuliya Preger, Heather M. Barkholtz, Armando Fresquez, Daniel L. Campbell, Benjamin W. Juba, Jessica Romàn-Kustas, Summer R. Ferreira, and Babu Chalamala. Degradation of commercial lithium-ion cells as a function of chemistry and cycling conditions. *Journal of The Electrochemical Society*, 167(12):120532, sep 2020. doi: [10.1149/1945-7111/abae37](https://doi.org/10.1149/1945-7111/abae37). URL <https://dx.doi.org/10.1149/1945-7111/abae37>.
- Paul Raccuglia, Katherine C. Elbert, Philip D. F. Adler, Casey Falk, Malia B. Wenny, Aurelio Mollo, Matthias Zeller, Sorelle A. Friedler, Joshua Schrier, and Alexander J. Norquist. Machine-learning-assisted materials discovery using failed experiments. *Nature*, 533(7601):73–76, May 2016. ISSN 1476-4687. doi: [10.1038/nature17439](https://doi.org/10.1038/nature17439). URL <https://doi.org/10.1038/nature17439>.

- Venkatasailanathan Ramadesigan, Paul W. C. Northrop, Sumitava De, Shriram Santhanagopalan, Richard D. Braatz, and Venkat R. Subramanian. Modeling and simulation of lithium-ion batteries from a systems engineering perspective. *Journal of The Electrochemical Society*, 159(3):R31, jan 2012. doi: 10.1149/2.018203jes. URL <https://dx.doi.org/10.1149/2.018203jes>.
- Huzaifa Rauf, Muhammad Khalid, and Naveed Arshad. Machine learning in state of health and remaining useful life estimation: Theoretical and technological development in battery degradation modelling. *Renewable and Sustainable Energy Reviews*, 156:111903, 2022. ISSN 1364-0321. doi: <https://doi.org/10.1016/j.rser.2021.111903>. URL <https://www.sciencedirect.com/science/article/pii/S1364032121011692>.
- Lei Ren, Li Zhao, Sheng Hong, Shiqiang Zhao, Hao Wang, and Lin Zhang. Remaining useful life prediction for lithium-ion battery: A deep learning approach. *IEEE Access*, 6:50587–50598, 2018. doi: 10.1109/ACCESS.2018.2858856.
- Seyed Mohammad Rezvanizani, Zongchang Liu, Yan Chen, and Jay Lee. Review and recent advances in battery health monitoring and prognostics technologies for electric vehicle (ev) safety and mobility. *Journal of Power Sources*, 256:110–124, 2014. ISSN 0378-7753. doi: <https://doi.org/10.1016/j.jpowsour.2014.01.085>. URL <https://www.sciencedirect.com/science/article/pii/S0378775314001098>.
- Bhaskar Saha, Kai Goebel, and Jon Christophersen. Comparison of prognostic algorithms for estimating remaining useful life of batteries. *Transactions of the Institute of Measurement and Control*, 31(3-4):293–308, 2009. doi: 10.1177/0142331208092030. URL <https://doi.org/10.1177/0142331208092030>.
- Gozde O. Sahinoglu, Milutin Pajovic, Zafer Sahinoglu, Yebin Wang, Philip V. Orlik, and Toshihiro Wada. Battery state-of-charge estimation based on regular/recurrent gaussian process regression. *IEEE Transactions on Industrial Electronics*, 65(5):4311–4321, 2018. doi: 10.1109/TIE.2017.2764869.
- Shriram Santhanagopalan, Qingzhi Guo, Premanand Ramadass, and Ralph E. White. Review of models for predicting the cycling performance of lithium ion batteries. *Journal of Power Sources*, 156(2):620–628, 2006. ISSN 0378-7753. doi: <https://doi.org/10.1016/j.jpowsour.2005.05.070>. URL <https://www.sciencedirect.com/science/article/pii/S0378775305007810>.
- E. Sarasketa-Zabala, F. Aguesse, I. Villarreal, L. M. Rodriguez-Martinez, C. M. López, and P. Kubiak. Understanding lithium inventory loss and sudden performance fade in cylindrical cells during cycling with deep-discharge steps. *The Journal of Physical Chemistry C*, 119(2):896–906, 2015. doi: 10.1021/jp510071d. URL <https://doi.org/10.1021/jp510071d>.
- Marwin H. S. Segler, Mike Preuss, and Mark P. Waller. Planning chemical syntheses with deep neural networks and symbolic AI. *Nature*, 555(7698):604–610, March 2018. ISSN 1476-4687. doi: 10.1038/nature25978. URL <https://doi.org/10.1038/nature25978>.
- Kristen A. Severson, Peter M. Attia, Norman Jin, Nicholas Perkins, Benben Jiang, Zi Yang, Michael H. Chen, Muratahan Aykol, Patrick K. Herring, Dimitrios Fraggedakis, Martin Z. Bazant, Stephen J. Harris, William C. Chueh, and Richard D. Braatz. Data-driven prediction of battery cycle life before capacity degradation. *Nature Energy*, 4:383–391, 2019.
- Xiao-Sheng Si, Wenbin Wang, Chang-Hua Hu, and Dong-Hua Zhou. Remaining useful life estimation – a review on the statistical data driven approaches. *European Journal of Operational Research*, 213(1):1–14, 2011. ISSN 0377-2217. doi: <https://doi.org/10.1016/j.ejor.2010.11.018>. URL <https://www.sciencedirect.com/science/article/pii/S0377221710007903>.
- Uwe Tröltzsch, Olfa Kanoun, and Hans-Rolf Tränkler. Characterizing aging effects of lithium ion batteries by impedance spectroscopy. *Electrochimica Acta*, 51(8):1664–1672, 2006. ISSN 0013-4686. doi: <https://doi.org/10.1016/j.electacta.2005.02.148>. URL <https://www.sciencedirect.com/science/article/pii/S0013468605007899>. Electrochemical Impedance Spectroscopy.

- T. Waldmann, S. Gorse, T. Samtleben, G. Schneider, V. Knoblauch, and M. Wohlfahrt-Mehrens. A mechanical aging mechanism in lithium-ion batteries. *Journal of The Electrochemical Society*, 161(10):A1742, jul 2014. doi: 10.1149/2.1001410jes. URL <https://dx.doi.org/10.1149/2.1001410jes>.
- Thomas Waldmann, Gunther Bisle, Björn-Ingo Hogg, Stefan Stumpp, Michael A. Danzer, Michael Kasper, Peter Axmann, and Margret Wohlfahrt-Mehrens. Influence of cell design on temperatures and temperature gradients in lithium-ion cells: An in operando study. *Journal of The Electrochemical Society*, 162(6):A921, mar 2015. doi: 10.1149/2.0561506jes. URL <https://dx.doi.org/10.1149/2.0561506jes>.
- John Wang, Ping Liu, Jocelyn Hicks-Garner, Elena Sherman, Souren Soukiazian, Mark Verbrugge, Harshad Tataria, James Musser, and Peter Finamore. Cycle-life model for graphite-lifepo 4 cells. *Lancet*, 196:3942–3948, 04 2011. doi: 10.1016/j.jpowsour.2010.11.134.
- Gae won You, Sangdo Park, and Dukjin Oh. Real-time state-of-health estimation for electric vehicle batteries: A data-driven approach. *Applied Energy*, 176:92–103, 2016. ISSN 0306-2619. doi: <https://doi.org/10.1016/j.apenergy.2016.05.051>. URL <https://www.sciencedirect.com/science/article/pii/S0306261916306456>.
- Choi Woosung, Shin Heon-Cheol, Kim Ji Man, Choi Jae-Young, and Yoon Won-Sub. Modeling and applications of electrochemical impedance spectroscopy (eis) for lithium-ion batteries. *J. Electrochem. Sci. Technol*, 11(1):1–13, 2020. doi: 10.33961/jecst.2019.00528. URL <http://www.jecst.org/journal/view.php?number=315>.
- Bin Wu, Sangwoo Han, Kang G. Shin, and Wei Lu. Application of artificial neural networks in design of lithium-ion batteries. *Journal of Power Sources*, 395:128–136, 2018. ISSN 0378-7753. doi: <https://doi.org/10.1016/j.jpowsour.2018.05.040>. URL <https://www.sciencedirect.com/science/article/pii/S0378775318305160>.
- Lifeng Wu, Xiaohui Fu, and Yong Guan. Review of the remaining useful life prognostics of vehicle lithium-ion batteries using data-driven methodologies. *Applied Sciences*, 6(6), 2016. ISSN 2076-3417. doi: 10.3390/app6060166. URL <https://www.mdpi.com/2076-3417/6/6/166>.
- Yinjiao Xing, Eden W.M. Ma, Kwok-Leung Tsui, and Michael Pecht. An ensemble model for predicting the remaining useful performance of lithium-ion batteries. *Microelectronics Reliability*, 53(6):811–820, 2013. ISSN 0026-2714. doi: <https://doi.org/10.1016/j.microrel.2012.12.003>. URL <https://www.sciencedirect.com/science/article/pii/S0026271412005227>.
- Rui Xiong, Jiayi Cao, Quanqing Yu, Hongwen He, and Fengchun Sun. Critical review on the battery state of charge estimation methods for electric vehicles. *IEEE Access*, 6:1832–1843, 2018. doi: 10.1109/ACCESS.2017.2780258.
- Yongzhi Zhang, Rui Xiong, Hongwen He, and Michael G. Pecht. Long short-term memory recurrent neural network for remaining useful life prediction of lithium-ion batteries. *IEEE Transactions on Vehicular Technology*, 67(7):5695–5705, 2018. doi: 10.1109/TVT.2018.2805189.
- Yongzhi Zhang, Rui Xiong, Hongwen He, and Michael G. Pecht. Lithium-ion battery remaining useful life prediction with box-cox transformation and monte carlo simulation. *IEEE Transactions on Industrial Electronics*, 66(2):1585–1597, 2019. doi: 10.1109/TIE.2018.2808918.
- Yunwei Zhang, Qiaochu Tang, Yao Zhang, Jiabin Wang, Ulrich Stimming, and Alpha A. Lee. Identifying degradation patterns of lithium ion batteries from impedance spectroscopy using machine learning. *Nature Communications*, 11(1):1706, April 2020. ISSN 2041-1723. doi: 10.1038/s41467-020-15235-7. URL <https://doi.org/10.1038/s41467-020-15235-7>.
- J.C. Álvarez Antón, P.J. García Nieto, F.J. de Cos Juez, F. Sánchez Lasheras, M. González Vega, and M.N. Roqueñí Gutiérrez. Battery state-of-charge estimator using the svm technique. *Applied Mathematical Modelling*, 37(9):6244–6253, 2013. ISSN 0307-904X. doi: <https://doi.org/10.1016/j.apm.2013.01.024>. URL <https://www.sciencedirect.com/science/article/pii/S0307904X13000462>.

A CONFIG SETTING

Algorithm 1: Illustrative Usage for Pipeline Journey. A prototypical structure of API calls for constructing a prediction pathway model.

```
from batteryml.pipeline import Pipeline
from batteryml.visualization.plot_helper import plot_result

# Create a pipeline with a configuration file, specifying the config_path and workspace.
# Developers need to modify the data, feature, model and other related settings in the config
# file in advance.
pipeline = Pipeline(config_path='configs/baselines/sklearn/variance_model/matr_1.yaml',
                    workspace='workspaces')
# train model, and the model will be trained according to the configuration you previously
# filled out in the config file. The model will be saved to workspace.
model, dataset = pipeline.train(device='cuda')

# Also you can use a previously trained model to do evaluation on this data. The result will
# be saved to workspace.
pipeline.evaluate(checkpoint='<your checkpoint path>')

# plot result
prediction = model.predict(dataset, data_type='test').to('cpu')
ground_truth = dataset.test_data.label.to('cpu')
plot_result(ground_truth, prediction)
```

Almost all modules can be configured using the config settings, as demonstrated in Algorithm 2, where the Severson’s Variance model is used to predict RUL (Remaining Useful Life).

- The **train_test_split** module is responsible for dividing the data into training and testing sets. You can specify the splitter you need in the name field. Some datasets have a fixed splitter, but if you don’t need to specify which battery cell should be in the test dataset, you can use the built-in random splitter to divide the training and testing sets randomly according to the set ratio. The corresponding code path is `batteryml/src/train_test_split`, where users can view or modify the code.
- The **feature** module defines the feature extraction process. Since the Variance model mainly uses the feature $\Delta Q_{100-10}(V)$, you first need to declare the use of the pre-defined `VarianceModelFeatureExtractor` in the name field. Then specify the number of Qdlinear interpolation dimensions (`interp.dims`) as 1000, and define the starting cycle index as 2, the ending cycle index as 99, and the cycle index to be subtracted as a standard as 9 in critical cycles. Since the MATR dataset provides QdLinear data, use `precalculated.qdlin` is set to True, which means using the original dataset’s QdLinear data. For other datasets, you can set it to False, and the feature module will automatically generate Qd-linear data based on capacity and voltage if needed. The corresponding code path is `batteryml/src/feature`, where users can view or modify the code.
- The **feature_transformation** module is responsible for post-processing features. After feature extraction, some data normalization transformations can improve the model’s performance due to different data distributions. In this experiment, ZScore is used to transform the features, so the name field should be set to `ZScoreDataTransformation`. The corresponding code path is `batteryml/src/data/transformation`, where users can view or modify the code.
- The **label** module defines the training target. In the given example, the task is to predict RUL, so the name should be set to `RULLabelAnnotator`. The corresponding code path is `batteryml/src/data/label`, where users can view or modify the code.
- The **label_transformation** module is responsible for post-processing labels. If you only need a single transformation, you can directly specify the name, as shown in the `feature_transformation` module. If multiple transformations are needed, you should use `SequentialDataTransformation`. For example, in the current experiment, the label needs to be transformed by taking the log and then applying Zscore transformation, so the `transformations` field should contain a list of transformation names. It is worth mentioning that, since the label undergoes a series of transformations during training, the model’s initial prediction results will also follow the transformed data distribution. Therefore, the system will automatically post-process the initial prediction results to convert them back to the original data distribution. For example, if you apply log and ZScore transformations before training, the prediction results will be inverse ZScore transformed and then exponentiated. The

corresponding code path is `batterymml/src/data/transformation`, where users can view or modify the code.

- In the **model** module, you only need to declare the specified model’s class name, such as `LinearRegressionRULPredictor`, and the corresponding model parameters (if needed). You can find the corresponding model and its class name in the path `batterymml/src/models/rul_predictors/` and enter it here. During execution, the declared model will be used for training and prediction. The corresponding code path is `batterymml/src/models`, where users can view or modify the code.

These modules have built-in classic and commonly used methods. Researchers can also create custom functions based on their needs

Algorithm 2: Config setting

```
train_test_split:
  name: 'MATRPrimaryTestTrainTestSplitter'
  cell_data_path: 'data/processed/MATR'
feature:
  name: 'VarianceModelFeatureExtractor'
  interp_dims: 1000
  critical_cycles:
    - 2
    - 9
    - 99
  use_precalculated_qdlin: True
feature_transformation:
  name: 'ZScoreDataTransformation'
label:
  name: 'RULLabelAnnotator'
label_transformation:
  name: 'SequentialDataTransformation'
  transformations:
    - name: 'LogScaleDataTransformation'
    - name: 'ZScoreDataTransformation'
model:
  name: 'LinearRegressionRULPredictor'
```

B UNIFIED DATA FORMAT

Algorithm 3: Illustrative Usage for Download Battery Data and Convert Data Format.

```
pip install -r requirements.txt
pip install .

batterymml download MATR /path/to/save/raw/data
batterymml preprocess MATR /path/to/save/raw/data /path/to/save/processed/data
```

Our current unified data format is mainly based on publicly available experimental data, and here we use Severson et al. (2019)’s MATR Dataset as an example for demonstration. As shown in Table 3, the unit of data is a battery cell. For each cell, there are specification data such as cathode material, anode material, etc., as well as charge-discharge cycle data and charge-discharge protocols. A single cell corresponds to multiple charge-discharge cycles and protocols, so we store this data using an array format. The specific fields of the charge-discharge data can be referred to in Table 4. A cycle often contains records of multiple time points, so voltage, current, and other data are stored in the form of lists, with all data types being floating-point numbers. Table 5 demonstrates the data entry method for charge-discharge protocols using a discharge protocol as an example. For instance, in the MATR dataset, the discharge is constant current, so the `rate_in.C` is fixed at 4C, the starting capacity is 1, the ending capacity is 0, and the cycle is continuous. You can follow the instructions of Algorithm 3 to convert the public dataset into a uniform data format. Since the current BatteryML data format is mainly based on publicly available experimental data, it may be much more complex for real-world use cases, such as data recorded by electric vehicle BMS. In the future, we will try to accommodate more real-world data scenarios, and we welcome everyone to actively share data examples and contribute to the development of the battery field.

C MODEL DETAIL

BatteryML features a variety of models derived from existing methods, primarily grouped into linear, tree, and neural network categories. You can view more detailed implementation details, as well as

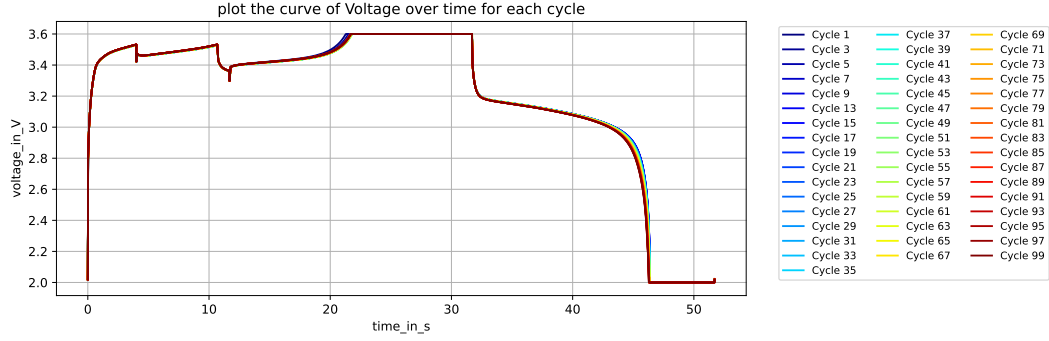


Figure 3: Illustration of cycle attributes such as "voltage_in_V" for a battery cell in MATR1

Table 3: Unified data format – Specifications data

Attribute	Sample
cell_id	MATR_b1c1
form_factor	cylindrical_18650
anode_material	graphite
cathode_material	LFP
electrolyte_material	None
nominal_capacity_in_Ah	1.1
depth_of_charge	1.0
depth_of_discharge	1.0
already_spent_cycles	0
max_voltage_limit_in_V	3.5
min_voltage_limit_in_V	2.0
max_current_limit_in_A	4.0
min_current_limit_in_A	0.0
description	cell data of MATR dataset
cycle_data	list of CycleData
charge_protocol	list of CyclingProtocol
discharge_protocol	list of CyclingProtocol

Table 4: Unified data format - Charge/Discharge cycle data

Attribute	Sample
cycle_number	1
voltage_in_V	[2.0220623, 2.0347204, 2.0466299...]
current_in_A	[0.0, 0.216028, 0.360339...]
charge_capacity_in_Ah	[0.0, 1.0401919e-06, 1.0401919e-06...]
discharge_capacity_in_Ah	[0.0, 6.3991529e-10, 6.3991529e-10...]
time_in_s	[0.0, 0.002659, 0.003086...]
temperature_in_C	[31.376623, 31.376623, 31.376623...]
internal_resistance_in_ohm	0.017038831

Table 5: Unified data format - Charge/Discharge protocol

Attribute	Sample
rate_in_C	4.0
current_in_A	None
voltage_in_V	None
power_in_W	None
start_voltage_in_V	None
start_soc	1.0
end_voltage_in_V	None
end_soc	0.0

add or modify models, in the code path `batterymml/src/models`. The following is a detailed description of the models available in BatteryML:

- Linear Regression: BatteryML utilizes the LinearRegression from the sklearn toolkit, with default parameters applied in experiments. Users can also configure the parameters of Linear Regression as needed.
- Elastic Net: The ElasticNetCV from the sklearn toolkit is implemented in BatteryML for regularization and variable selection.
- Gaussian Process: BatteryML employs the GaussianProcessRegressor from the sklearn toolkit, providing a probabilistic model for non-linear regression tasks.
- PCR: Principal Component Regression (PCR) is a technique that combines Principal Component Analysis (PCA) and Linear Regression for dimensionality reduction and prediction.
- PLSR: Partial Least Squares Regression (PLSR), implemented using the PLSRegression from the sklearn toolkit, is applied for modeling relationships between input and output variables.
- Ridge: BatteryML incorporates Ridge regression, a linear model from the sklearn toolkit that introduces L2 regularization to reduce overfitting.
- SVM: Support Vector Regression (SVR), part of the sklearn toolkit, is used in BatteryML for regression analysis.
- Random Forest: The RandomForestRegressor, a tree-based ensemble learning method from the sklearn toolkit, is employed for regression tasks in BatteryML.
- Dummy: BatteryML uses the DummyRegressor from the sklearn toolkit, a simple baseline model for comparison purposes.
- MLP: A 3-layer Multi-Layer Perceptron (MLP) model is implemented, allowing users to adjust input and output settings for this feedforward artificial neural network.
- LSTM: BatteryML features a Long Short-Term Memory (LSTM) network layer followed by a linear modeling layer, suitable for time series or sequence data.
- CNN: A two-layer Convolutional Neural Network (CNN) is incorporated in BatteryML, offering user-defined activation functions and dropout ratios for image or grid-structured data analysis.

D SOH EXPERIMENT RESULT

This task employs datasets from CALCE, HNEI, HUST, MATR, RWTH, SNL, and UL_PUR. Labels denote the ratio of the maximum discharge capacity to the nominal capacity per cycle, expressed as a percentage.

E SOC EXPERIMENT RESULT

For this task, we employed datasets from CALCE, HNEI, HUST, MATR, RWTH, SNL, and UL_PUR. Labels represent the proportion of the battery’s remaining capacity at a specific point in a cycle to the current full battery capacity, multiplied by 100.

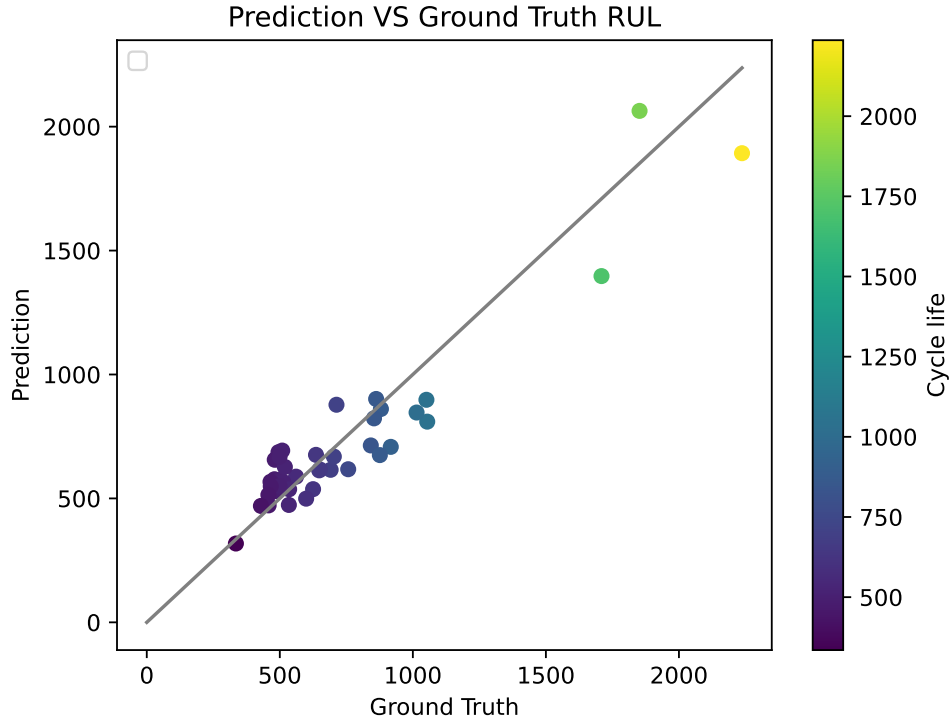


Figure 4: A showcase of the correlation between actual and predicted values in the RUL task.

Table 6: Evaluation Result for SOH (State of Health) task

Method	Test RMSE			
	CALCE	HNEI	HUST	MATR
Random Forest	0.72 ± 0.36	0.38 ± 0.04	6.04 ± 4.49	0.53 ± 0.30
Linear Reg	0.45 ± 0.06	0.30 ± 0.01	4.74 ± 4.84	252.75 ± 430.58
Ridge Reg	0.46 ± 0.06	0.31 ± 0.01	4.62 ± 4.68	255.27 ± 434.10
PLSR	0.60 ± 0.10	0.36 ± 0.01	4.39 ± 4.39	258.93 ± 441.25
PCR	3.93 ± 9.22	0.52 ± 0.02	4.00 ± 4.23	755.23 ± 1219.55
LightGBM	0.74 ± 0.33	0.34 ± 0.02	4.30 ± 3.61	0.97 ± 0.44
LSTM	16.78 ± 1.41	16.90 ± 0.23	9.55 ± 1.92	1.33 ± 0.59
MLP	16.73 ± 2.00	14.36 ± 0.86	8.62 ± 2.05	2.89 ± 0.72
GRU	16.77 ± 1.41	16.88 ± 0.23	9.25 ± 1.78	1.43 ± 0.45
Method	Test RMSE			
	RWTH	SNL	UL_PUR	
Random Forest	0.17 ± 0.11	1.80 ± 1.57	1.04 ± 0.17	
Linear Reg	26.48 ± 81.96	2.89 ± 2.92	0.75 ± 0.05	
Ridge Reg	15.68 ± 47.79	2.90 ± 2.93	0.75 ± 0.05	
PLSR	11.83 ± 33.53	2.77 ± 2.57	0.76 ± 0.06	
PCR	14.80 ± 11.90	13.52 ± 15.55	1.22 ± 0.27	
LightGBM	0.17 ± 0.08	2.11 ± 0.97	0.99 ± 0.13	
LSTM	23.79 ± 0.27	7.50 ± 0.79	6.57 ± 0.36	
MLP	63.38 ± 11.12	607.46 ± 489.41	16.89 ± 1.57	
GRU	23.78 ± 0.27	7.50 ± 0.80	6.48 ± 0.36	

Table 7: Evaluation Result for SOC (State of Charge) task

Method	Test RMSE			
	CALCE	HNEI	HUST	MATR
Linear Reg	6.755 \pm 0.58	7.197 \pm 0.21	5.647 \pm 4.35	2.698 \pm 0.25
Ridge Reg	6.755 \pm 0.58	7.197 \pm 0.21	5.646 \pm 4.35	2.698 \pm 0.25
PLSR	8.780 \pm 1.03	7.822 \pm 0.41	5.113 \pm 0.83	2.700 \pm 0.25
PCR	6.756 \pm 0.58	7.197 \pm 0.21	5.647 \pm 4.35	2.698 \pm 0.25
LightGBM	1.714 \pm 1.02	0.763 \pm 0.02	0.284 \pm 0.04	0.824 \pm 0.58
LSTM	46.502 \pm 0.85	44.318 \pm 0.58	27.992 \pm 1.14	35.868 \pm 1.08
MLP	38.252 \pm 5.22	16.192 \pm 5.57	4.597 \pm 1.29	4.570 \pm 2.57
GRU	47.538 \pm 0.70	45.568 \pm 0.26	28.298 \pm 0.27	35.927 \pm 1.07

Method	Test RMSE		
	RWTH	SNL	UL_PUR
Linear Reg	64.498 \pm 11.64	12.775 \pm 0.67	2.484 \pm 0.19
Ridge Reg	64.500 \pm 11.64	12.775 \pm 0.67	2.483 \pm 0.19
PLSR	64.504 \pm 11.64	14.320 \pm 2.01	3.933 \pm 0.29
PCR	64.498 \pm 11.64	12.775 \pm 0.67	2.485 \pm 0.19
LightGBM	313.757 \pm 63.76	2.616 \pm 1.83	0.844 \pm 0.27
LSTM	435.523 \pm 46.46	27.919 \pm 0.34	51.834 \pm 0.83
MLP	2224.028 \pm 3812.76	13.922 \pm 3.73	50.185 \pm 0.57
GRU	435.551 \pm 46.44	27.903 \pm 0.37	51.037 \pm 0.97

F ADD NEW MODEL

The model code is located in the `batterym1/src/models` folder. The current models are organized according to different tasks. The base model class is defined in `batterym1/src/models/base.py`, which includes several functions such as `__init__`, `fit`, `predict`, `dump_checkpoint`, `load_checkpoint`, `to`, and `link_latest_checkpoint`. Since commonly used Scikit-learn and neural network models have a standard format for training and prediction, we have abstracted the shared format for the `nn_model` and `sklearn_model` to reduce redundant code. When using it, you only need to inherit the corresponding class. This example demonstrates how to add a LightGBM model for Remaining Useful Life (RUL) predictors.

Due to the `lightgbm.LGBMRegressor` using `model.fit(X, y)` during training and `model.predict(X)` for predictions, we can directly inherit the `SklearnModel` class, passing the model's init parameters through kwargs. If you need to customize the fit and predict functions, such as when some models have different training and prediction function formats, you can override these functions within the class. Create a new `lightgbm.py` file under the `src/models/rul_predictors` folder and establish a `LightgbmRULPredictor` class according to the contents of Algorithm 4. Each newly created model needs to be registered using the `@MODELS.register()` decorator, so that the corresponding model can be found through the model name in the config. In this case, set `self.model` as `LGBMRegressor` in the `__init__` function, so that the model will be used when calling `fit` and `predict` later on. Finally, you need to add `from .lightgbm import LightgbmRULPredictor` to the `src/models/rul_predictor/__init__.py` file to import the `LightgbmRULPredictor` class.

Algorithm 4: Using `lightgbm` as an example to show what needs to be done to add a model

```
from lightgbm import LGBMRegressor

from src.builders import MODELS
from src.models.sklearn_model import SklearnModel

@MODELS.register()
class LightgbmRULPredictor(SklearnModel):
    def __init__(self, *args, workspace: str = None, **kwargs):
        SklearnModel.__init__(self, workspace)
        self.model = LGBMRegressor(*args, **kwargs)
```

After defining the model, you can specify its parameters in the config.yaml file, as shown in Algorithm 5. The config.yaml file allows you to set various parameters for your model, and these parameters (excluding the name parameter) will be provided as keyword arguments (kwargs) to the LGBMRegressor when initializing the model.

Algorithm 5: Using lightgbm as an example to show what needs to be done to add a model

```
model:
  name: 'LightgbmRULPredictor'
  boosting_type : 'gbdt'
  learning_rate : 0.001
  n_estimators : 200
  objective : 'regression'
train_test_split:
  name: 'MATRPrimaryTestTrainTestSplitter'
  cell_data_path: 'data/processed/MATR'
feature:
  name: 'VoltageCapacityMatrixFeatureExtractor'
  diff_base: 8
  max_cycle_index: 98
  cycles_to_keep: 98
  use_precalculated_qdlin: True
label:
  name: 'RULLabelAnnotator'
feature_transformation:
  name: 'ZScoreDataTransformation'
label_transformation:
  name: 'SequentialDataTransformation'
  transformations:
    - name: 'LogScaleDataTransformation'
    - name: 'ZScoreDataTransformation'
```