

# From Chaos to Clarity: Claim Normalization to Empower Fact-Checking

Megha Sundriyal<sup>1</sup>, Tanmoy Chakraborty<sup>2</sup>, Preslav Nakov<sup>3</sup>

<sup>1</sup>Indraprastha Institute of Information Technology Delhi

<sup>2</sup>Indian Institute of Technology Delhi

<sup>3</sup>Mohammed Bin Zayed University of Artificial Intelligence

meghas@iiitd.ac.in, tanchak@iiitd.ac.in, preslav.nakov@mbzuai.ac.ae

## Abstract

With the proliferation of social media platforms, users are exposed to vast information, including posts containing misleading claims. However, the pervasive noise inherent in these posts presents a challenge in identifying precise and prominent claims that require verification. Extracting the core assertions from such posts is arduous and time-consuming. We introduce a novel task, called *Claim Normalization* (aka *ClaimNorm*) that aims to decompose complex and noisy social media posts into more straightforward and understandable forms, termed *normalized claims*. We propose CACN, a pioneering approach that leverages chain-of-thought and claim check-worthiness estimation, mimicking human reasoning processes, to comprehend intricate claims. Moreover, we capitalize on large language models' powerful in-context learning abilities to provide guidance and improve the claim normalization process. To evaluate the effectiveness of our proposed model, we meticulously compile a comprehensive real-world dataset, CLAN, comprising more than 6k instances of social media posts alongside their respective normalized claims. Experimentation demonstrates that CACN outperforms several baselines across various evaluation measures. A rigorous error analysis validates CACN's capabilities and pitfalls<sup>1</sup>.

## 1 Introduction

Online social media platforms have enabled a new paradigm in communication, breaking down all geographical barriers and concocting unprecedented opportunities for communication and knowledge exchange. However, this freedom presents a growing threat to our society, with numerous harmful impacts witnessed in crucial events such as the 45<sup>th</sup> Presidential US Elections (Allcott and Gentzkow, 2017), the COVID-19 Pandemic (Rocha et al., 2021), the Ukraine–Russia War (Khaldarova and

<sup>1</sup>We release our dataset and code at <https://github.com/LCS2-IIITD/CACN-EMNLP-2023>

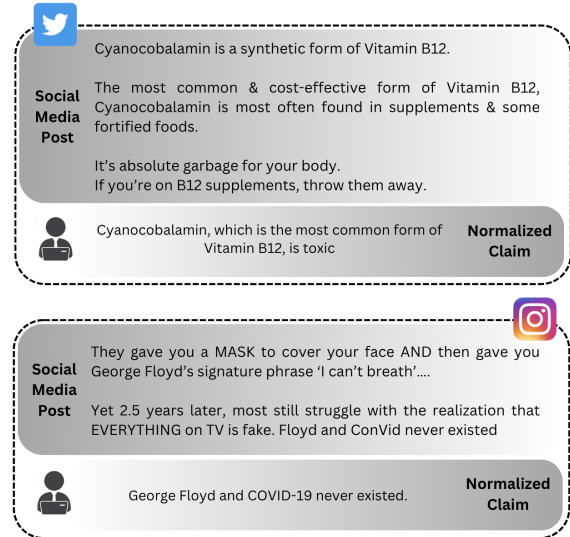


Figure 1: Illustration of our proposed *Claim Normalization* task, highlighting the normalized claims authored by fact-checkers for social media posts from distinct social media platforms.

Pantti, 2020), etc. False claims are an intrinsic aspect of fabricated news, rumors, propaganda, and misinformation. Journalists and fact-checkers work tirelessly to validate such claims in spoken or written form, sifting through this avalanche of digital information to determine the truth. To further address this pressing issue, several independent fact-checking organizations have emerged in recent years, such as Snopes, FullFact, and PolitiFact, which play a crucial role in verifying the accuracy of online content.<sup>2</sup> However, the rate at which online information is being disseminated far outpaces the capacity of fact-checkers, making it difficult to verify every claim. This, in turn, leaves numerous unverified claims circulating online, potentially reaching millions before they can be verified.

While the complete automation of the fact-checking pipeline may pose hazards to account-

<sup>2</sup><https://www.snopes.com>, <https://fullfact.org>, <https://www.politifact.com>

ability and reliability, several recent studies have targeted identifying downstream tasks suitable for automation, such as detecting claims (Daxenberger et al., 2017; Chakrabarty et al., 2019), evaluating their worthiness for fact-checking (Jaradat et al., 2018; Wright and Augenstein, 2020), and validating them by retrieving relevant shreds of evidence (Zhi et al., 2017; Hanselowski et al., 2018; Soleimani et al., 2020). In light of the growing challenges faced by fact-checkers in verifying the accuracy of social media claims, we propose the novel task of *claim normalization*. This task aims to extract and simplify the central assertion made in a long, noisy social media post. This novel paradigm can optimize fact-checkers’ efficacy and curtail their workload while maintaining a high level of precision and conscientiousness in fact-checking. We provide a more detailed explanation of why the claim normalization task is essential and illustrate its significance in Appendix A.1.

In our problem formulation, given an input social media claim, the system needs to simplify it in a concise form containing the post’s central assertion that fact-checkers can easily verify. To better understand our motivation, we illustrate the task in Figure 1. The first social media post reads, ‘*Cyanocobalamin is a synthetic form of Vitamin B12...If you’re on B12 supplements, throw them away.*’ This post contains some extraneous information that holds no relevance for fact-checkers. As a result, they distill the information and summarize it as, ‘*Cyanocobalamin, the most common form of Vitamin B12, is toxic.*’ Fact-checkers tasked with verifying the accuracy of such noisy posts need to read through them and condense their content to obtain a concise claim that can be easily fact-checked. Unfortunately, this process can be exceedingly time-consuming for fact-checkers. By automating the claim normalization process, fact-checkers can work more efficiently and promptly provide accurate information to the public. This underscores the practical use and the necessity of the claim normalization task to combat misinformation and to create a more informed society. Our contributions are as follows:

- We introduce the novel task of *claim normalization*, which seeks to pare down the core claim outlined in a given text.
- We present a meticulously curated high-quality dataset specifically tailored for claim normalization of noisy social media posts.

- We propose a robust framework for claim normalization, incorporating chain-of-thought, in-context learning, and claim check-worthiness estimation, to comprehend intricate claims.
- To acquire more profound insights into the generated normalized claims, we conduct a thorough human error analysis.

## 2 Related Work

**Claim Analysis.** Over the past few decades, extensive research has been conducted to address various claim-related issues. The existing body of research has primarily focused on distinct aspects of claims, including claim detection (Daxenberger et al., 2017; Gupta et al., 2021; Sundriyal et al., 2021), claim check-worthiness (Barrón-Cedeno et al., 2018, 2020), claim span identification (Sundriyal et al., 2022), etc. By curating the AAWD corpus, Bender et al. (2011) pioneered the efforts in claim detection, the foremost step in the fact-checking tasks. Following this, linguistically motivated features, including sentiment, syntax, context-free grammar, and parse trees, were frequently used (Daxenberger et al., 2017; Lippi and Torroni, 2015; Levy et al., 2017; Sundriyal et al., 2021). Recently, large language models (LLMs) have also been used for claim detection (Chakrabarty et al., 2019; Barrón-Cedeno et al., 2020; Williams et al., 2020; Gupta et al., 2021). Claim check-worthiness estimation stands as a vital research paradigm, encompassing the evaluation of claims to determine their suitability for fact-checking. A few studies attempted to develop end-to-end systems for mining check-worthy statements (Jaradat et al., 2018; Hassan et al., 2017; Konstantinovskiy et al., 2021).

The majority of the existing studies on claims primarily concentrate on adapting to texts that come from similar distributions or topics. Moreover, they often rely on well-structured formal writing. In contrast, our objective is to develop a system that specifically addresses the challenges posed by social media claims and aims to generate the central claim in a more simplified manner. To the best of our knowledge, none of the existing studies tackled the intricate task of simplifying central claims found within long, noisy social media posts.

**Text Summarization.** The task of claim normalization is closely related to text summarization, where given a lengthy document, the goal is to summarize it into a much shorter document. Numerous

works in text summarization have explored various approaches utilizing large pre-trained seq2Seq models to generate high-quality summaries (Radford et al., 2019; Lewis et al., 2020a; Raffel et al., 2020). Kryściński et al. (2019) introduced FactCC, a weakly-supervised BERT-based entailment model, which augmented the dataset with artificially introduced faithfulness errors. Durmus et al. (2020) proposed question-answering-based evaluation frameworks that automatically generate questions from the source article and the generated summary. By comparing the corresponding answers, they aimed to evaluate the information consistency of the summaries. However, these approaches primarily focus on general-purpose summarization and do not provide means for models to generate summaries primarily focusing on specific needs. To address this limitation, controlled summarization was introduced (Fan et al., 2018). One aspect of controlled summarization is length control, in which users can set their preferred summary length (Rush et al., 2015; Kikuchi et al., 2016). Recent research has discovered that, despite their fluency and coherence, state-of-the-art abstractive summarization systems produce summaries with contradictory information.

While text summarization systems can assist in condensing social media posts into shorter summaries, their primary goal is not to ensure verifiability. It aims to capture the key points of the text rather than emphasizing the specific claims within the text that need to be fact-checked. Claim normalization, on the other hand, works on an entirely different level. It necessitates a thorough understanding of the claims made in the text and strives to ensure that the normalized claims are not only consistent with factual information but also independently verifiable.

Despite the progress made in various aspects of claims and text summarization, the task of claim normalization remains underexplored. In this work, we intend to tackle this challenging problem by developing a robust approach specifically tailored to the unique requirements of claims.

### 3 Dataset

Existing text summarization datasets have not specifically addressed the need for claim-oriented summaries. To address this gap, we propose a novel dataset CLAN (Claim Normalization), consisting of fact-checked social media posts paired

with concise claim-oriented summaries (known as *normalized claim*), created by fact-checkers during the verification process. As a result, our dataset is not subjected to external annotation, thus averting potential biases and ensuring high-quality data.

#### 3.1 Data Collection

We gathered our fact-checked post and claim pairs using two methods: (i) Google Fact-Check Explorer<sup>3</sup> and (ii) ClaimReview Schema.<sup>4</sup>

**Google Fact-Check Explorer.** We acquired a list of fact-checks from multiple reputed fact-check sources obtained via Google Fact-Check Explorer’s API (GFC). This data collection pipeline followed a three-step process. First, we extracted the *title*, which is usually a single-sentence short summary of the information being fact-checked, and the *fact-check site URL*. This step yielded a total of 22,405 unique fact-checks. We then proceeded to retrieve the social media post and the associated ‘claim review’ if they were available on the fact-checking site. Due to the collected posts having already undergone fact-checking and containing misleading claims, a significant number of them were unavailable for inclusion in our dataset. Moreover, a significant number of the posts only contained images or videos, which were unsuitable for our task at hand. As a result, we were left with a considerably small number of relevant instances. We also noted that in certain instances, the *title* in the Google Fact-Check Explorer and the *claim review* were identical; consequently, we included only one of them in the final dataset. As a result of this meticulous procedure, each social media post obtained through this process, had either one or two corresponding normalized claims.

**The ClaimReview Schema.** We targeted ClaimReview Schema elements with an entry for *reviewed items* as they were relevant to our requirements. Out of a total of 44,478 entries, only 22,428 had this particular field. Therefore, we had to filter out the remaining entries. Next, we extracted all the links to social media posts and their corresponding claim reviews provided by the fact-checkers. As mentioned before, we solely processed textual claims and we excluded other modalities, such as audio or video. Further, we ensured that all the entries were in English.

<sup>3</sup><https://toolbox.google.com/factcheck/explorer>

<sup>4</sup><https://schema.org/ClaimReview>

Social Media Post	Normalized Claim
1 Research into the dangers of cooking with aluminum foil has found that some of the toxic metal can contaminate food. Increased levels of aluminum in the body have been linked to osteoporosis, and Alzheimer’s disease.	Cooking in Aluminum foil causes Alzheimer’s Disease.
2 Did you know when ur child turns 6. U can add them as authorized user to one of ur credit cards. Never give them card, & all payments u make from 6 to 18 goes to ur child credit too..ur kid will have a unbelievable credit score from years of payment history.	6-year-old kids can be added as authorized users on all credit cards.
3 As if it couldn’t get any worse. #Hope4Cancer says #RootCanal causes #CANCER Solution... Rip Cancer patients teeth out. Monsters #FalseHope4Cancer #ProtectCancerPatients	Having a root canal can cause cancer. ----- Root canal treatment causes cancer

Table 1: Examples of social media posts and their corresponding normalized claims from CLAN. The first two examples come from the train set and each have one reference normalized claim, while the last one comes from the test set, having two reference normalized claims.

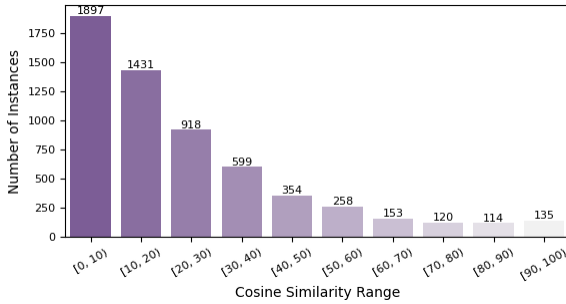


Figure 2: Cosine similarity between the social media posts and the normalized claims from our dataset CLAN.

### 3.2 Data Statistics and Analysis

By using both of these data collection methods and exercising careful consideration, we curated a total of 6,388 instances. To ensure the creation of a diverse and high-quality test set, we chose posts that comprised not one, but two reference normalized claims (*c.f.* Sec 3.1). This enabled us to capture different aspects and perspectives of the normalized claims by including multiple references, thereby increasing the test set’s robustness and reliability. The final dataset statistics are shown in Table 2, while representative samples from our dataset are shown in Table 1.

Dataset	Train	Val	Test	Overall
Total no. of pairs	5341	594	453	6388
Avg. length of posts	39.52	37.12	57.97	44.87
Avg. length of claims	16.47	17.24	15.41	16.37

Table 2: Statistics of our dataset CLAN.

We analyze the cosine similarities between the social media posts and the corresponding normalized claims, as shown in Figure 2. The results reveal that the cosine similarities are consistently low for most examples, demonstrating that claim normalization involves more than just summarizing the social media post. It requires a deeper under-

standing of the claim’s context, intent, and specific details. It highlights the need for a specialized technique to accurately identify, extract, and normalize the claims within social media posts.

## 4 Proposed Approach

In this section, we endeavor to explicate the methodology underpinning our proposed approach, **Check-worthiness Aware Claim Normalization (CACN)**. CACN aims to integrate indispensable task-specific information with LLMs, elevating their inherent reasoning prowess to unprecedented heights. We employ GPT-3 (text-davinci-003) (Brown et al., 2020) as our foundation LLM. Our approach amalgamates two key ideas – the paradigm of chain-of-thought prompting and the concept of reverse check-worthiness.

**Chain-of-thought Prompting.** The realm of chain-of-thought prompting emerges as a veritable tour de force within LLMs (Wei et al., 2022). Instead of undergoing the laborious process of fine-tuning individual model checkpoints for every new task, we adopt a more recent and efficient approach. We strategically prompt the model to navigate the complexities of claim normalization by employing step-by-step reasoning. To accomplish this, we utilize the concept of claim check-worthiness, as described in the following subsection. This enables the model to iteratively enhance its comprehension and effectively generate precise normalized claims, all while minimizing the necessity for extensive fine-tuning. Our proposed prompt example is shown in Figure 3. The chain-of-thought strategy creates a paradigm shift when approaching a complicated problem by efficiently breaking it into intermediate stages.

**Reverse Check-Worthiness.** The premise of reverse check-worthiness originates from the check-



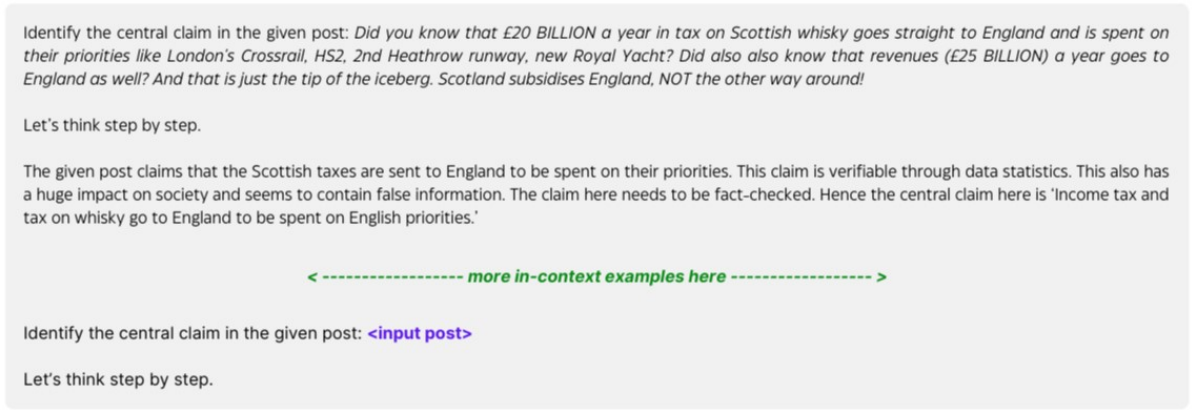


Figure 3: Illustration of our proposed approach, CACN prompt template employed to generate normalized claims from the given social media post. The template encompasses explicit task instruction and relevant in-context examples.

worthiness estimation, a facet prominently harnessed by manual fact-checkers (Nakov et al., 2021). We leverage this to steer the model’s attention toward salient and pertinent information. By giving the model the ability to produce rationales in natural language that clearly explain the sequence of reasoning stages leading to the solution, we strengthen its capacity for cognitive reasoning with unwavering efficacy. Based on prior research on claim check-worthiness (Barrón-Cedeno et al., 2018; Shaar et al., 2021; Nakov et al., 2022), we direct our model to prioritize claims that meet specific criteria within the given social media post. These criteria include identifying claims within social media posts that contain verifiable factual content, have a higher likelihood of being false, relevant to the general public’s interest, and are worth fact-checking. For instance, in Figure 3, the claim normalization process begins by identifying the central claim within the post. Subsequently, we reckon the claim’s verifiability, determining whether it is sufficient to support or refute it. We further evaluate the likelihood of the claim being false and its overall check-worthiness. This step-by-step approach ensures a comprehensive analysis of the central claim’s characteristics, allowing for effective claim normalization. By incorporating these factors into our approach, we aim to improve the model’s ability to identify and prioritize claims that require scrutiny and verification.

## 5 Experimental Setup

**Baseline Models.** For comparison, we employ several state-of-the-art generative systems and categorize them into two groups – (i) *Pre-trained Large Language Models (PLMs)*: T5 (Raffel et al., 2020),

BART (Lewis et al., 2020b), FLAN-T5 (Chung et al., 2022), and PEGASUS (Zhang et al., 2020). For T5, BART, and FLAN-T5, we use base and large model sizes. For PEGASUS, we employ reddit model. (ii) *In-context Learning Model*: GPT-3 (text-davinci-003) (Brown et al., 2020).

**Evaluation Measures.** To evaluate lexical overlap, we utilize ROUGE (1, 2, L) and BLEU-4 (Papineni et al., 2002). Moreover, we use METEOR (Banerjee and Lavie, 2005) and BERTScore (Zhang et al., 2019), to assess semantic similarity between the gold and the generated normalized claims.

**Zero-shot Learning.** In recent years, there has been a surge of interest in zero-shot learning, which aims to apply the previously acquired capabilities of PLMs to similar tasks in a low domain. We hereby study the zero-shot performance of these PLMs to assess their suitability for the claim normalization task.

**Few-shot Learning.** We adopt few-shot learning with 10, 20, 50, and 100 training examples. This gradual exposure to additional labeled data aims to enhance the models’ ability to generate accurate and contextually appropriate normalized claims.

**Prompt Tuning.** Prompt-tuning entails adding a specific prefix to the model’s input customized to the downstream tasks (Zhang et al., 2022). We investigate the effect of affixing different prompts to the given posts on the performance of T5-based and GPT-3 models. To exert control over the generated normalized claims, we use five control aspects: tokens, abstractness, sentence count, claim-centric, and entity-centric. A comprehensive description of these prompts is given in the Appendix (A.2).

**In-context Learning.** LLMs possess the remarkable ability to tackle diverse tasks with a minimal amount of examples given in prompts (Brown et al., 2020). We use GPT-3 (text-davinci-003)’s for in-context learning, with three different prompts: direct prompt (DIRECT), question-guided (Q-GUIDED), and zero-shot chain-of-thought (ZS-CoT). We perform in-context learning with GPT-3 (text-davinci-003). Detailed prompt templates are given in Appendix A.3.

## 6 Performance Comparison

Our findings reveal that our CACN surpasses all the baseline systems across most evaluation measures. We thoroughly examine all the systems using the following probes.

***Do meticulously crafted prompts enhance the performance of generative models?*** The findings exhibit a significant performance improvement when prompt tuning is used, specifically with in-context examples. Table 3 shows the effectiveness of various prompts across all evaluation measures. However, a notable enhancement of approximately 2-3% is observed in all semantic measures when transitioning from conventional prompts to our proposed approach, with the same in-context examples. This emphasizes the importance of our meticulously designed framework tailored to the specific task. Moreover, an upsurge in ROUGE-F1 scores (1, 2, L) emphasizes the resemblance between the generated normalized claims and those created by humans. This, in turn, validates the incorporation of the “reverse check-worthiness” chain-of-thought process, which effectively integrates task-specific information into the generative system. We also attempt prompt-tuning in a zero-shot setup; the results are shown in the Appendix (A.2). To summarize, the deliberate design of prompts, along with in-context examples, substantially enhances the performance of generative models, striking a promising equilibrium between lexical and semantic grounds.

***Is training models on a specific task less effective than in-context learning with a few examples?*** We observe substantial disparities in the performance of models trained on task-specific data compared to using in-context learning with a limited number of examples, as shown in Table 3. The models exposed to in-context examples showcase superior performance, highlighting their

efficacy in capturing task-specific patterns. While the trained models exhibit excellence in lexical metrics, their performance in semantic metrics is noticeably lower. Notably, BART<sub>LARGE</sub>, trained on our dataset, outperforms other trained models by huge margins. These results strongly underline that, within the realm of LLMs, incorporating prompt-tuning with in-context learning holds more promise, leading to enhanced generalization capabilities of these models.

***Do models demonstrate inherent proficiency in generating normalized claims with minimal or no prior training?***

We examine the potential benefits of zero-shot and few-shot learning to investigate the inherent proficiency in generating normalized claims. The zero-shot and the few-shot results are shown in Table 4. Zero-shot learning, which relies solely on the pre-trained language model without any task-specific fine-tuning, performs quite well. On the other hand, few-shot learning does not result in significant improvements in model performance. Surprisingly, the models trained using few-shot learning perform slightly worse than the zero-shot approach, in which the models have no exposure to task-specific data. After training on ten samples, the performance of FLAN-T5<sub>LARGE</sub> drops by 6 BERTScore points, and it continues to decline as more examples are provided.<sup>5</sup> This unexpected result suggests that few-shot learning may be unsuitable for this intricate and complex task. The limited number of examples provided during few-shot learning may have been insufficient for the models to effectively generalize and capture the underlying patterns of normalized claims. Additionally, the introduction of task-specific data might have introduced conflicting information as these models were never trained on this task, leading to a degradation in performance.

## 7 Qualitative Analysis

**Error Analysis.** To comprehend the performance of CACN, we strive to qualitatively analyze the errors committed by our model in this section. Table 5 displays randomly selected instances from our test dataset, along with gold normalized claims and predictions from CACN. We also furnish predictions from two best-performing baselines, BART<sub>LARGE</sub> and DIRECT, for comparison. The predictions in the fine-grained analysis are, naturally, much

<sup>5</sup>See Appendix (A.4) for 50 and 100-shot results.

Model		ROUGE-1			ROUGE-2			ROUGE-L			BLEU-4	METEOR	BERTScore
		P	R	F1	P	R	F1	P	R	F1			
Finetune	T5 <sub>BASE</sub>	23.65	43.60	28.99	11.38	20.70	13.90	20.45	37.91	25.15	4.57	28.86	85.13
	T5 <sub>LARGE</sub>	23.37	44.81	28.99	10.98	21.11	13.66	20.07	38.46	24.97	4.43	29.33	85.09
	BART <sub>BASE</sub>	33.41	41.64	34.11	17.57	21.05	17.55	29.70	36.61	30.25	6.69	29.57	86.32
	BART <sub>LARGE</sub>	<u>35.83</u>	42.88	<u>36.12</u>	<b>19.25</b>	21.73	<u>18.97</u>	<u>31.64</u>	37.65	<u>31.93</u>	<u>7.71</u>	31.07	86.92
	FLAN-T5 <sub>BASE</sub>	22.50	<u>47.38</u>	28.79	10.65	22.28	13.61	19.15	40.14	24.50	4.44	29.07	84.66
	FLAN-T5 <sub>LARGE</sub>	28.70	45.98	31.35	15.32	<u>22.63</u>	16.24	25.46	39.89	27.63	6.62	29.36	84.65
In-context	DIRECT	32.19	46.43	35.52	14.19	20.60	15.65	27.32	39.75	30.31	6.52	<u>33.25</u>	88.87
	Q-GUIDED	33.48	44.50	35.40	15.34	20.42	16.15	29.10	38.88	30.90	6.56	32.13	88.81
	ZS-CoT	27.77	<b>48.39</b>	32.42	13.18	22.33	15.16	23.84	<b>41.51</b>	27.79	6.37	32.93	88.44
	CACN (ours)	<b>37.54</b>	46.10	<b>38.64</b>	<u>18.85</u>	<b>23.08</b>	<b>19.32</b>	<b>33.14</b>	<u>40.92</u>	<b>34.30</b>	<b>9.66</b>	<b>35.10</b>	<b>89.00</b>
$\Delta_{\text{CACN}-\text{BEST}}(\%)$		<span style="color:blue;">↑ 4.77</span>	<span style="color:red;">↓ 4.73</span>	<span style="color:blue;">↑ 6.98</span>	<span style="color:red;">↓ 2.08</span>	<span style="color:blue;">↑ 1.99</span>	<span style="color:blue;">↑ 1.85</span>	<span style="color:blue;">↑ 4.74</span>	<span style="color:red;">↓ 1.42</span>	<span style="color:blue;">↑ 7.42</span>	<span style="color:blue;">↑ 25.29</span>	<span style="color:blue;">↑ 5.56</span>	<span style="color:blue;">↑ 1.15</span>

Table 3: Experimental results of CACN and baseline systems on CLAN. We report ROUGE (1, 2,  $L$ ), BLEU-4, METEOR, and BERTScore. Highest scores are shown in **bold**, while the second-highest scores are underlined, across each metric. The last row gives the percentage increase in performance between CACN and the best-performing baseline.

N-shot	Model	ROUGE-1			ROUGE-2			ROUGE-L			BLEU-4	METEOR	BERTScore
		P	R	F1	P	R	F1	P	R	F1			
0	T5 <sub>BASE</sub>	23.38	42.25	27.79	11.16	19.54	13.14	20.29	36.52	24.10	4.30	28.45	85.36
	T5 <sub>LARGE</sub>	24.80	43.71	29.08	12.44	20.93	<b>14.31</b>	21.58	37.82	25.30	<b>5.01</b>	29.36	<b>85.65</b>
	BART <sub>BASE</sub>	22.57	47.76	27.96	11.24	22.60	13.60	19.58	40.91	24.14	4.64	<b>30.44</b>	85.11
	BART <sub>LARGE</sub>	20.80	39.68	24.41	9.86	17.20	11.16	18.23	33.85	21.20	3.92	24.67	84.78
	FLAN-T5 <sub>BASE</sub>	30.78	32.33	28.73	15.03	15.17	13.78	28.08	28.99	26.02	4.76	23.27	83.80
	FLAN-T5 <sub>LARGE</sub>	<b>31.20</b>	34.06	<b>30.22</b>	<b>15.67</b>	16.83	15.07	<b>28.41</b>	30.57	<b>27.40</b>	5.76	25.82	84.89
	PEGASUS	23.96	36.07	26.16	11.69	16.76	12.48	21.14	31.50	22.99	4.87	24.87	83.07
10	T5 <sub>BASE</sub>	21.55	44.22	27.44	9.87	20.36	12.57	18.31	37.77	23.40	4.04	28.64	84.97
	T5 <sub>LARGE</sub>	21.92	45.73	28.04	10.17	21.04	12.98	18.64	38.81	23.85	4.19	29.52	85.11
	BART <sub>BASE</sub>	20.09	53.08	25.65	10.14	24.94	12.60	17.34	44.77	22.00	4.11	29.67	84.72
	BART <sub>LARGE</sub>	19.71	<b>53.22</b>	25.30	9.83	24.87	12.27	17.01	<b>45.22</b>	21.70	4.00	29.51	84.65
	FLAN-T5 <sub>BASE</sub>	23.05	42.60	27.97	10.58	19.48	12.84	19.83	36.58	24.14	4.39	28.04	85.34
	FLAN-T5 <sub>LARGE</sub>	22.41	29.66	19.99	10.68	13.18	9.49	20.50	25.91	17.84	3.04	18.87	78.04
	PEGASUS	15.26	40.32	20.86	7.15	18.29	9.58	13.39	35.87	18.35	3.44	24.73	80.02
20	T5 <sub>BASE</sub>	21.56	44.22	27.46	9.89	20.36	12.59	18.33	37.78	23.42	4.05	28.64	84.97
	T5 <sub>LARGE</sub>	21.97	45.80	28.07	10.24	21.11	13.03	18.69	38.77	23.86	4.21	29.46	85.12
	BART <sub>BASE</sub>	20.08	53.16	25.63	10.14	<b>25.03</b>	12.60	17.34	44.89	21.99	4.11	29.63	84.72
	BART <sub>LARGE</sub>	19.66	53.11	25.25	9.80	24.84	12.24	16.96	45.08	21.64	3.97	29.46	82.69
	FLAN-T5 <sub>BASE</sub>	23.15	42.80	28.11	10.63	19.58	12.91	19.93	36.76	24.27	4.44	28.20	85.34
	FLAN-T5 <sub>LARGE</sub>	22.38	29.79	20.00	10.69	13.25	9.51	20.48	26.00	17.85	3.04	18.96	78.01
	PEGASUS	15.25	40.30	20.84	7.15	18.29	9.58	13.38	35.87	18.35	3.44	24.72	80.01

Table 4: Zero-shot and few-shot results on our dataset CLAN. We show ROUGE (1, 2,  $L$ ), BLEU-4, METEOR, and BERTScore, to assess the performance of the models.

more intricate than in the coarse-grained quantitative setup. During our analysis, we unveil several interesting patterns and errors in the generated responses. Although the BART<sub>LARGE</sub> generated responses have a high BERTScore in Sample 1, we notice that the factual alignment is incorrect, making it untrustworthy for downstream tasks such as claim check-worthiness and claim verification. Our model, on the other hand, produces a response that is both correct and precise. The response generated by DIRECT is also accurate but excessively long, which contradicts the goal of normalized claims being concise and straightforward. This problem is also evident in Sample 3, where DIRECT produces factually correct information but is overly

long. In Sample 2, we observe that BART<sub>LARGE</sub> demonstrates the least amount of hallucinations and adheres closely to the given post. Our model’s BERTScore is the lowest in this case. However, upon closer inspection, we determine that the generated normalized claim is indeed correct and most relevant for fact-checking. These findings highlight the complexities and the trade-offs involved in generating normalized claims. While certain models may excel in certain aspects, there is often a compromise in other areas, such as factual accuracy and conciseness.

**Human Evaluation.** We conducted an extensive human evaluation to assess the linguistic profi-

	Social Media Post	Normalized Claim	BS
Sample 1	They gave you a MASK to cover your face AND then gave you George Floyd's signature phrase 'I can't breathe' .... Yet 2.5 years later, most still struggle with the realization that EVERYTHING on TV is fake. Floyd and ConVid never existed	<b>GOLD:</b> George Floyd and COVID-19 'never existed'.	–
		<b>BART:</b> George Floyd died of COVID-19	90.33
		<b>DIRECT:</b> George Floyd's death highlighted the lack of understanding of the reality of events portrayed on television.	86.84
		<b>CACN:</b> George Floyd and Covid never existed.	90.98
Sample 2	Good News. Finally, CAJY VAZ, an Indian EX Student from St. Xavier's High School from Mumbai, presently based in Goa, found a home remedy for *Covid 19*, which was approved by the WOH for the first time. He proved that *one teaspoon of pepper powder, two teaspoons of honey, a little ginger juice taken for 5 consecutive days can eliminate the effect of corona up to 100%*. The whole world is starting to take this precautionary treatment, finally a happy experience of 2021.	<b>GOLD:</b> Honey, Ginger, Black Pepper can cure Coronavirus.	–
		<b>BART:</b> One teaspoon of pepper powder, two teaspoons of honey, a little ginger juice taken for 5 consecutive days can eliminate the effect of Covid up to 100%.	84.89
		<b>DIRECT:</b> Indian ex-student Cajy Vaz found a home remedy of pepper powder, honey and ginger juice that can reduce the effects of Covid-19 up to 100%.	84.65
		<b>CACN:</b> A home remedy of pepper powder, honey, and ginger juice can eliminate the effect of COVID-19 up to 100%.	78.47
Sample 3	Zelensky sold 17 million hectares of agricultural land to Monsanto, Dupont, and Cargill. Yes, you read it well, 17 million hectares to GM0/chemical companies. This is very bad for the entire world since Ukraine is the largest exporter of wheat and other grains. Zelensky sold 28% of the entire Ukrainian arable land. Australian National Review reports three major US cross-border consortiums have bought 17 million hectares of Ukrainian farmland. To compare: In all of Italy, there are 16.7 million hectares of agricultural land. It turns out that three American companies in Ukraine bought more valuable agricultural land than in all of Italy. The entire area of Ukraine - 600,000 sqm, 170,000 sqm built.	<b>GOLD:</b> Ukraine President Volodymyr Zelenskyy sold 17 million hectares of farmland to US corporations.	–
		<b>BART:</b> Three American companies have bought 17 million hectares of farmland in Ukraine.	88.03
		<b>DIRECT:</b> Three major US companies have bought 17 million hectares of Ukrainian agricultural land, which is more than in all of Italy. These companies are Cargill, Dupont and Monsanto, with their main shareholders being American venture capitalists Blackrock, Vanguard and Blackstone.	83.57
		<b>CACN:</b> Ukrainian President Zelensky sold 17 million hectares of agricultural land to Monsanto, Dupont, and Cargill.	90.48

Table 5: Examples showing the generated normalized claims along with the gold reference from our test set. BART refers to BART<sub>LARGE</sub>.

Model	Fluency	Coherence	Relevance	Consistency	SC
<b>BART</b>	3.44	3.74	3.66	3.82	3.77
<b>DIRECT</b>	4.48	4.58	4.03	4.26	4.38
<b>CACN</b>	<b>4.59</b>	<b>4.63</b>	<b>4.17</b>	<b>4.34</b>	<b>4.39</b>

Table 6: Human evaluation on the generated normalized claims. SC denotes Self-Contextualized, while BART refers to BART<sub>LARGE</sub>.

ciency of the generated normalized claims. Building upon the measures proposed by van der Lee et al. (2021), we evaluated the generated claims based on four aspects: fluency, coherence, relevance, and factual consistency.<sup>6</sup> Additionally, we introduced the parameter of self-contextualized to measure the extent to which the normalized claims included the necessary context for fact-checking within themselves. Each of these measures played a unique and vital role in evaluating the quality of the generated claims. To conduct the evaluation, we randomly selected 50 instances from our test set and assigned five human evaluators to rate every normalized claim on a scale of 1 to 5 for each of the five aspects. All evaluators were fluent English speakers with a BSc or MSc degree. To ensure reliability, every example was evaluated by all five evaluators independently. For comparison, we also included the results from the best-performing baseline systems, namely BART<sub>LARGE</sub> and DIRECT.

<sup>6</sup>See Appendix A.6 for more detail.

The average scores are presented in Table 6. Our analysis reveals that the outputs generated by CACN exhibit qualitative superiority compared to the baseline systems across all dimensions.

## 8 Conclusion

We presented a new problem formulation and a new dataset, thus contributing to research on claim extraction and, ultimately, fact-checking. We introduced the novel task of claim normalization, which holds substantial value on multiple fronts. For human fact-checkers, claim normalization is a useful tool that can assist them in effectively removing superfluous texts from subsequent processing. This also benefits downstream tasks such as identifying previously fact-checked claims, estimating claim check-worthiness, etc. We compiled a social media corpus comprising over 6k posts and their normalized claims. We further benchmarked this dataset with a novel approach, CACN, and showed its superior performance compared to different state-of-the-art generative models across multiple assessment measures. We also documented our extensive data collection process, providing valuable insights for future research in this domain.

In future work, we plan to extend the dataset, including with new languages. We also plan to use more powerful LLMs.



## Limitations

While our study has made major contributions to claim normalization, it is critical to recognize and address the potential limits associated with it. During our data collection process, we observed that several fact-checked claims also contained images and videos. As a result, we believe that including multimodal information may aid in improving the claim normalization process. Another key problem stems from the subjectivity of fact-checkers writing styles across different fact-checking websites. Each organization adheres to its own set of editorial norms, procedures, and subjective interpretations of claims. These variations in writing styles and subjective judgments make it challenging to establish a standardized approach. Addressing this issue will necessitate attempts to develop consensus or guidelines among fact-checking organizations in order to ensure greater consistency and coherence in claim normalization processes. By acknowledging and addressing these limitations, we may endeavor to improve the reliability and soundness of claim normalization systems in the future.

## Ethics and Broader Impact

**Data Bias.** It is imperative to acknowledge the possibility of biases within our dataset. Our data collection process involves gathering normalized claims from multiple fact-checking sites, each with its own set of editorial norms, procedures, and subjective interpretations. These elements can introduce systemic biases that impact the overall assessment of normalized claims. However, it is important to acknowledge that these biases are beyond our control.

**Environmental Footprint.** Large language models (LLMs) require a substantial amount of energy for computational training, which adds to global warming (Strubell et al., 2019). Our proposed approach, on the other hand, leverages few-shot in-context learning rather than training models from scratch, leading to a lower carbon footprint. It is worth mentioning that the LLMs usage for inference still costs a considerable amount of energy, and we are actively seeking to reduce it by employing more energy-efficient techniques.

**Broader Impact and Potential Use.** Our model can interest the general public and save time for human fact-checkers. Its applications extend beyond

fact-checking to other downstream tasks like detecting previously fact-checked claims, claim matching, and even estimating claim check-worthiness of new claims.

## References

- Hunt Allcott and Matthew Gentzkow. 2017. [Social media and fake news in the 2016 election](#). *Journal of Economic Perspectives*, 31(2):211–36.
- Gabor Angeli, Melvin Jose Johnson Premkumar, and Christopher D Manning. 2015. Leveraging linguistic structure for open domain information extraction. In *Proceedings of the 53rd Annual Meeting of the Association for Computational Linguistics and the 7th International Joint Conference on Natural Language Processing (Volume 1: Long Papers)*, pages 344–354.
- Satanjeev Banerjee and Alon Lavie. 2005. Meteor: An automatic metric for mt evaluation with improved correlation with human judgments. In *Proceedings of the acl workshop on intrinsic and extrinsic evaluation measures for machine translation and/or summarization*, pages 65–72.
- Alberto Barrón-Cedeno, Tamer Elsayed, Preslav Nakov, Giovanni Da San Martino, Maram Hasanain, Reem Suwaileh, and Fatima Haouari. 2020. [Checkthat! at clef 2020: Enabling the automatic identification and verification of claims in social media](#). In *European Conference on Information Retrieval*, pages 499–507. Springer, Nature Publishing Group.
- Alberto Barrón-Cedeno, Tamer Elsayed, Reem Suwaileh, Lluís Màrquez, Pepa Atanasova, Wajdi Zaghouani, Spas Kyuchukov, Giovanni Da San Martino, and Preslav Nakov. 2018. Overview of the clef-2018 checkthat! lab on automatic identification and verification of political claims. task 2: Factuality. *CLEF (Working Notes)*, 2125.
- Emily M. Bender, Jonathan T. Morgan, Meghan Oxley, Mark Zachry, Brian Hutchinson, Alex Marin, Bin Zhang, and Mari Ostendorf. 2011. [Annotating social acts: Authority claims and alignment moves in Wikipedia talk pages](#). In *Proceedings of the Workshop on Language in Social Media (LSM 2011)*, pages 48–57, Portland, Oregon. Association for Computational Linguistics.
- Tom Brown, Benjamin Mann, Nick Ryder, Melanie Subbiah, Jared D Kaplan, Prafulla Dhariwal, Arvind Neelakantan, Pranav Shyam, Girish Sastry, Amanda Askell, et al. 2020. Language models are few-shot learners. *Advances in neural information processing systems*, 33:1877–1901.
- Tuhin Chakrabarty, Christopher Hidey, and Kathleen McKeown. 2019. Imho fine-tuning improves claim detection. *arXiv preprint arXiv:1905.07000*.
- Hyung Won Chung, Le Hou, Shayne Longpre, Barret Zoph, Yi Tay, William Fedus, Eric Li, Xuezhi

- Wang, Mostafa Dehghani, Siddhartha Brahma, et al. 2022. Scaling instruction-finetuned language models. *arXiv preprint arXiv:2210.11416*.
- Johannes Daxenberger, Steffen Eger, Ivan Habernal, Christian Stab, and Iryna Gurevych. 2017. [What is the essence of a claim? cross-domain claim identification](#). In *Proceedings of the 2017 Conference on Empirical Methods in Natural Language Processing*, pages 2055–2066, Copenhagen, Denmark. Association for Computational Linguistics.
- Markus Dreyer, Mengwen Liu, Feng Nan, Sandeep Atluri, and Sujith Ravi. 2023. Evaluating the tradeoff between abstractiveness and factuality in abstractive summarization. In *Findings of the Association for Computational Linguistics: EACL 2023*, pages 2044–2060.
- Esin Durmus, He He, and Mona Diab. 2020. [FEQA: A question answering evaluation framework for faithfulness assessment in abstractive summarization](#). In *Proceedings of the 58th Annual Meeting of the Association for Computational Linguistics*, pages 5055–5070, Online. Association for Computational Linguistics.
- Angela Fan, David Grangier, and Michael Auli. 2018. Controllable abstractive summarization. *ACL 2018*, page 45.
- Shreya Gupta, Parantak Singh, Megha Sundriyal, Md. Shad Akhtar, and Tanmoy Chakraborty. 2021. LESA: Linguistic encapsulation and semantic amalgamation based generalised claim detection from online content. In *Proc of EACL*, pages 3178–3188, Online. ACL.
- Andreas Hanselowski, Hao Zhang, Zile Li, Daniil Sorokin, Benjamin Schiller, Claudia Schulz, and Iryna Gurevych. 2018. [UKP-athene: Multi-sentence textual entailment for claim verification](#). In *Proceedings of the First Workshop on Fact Extraction and VERification (FEVER)*, pages 103–108, Brussels, Belgium. Association for Computational Linguistics.
- Naeemul Hassan, Gensheng Zhang, Fatma Arslan, Josue Caraballo, Damian Jimenez, Siddhant Gawsane, Shohedul Hasan, Minumol Joseph, Aaditya Kulkarni, Anil Kumar Nayak, et al. 2017. Claimbuster: The first-ever end-to-end fact-checking system. *Proc. of the VLDB Endowment* 2017, 10(12):1945–1948.
- Israa Jaradat, Pepa Gencheva, Alberto Barrón-Cedeño, Lluís Màrquez, and Preslav Nakov. 2018. [Claim-Rank: Detecting check-worthy claims in Arabic and English](#). In *Proceedings of the 2018 Conference of the North American Chapter of the Association for Computational Linguistics: Demonstrations*, pages 26–30, New Orleans, Louisiana. Association for Computational Linguistics.
- Irina Khaldarova and Mervi Pantti. 2020. Fake news: The narrative battle over the ukrainian conflict. In *The Future of Journalism: Risks, Threats and Opportunities*, pages 228–238. Routledge.
- Yuta Kikuchi, Graham Neubig, Ryohei Sasano, Hiroya Takamura, and Manabu Okumura. 2016. Controlling output length in neural encoder-decoders. In *Proceedings of the 2016 Conference on Empirical Methods in Natural Language Processing*, pages 1328–1338.
- Lev Konstantinovskiy, Oliver Price, Mevan Babakar, and Arkaitz Zubiaga. 2021. Toward automated factchecking: Developing an annotation schema and benchmark for consistent automated claim detection. *Digital threats: research and practice*, 2(2):1–16.
- Wojciech Kryściński, Bryan McCann, Caiming Xiong, and Richard Socher. 2019. Evaluating the factual consistency of abstractive text summarization. *arXiv preprint arXiv:1910.12840*.
- Ran Levy, Shai Gretz, Benjamin Sznajder, Shay Hummel, Ranit Aharonov, and Noam Slonim. 2017. Unsupervised corpus-wide claim detection. In *Proceedings of the 4th Workshop on Argument Mining*, pages 79–84.
- Mike Lewis, Yinhan Liu, Naman Goyal, Marjan Ghazvininejad, Abdelrahman Mohamed, Omer Levy, Veselin Stoyanov, and Luke Zettlemoyer. 2020a. BART: Denoising sequence-to-sequence pre-training for natural language generation, translation, and comprehension. In *Proc. of ACL*, pages 7871–7880, Online. ACL.
- Mike Lewis, Yinhan Liu, Naman Goyal, Marjan Ghazvininejad, Abdelrahman Mohamed, Omer Levy, Veselin Stoyanov, and Luke Zettlemoyer. 2020b. Bart: Denoising sequence-to-sequence pre-training for natural language generation, translation, and comprehension. In *Proceedings of the 58th Annual Meeting of the Association for Computational Linguistics*, pages 7871–7880.
- Marco Lippi and Paolo Torroni. 2015. Context-independent claim detection for argument mining. In *Twenty-Fourth International Joint Conference on Artificial Intelligence*.
- Preslav Nakov, Alberto Barrón-Cedeño, Giovanni da San Martino, Firoj Alam, Julia Maria Struß, Thomas Mandl, Rubén Míguez, Tommaso Caselli, Mucahid Kutlu, Wajdi Zaghouni, et al. 2022. Overview of the clef-2022 checkthat! lab on fighting the covid-19 infodemic and fake news detection. In *CLEF (working notes)*, pages 495–520. Springer.
- Preslav Nakov, Giovanni Da San Martino, Tamer Elsayed, Alberto Barrón-Cedeño, Rubén Míguez, Shaden Shaar, Firoj Alam, Fatima Haouari, Maram Hasanain, Watheq Mansour, et al. 2021. Overview of the clef-2021 checkthat! lab on detecting check-worthy claims, previously fact-checked claims, and fake news. In *CLEF (Working Notes)*, pages 264–291. Springer.
- Kishore Papineni, Salim Roukos, Todd Ward, and Wei-Jing Zhu. 2002. Bleu: a method for automatic evaluation of machine translation. In *Proceedings of the*

- 40th annual meeting of the Association for Computational Linguistics, pages 311–318.
- Alec Radford, Jeffrey Wu, Rewon Child, David Luan, Dario Amodei, Ilya Sutskever, et al. 2019. Language models are unsupervised multitask learners. *OpenAI blog*, 1(8):9.
- Colin Raffel, Noam Shazeer, Adam Roberts, Katherine Lee, Sharan Narang, Michael Matena, Yanqi Zhou, Wei Li, and Peter J Liu. 2020. Exploring the limits of transfer learning with a unified text-to-text transformer. *The Journal of Machine Learning Research*, 21(1):5485–5551.
- Yasmim Mendes Rocha, Gabriel Acácio de Moura, Gabriel Alves Desidério, Carlos Henrique de Oliveira, Francisco Dantas Lourenço, and Larissa Deadame de Figueiredo Nicolette. 2021. The impact of fake news on social media and its influence on health during the covid-19 pandemic: A systematic review. *Journal of Public Health*, pages 1–10.
- Alexander M Rush, Sumit Chopra, and Jason Weston. 2015. A neural attention model for abstractive sentence summarization. *arXiv preprint arXiv:1509.00685*.
- Shaden Shaar, Maram Hasanain, Bayan Hamdan, Zien Sheikh Ali, Fatima Haouari, Alex Nikolov, Mücahid Kutlu, Yavuz Selim Kartal, Firoj Alam, Giovanni Da San Martino, et al. 2021. Overview of the clef-2021 checkthat! lab task 1 on check-worthiness estimation in tweets and political debates. In *CLEF (Working Notes)*.
- Amir Soleimani, Christof Monz, and Marcel Worring. 2020. [Bert for evidence retrieval and claim verification](#). *Advances in Information Retrieval*, 12036:359.
- Emma Strubell, Ananya Ganesh, and Andrew McCallum. 2019. Energy and policy considerations for deep learning in nlp. *ArXiv*, abs/1906.02243.
- Megha Sundriyal, Atharva Kulkarni, Vaibhav Pulastya, Md Shad Akhtar, and Tanmoy Chakraborty. 2022. Empowering the fact-checkers! automatic identification of claim spans on twitter. *arXiv preprint arXiv:2210.04710*.
- Megha Sundriyal, Parantak Singh, Md Shad Akhtar, Shubhashis Sengupta, and Tanmoy Chakraborty. 2021. [Desyr: Definition and syntactic representation based claim detection on the web](#). *arXiv preprint arXiv:2108.08759*.
- Chris van der Lee, Albert Gatt, Emiel van Miltenburg, and Emiel Krahmer. 2021. Human evaluation of automatically generated text: Current trends and best practice guidelines. *Computer Speech & Language*, 67:101151.
- Jason Wei, Xuezhi Wang, Dale Schuurmans, Maarten Bosma, Ed H. Chi, Quoc Le, and Denny Zhou. 2022. [Chain of thought prompting elicits reasoning in large language models](#). *CoRR*, abs/2201.11903.
- Evan Williams, Paul Rodrigues, and Valerie Novak. 2020. Accenture at checkthat! 2020: If you say so: Post-hoc fact-checking of claims using transformer-based models. *arXiv preprint arXiv:2009.02431*.
- Dustin Wright and Isabelle Augenstein. 2020. [Claim check-worthiness detection as positive unlabelled learning](#). In *Findings of the Association for Computational Linguistics: EMNLP 2020*, pages 476–488, Online. Association for Computational Linguistics.
- Hanqing Zhang, Haolin Song, Shaoyu Li, Ming Zhou, and Dawei Song. 2022. A survey of controllable text generation using transformer-based pre-trained language models. *arXiv preprint arXiv:2201.05337*.
- Jingqing Zhang, Yao Zhao, Mohammad Saleh, and Peter Liu. 2020. Pegasus: Pre-training with extracted gap-sentences for abstractive summarization. In *International Conference on Machine Learning*, pages 11328–11339. PMLR.
- Tianyi Zhang, Varsha Kishore, Felix Wu, Kilian Q Weinberger, and Yoav Artzi. 2019. Bertscore: Evaluating text generation with bert. In *International Conference on Learning Representations*.
- Shi Zhi, Yicheng Sun, Jiayi Liu, Chao Zhang, and Jiawei Han. 2017. [Claimverif: A real-time claim verification system using the web and fact databases](#). In *Proceedings of the 2017 ACM on Conference on Information and Knowledge Management, CIKM '17*, page 2555–2558, New York, NY, USA. Association for Computing Machinery.

## A Appendix

### A.1 Task Motivation

Claim normalization holds significant promise in combating the spread of misinformation by streamlining fact-checking processes and enhancing the reliability of retrieved evidence. To substantiate our hypothesis regarding the effectiveness of claim normalization, we conducted a well-structured retrieval experiment using the Google API. The objective was to demonstrate the practical benefits of claim normalization in assisting fact-checkers. We randomly selected a sample of 35 instances from our dataset, encompassing social media posts and their normalized claims. Leveraging the capabilities of the Google API, we sought the top 5 most relevant articles for each post and its normalized claim. In a meticulous evaluation process, three annotators individually assessed the relevance (0 or 1) of each retrieved article to the input (post or normalized claim). We then employed majority voting to determine the final relevance score for each retrieved article.

As depicted in Table 7, the results of our experiment consistently demonstrated the advantage of normalized claims in evidence retrieval. In top- $k$  precision evaluations for various values of  $k$  (1, 3, and 5), normalized claims consistently outperformed their corresponding source posts. This observation indicates that claim normalization is not merely a theoretical concept; but significantly enhances the efficiency of evidence retrieval, resulting in more concise and effective tools for aiding the fact-checking process.

	P@1	P@3	P@5
Post	0.82	0.64	0.58
Normalized Claim	<b>0.88</b>	<b>0.73</b>	<b>0.69</b>

Table 7: Comparative top- $k$  precision evaluations of Normalized Claim vs. Original Posts in Evidence Retrieval

### A.2 Prompt-tuning

Raffel et al. (2020) demonstrated that prompt-tuning could enable controllable text generation in T5-based models. We also investigate the effect of affixing different prompts to the given input on the performance of T5-based models for normalized claim generation, along with GPT-3 (text-davinci-003) (Brown et al., 2020). We concoct various prompts that are suffixed with the

input text before inference, in a zero-shot setting. We discuss our different prompts  $P_i$  as follows:

**Uncontrolled.** We investigate the use of the traditional prompt ‘*summarize*’ for uncontrollable models. This prompt lacks specific control signals, making it *uncontrolled* as it does not provide explicit guidance with specific attributes.

**Token Limit.** In our analysis, we found that normalized claims written by fact-checkers typically adhere to around ten words, as shown in Figure 4. Thus, to control the length of normalized claims, we utilize the prompt ‘*summarize within the length of 10 tokens*’.

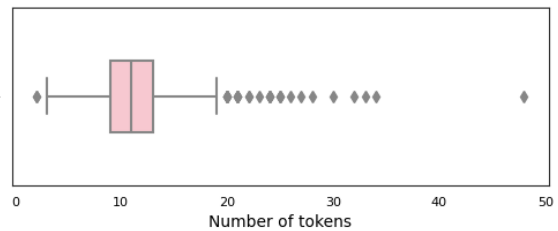


Figure 4: Box-plot for the number of tokens in normalized claims in CLAN.

**Abstractness.** Abstractness quantifies how much the generated text’s words, and phrases differ from those extracted directly from it. Precisely, the more n-grams overlap between a summary and its original document, the less abstractive a summary is. Thus, to control the abstractness of the generated normalized claims, we utilize the prompt ‘*summarize with abstractness of  $a$* ’ where ‘ $a$ ’ represents a value within the range of 0 to 1, denoting the desired level of abstractness. Inspired by Dreyer et al. (2023), we compute abstractness score ( $a_i$ ) for each pair of a post ( $p_i$ ) and a normalized claim ( $s_i$ ), and then we take an average across all examples:

$$a_i = (1 - X(p_i, s_i)) \quad (1)$$

where we define  $X$  as the harmonic mean of uni-gram overlaps precision, bi-gram overlap precision, and longest sub-sequence overlap precision. We found the average abstractness ( $a$ ) to be around 0.8.

**Single Sentence.** The normalized claim written by fact-checkers often consists of a concise one-sentence summary of the post. We use the prompt ‘*summarise in one sentence*’ to limit the normalized claims to a single-sentence summary, ensuring brevity and conciseness in delivering the pivotal assertion.

**Claim-centric.** The task at hand is more than



just a text summary; it transcends the conventional approach by condensing the text and seeking to discern and to encapsulate the central claim within the text concisely. Thus, we formulate the prompt ‘*summarize the text identifying the central assertion*’ to helm the model to focus on the central assertion in the given text.

**Entity-centric.** Similarly to the claim-centric prompt, we investigate the technique of creating entity-centered summaries using the prompt, ‘*summarize the text focusing on the given keywords ( $kw_1, kw_2, kw_3, \dots, kw_n$ )*’. In this approach, we use Open Information Extraction (OpenIE) (Angeli et al., 2015) to extract subject-verb-object triples from the input texts.<sup>7</sup> Subsequently, we compile a keyword list encompassing all subjects and all objects within the text. The objective is to direct the model in producing summaries that align most with the subject and the object mentioned in the text.

**Results.** We report the results of our zero-shot prompt-tuning in Table 8. We observed that in T5-based models, prompt-tuning yielded no major improvements; rather, it decreased the performance of the models as compared to the ‘uncontrolled’ prompt. However, GPT-3 (text-davinci-003) showed some improvements when using these prompts.

### A.3 In-Context Learning Templates

In Figure 5, we show the templates used for the three in-context learning methods used for GPT-3 (text-davinci-003) as mentioned in Section 5.

### A.4 Few-Shot Additional Results

We report 50 and 100-shot results in Table 9. We observe that introducing more examples to the model, did not help much.

### A.5 Implementation Details

We perform basic data cleaning like removing non-alphanumeric characters, removing links and hash-tags, etc on our dataset CLAN, using *nltk*. For a standardized evaluation, we rely on widely recognized evaluation libraries such as *py-rouge*, *nltk-bleu*, *nltk-meteor*, and *hugging-face bert-score*.<sup>8</sup>

<sup>7</sup><https://github.com/philipperemy/Stanford-OpenIE-Python>

<sup>8</sup><https://pypi.org/project/py-rouge/>, [https://www.nltk.org/\\_modules/nltk/translate/bleu\\_score.html](https://www.nltk.org/_modules/nltk/translate/bleu_score.html), [https://www.nltk.org/api/nltk.translate.meteor\\_score.html](https://www.nltk.org/api/nltk.translate.meteor_score.html), <https://huggingface.co/spaces/evaluate-metric/bertscore>

We train all models for 50 epochs, with early stopping based on validation loss. We set patience value as 5 and optimize the models with Adam optimizer. Weight decay is set to 0.01. For our proposed approach CACN, we use GPT-3 (text-davinci-003) as base model. Max length of generated response is set to 120 with temperature 0.6.

### A.6 Human Evaluation Criteria

Following van der Lee et al. (2021), we define the four human evaluation metrics as follows:

1. Fluency: Measures the linguistic proficiency exhibited by the generated responses.
2. Coherence: Evaluates the intrinsic structure and organization of the generated normalized claims.
3. Relevance: Appraises the discerning selection of contextually appropriate content within the generated response.
4. Factual Consistency: Examines the intricate alignment between the factual accuracy of the generated response and the source text.

	Model	ROUGE-1			ROUGE-2			ROUGE-L			BLEU-4	METEOR	BERTScore
		P	R	F1	P	R	F1	P	R	F1			
$T5_{BASE}$	UNCONTROLLED	23.38	42.25	27.79	11.16	19.54	13.14	20.29	36.52	24.10	4.30	28.45	85.36
	TOKEN-LIMIT	22.87	42.71	27.59	11.42	20.61	13.60	20.21	37.47	24.34	4.60	28.67	85.31
	ABSTRACTNESS	23.02	42.21	27.58	11.40	20.20	13.47	20.17	36.79	24.16	4.53	28.46	85.41
	SINGLE SENTENCE	21.06	31.19	23.07	9.61	14.02	10.46	18.30	26.75	19.96	3.57	21.77	84.41
	CLAIM-CENTRIC	19.76	38.89	24.20	8.90	17.94	10.96	17.37	34.33	21.38	3.51	25.77	84.58
	ENTITY-CENTRIC	19.08	32.88	22.63	8.37	14.29	9.91	16.66	28.70	19.81	3.26	20.11	83.20
$T5_{LARGE}$	UNCONTROLLED	24.80	43.71	<b>29.08</b>	<b>12.44</b>	20.93	14.31	21.58	37.82	<b>25.30</b>	<b>5.01</b>	29.36	85.65
	TOKEN-LIMIT	14.51	36.24	19.53	6.24	16.01	8.45	12.79	32.47	17.33	2.56	22.13	82.08
	ABSTRACTNESS	23.53	44.44	28.62	11.69	20.98	13.96	20.66	38.64	25.10	5.02	29.74	85.58
	SINGLE SENTENCE	23.92	44.73	28.92	11.81	21.04	<b>14.04</b>	20.82	38.60	25.16	4.90	29.94	85.65
	CLAIM-CENTRIC	11.61	33.36	16.44	4.95	14.77	7.08	10.50	30.70	14.97	2.38	19.64	80.99
	ENTITY-CENTRIC	12.35	30.61	16.55	5.13	13.42	7.01	10.91	27.22	14.65	2.20	18.07	82.11
GPT-3	UNCONTROLLED	19.17	48.22	24.77	7.17	19.69	9.51	16.09	40.49	20.76	3.09	27.60	86.77
	TOKEN-LIMIT	<b>26.29</b>	40.66	28.92	9.75	15.03	10.59	<b>22.24</b>	34.07	24.34	3.75	26.25	87.11
	ABSTRACTNESS	15.74	54.44	23.27	6.14	22.29	9.17	12.52	44.37	18.63	2.84	29.50	86.91
	SINGLE SENTENCE	22.81	44.71	28.46	8.78	17.72	11.07	18.60	37.37	23.43	4.27	29.02	<b>87.85</b>
	CLAIM-CENTRIC	14.03	<b>56.41</b>	21.72	5.53	<b>23.93</b>	8.68	11.11	<b>46.18</b>	17.33	2.59	25.88	86.50
	ENTITY-CENTRIC	18.92	53.52	26.34	7.74	22.41	10.82	15.26	43.90	21.34	3.67	<b>30.98</b>	87.16

Table 8: Zero-shot prompt-tuning results for T5 and GPT-3 models on our dataset CLAN.

Training Samples	Model	ROUGE-1			ROUGE-2			ROUGE-L			BLEU-4	METEOR	BERTScore
		P	R	F1	P	R	F1	P	R	F1			
50	$T5_{BASE}$	21.57	44.24	27.46	9.88	20.36	12.58	18.32	37.78	23.41	4.05	28.64	84.97
	$T5_{LARGE}$	22.00	45.86	28.11	10.24	21.11	13.03	18.71	38.83	23.90	4.22	29.49	85.11
	$BART_{BASE}$	20.10	53.16	25.65	10.15	25.02	12.61	17.35	44.93	22.00	4.11	29.66	84.71
	$BART_{LARGE}$	19.63	52.96	25.20	9.78	24.73	12.21	16.94	44.88	21.61	3.97	29.46	84.65
	FLAN- $T5_{BASE}$	23.16	42.87	28.14	10.62	19.60	12.91	19.92	36.79	24.26	4.43	28.30	85.35
	FLAN- $T5_{LARGE}$	22.38	29.63	19.97	10.69	13.25	9.51	20.49	25.92	17.84	3.03	18.92	77.84
	PEGASUS	15.24	40.28	20.83	7.15	18.29	9.58	13.38	35.84	18.34	3.44	24.71	80.02
100	$T5_{BASE}$	21.55	44.24	27.45	9.87	20.36	12.57	18.31	37.78	23.40	4.04	28.65	84.97
	$T5_{LARGE}$	21.97	45.72	28.06	10.24	21.06	13.02	18.69	38.78	23.86	4.22	29.47	85.11
	$BART_{BASE}$	20.09	53.28	25.65	10.15	24.97	12.60	17.35	44.91	22.00	4.11	29.61	84.72
	$BART_{LARGE}$	19.68	53.00	25.26	9.80	24.72	12.22	16.99	44.94	21.67	3.97	29.43	84.66
	FLAN- $T5_{BASE}$	23.19	42.91	28.18	10.65	19.63	12.94	19.96	36.85	24.32	4.43	28.29	85.36
	FLAN- $T5_{LARGE}$	22.38	29.63	19.97	10.69	13.25	9.51	20.49	25.92	17.84	3.03	18.92	77.85
	PEGASUS	15.30	40.30	20.88	7.16	18.27	9.58	13.41	35.89	18.37	3.43	24.74	80.02

Table 9: Few-shot results on our dataset CLAN.

### DIRECT

For the given post get the normalized claim:

Post: "Cough CPR is a form of self CPR. Coughing increases intrathoracic pressure and squeezes blood out of the heart into the aorta. Theoretically, one can remain conscious if one continues to cough during a cardiac arrest (not heart attack without cardiac arrest – all heart attacks do not cause cardiac arrest).  
Normalized claim: Cough CPR can prevent cardiac arrest.

< ----- more in-context examples here ----- >

For the given post get the normalized claim:

Post: <input\_post>

Normalized claim: <generated\_response>

---

### Q-GUIDED

What is being claimed in the given post?

Cough CPR is a form of self CPR. Coughing increases intrathoracic pressure and squeezes blood out of the heart into the aorta. Theoretically, one can remain conscious if one continues to cough during a cardiac arrest (not heart attack without cardiac arrest – all heart attacks do not cause cardiac arrest).  
The answer is: Cough CPR can prevent cardiac arrest.

< ----- more in-context examples here ----- >

What is being claimed in the given post?

<input\_post>

The answer is: <generated\_response>

---

### ZS-CoT

Identify the central claim in the given post. Let's think step-by-step.

Post: <input\_post>

Central claim: <generated\_response>

---

Figure 5: Templates for in-context learning prompts used for GPT-3 (text-davinci-003).