
Improving Molecular Properties Prediction Through Latent Space Fusion

Eduardo Soares
IBM Research - Brazil
eduardo.soares@ibm.com

Akihiro Kishimoto
IBM Research - Japan
akihiro.kishimoto@ibm.com

Emilio Vital Brazil
IBM Research - Brazil
evital@br.ibm.com

Seiji Takeda
IBM Research - Japan
seijitkd@jp.ibm.com

Hiroshi Kajino
IBM Research - Japan
kajino@jp.ibm.com

Renato Cerqueira
IBM Research - Brazil
rcerq@br.ibm.com

Abstract

Pre-trained Language Models have emerged as promising tools for predicting molecular properties, yet their development is in its early stages, necessitating further research to enhance their efficacy and address challenges such as generalization and sample efficiency. In this paper, we present a multi-view approach that combines latent spaces derived from state-of-the-art chemical models. Our approach relies on two pivotal elements: the embeddings derived from MHG-GNN, which represent molecular structures as graphs, and MoLFormer embeddings rooted in chemical language. The attention mechanism of MoLFormer is able to identify relations between two atoms even when their distance is far apart, while the GNN of MHG-GNN can more precisely capture relations among multiple atoms closely located. In this work, we demonstrate the superior performance of our proposed multi-view approach compared to existing state-of-the-art methods, including MoLFormer-XL, which was trained on 1.1 billion molecules, particularly in intricate tasks such as predicting clinical trial drug toxicity and inhibiting HIV replication. We assessed our approach using six benchmark datasets from MoleculeNet, where it outperformed competitors in five of them. Our study highlights the potential of latent space fusion and feature integration for advancing molecular property prediction. In this work, we use small versions of MHG-GNN and MoLFormer, which opens up an opportunity for further improvement when our approach uses a larger-scale dataset.

1 Introduction

Chemical-based machine learning has gained widespread adoption as an efficient and accurate approach for predicting molecular properties, owing to its capacity to effectively represent crucial structural aspects of molecules [1, 2, 3]. Recent advancements in foundational models have shown promising results by leveraging chemical language representations through a two-step process of pre-training on extensive unlabeled corpora and subsequent fine-tuning on specific downstream tasks of interest [4, 5, 6].

Despite the emergence of pre-trained Language Models as viable options for molecular property prediction [7, 8, 9], they are still in their nascent stages of development. There is a pressing need for further research to enhance their performance and address issues like generalization and sample efficiency [10, 11].

Furthermore, recent discussions have emphasized the pivotal role of enhancing data quality and representations in elevating the overall quality of generated models and diminishing the reliance on excessively large models [12, 13]. The incorporation of high-quality data and representations has the potential to advance the state-of-the-art in pre-trained Language Models while concurrently decreasing the dataset volume and training computational resources [12]. Of equal significance, the adoption of smaller models that necessitate less extensive training can substantially mitigate the environmental impact associated with large pre-trained Language Models [12].

In this study, we introduce a multi-view approach that leverages on the fusion of latent spaces from different natures generated by two state-of-the-art chemical-based models, namely MoLFormer-base [14] which is based on Transformers, and MHG-GNN a graph-based approach. Our approach is geared towards enhancing the prediction of molecular properties. Our findings demonstrate that our proposed method surpasses existing state-of-the-art algorithms, including the chemical language-based MoLFormer-XL, when it comes to tackling intricate tasks like predicting the toxicity of drugs in clinical trials and gauging the potential of small molecules to inhibit HIV replication. These challenging tasks are part of the MoleculeNet benchmark dataset [15]. Furthermore, our approach exhibits superior performance in five out of six datasets studied during our experiments.

It is also important to highlight that the proposed approach refers to a fusion of latent spaces of models that were trained on 1.7 million molecules (combined), and consistently performed better than MoLFormer-XL which was trained on 1.1 billion molecules. This prompts the discussion of the necessity of very large models which are costly, resource-hungry, and laborious. In fact, our approach opens up promising avenues for future research in molecular property prediction. By leveraging the fusion of latent spaces and feature sets, we have demonstrated a significant enhancement in performance that holds potential for advancing the field.

2 Methodology

In this section, we explain the methodological framework delineated within this study. As depicted in Figure 1, we present an intricately devised schema for latent space fusion. Our approach relies on two pivotal elements: the embeddings derived from MHG-GNN, which represent molecular structures as graphs, and MoLFormer embeddings rooted in chemical language. This fusion of latent spaces is used for downstream tasks aiming at the prediction of molecular properties.

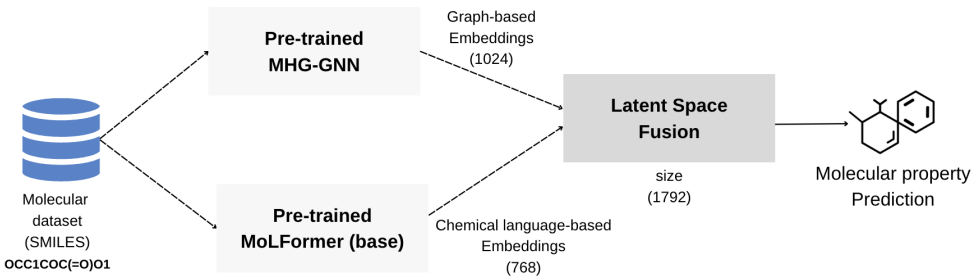


Figure 1: General architecture of the proposed multi-view approach.

Our approach combines two orthogonal embeddings. A GNN architecture of MHG-GNN can more accurately capture molecular substructures than MoLFormer. On the other hand, a self-attention mechanism of MoLFormer has advantage of accounting for a relation between one atom to the other atoms even if their distances are larger than the radius of GNN.

We extract the embeddings for each SMILES contained in the dataset that we are exploring based on the pre-trained networks. For the MHG-GNN the embeddings space has the size of 1024, for

MoLFormer-base the embeddings size is 768. Then, the resulting fused latent space has the size of 1792. Details of the employed models are described in the next subsections. XGBoost [16] with *optuna* [17] optimizer was employed as predictor.

2.1 MHG-GNN

MHG-GNN [18] is an autoencoder that combines GNN with Molecular Hypergraph Grammar (MHG) introduced for MHG-VAE [19]. Unlike existing autoencoders that receive their input and output in the same format, MHG-GNN receives them in a different format. MHG-GNN receives a molecular structure represented as a graph. The encoder constructed as Graph Isomorphism Network [20] that additionally considers edges encodes that graph to its corresponding latent vector [21]. The decoder constructed as GRU and with several neural network models decodes that latent vector to the original molecular structure represented as a sequence of production rules on molecular hypergraphs. The production rules are generated from the dataset for pre-training.

MHG-GNN can inherit advantage of MHG-VAE that can always generate structurally valid molecular structures when decoding latent vectors. Additionally, MHG-GNN can always embed graph structures to their latent vectors, whereas the encoder of MHG-VAE cannot always; it cannot accept a molecule that cannot be represented by a set of production rules generated from the dataset for pretraining. Finally, thanks to GNN, MHG-GNN has more direct understanding to the structural information than language-based models, which may capture different characteristics than MoLFormer.

We used the model trained in the same steps described in [18] and with a radius of 3 (i.e., the iteration size for message passing step in GNN). With these configurations, MHG-GNN generates 1024 embeddings. MHG-GNN was pre-trained on 1,381,747 molecules extracted from the PubChem database in its training part, this process generates 16,362 rules that represent these molecules.

2.2 MoLFormer

MoLFormer [14], is a large-scale masked chemical language model that processes inputs through a series of blocks that alternate between self-attention and feed-forward connections. MoLFormer was trained in a self-supervision manner with 1.1 billion molecules from PubChem and ZINC datasets and uses tokenization process, as detailed in [22]. The MoLFormer vocabulary includes 2362 unique chemical tokens. These tokens are used to fine-tune or retrain the MoLFormer model. To reduce computation time, the sequence length has been limited to a range of 202 tokens as 99.4% percent of all 1.1 billion molecules contain less than 202 tokens.

MOLFORMER is equipped with a self-attention mechanism that allows the network to construct complex representations that incorporate context from across the sequence of SMILES. By transforming the sequence features into queries (q), keys (k), and value (v) representations, attention mechanisms can weigh the importance of different elements within the sequence. This enables the model to learn highly informative representations of the input data, making it a powerful tool for predicting molecular properties.

In this work, we used the base version of the MoLFormer that was trained on a small portion of molecules compared to the MoLFormer-XL version. The MoLFormer-base version it is publicly available at <https://github.com/IBM/molformer>.

3 Results

To assess the efficacy of our proposed methodology, we conducted comprehensive experiments using six distinct benchmark datasets. These datasets encompass a wide spectrum of tasks, ranging from predicting the physical and biophysical properties to the physiological attributes of small molecule chemicals. The datasets were sourced from MoleculeNet [15], and their characteristics are summarized in Table 1. To gauge the performance of our models, we employed AUC-ROC as the evaluation metric, employing scaffold splits for the assessments. For a fair comparison, the train/validation/test split employed here was the same as [14].

Table 2 offers a comprehensive overview of the comparative performance between our proposed multi-view approach and state-of-the-art algorithms on various benchmark datasets. A keen analysis of the table reveals that the multi-view approach, which leverages the fusion of embeddings, outperforms its

Table 1: Benchmark datasets from MoleculeNet

Dataset	Description	number samples
BBBP	Blood brain barrier penetration dataset	2039
Tox21	Toxicity measurements on 12 different targets	7831
ClinTox	Clinical trial toxicity of drugs	1478
HIV	Ability of small molecules to inhibit HIV replication	41127
BACE	Binding results for a set of inhibitors for β - secretase 1	1513
SIDER	Drug side effect on different organ classes	1427

counterparts in 5 out of 6 datasets, underscoring its potential to excel in diverse domains. Particularly noteworthy is the consistent superiority of our fusion-based approach over the MHG-GNN and MoLFormer-Base methods in all conducted experiments. This pattern of success across multiple datasets strongly suggests that the fusion of embeddings from different natures plays a pivotal role in enhancing the algorithm’s performance.

Table 2: Methods and Performance

Method	Dataset					
	BBBP	ClinTox	HIV	BACE	SIDER	Tox21
RF[14]	71.4	71.3	78.1	86.7	68.4	76.9
SVM[14]	72.9	66.9	79.2	86.2	68.2	81.8
MGCN[23]	85.0	63.4	73.8	73.4	55.2	70.7
D-MPNN[24]	71.2	90.5	75.0	85.3	63.2	68.9
DimeNet[25]	-	76.0	-	-	61.5	78.0
Hu, et al.[26]	70.8	78.9	80.2	85.9	65.2	78.7
N-Gram[27]	91.2	85.5	83.0	87.6	63.2	76.9
MolCLR[28]	73.6	93.2	80.6	89.0	68.0	79.8
GraphMVP[29]	72.4	77.5	77.0	81.2	63.9	74.4
GeomGCL[29]	-	91.9	-	-	64.8	85.0
GEM[1]	72.4	90.1	80.6	85.6	67.2	78.1
ChemBerta[30]	64.3	90.6	62.2	-	-	-
MoLFormer-XL[14]	93.7	94.8	82.2	88.21	69.0	84.7
MoLFormer-Base[14]	90.9	77.7	82.8	64.8	61.3	43.2
MHG-GNN	93.48	89.97	83.40	87.29	67.62	77.50
Latent Space fusion (MHG-GNN and MoLFormer-Base)	94.19	98.75	86.08	90.37	69.88	80.46

Our proposed fusion-based approach harnesses the power of 768 embeddings from transformers-based MoLFormer-Base and 1024 embeddings from graph-based MHG-GNN, capitalizing on their complementary strengths to excel in a variety of challenging tasks.

It is important to highlight that we use the fusion of latent spaces of two small models when compared to the state-of-the-art, MoLFormer-base and MHG-GNN was pre-trained in a small portion of selected molecules from PubChem. The fusion of these smalls performed better than MoLFormer-XL which was trained in 1.1 billion molecules in 5 out of 6 benchmarks datasets. This not only highlights our method’s effectiveness but also paves the way for additional enhancements when our approach leverages a larger-scale dataset.

In conclusion, the findings showcased in Table 2 underscore the potential of our proposed multi-view approach, emphasizing its ability to harness diverse features for improved performance in various complex tasks. Future experiments should focus on different fusion strategies, as well as better quality features/embeddings.

4 Conclusion

This paper introduces a multi-view approach that synergizes the latent spaces of two state-of-the-art algorithms for molecules properties prediction, MoLFormer-base and MHG-GNN, to deliver superior performance across a range of demanding tasks sourced from the MoleculeNet dataset. Our proposed method has consistently outperformed the state-of-the-art competitors on 5 out of 6 benchmark datasets, showcasing its robustness and versatility.

The proposed multi-view approach used features from models trained on small datasets and performed consistently better than MoLFormer-XL, state-of-the-art, which was trained on 1.1 billion molecules. This opens up an opportunity for further improvement when our approach uses a larger-scale dataset.

Future research direction will focus on the exploration of diverse fusion techniques and the integration of high-quality features and embeddings for refining our approach. These findings offer a promising direction for enhancing the accuracy and effectiveness of molecular property prediction.

References

- [1] X. Fang, L. Liu, J. Lei, D. He, S. Zhang, J. Zhou, F. Wang, H. Wu, and H. Wang, "Geometry-enhanced molecular representation learning for property prediction," *Nature Machine Intelligence*, vol. 4, no. 2, pp. 127–134, 2022.
- [2] O. Wieder, S. Kohlbacher, M. Kuenemann, A. Garon, P. Ducrot, T. Seidel, and T. Langer, "A compact review of molecular property prediction with graph neural networks," *Drug Discovery Today: Technologies*, vol. 37, pp. 1–12, 2020.
- [3] J. Shen and C. A. Nicolaou, "Molecular property prediction: recent trends in the era of artificial intelligence," *Drug Discovery Today: Technologies*, vol. 32, pp. 29–36, 2019.
- [4] S. Takeda, A. Kishimoto, L. Hamada, D. Nakano, and J. R. Smith, "Foundation model for material science," in *Proceedings of the AAAI Conference on Artificial Intelligence*, vol. 37, no. 13, 2023, pp. 15 376–15 383.
- [5] E. Soares, E. V. Brazil, K. F. A. Gutierrez, R. Cerqueira, D. Sanders, K. Schmidt, and D. Zubarev, "Beyond chemical language: A multimodal approach to enhance molecular property prediction," *arXiv preprint arXiv:2306.14919*, 2023.
- [6] S. Horawalavithana, E. Ayton, S. Sharma, S. Howland, M. Subramanian, S. Vasquez, R. Cosbey, M. Glenski, and S. Volkova, "Foundation models of scientific knowledge for chemistry: Opportunities, challenges and lessons learned," in *Proceedings of BigScience Episode# 5–Workshop on Challenges & Perspectives in Creating Large Language Models*, 2022, pp. 160–172.
- [7] A. D. White, "The future of chemistry is language," *Nature Reviews Chemistry*, pp. 1–2, 2023.
- [8] J. Pan, "Large language model for molecular chemistry," *Nature Computational Science*, vol. 3, no. 1, pp. 5–5, 2023.
- [9] A. D. White, G. M. Hocky, H. A. Gandhi, M. Ansari, S. Cox, G. P. Wellawatte, S. Sasmal, Z. Yang, K. Liu, Y. Singh *et al.*, "Do large language models know chemistry?" 2022.
- [10] S. Wang, Y. Guo, Y. Wang, H. Sun, and J. Huang, "Smiles-bert: large scale unsupervised pre-training for molecular property prediction," in *Proceedings of the 10th ACM international conference on bioinformatics, computational biology and health informatics*, 2019, pp. 429–436.
- [11] M. Moret, F. Grisoni, P. Katzberger, and G. Schneider, "Perplexity-based molecule ranking and bias estimation of chemical language models," *Journal of chemical information and modeling*, vol. 62, no. 5, pp. 1199–1206, 2022.
- [12] S. Gunasekar, Y. Zhang, J. Aneja, C. C. T. Mendes, A. Del Giorno, S. Gopi, M. Javaheripi, P. Kauffmann, G. de Rosa, O. Saarikivi *et al.*, "Textbooks are all you need," *arXiv preprint arXiv:2306.11644*, 2023.
- [13] R. Eldan and Y. Li, "Tinystories: How small can language models be and still speak coherent english?" *arXiv preprint arXiv:2305.07759*, 2023.
- [14] J. Ross, B. Belgodere, V. Chenthamarakshan, I. Padhi, Y. Mroueh, and P. Das, "Large-scale chemical language representations capture molecular structure and properties," *Nature Machine Intelligence*, vol. 4, no. 12, pp. 1256–1264, 2022.
- [15] Z. Wu, B. Ramsundar, E. N. Feinberg, J. Gomes, C. Geniesse, A. S. Pappu, K. Leswing, and V. Pande, "Moleculenet: a benchmark for molecular machine learning," *Chemical science*, vol. 9, no. 2, pp. 513–530, 2018.
- [16] T. Chen, T. He, M. Benesty, V. Khotilovich, Y. Tang, H. Cho, K. Chen, R. Mitchell, I. Cano, T. Zhou *et al.*, "Xgboost: extreme gradient boosting," *R package version 0.4-2*, vol. 1, no. 4, pp. 1–4, 2015.
- [17] T. Akiba, S. Sano, T. Yanase, T. Ohta, and M. Koyama, "Optuna: A next-generation hyperparameter optimization framework," in *Proceedings of the 25th ACM SIGKDD international conference on knowledge discovery & data mining*, 2019, pp. 2623–2631.

- [18] A. Kishimoto, H. Kajino, M. Hirose, J. Fuchiwaki, I. Priyadarsini, L. Hamada, H. Shinohara, D. Nakano, and S. Takeda, "Mhg-gnn: Combination of molecular hypergraph grammar with graph neural network," 2023.
- [19] H. Kajino, "Molecular hypergraph grammar with its application to molecular optimization," in *ICML*, 2019, pp. 3183–3191, also see the supplementary material available at <http://proceedings.mlr.press/v97/kajino19a/kajino19a-supp.pdf>.
- [20] K. Xu, W. Hu, J. Leskovec, and S. Jegelka, "How powerful are graph neural networks?" in *ICLR*, 2019.
- [21] W. Hu, B. Liu, J. Gomes, M. Zitnik, P. Liang, V. Pande, and J. Leskovec, "Strategies for pre-training graph neural networks," in *ICRL*, 2020.
- [22] P. Schwaller, T. Laino, T. Gaudin, P. Bolgar, C. A. Hunter, C. Bekas, and A. A. Lee, "Molecular transformer: a model for uncertainty-calibrated chemical reaction prediction," *ACS central science*, vol. 5, no. 9, pp. 1572–1583, 2019.
- [23] C. Lu, Q. Liu, C. Wang, Z. Huang, P. Lin, and L. He, "Molecular property prediction: A multilevel quantum interactions modeling perspective," in *Proceedings of the AAAI conference on artificial intelligence*, vol. 33, no. 01, 2019, pp. 1052–1060.
- [24] K. Yang, K. Swanson, W. Jin, C. Coley, P. Eiden, H. Gao, A. Guzman-Perez, T. Hopper, B. Kelley, M. Mathea *et al.*, "Analyzing learned molecular representations for property prediction," *Journal of chemical information and modeling*, vol. 59, no. 8, pp. 3370–3388, 2019.
- [25] J. Gasteiger, J. Groß, and S. Günnemann, "Directional message passing for molecular graphs," *arXiv preprint arXiv:2003.03123*, 2020.
- [26] W. Hu, B. Liu, J. Gomes, M. Zitnik, P. Liang, V. Pande, and J. Leskovec, "Strategies for pre-training graph neural networks," *arXiv preprint arXiv:1905.12265*, 2019.
- [27] S. Liu, M. F. Demirel, and Y. Liang, "N-gram graph: Simple unsupervised representation for graphs, with applications to molecules," *Advances in neural information processing systems*, vol. 32, 2019.
- [28] Y. Wang, J. Wang, Z. Cao, and A. Barati Farimani, "Molecular contrastive learning of representations via graph neural networks," *Nature Machine Intelligence*, vol. 4, no. 3, pp. 279–287, 2022.
- [29] S. Liu, H. Wang, W. Liu, J. Lasenby, H. Guo, and J. Tang, "Pre-training molecular graph representation with 3d geometry," *arXiv preprint arXiv:2110.07728*, 2021.
- [30] S. Chithrananda, G. Grand, and B. Ramsundar, "Chemberta: large-scale self-supervised pretraining for molecular property prediction," *arXiv preprint arXiv:2010.09885*, 2020.

Supplementary Materials

ROC-AUC curves for single task datasets

In this section, we present ROC-AUC curves for three single-task datasets: BBBP, HIV, and BACE. These curves serve as a visual representation of our proposed model's ability to discriminate between two classes at varying threshold levels. A higher AUC value corresponds to superior classification performance.

Fig 2 illustrates the ROC-AUC curve for the BBBP dataset. The proposed multi-view approach obtained an AUC score of 94.19, surpassing the state-of-the-art for this task which was the MoLFormer-XL with an AUC score of 93.7.

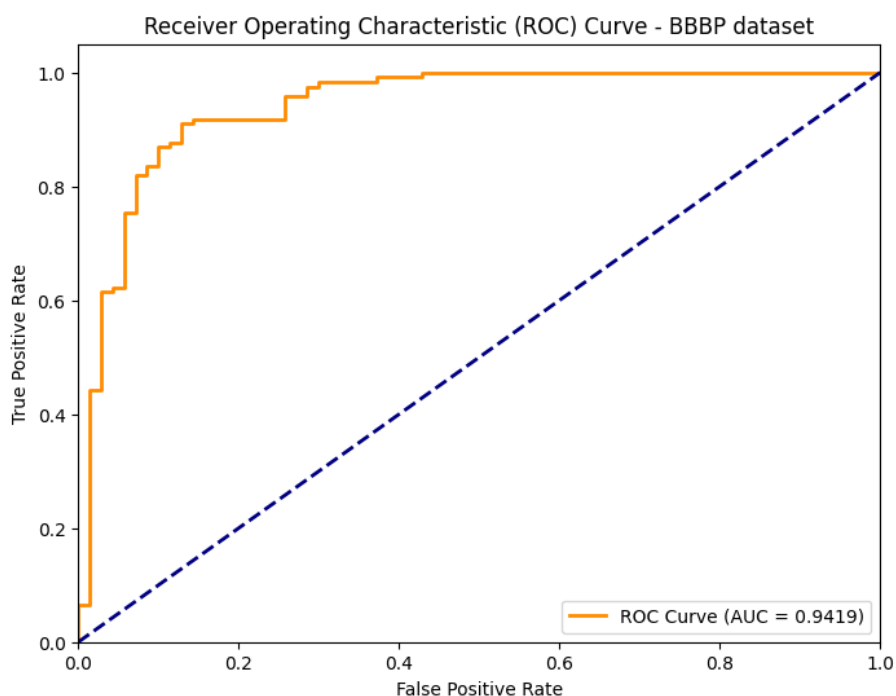


Figure 2: ROC-AUC curve for the BBBP dataset.

Fig 3 illustrates the ROC-AUC curve for the HIV dataset. The HIV dataset involve predicting whether a compound has anti-HIV activity. This can be crucial in the development of antiretroviral drugs. The proposed multi-view approach obtained an AUC score of 86.09, which is better than the other state-of-the-art algorithms.

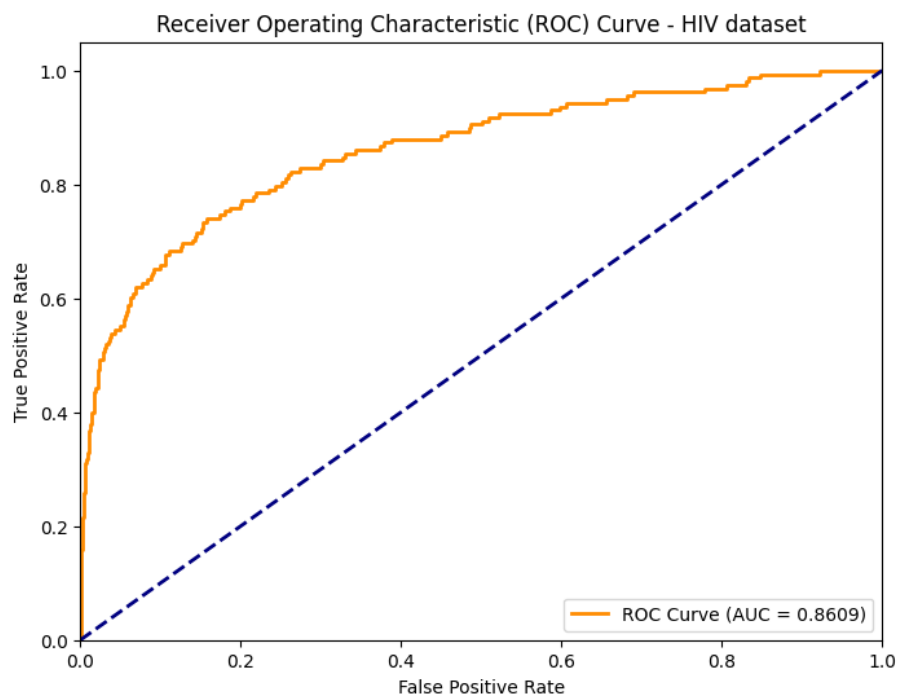


Figure 3: ROC-AUC curve for the HIV dataset.

The BACE dataset refers to an enzyme involved in the formation of beta-amyloid plaques, which are associated with Alzheimer's disease [15]. Therefore, the BACE dataset involves the prediction of whether a compound inhibits or activates this enzyme, which can be relevant for Alzheimer's drug development [15]. Fig. 4 illustrates the ROC-AUC curve for the proposed approach to this task. The proposed approach obtained an AUC score of 90.37 which is better than the current state-of-the-art approaches.

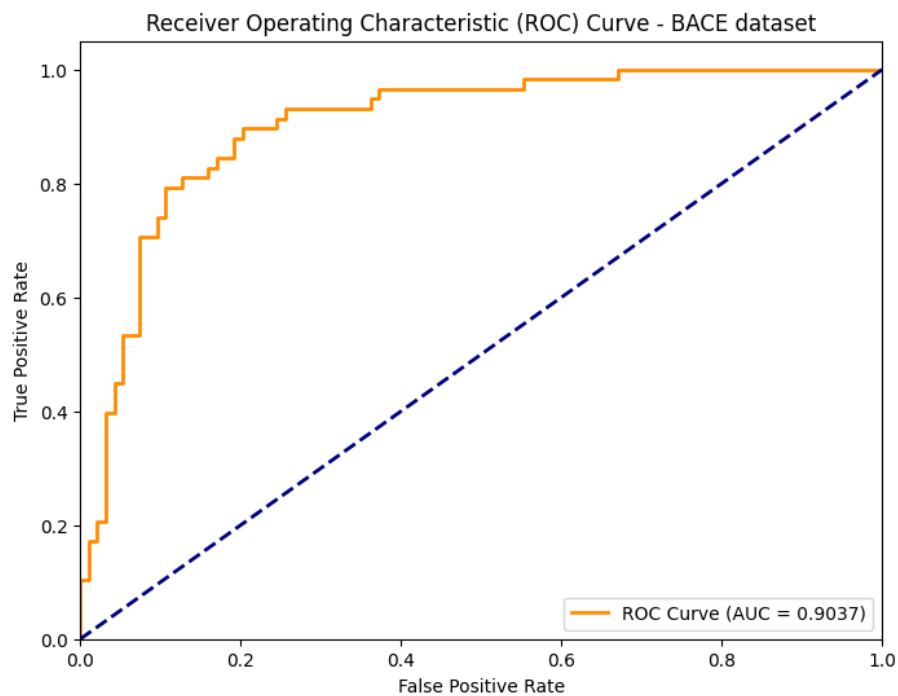


Figure 4: ROC-AUC curve for the BACE dataset.