
FairBranch: Fairness Conflict Correction on Task-group Branches for Fair Multi-Task Learning

Arjun Roy[§]
Free University of Berlin;
FI CODE,
Bundeswehr University
Munich, Germany

Christos Koutlis
ITI CERTH
Thessaloniki, Greece

Symeon Papadopoulos
ITI CERTH
Thessaloniki, Greece

Eirini Ntoutsis
FI CODE,
Bundeswehr University
Munich, Germany

Abstract

The generalisation capacity of Multi-Task Learning (MTL), gets limited when unrelated tasks negatively impact each other by updating shared parameters with conflicting gradients. This is known as *negative transfer* and leads to a drop in MTL accuracy compared to single-task learning (STL). Lately, there has been a growing focus on the fairness of MTL models, requiring the optimization of both accuracy and fairness for individual tasks. Analogously to negative transfer for accuracy, task-specific fairness considerations might adversely affect the fairness of other tasks when there is a conflict of fairness loss gradients between the jointly learned tasks - we refer to this as *bias transfer*. To address both negative- and bias-transfer in MTL, we propose a novel method called *FairBranch*, which branches the MTL model by assessing the similarity of learned parameters, thereby grouping related tasks to alleviate negative transfer. Moreover, it incorporates fairness loss gradient conflict correction between adjoining task-group branches to address bias transfer within these task groups. Our experiments on tabular and visual MTL problems show that *FairBranch* outperforms state-of-the-art MTLs on both fairness and accuracy.

1 Introduction

Multi-Task Learning (MTL) are traditionally deep networks trained with fully shared representation layers (parameters) common to all tasks followed by individual task-specific layers to improve model performance across multiple tasks Zhang and Yang (2022). While using fully shared parameters among all tasks, there is a possibility that pairs of tasks may not agree with each other regarding the direction of optimisation, i.e. they may try to update the shared parameters with gradients pulling in conflicting directions Yu et al. (2020). This often results in a performance degradation of the MTL model on specific tasks compared to STL models Ruder (2017), a phenomenon commonly known as *negative transfer* of knowledge Standley et al. (2020).

Fairness implications of MTL (fair-MTL) have recently come into focus Hu et al. (2023); Roy and Ntoutsis (2023); Wang et al. (2021) and it is shown that MTL models can learn biased predictions for specific demographic groups characterized by a protected attribute, such as gender or race, across multiple tasks. Fair-MTL methods can be categorised into in-processing Roy and Ntoutsis (2023); Wang et al. (2021), and post-processing Hu et al. (2023) approaches. While post-processing fair-MTLs learn data driven distance estimators to shift the learned class boundaries towards fair predictions, in-processing methods usually incorporate a fairness loss alongside the accuracy loss for each task, considering both losses in the optimisation process. Our work falls under the in-processing category. In literature, the presence of accuracy-fairness trade-off has been studied Corbett-Davies et al. (2017), and it is often solved using a fairness-accuracy (intra-task in context of MTL) weight Pessach and Shmueli (2022); Wang et al. (2021). Further studies show that improving fairness can positively impact the accuracy in a task Wick et al. (2019); Roy and Ntoutsis (2023).

This research work is funded by the European Union under the Horizon Europe MAMMOth project, Grant Agreement ID: 101070285.

§: Corresponding author: arjun.roy@unibw.de

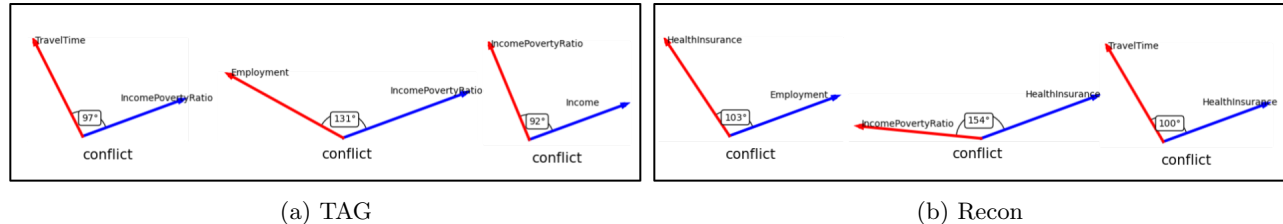


Figure 1: Fairness Loss Gradient Conflicts Observed In State Of The Art (SOTA) MTLs (a) TAG With Task-Grouping and (b) Recon With Gradient Correcting For Mitigating Negative Transfer Of Accuracy: ACS-PUMS Census Data 2018.

Addressing *negative transfer* in vanilla MTL has recently gained attention, with proposed solutions including task-specific weight Chen et al. (2018); Yao et al. (2019), gradient conflict correction Du et al. (2018); Guangyuan et al. (2022); Yu et al. (2020), branching model architecture Lu et al. (2017); Bruggemann et al. (2020); Guangyuan et al. (2022), and learning separate models for each task-group Fifty et al. (2021). However, in fair-MTL, with an added fairness loss for each task, approaches that optimise task-specific weights encounter scalability challenges Roy and Ntoutsis (2023). Similarly, methods that addresses gradient conflicts are often slow, as they require to project, compute, and compare gradient conflicts for every possible combination of task pairs in each epoch, which gets amplified due to the increased possibilities of conflict in fair-MTL (c.f Sec. 5.3). MTLs which currently provide SOTA outcomes in overcoming the challenge of *negative transfer*, may show conflicts on the gradients from the fairness loss. Fig. 1 highlights such example within task-grouping (Fig 1a), and accuracy gradient conflict correcting (Fig. 1b) MTLs. In our study we show (c.f Sec. 5.1) that such conflicts lead to a degradation in fairness of certain tasks. We call this issue *bias transfer*.

This paper jointly addresses the problems of *negative transfer* and *bias transfer* in MTL. We hypothesize that *negative transfer* can be tackled by focusing on accuracy conflict aware task-grouping, while *bias transfer* can be resolved if we correct the fairness gradient conflicts between the tasks. We create small task-group branches within the model based on parameter similarity, and then only correct the intra-group fairness gradient conflicts within every branch. We believe that our novel branching strategy using parameter similarity helps to avoid accuracy loss gradient conflicts, as tasks with similar parameters learning are expected to have similar or same direction of loss gradients. At the same time, limiting the focus of fairness gradient conflict correction within only the task-group branches helps scale to a large number of tasks for the fair-MTL problem. Our key contributions are:

- We introduce the study of *bias transfer* (negative

transfer of fairness) to enable bias-aware sharing of information among the tasks.

- We propose the *FairBranch* MTL algorithm that leverages network similarity based task-groups to branch the network, and performs fairness loss gradient correction within every branch to mitigate bias transfer within the task groups.
- We show that *FairBranch* outperforms SOTA MTL methods in addressing negative and bias transfer.

2 Background And Motivation

2.1 Background setup

We assume a dataset $D = X \times S \times Y$ consisting of a m -dimensional *non-protected attributes* $X \in \mathbb{R}^m$, a *protected attribute* $S \in \mathbb{S}$, and an output part $Y = Y_1 \times \dots \times Y_T$ referring to the associated class labels for the output tasks $1, \dots, T$. For simplicity, we assume binary tasks, i.e., $Y_t \in \mathbb{Z}_2$, with 1 representing a positive (e.g., “granted”) and 0 representing a negative (e.g., “rejected”) class, and a binary protected attribute: $\mathbb{S} = \{g, \bar{g}\}$, where g and \bar{g} represent demographic groups like “female”, and “male”.

Let \mathcal{M} be a deep MTL model with $(d+1)$ layers, parameterized by the set $\theta \in \Theta$ of parameters, which includes: d layers of shared parameters θ_{sh} (i.e., weights of layers shared by all tasks) connected in order of depth from 1 to d , and for every task t a single layer of task-specific parameters θ_t (i.e., weights of the task specific layers) connected to the top layer of θ_{sh} . Formally, we describe the parameters of \mathcal{M} as $\theta = \theta_{sh}^{1, \dots, d} \times \theta_1 \times \dots \times \theta_T$, where $\theta_{sh}^{1, \dots, d}$ indicates that shared parameters extends from depth 1 to d , we use θ_{sh}^b to indicate the parameters at a certain depth b .

To optimise the model \mathcal{M} , for a task t we use the negative log likelihood LeCun et al. (2015) accuracy loss ($\mathcal{L}_t()$) and the robust log Rezaei et al. (2020); Padala and Gujar (2020); Roy and Ntoutsis (2023) fairness loss

($\mathcal{F}_t()$) defined as follows:

$$\begin{aligned} \mathcal{L}_t(\theta, X) &= -Y_t \log \mathcal{M}^t(X, \theta) - (1 - Y_t) \log(1 - \mathcal{M}^t(X, \theta)) \\ \mathcal{F}_t(\theta, X, S) &= \sum_{y \in \{1, 0\}} \max(\mathcal{L}_t(\theta, X | Y_t = y, S = g), \\ &\quad \mathcal{L}_t(\theta, X | Y_t = y, S = \bar{g})) \end{aligned} \quad (1)$$

where $\mathcal{M}^t(X, \theta)$ is the outcome \mathcal{M} on task t based on model parameters θ . Note that \mathcal{F} uses an operator (*max*) over several \mathcal{L} conditioned on different demographics (g, \bar{g}), that enables \mathcal{M} to emphasise the demographic group on which it makes the maximum likelihood error.

The unfairness of \mathcal{M} on a task t can be formalised based on the generic framework by Roy et al. (2023) as the absolute difference in predictions between g and \bar{g} under a given set of conditions \mathbb{C} which govern the type of fairness definition used:

$$F_{viol}^{(t)}(\mathcal{M}) = \sum_{c \in \mathbb{C}} |P(\mathcal{M}^t(X) | S = g, c) - P(\mathcal{M}^t(X) | S = \bar{g}, c)| \quad (2)$$

In this work, we adopt two popular fairness measures Hardt et al. (2016):

Equal Opportunity ($EP_{viol}^{(t)}(\mathcal{M})$) where $\mathbb{C} : \{[\mathcal{M}^t(X) = 1 | Y_t = 1]\}$, and

Equalized Odds ($EO_{viol}^{(t)}(\mathcal{M})$) where $\mathbb{C} : \{[\mathcal{M}^t(X) = 1, Y_t = 1], [\mathcal{M}^t(X) = 0, Y_t = 1]\}$.

EP ephasizes fairness in the positive class, while EO considers fairness across all classes.

2.2 Negative Transfer and Gradient Conflict

The term *negative transfer* is analogous to the concept of negative gain of knowledge. Knowledge gain (KG) on a given task t by any MTL \mathcal{M} is evaluated as a difference in accuracy of \mathcal{M} on t , with the accuracy of a single-task learner (STL) \mathcal{H} trained on t . Formally:

$$KG(t) : P(\mathcal{M}^t(X) = Y_t) - P(\mathcal{H}(X) = Y_t) \quad (3)$$

Ideally, the goal of any MTL is to achieve a positive (semi-definite) transfer i.e., $KG(t) \geq 0$ across all t . A failure to achieve such condition is termed as *negative transfer*: $KG(t) < 0$. The core idea is to check whether the predictive accuracy of \mathcal{M}^t degrades from that of \mathcal{H} or not.

The study of conflicting gradients reflects whether the gradient vectors between two different task losses of an MTL is moving in the same direction or deviating from each other. We say a conflict exists between any two task gradients $\nabla_{\theta_\alpha} f_1, \nabla_{\theta_\alpha} f_2$ w.r.t. a parameter θ_α if:

$$\begin{aligned} \text{conflict}(\nabla_{\theta_\alpha} f_1, \nabla_{\theta_\alpha} f_2) : \frac{\pi}{2} < \phi_{\nabla_{\theta_\alpha} f_1, \nabla_{\theta_\alpha} f_2} < -\frac{\pi}{2} \\ \implies \cos \phi_{\nabla_{\theta_\alpha} f_1, \nabla_{\theta_\alpha} f_2} < 0 \implies \nabla_{\theta_\alpha} f_1 \cdot \nabla_{\theta_\alpha} f_2 < 0 \end{aligned} \quad (4)$$

where f_1 , and f_2 are any two task losses, $\phi_{\nabla_{\theta_\alpha} f_1, \nabla_{\theta_\alpha} f_2}$ is the angle between task loss gradients of $\nabla_{\theta_\alpha} f_1$ and $\nabla_{\theta_\alpha} f_2$, which also gives measure of the intensity of a conflict. For any two tasks t_1 and t_2 learned by MTL \mathcal{M} , an **accuracy conflict**: $\text{conflict}(\nabla_{\theta_\alpha} \mathcal{L}_1, \nabla_{\theta_\alpha} \mathcal{L}_2)$, is known to cause the *negative transfer* problem Du et al. (2018); Guangyuan et al. (2022); Yu et al. (2020).

2.3 Bias Transfer And Fairness Conflict

Following the idea of knowledge gain (Eq. 3), we define the concept of fairness gain (FG) for a given task t as the difference of fairness violation for any MTL \mathcal{M} against an STL \mathcal{H} on task t :

$$FG(t) : F_{viol}^{(t)}(\mathcal{M}) - F_{viol}^{(t)}(\mathcal{H}) \quad (5)$$

We say a negative gain of fairness *aka bias transfer* is observed when $FG(t) > 0$ for any given t . Notice that contrary to *negative transfer*, the condition for *bias transfer* is attained when L.H.S of Eq 5 is positive. This is because ideally we want the bias of the MTL to be lower than that of STL.

We hypothesize that similar to *negative transfer*, a *bias transfer* is induced by a conflict of fairness loss gradients, which we term as **fairness conflict**: $\text{conflict}(\nabla_{\theta_\alpha} \mathcal{F}_1, \nabla_{\theta_\alpha} \mathcal{F}_2)$.

Our accumulated aim in this work is ensure *negative transfer* free and *bias transfer* free learning of an MTL \mathcal{M} by ensuring conflict free learning for both accuracy and fairness. Now, unrolling the gradient update to a parameter θ_α for losses \mathcal{L} and \mathcal{F} of any two tasks t_1 and t_2 , learned by a vanilla fair-MTL, we have:

$$\begin{aligned} \theta_\alpha &\leftarrow \theta_\alpha - \eta \sum_{t \in \{t_1, t_2\}} \nabla_{\theta_\alpha} (\mathcal{L}_t + \lambda_t \mathcal{F}_t) \\ &= \theta_\alpha - \eta (\nabla_{\theta_\alpha} \mathcal{L}_{t_1} + \nabla_{\theta_\alpha} \mathcal{L}_{t_2}) \\ &\quad - \eta (\lambda_{t_1} \nabla_{\theta_\alpha} \mathcal{F}_{t_1} + \lambda_{t_2} \nabla_{\theta_\alpha} \mathcal{F}_{t_2}) \end{aligned} \quad (6)$$

Now, from Eq. 6 we infer that for any two tasks we can tackle the accuracy conflict and fairness conflict separately in any order. From Eq. 1 we know that \mathcal{F} can be argued as a sub-problem of \mathcal{L} which needs special focus. This motivates us to resolve the accuracy conflicts at first and then focus within the accuracy conflicts free parameters to correct the fairness conflicts.

3 Proposed Algorithm: FairBranch

FairBranch is designed with the goal to jointly address the problems of *negative transfer* and *bias transfer* between tasks in MTL. At first, we solve *negative transfer* (line 2 to 7) by addressing the accuracy loss conflicts. We do so by grouping only related tasks

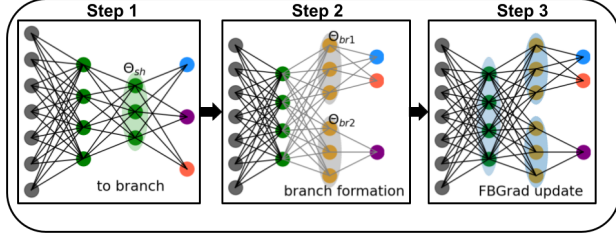


Figure 2: Steps Of FairBranch Algorithm

together and sharing group-specific parameters only among tasks within a group (line 4 to 6). We call the group specific parameters as branches. Branches in \mathcal{M} are formed based on similarity between parameters of tasks updated with accuracy loss. Then, we resolve fairness loss conflicts within each branch by applying vector rejection Perwass et al. (2009) among the conflicting gradients (line 10), and therefore solving the *bias transfer* problem. The steps of *FairBranch* are described in Algorithm 1.

Algorithm 1: The FairBranch algorithm

Input: $D = \{(x_i, s_i, y_i^1, \dots, y_i^T)\}_{i=1}^n$, \mathcal{M} parameters:
 $\theta = \theta_{sh}^{1, \dots, d} \times \theta_1 \times \dots \times \theta_T$

Init: current layer depth: $d_c \leftarrow d$, $e \leftarrow 0$,
 $TG \leftarrow \{\{1\}, \dots, \{T\}\}$

- 1: **Until** $\{\mathcal{L}_t\}$ & $\{\mathcal{F}_t\}$ convergence do $e \leftarrow e + 1$
- 2: $\mathcal{M} \leftarrow \text{train}(\mathcal{M}, D, \{\mathcal{L}_t\})$ // optimize for accuracy
- 3: **if** $|TG| \geq 2$ & $d_c > 1$ & $e \geq k$ // branch condition
- 4: $\mathcal{A} \leftarrow \{v | v = \text{sim}(\theta_{\alpha}^{d_c}, \theta_{\beta}^{d_c}) \geq \tau; \alpha, \beta \in TG; \alpha \neq \beta\}$
 // affinity based on similarity threshold
- 5: $TG \leftarrow \text{Cluster}(TG, \mathcal{A}) \cup \{\{\gamma\} | \text{sim}(\theta_{\gamma}, \theta_{\alpha}) \notin \mathcal{C}, \gamma, \alpha \in TG\}$ // form new task-groups
- 6: $\mathcal{M} \leftarrow \text{Branch}(\mathcal{M}, d_c, TG)$ // branch formation
- 7: $d_c \leftarrow d_c - 1$
- 8: **End if**
- 9: $\mathcal{M} \leftarrow \text{train}(\mathcal{M}, D, \{\lambda_t \mathcal{F}_t\})$ // optimize for fairness
- 10: $\mathcal{M} \leftarrow \text{FBGrad}(\mathcal{M})$ // update each branch with fairness conflict free gradients
- 11: **End Until**

Output: fairness-aware MTL \mathcal{M}

Task-grouping and branch formation process of *FairBranch* addresses the problems of *negative transfer*. While using gradient similarity Du et al. (2018) to tackle *negative transfer* is already in practice, we choose to use parameter similarity instead. The parameters (say $\theta_{t_1}, \theta_{t_2}$) of two separate tasks (resp. task t_1 and t_2) when initialised with the same set of weights (i.e., $\theta_{t_1}^{(0)} = \theta_{t_2}^{(0)}$), if changes/updates its parameters with similar (different) gradients then they must be similar (different) after such updates. Parameters accumulate the gradient information over the epochs and thus intuitively must give a more stable assessment of the group formation. Moreover, recent advances in

parameter similarity measures Morcos et al. (2018); Kornblith et al. (2019); Tang et al. (2020); Csiszárík et al. (2021) further motivates our choice. The similarity function ($\text{sim}()$) we use in *FairBranch* is defined as:

$$\text{sim}(\theta_{\alpha}, \theta_{\beta}) = \begin{cases} \text{cka}(K(\theta_{\alpha}), K(\theta_{\beta})) & \text{if } \text{tr}(\theta_{\alpha}^T \theta_{\beta}) \geq 0 \\ 0, & \text{otherwise} \end{cases} \quad (7)$$

where $\theta_{\alpha}, \theta_{\beta}$ are either task-specific parameters, e.g., $\theta_{t_1}, \theta_{t_2}$, or task-group branch parameters, e.g., $\theta_{br_1}, \theta_{br_2}$ (described later), $K(\theta_{\alpha}) = \theta_{\alpha} \theta_{\alpha}^T$ is a linear kernel function with θ_{α}^T as the transpose of θ_{α} , and cka is kernel alignment measure defined as:

$$\text{cka}(K_{\alpha}, K_{\beta}) = \frac{\text{tr}(\mathcal{I}(K_{\alpha})\mathcal{I}(K_{\beta}))}{\sqrt{\text{tr}(\mathcal{I}(K_{\alpha})\mathcal{I}(K_{\alpha}))\text{tr}(\mathcal{I}(K_{\beta})\mathcal{I}(K_{\beta}))}} \quad (8)$$

where \mathcal{I} is a centering function O’Neill (2021), K_{α} is $K(\theta_{\alpha})$, and $\text{tr}()$ denotes trace of the resultant centred matrix. We use the function $\text{sim}()$ to find the affinity set \mathcal{A} of tasks (or task-groups) pairs $\{\alpha, \beta\}$ which have similarity higher than the predefined threshold $\tau \in (0, 1]$. We use \mathcal{A} to cluster the task-groups.

Although our algorithm offers flexibility in choosing clustering method, in our implementation we opted for the Single Linkage Hierarchical Clustering (SLHC) Xu and Wunsch (2005). In function $\text{Cluster}()$, we start with an empty cluster $\mathcal{C} = \emptyset$, and then recursively include task (or task group) pairs in \mathcal{C} , greedily on the basis of \mathcal{A} until \mathcal{A} is \emptyset :

$$\begin{aligned} \text{Until } \mathcal{A} \neq \emptyset : \mathcal{C} \leftarrow \mathcal{C} \cup \{\{\tilde{\alpha}, \tilde{\beta}\} | \tilde{\alpha}, \tilde{\beta} = \underset{\alpha, \beta \in TG}{\text{argmax}} \mathcal{A}; \\ \mathcal{A} \leftarrow \mathcal{A} / \{\{\text{sim}(\alpha, \beta) | \alpha = \tilde{\alpha} \vee \beta = \tilde{\beta}; \alpha, \beta \in TG\} \end{aligned} \quad (9)$$

The tasks (or tasks-groups) that are not included in \mathcal{C} are added in TG as a singleton. The main motivation behind finding such binary task groups is to limit the scope of the number of possible conflicts (both accuracy and fairness) between task groups in any given branch, which enables the model to efficiently scale to large number of tasks.

Next, we use the task-groups TG to form the branches ($\text{Branch}(\mathcal{M}, d_c, TG)$). Each branch is a collection of parameters $br^d = \{\theta_{br_t} | \theta_{br_t} = \theta_{sh}^d; t = 1, \dots, |TG|\}$. We replace θ_{sh}^d with the branch parameters and connect each $\theta_{br_t} \in br^d$ with θ_{sh}^{d-1} below and with all elements of a unique $\theta_{\tilde{p}}$ above s.t. $\exists! \tilde{p} \in TG$.

Fairness conflict correction denoted by the process $\text{FBGrad}()$ is responsible to mitigate *bias transfer*. To execute this step we look into each of the branch parameters θ_{br} (if any) of \mathcal{M} and identify the tasks (t_1, t_2, \dots) connected to θ_{br} . For each such task-group br we compute the branch specific fairness gradient as: $(\lambda_{t_1} \nabla_{\theta_{br}} \mathcal{F}_{t_1}, \lambda_{t_2} \nabla_{\theta_{br}} \mathcal{F}_{t_2}, \dots)$. The λ_t for each task t

is an intra-task weight we use to tackle the accuracy-fairness conflict in each task. While selecting λ_t we look into each task t as individual case without considering other inter-task weights; hence, we do not run into scalability issues as Wang et al. (2021).

For each pair (if any) of tasks t_1 and t_2 connected with θ_{br} , we check for conflicts between $\nabla_{\theta_{br}} \mathcal{F}_{t_1}$ and $\nabla_{\theta_{br}} \mathcal{F}_{t_2}$ (c.f. Eq. 4). If conflict is found we correct gradients $\nabla_{\theta_{br}} \mathcal{F}_{t_1}$ and $\nabla_{\theta_{br}} \mathcal{F}_{t_2}$ by gradient rejection upon each other, where gradient rejection of t_1 on t_2 w.r.t θ is defined:

$$\nabla_{\theta} \mathcal{F}_{t_1}^{FBGrad} = \nabla_{\theta} \mathcal{F}_{t_1} - \frac{\nabla_{\theta} \mathcal{F}_{t_1} \cdot \nabla_{\theta} \mathcal{F}_{t_2}}{\|\nabla_{\theta} \mathcal{F}_{t_2}\|^2} \nabla_{\theta} \mathcal{F}_{t_2} \quad (10)$$

We update all the branch parameters with the respective conflict-free fair gradients as:

$$\theta_{br} \leftarrow \theta_{br} - \eta \sum_{t \in br} \lambda_t \nabla_{\theta_{br}} \mathcal{F}_t^{FBGrad} \quad (11)$$

4 Theoretical Analysis

Let us assume any two tasks t_1 and t_2 , are identified to form a group by FairBranch. Now, using the Hilbert-Schmidt Independence criterion Gretton et al. (2005) and Eq. 7, we get

$$\text{sim}(\theta_{t_1}, \theta_{t_2}) \geq \tau \implies \frac{\|\theta_{t_2}^T \theta_{t_1}\|_{\mathbb{F}}^2}{\|\theta_{t_1}^T \theta_{t_1}\|_{\mathbb{F}} \|\theta_{t_2}^T \theta_{t_2}\|_{\mathbb{F}}} \geq \tau \quad (12)$$

where $\|\cdot\|_{\mathbb{F}}$ is the Hilbert-Schmidt norm. Since, we choose $\tau > 0$, we have $\text{tr}(\theta_{t_2}^T \theta_{t_1}) > 0$ i.e. $\theta_{t_1} \cdot \theta_{t_2} > 0$. Thus, θ_{t_1} and θ_{t_2} are moving in similar direction.

Let \mathcal{L}_t be Lipschitz continuous and convex Boyd and Vandenberghe (2004) task loss, and $\theta_t^{(0)} = \mathcal{C}$ be the initial parameters for task t . Also let $\mathcal{L}_t(j)$ be the loss, and $\theta_t^{(j)}$ be the parameter for t at j -th epoch, then after e epochs we have:

$$\theta_t^{(e)} \leftarrow \theta_t^{(e-1)} - \eta \nabla_{\theta_t^{(e-1)}} \mathcal{L}_t(e) = \theta_t^{(0)} - \eta \sum_{j=1}^e \nabla_{\theta_t^{(j-1)}} \mathcal{L}_t(j) \quad (13)$$

Now, since $\theta_{t_1}^{(0)} = \theta_{t_2}^{(0)} = \mathcal{C}$, geometrically we assume $\theta_{t_1}^{(0)}$ and $\theta_{t_2}^{(0)}$ to be the common starting point of t_1 and t_2 (say (0,0) in 2D co-ordinate). Without loss of generality, we can say that $\sum_{j=1}^e \nabla_{\theta_{t_1}^{(j-1)}} \mathcal{L}_{t_1}(j)$ is the resultant gradient vector of all the gradients observed till epoch e for task t_1 . Thus, we can infer that $\sum_{j=1}^e \nabla_{\theta_{t_1}^{(j-1)}} \mathcal{L}_{t_1}(j) \cdot \sum_{j=1}^e \nabla_{\theta_{t_2}^{(j-1)}} \mathcal{L}_{t_2}(j) > 0$ when $\text{sim}(\theta_{t_1}, \theta_{t_2}) \geq \tau$, i.e. the resultant gradient movement for both the tasks is in similar direction. Based on the above analysis we assume that,

Assumption 1. For any θ_{br} joining θ_{t_1} and θ_{t_2} , we will have $\nabla_{\theta_{br}^{(e)}} \mathcal{L}_{t_1}(e+1) \cdot \nabla_{\theta_{br}^{(e)}} \mathcal{L}_{t_2}(e+1) \geq 0$.

Theorem 1. Assume that $\mathcal{L}_t, \mathcal{F}_t$ are Lipschitz continuous and convex for all t , and $\nabla_{\theta_{br}} \sum_{t \in \{t_1, t_2\}} \mathcal{L}_t$ and $\nabla_{\theta_{br}} \sum_{t \in \{t_1, t_2\}} \mathcal{F}_t$ are convex and K -Lipschitz. For any task fairness loss \mathcal{F}_t if we select λ_t such that that $\lambda_t = 0$ when $\exists \theta_{\alpha} \in \mathcal{M} : \nabla_{\theta_{\alpha}} \mathcal{L}_t \cdot \nabla_{\theta_{\alpha}} \mathcal{F}_t < 0$, else $\|\nabla_{\theta_{br}} \sum_{t \in \{t_1, t_2\}} \mathcal{L}_t\|_{\mathbb{F}} = \|\nabla_{\theta_{br}} \sum_{t \in \{t_1, t_2\}} \lambda_t \mathcal{F}_t\|_{\mathbb{F}}$. Then, FairBranch learning two tasks t_1 and t_2 with learning rate $\eta \leq \frac{1}{K}$ under Assumption 2, will converge to optimal $(\sum_{t \in \{t_1, t_2\}} \mathcal{L}_t + \lambda_t \mathcal{F}_t)^*$ or $(\nabla_{\theta_{br}} \mathcal{L}_{t_1} + \nabla_{\theta_{br}} \mathcal{L}_{t_2}) \cdot (\nabla_{\theta_{br}} \mathcal{F}_{t_1} + \nabla_{\theta_{br}} \mathcal{F}_{t_2}) < 0$.

Proof of Theorem 2 is provided in Appendix. Theorem 2 gives the intuition that the FairBranch algorithm either learns to achieve lower accuracy and fairness losses at every epoch or gets stuck in a situation where accuracy cannot be gained without harming fairness and vice versa.

5 Experiments

Datasets: We conduct our experiments on four different data setups using two datasets. First two is with tabular data: *ACS-PUMS* Ding et al. (2021) derived from the publicly available US Census report. We follow the protocol of training on one year and testing on the following Roy and Ntoutsis (2023). Setups: i) *ACS-PUMS 18-19* - train on 2018 and test on 2019 census data. ii) *ACS-PUMS 19-21* - train on 2019 and test on latest available 2021 census data (Census for 2020 not released due to COVID-19). We use gender as the protected attribute in both setups. The next two setups are based on the CelebA dataset Liu et al. (2015) that consists of celebrity face images. We follow the provided¹ training-test partition. Following an existing fair-MTL protocol Roy and Ntoutsis (2023), we get two experiment setups: i) *CelebA gen* with 17 tasks and gender as protected, and ii) *CelebA age* with 31 tasks and age as protected.

Competitors: We evaluate the experiments on FairBranch² against six state-of-the-art MTL competitors. The competitors are selected from every direction that our work aims to cover:

- Task grouping: i) **FAFS** Lu et al. (2017), and ii) **TAG** Fifty et al. (2021).
- Gradient correction: iii) **PCGrad** Yu et al. (2020), and iv) **Recon** Guangyuan et al. (2022).

¹mmlab.ie.cuhk.edu.hk/projects/CelebA.html

²Our code is available at github.com/arjunroyhrpa/FairBranch-Open-Source-Intelligence/

Table 1: Comparative Results: ARA (Higher Is Better) For Accuracy, and ARF (Lower Is Better) For Fairness. Best Values in Gray Cell, Second Best underlined.

Model	Metric	ACS-PUMS		CelebA		
		18-19	19-21	gen	age	
FAFS	ARA	1.04	1.03	0.99	0.97	
	ARF	EP	4.47	4.78	3.76	7.76
		EO	2.30	2.95	2.51	3.45
TAG	ARA	<u>1.03</u>	1.10	0.98	0.99	
	ARF	EP	3.21	4.15	2.88	7.62
		EO	2.59	3.12	2.04	2.52
PCGrad	ARA	1.01	1.03	1.05	1.03	
	ARF	EP	2.17	3.38	2.72	7.19
		EO	1.65	1.84	1.77	1.77
Recon	ARA	<u>1.03</u>	1.02	<u>1.04</u>	1.04	
	ARF	EP	4.62	4.58	1.99	<u>4.73</u>
		EO	5.81	5.33	1.36	1.36
L2TFMT	ARA	<u>1.03</u>	1.01	0.97	0.97	
	ARF	EP	1.58	<u>1.67</u>	1.74	7.37
		EO	1.25	<u>1.35</u>	1.56	1.55
WB-fair	ARA	0.98	1.01	0.93	0.90	
	ARF	EP	<u>1.32</u>	2.24	<u>1.52</u>	5.44
		EO	<u>1.23</u>	1.61	<u>1.04</u>	1.13
FairBranch	ARA	1.00	<u>1.06</u>	1.05	<u>1.01</u>	
	ARF	EP	0.99	1.05	1.19	3.65
		EO	1.01	1.03	1.02	<u>1.26</u>

- Fairness-aware MTL: v) **L2TFMT** Roy and Ntoutsis (2023) and vi) **WB-fair** Hu et al. (2023).

Evaluation Reporting: For comparative evaluation in Sec. 5.1, we at first follow Roy and Ntoutsis (2023); Wang et al. (2021) and report the average over the per-task relative performance of MTL (e.g., $P(\mathcal{M}^t(X) = Y_t)$) to that of an STL (e.g., $P(\mathcal{H}(X) = Y_t)$) trained on task t . Specifically, we report on the *average relative accuracy* (ARA): $\frac{1}{T} \sum_t \frac{P(\mathcal{M}^t(X)=Y_t)}{P(\mathcal{H}(X)=Y_t)}$, and on the *average relative fairness* (ARF): $\frac{1}{T} \sum_t \frac{F_{viol}^{(t)}(\mathcal{M})}{F_{viol}^{(t)}(\mathcal{H})}$ for the fairness measures EO and EP. Then, we compare the relative difference of the MTLs against the task specific STLs (c.f Eq. 3 & 5) to identify the negative and bias transfer of each model. Then to measure the accuracy and fairness conflicts in Sec. 5.2, we use conflict definition from Eq. 4, and report on the distribution of conflicts while training, and total number of cross task conflicts observed. Finally, we formally evaluate the errors in resolving conflicts in Sec. 5.3.

5.1 Comparative Results

FairBranch outperforms the competitors on relative average. In Table 1 we report the **ARA** and **ARF** values of the different MTLs on different data setups. We notice that *FairBranch* produces the best outcome on *eight* and three second best results out of *12 occasions*, *only getting outperformed for ARA on ACS-PUMS 18-19 by FAFS, ACS-PUMS 19-21 by*

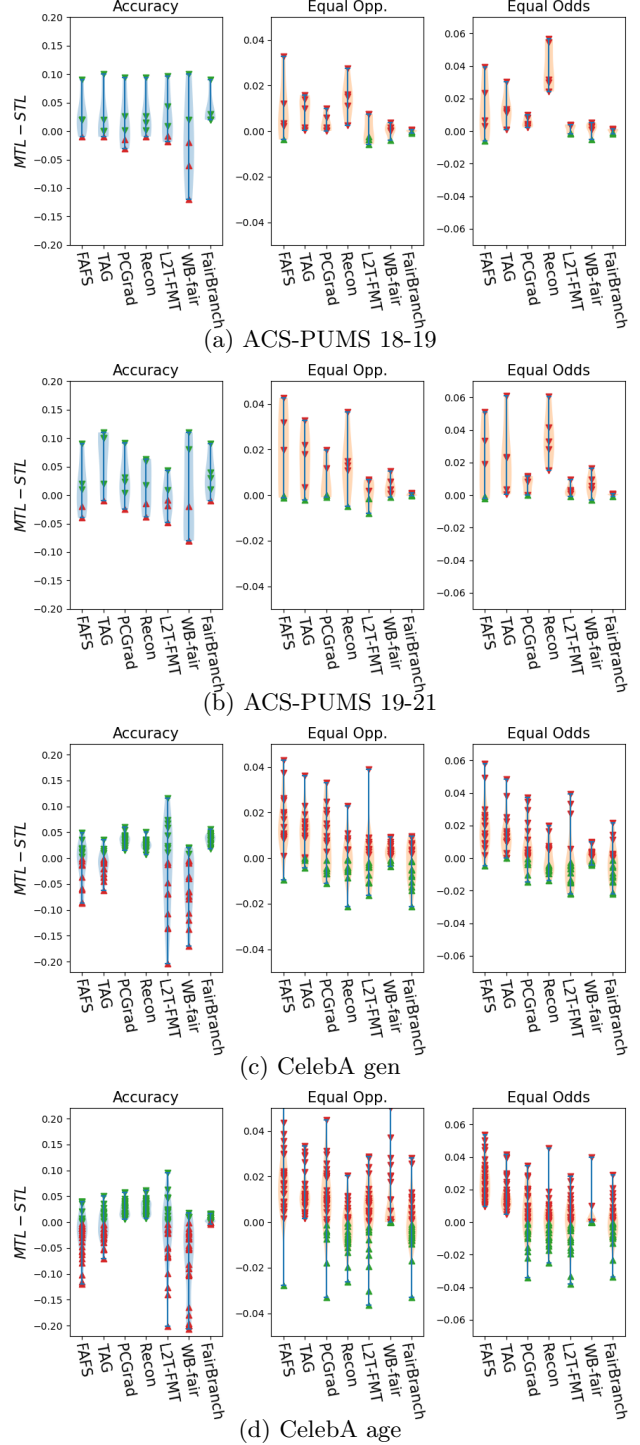


Figure 3: Comparison On Knowledge Transfer (KT) And Fairness Transfer (FT): Each Box Provides Comparison On A Given Metric Labelled On Top. In Boxes Every Triangle Depicts Difference Between An MTL With Task Specific STLs. Red Triangles Indicates Negative/Bias Transfer and Green Indicates Positive/Unbiased. Positive Difference For Accuracy, Negative For Fairness Are Better.

TAG, and CelebA age by Recon, and for ARF (EO)

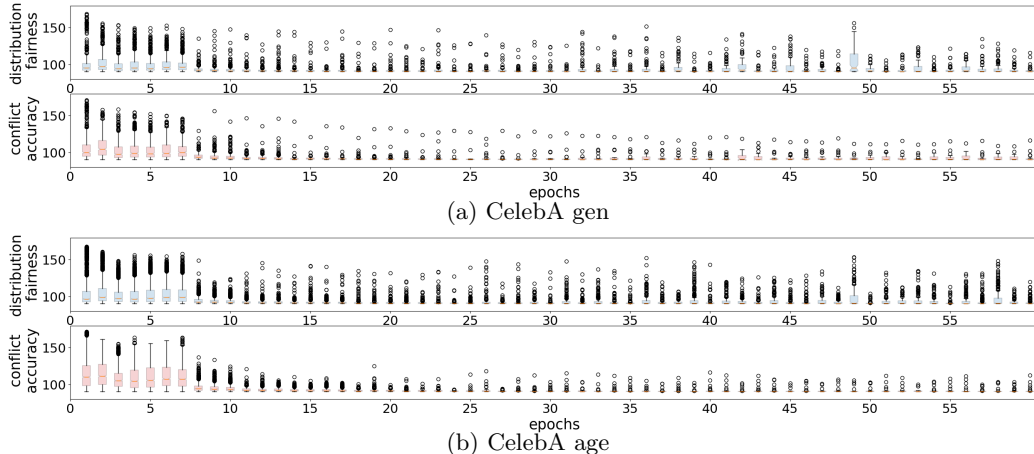


Figure 4: Accuracy And Fairness Loss Gradient Conflicts Of FairBranch Over The Training Epochs. Each Box Shows The Distribution Of Angle Of Conflict Observed At An Epoch. Less Densely Crowded Lower Boxes Are Better.

on *CelebA age* by WB-fair. Among the competitors, as expected the fair-MTLs achieve better ARF values, with the post-processing method WB-fair having an edge over L2TFMT. On ARA, the task-grouping methods (FAFS and TAG) do better on tabular data, while the gradient correction methods (PCGrad and Recon) do better on visual data. FairBranch with parameter based grouping avoids accuracy conflict (cf. Sec. 4), along with conflict-free fairness gradient, is able to produce generally competitive results. However, a best average performance does not guarantee that the MTL overcomes our focused challenges of *negative transfer* and *bias transfer*, which we investigate next.

FairBranch tackles *negative transfer* and *bias transfer* better than the competitors. To highlight how our *FairBranch* competes against the competitors on *negative transfer* and *bias transfer* problem, we depict in Fig. 3 the performance difference of each MTL w.r.t accuracy, EP, and EO against a task-specific STL. In each of the boxes, green triangles indicates (> 0) for accuracy and (< 0) for fairness) a positive/unbiased transfer, while a red triangle indicates a negative/bias transfer of knowledge. We first notice that overall *FairBranch* predominantly exhibits green triangles in accuracy on all data setups. This shows that even though we fail to achieve the best average accuracy value in 3 out of 4 times, we clearly achieve the goal of avoiding *negative transfer*. In fairness on tabular data (Fig 3a and 3b) for both the measures EO and EP, our performance is very close (≈ 0 difference) to that of STL in all tasks, thus remaining unaffected from *bias transfer*. On visual data setups (Fig 3c and 3d), we majorly have unbiased transfer, achieving dense concentration of low green triangles, for both EO and EP. But we still suffer from *bias transfer* in some of the tasks on both data setups. Interestingly, even the fair-MTL methods (L2TFMT and WB-fair) also fail

to overcome this challenge, showcasing the difficulty of *bias transfer* under a large number of tasks.

Tackling *negative transfer* on parameter space is advantageous over on output (loss) space. The gradient correction competitors (PCGrad and Recon), although better than *FairBranch* on accuracy by achieving higher positive difference, both fail to tackle *bias transfer* by consistently producing high red triangles across all data setups. The task-grouping methods (FAFS and TAG) tackle the *negative transfer* well in tabular data, but collapse when dealing with a large number of tasks in visual data setups. The above finding highlights the advantage of focusing on the parameter space (like PCGrad and Recon), rather than on actual output space (like FAFS and TAG), and justifies our reason of using parameter similarity to identify task-groups.

5.2 Accuracy and Fairness Conflicts

In this section our main goal is to analyse the reasons behind the errors of *FairBranch* that we observed in Sec. 5.1. We see that *FairBranch* on the visual data setups still suffers from *bias transfer* in certain tasks. As per our hypothesis, this indicates that over the training *FairBranch* is able to resolve the accuracy conflicts very well, but does not succeed to completely get rid of fairness conflicts on certain tasks. To verify that, we plot the distribution of angle of accuracy and fairness conflicts in Fig. 4. We readily notice that for both accuracy and fairness in both CelebA gen (Fig. 4a) and CelebA age (Fig. 4b), *FairBranch* reduces the number of conflicts (the boxes are less dense) and reduces the severity of conflicts (angles of conflict are lower) as the training progresses.

However, on both setups the accuracy conflict boxes

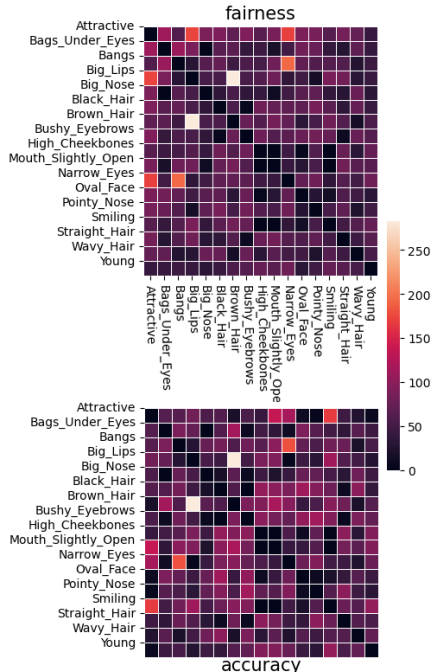


Figure 5: Heatmap Of Accuracy And Fairness Conflicts On CelebA gen. Brighter Colour Indicates Higher Number Of Conflicts.

are much smaller than that of fairness towards the end of training epoch. This finding fits well with our observation in Sec. 5.1.

Our follow up question is to see whether the conflict occurrence follows the pattern of being dominated by a few tasks, as we observe the *bias transfer* for *FairBranch* in a few tasks only (cf. Fig. 3c, 3d). To this end, we plot the heatmaps of conflicts between tasks, accumulated over training epochs in Fig 5 and 6. We notice that no task is free of either accuracy or fairness conflicts. However, some task pairs have lighter colour indicating that conflicts between them is observed over multiple epochs and at multiple layer depths over the training. An interesting pattern to observe is that some attribute prediction tasks like ‘Attractive’ in Fig. 5 and ‘5.o.Clock.shadow’ in Fig. 6 have dark boxes (fewer conflicts) for accuracy, but very bright boxes (high number of conflicts) for fairness. This indicates that such tasks are beneficial to transfer positive accuracy knowledge, but harmful for fairness knowledge transfer for most of the tasks. These patterns emphasises the difficulty in decision making that a fair-MTL faces.

5.3 Analysing Conflict Free Fair-MTL

As noted above, any fair-MTL is designed to at least solve two different losses (\mathcal{L}_t and \mathcal{F}_t) per task t . Moreover, conflict can occur when gradient from two different losses do not agree with each other in the direction

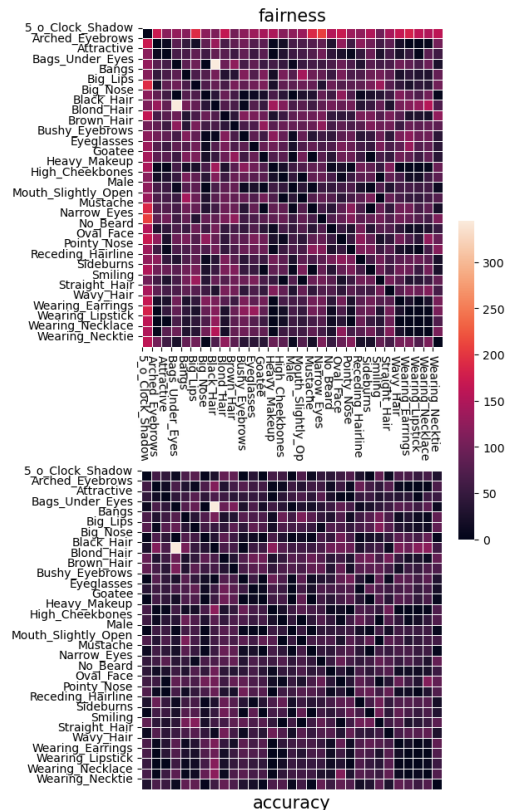


Figure 6: Heatmap Of Accuracy And Fairness Conflicts On CelebA age. Brighter Colour Indicates Higher Number Of Conflicts.

of update. This implies that a fair-MTL jointly learning T tasks has the possibilities of $\binom{2T}{2} = T(2T - 1)$ conflicts at every layer. For example, with only two tasks t_1 and t_2 , we have the possibilities of $T(2T - 1) = 6$ conflicts consisting of four inter-task ($\nabla_{\theta}\mathcal{L}_1, \nabla_{\theta}\mathcal{L}_2$), ($\nabla_{\theta}\mathcal{F}_1, \nabla_{\theta}\mathcal{F}_2$), ($\nabla_{\theta}\mathcal{L}_1, \nabla_{\theta}\mathcal{F}_2$), ($\nabla_{\theta}\mathcal{L}_2, \nabla_{\theta}\mathcal{F}_1$), and two intra-task ($\nabla_{\theta}\mathcal{L}_1, \nabla_{\theta}\mathcal{F}_1$), ($\nabla_{\theta}\mathcal{L}_2, \nabla_{\theta}\mathcal{F}_2$) conflicts. In this work we try to address the inter-task conflicts ($\nabla_{\theta}\mathcal{L}_1, \nabla_{\theta}\mathcal{L}_2$) and ($\nabla_{\theta}\mathcal{F}_1, \nabla_{\theta}\mathcal{F}_2$), and the intra-task conflicts by means of intra-task weight λ_{t_1} and λ_{t_2} . This still leaves us with two more conflicts ($\nabla_{\theta}\mathcal{L}_1, \nabla_{\theta}\mathcal{F}_2$) and ($\nabla_{\theta}\mathcal{L}_2, \nabla_{\theta}\mathcal{F}_1$) unaddressed. This number grows with the factor $T(T - 1)$ as T grows. Making it nearly impossible to scale performance in scenarios with a very large number of tasks. Our decision of choosing binary links to cluster/group the tasks helps us largely overcome the challenge of scaling. Still a complete solution remains a challenge for the future to address.

6 Conclusion

We introduced the study of *bias transfer* and showed that learning a fair-MTL model requires to solve the combined problem of *bias transfer* to tackle discrimination and *negative transfer* to tackle accuracy error.

We showed that similar to accuracy conflicts for *negative transfer*, *bias transfer* originates from fairness conflicts between task gradients. We proposed *FairBranch*, an in-processing algorithm that tackles the problem at the level of model parameters using parameter similarity-based branching to alleviate *negative transfer*, and with fairness loss gradients correction for reducing *bias transfer*. Empirically we show that *FairBranch* outperforms many state-of-the-art MTLs for both fairness and accuracy. Our qualitative analysis points out the scalability issues of conflict occurrence in fair-MTL, and highlights some open challenges for future work.

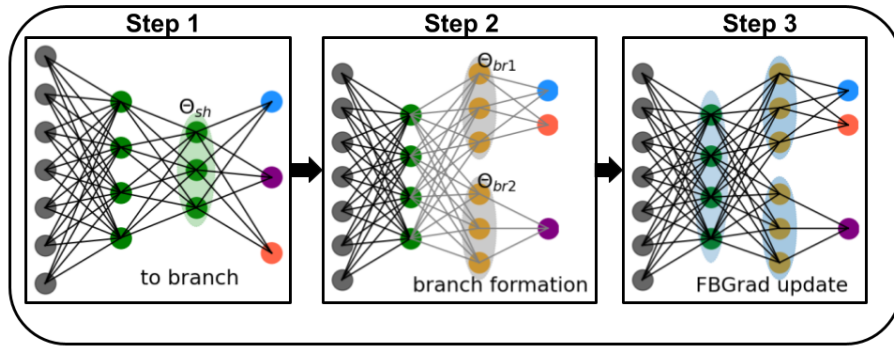
References

- Agarap, A. F. (2018). Deep learning using rectified linear units (relu). *arXiv preprint arXiv:1803.08375*.
- Boyd, S. P. and Vandenberghe, L. (2004). *Convex optimization*. Cambridge university press.
- Bruggemann, D., Kanakis, M., Georgoulis, S., and Van Gool, L. (2020). Automated search for resource-efficient branched multi-task networks. In *British Machine Vision Conference (BMVC)*.
- Chen, Z., Badrinarayanan, V., Lee, C.-Y., and Rabinovich, A. (2018). GradNorm: Gradient normalization for adaptive loss balancing in deep multi-task networks. In Dy, J. and Krause, A., editors, *Proceedings of the 35th International Conference on Machine Learning*, volume 80 of *Proceedings of Machine Learning Research*, pages 794–803. PMLR.
- Corbett-Davies, S., Pierson, E., Feller, A., Goel, S., and Huq, A. (2017). Algorithmic decision making and the cost of fairness. In *Proceedings of the 23rd acm sigkdd international conference on knowledge discovery and data mining*, pages 797–806.
- Csiszárík, A., Körösi-Szabó, P., Matszangosz, Á., Papp, G., and Varga, D. (2021). Similarity and matching of neural network representations. *Advances in Neural Information Processing Systems*, 34:5656–5668.
- Ding, F., Hardt, M., Miller, J., and Schmidt, L. (2021). Retiring adult: New datasets for fair machine learning. *Advances in Neural Information Processing Systems*, 34.
- Du, Y., Czarnecki, W. M., Jayakumar, S. M., Farahtabar, M., Pascanu, R., and Lakshminarayanan, B. (2018). Adapting auxiliary losses using gradient similarity. *arXiv preprint arXiv:1812.02224*.
- Fifty, C., Amid, E., Zhao, Z., Yu, T., Anil, R., and Finn, C. (2021). Efficiently identifying task groupings for multi-task learning. *Advances in Neural Information Processing Systems*, 34:27503–27516.
- Gretton, A., Bousquet, O., Smola, A., and Schölkopf, B. (2005). Measuring statistical dependence with hilbert-schmidt norms. In *International conference on algorithmic learning theory*, pages 63–77. Springer.
- Guangyuan, S., Li, Q., Zhang, W., Chen, J., and Wu, X.-M. (2022). Recon: Reducing conflicting gradients from the root for multi-task learning. In *The Eleventh International Conference on Learning Representations*.
- Hardt, M., Price, E., and Srebro, N. (2016). Equality of opportunity in supervised learning. *Advances in Neural Information Processing Systems*, 29:3315–3323.
- Hu, F., Ratz, P., and Charpentier, A. (2023). Fairness in multi-task learning via wasserstein barycenters. *arXiv preprint arXiv:2306.10155*.
- Ioffe, S. and Szegedy, C. (2015). Batch normalization: Accelerating deep network training by reducing internal covariate shift. In *International conference on machine learning*, pages 448–456. pmlr.
- Kornblith, S., Norouzi, M., Lee, H., and Hinton, G. (2019). Similarity of neural network representations revisited. In *International Conference on Machine Learning*, pages 3519–3529. PMLR.
- LeCun, Y., Bengio, Y., and Hinton, G. (2015). Deep learning. *nature*, 521(7553):436–444.
- Liu, Z., Luo, P., Wang, X., and Tang, X. (2015). Deep learning face attributes in the wild. In *ICCV*.
- Loshchilov, I. and Hutter, F. (2017). Decoupled weight decay regularization. *arXiv preprint arXiv:1711.05101*.
- Lu, Y., Kumar, A., Zhai, S., Cheng, Y., Javidi, T., and Feris, R. (2017). Fully-adaptive feature sharing in multi-task networks with applications in person attribute classification. In *CVPR*, pages 5334–5343.
- Morcos, A., Raghu, M., and Bengio, S. (2018). Insights on representational similarity in neural networks with canonical correlation. *Advances in Neural Information Processing Systems*, 31.
- O’Neill, B. (2021). The double-constant matrix, centering matrix and equicorrelation matrix: Theory and applications. *arXiv preprint arXiv:2109.05814*.
- Padala, M. and Gujar, S. (2020). Fnnc: achieving fairness through neural networks. In *IJCAI*.
- Perwass, C., Edelsbrunner, H., Kobbelt, L., and Polthier, K. (2009). *Geometric algebra with applications in engineering*, volume 4. Springer.
- Pessach, D. and Shmueli, E. (2022). A review on fairness in machine learning. *ACM Computing Surveys (CSUR)*, 55(3):1–44.

- Rezaei, A., Fathony, R., Memarrast, O., and Ziebart, B. (2020). Fairness for robust log loss classification. In *AAAI*, volume 34, pages 5511–5518.
- Roy, A., Horstmann, J., and Ntoutsi, E. (2023). Multi-dimensional discrimination in law and machine learning—a comparative overview. In *Proceedings of the 2023 ACM Conference on Fairness, Accountability, and Transparency*, pages 89–100.
- Roy, A. and Ntoutsi, E. (2023). Learning to teach fairness-aware deep multi-task learning. In *Machine Learning and Knowledge Discovery in Databases: European Conference, ECML PKDD 2022, Grenoble, France, September 19–23, 2022, Proceedings, Part I*, pages 710–726. Springer.
- Ruder, S. (2017). An overview of multi-task learning in deep neural networks. *arXiv preprint arXiv:1706.05098*.
- Standley, T., Zamir, A., Chen, D., Guibas, L., Malik, J., and Savarese, S. (2020). Which tasks should be learned together in multi-task learning? In *Proceedings of the 35th International Conference on Machine Learning*, pages 9120–9132. PMLR.
- Tang, S., Maddox, W. J., Dickens, C., Diethe, T., and Damianou, A. (2020). Similarity of neural networks with gradients. *arXiv preprint arXiv:2003.11498*.
- Wang, Y., Wang, X., Beutel, A., Prost, F., Chen, J., and Chi, E. H. (2021). Understanding and improving fairness-accuracy trade-offs in multi-task learning. In *Proceedings of the 27th ACM SIGKDD Conference on Knowledge Discovery & Data Mining*, pages 1748–1757.
- Wick, M., Tristan, J.-B., et al. (2019). Unlocking fairness: a trade-off revisited. *Advances in neural information processing systems*, 32.
- Xu, R. and Wunsch, D. (2005). Survey of clustering algorithms. *IEEE Transactions on neural networks*, 16(3):645–678.
- Yao, Y., Cao, J., and Chen, H. (2019). Robust task grouping with representative tasks for clustered multi-task learning. In *KDD*, pages 1408–1417.
- Yu, T., Kumar, S., Gupta, A., Levine, S., Hausman, K., and Finn, C. (2020). Gradient surgery for multi-task learning. *Advances in Neural Information Processing Systems*, 33:5824–5836.
- Zhang, Y. and Yang, Q. (2022). A survey on multi-task learning. *IEEE Transactions on Knowledge and Data Engineering*, 34(12):5586–5609.

FairBranch: Fairness Conflict Correction on Task-group Branches for Fair Multi-Task Learning - Appendix

Algorithm Steps Of Branch Formation and FBGrad Update On Branches In FairBranch



Steps Of FairBranch Algorithm

Algorithm 2: Branch Formation

Input: MTL model \mathcal{M} , task groups TG, depth of layer to branch d

Init: $\omega \leftarrow \theta_{sh}^{(d)}$

- 1: *delink*($\mathcal{M}, \theta_{sh}^{(d)}$) // remove layer $\theta_{sh}^{(d)}$ from \mathcal{M} (all connections)
- 2: **for** $br \leftarrow 1, \dots, |\text{TG}|$ **do**
- 3: $\theta_{br}^{(d)} \leftarrow \text{copy}(\omega)$ // create branch as replica of shared $\theta_{sh}^{(d)}$
- 4: **for** $t \leftarrow 1, \dots, |\text{TG}[br]|$ **do**
- 5: *link*($\theta_t^{(d-1)}, \theta_{br}^{(d)}$) // connect branch with resp. task layer above
- 6: *link*($\theta_{br}^{(d)}, \theta_{sh}^{(d+1)}$) // connect branch with shared layer below

Output: branched MTL model \mathcal{M}

Algorithm 3: FBGrad Update On Branches

Input: MTL model \mathcal{M} , fairness losses \mathcal{F}_t

- 1: **for** $\theta_{br} \in \mathcal{M}$ **do**
- 2: **find** t', v' linked to θ_{br} // v' only exists if θ_{br} links two task-groups
- 3: compute $\nabla_{\theta_{br}} \mathcal{F}_{t'}, \nabla_{\theta_{br}} \mathcal{F}_{v'}$ // if no v' found then $\nabla_{\theta_{br}} \mathcal{F}_{v'} = \vec{0}$
- 4: **if** $\nabla_{\theta_{br}} \mathcal{F}_{t'} \cdot \nabla_{\theta_{br}} \mathcal{F}_{v'} < 0$ // identifying fairness conflict
- 5: $\nabla_{\theta_{br}} \mathcal{F}_{t'} \leftarrow \nabla_{\theta_{br}} \mathcal{F}_{t'} - \frac{\nabla_{\theta_{br}} \mathcal{F}_{t'} \cdot \nabla_{\theta_{br}} \mathcal{F}_{v'}}{\|\nabla_{\theta_{br}} \mathcal{F}_{v'}\|}$
- 6: $\nabla_{\theta_{br}} \mathcal{F}_{v'} \leftarrow \nabla_{\theta_{br}} \mathcal{F}_{v'} - \frac{\nabla_{\theta_{br}} \mathcal{F}_{t'} \cdot \nabla_{\theta_{br}} \mathcal{F}_{v'}}{\|\nabla_{\theta_{br}} \mathcal{F}_{t'}\|}$ // resolving conflict
- 7: $\theta_{br} \leftarrow \theta_{br} - \eta(\nabla_{\theta_{br}} \mathcal{F}_{t'} + \nabla_{\theta_{br}} \mathcal{F}_{v'})$ // update branch parameters

Output: FairBranch \mathcal{M}

Proof Of Theorem 1

Assumption 2. For any θ_{br} joining θ_{t_1} and θ_{t_2} after epoch e , we will have $\nabla_{\theta_{br}^{(e)}} \mathcal{L}_{t_1}(e+1) \cdot \nabla_{\theta_{br}^{(e)}} \mathcal{L}_{t_2}(e+1) \geq 0$.

Theorem 2. Assume that $\mathcal{L}_t, \mathcal{F}_t$ are Lipschitz continuous and convex for all t , and $\nabla_{\theta_{br}} \sum_{t \in \{t_1, t_2\}} \mathcal{L}_t$ and $\nabla_{\theta_{br}} \sum_{t \in \{t_1, t_2\}} \mathcal{F}_t$ are convex and K -Lipschitz. For any task fairness loss \mathcal{F}_t if we select λ_t such that that $\lambda_t = 0$ when $\exists \theta_\alpha \in \mathcal{M} : \nabla_{\theta_\alpha} \mathcal{L}_t \cdot \nabla_{\theta_\alpha} \mathcal{F}_t < 0$, else $\|\nabla_{\theta_{br}} \sum_{t \in \{t_1, t_2\}} \mathcal{L}_t\|_{\mathbf{F}} = \|\nabla_{\theta_{br}} \sum_{t \in \{t_1, t_2\}} \lambda_t \mathcal{F}_t\|_{\mathbf{F}}$. Then, FairBranch learning two tasks t_1 and t_2 with learning rate $\eta \leq \frac{1}{K}$ under Assumption 2, will converge to optimal $(\sum_{t \in \{t_1, t_2\}} \mathcal{L}_t + \lambda_t \mathcal{F}_t)^*$ or $(\nabla_{\theta_{br}} \mathcal{L}_{t_1} + \nabla_{\theta_{br}} \mathcal{L}_{t_2}) \cdot (\nabla_{\theta_{br}} \mathcal{F}_{t_1} + \nabla_{\theta_{br}} \mathcal{F}_{t_2}) < 0$.

Proof. Without loss of generality, we will interchangeably use $\theta_{t_1}^{(e)}$ as θ_{1_e} and $\theta_{t_2}^{(e)}$ as θ_{2_e} . Likewise we will use $\delta_1(\alpha_e, \mathcal{L}), \delta_1(\alpha_e, \mathcal{F}), \delta_2(\alpha_e, \mathcal{L}),$ and $\delta_2(\alpha_e, \mathcal{F})$ to denote $\nabla_{\theta_\alpha^{(e)}} \mathcal{L}_{t_1}, \lambda_{t_1} \nabla_{\theta_\alpha^{(e)}} \mathcal{F}_{t_1}, \nabla_{\theta_\alpha^{(e)}} \mathcal{L}_{t_2}$ and $\lambda_{t_2} \nabla_{\theta_\alpha^{(e)}} \mathcal{F}_{t_2}$ respectively, throughout the proof. Assuming that θ_{br} joins θ_1 and θ_2 .

Now under the given condition, we know that for any task specific parameters θ_{t_1} , and θ_{t_2} , we have $\delta_1(\alpha_k, \mathcal{L}) \cdot \delta_1(\alpha_k, \mathcal{F}) \geq 0$, and $\delta_2(\beta_k, \mathcal{L}) \cdot \delta_2(\beta_k, \mathcal{F}) \geq 0$ for any $\alpha, \beta \in \mathcal{M}$. Also, based on Assumption 2, we get, $\delta_1(br_{e+1}, \mathcal{L}) \cdot \delta_2(br_{e+1}, \mathcal{L}) > 0$.

Now since, \mathcal{L}_{t_1} is convex, we know \mathcal{L}_{t_1} will always be locally optimal, i.e. the tangent drawn to the point $\mathcal{L}_{t_1}(X, \theta_\alpha^{(e+1)})$ on the optimization curve of \mathcal{L}_{t_1} must parallel to the tangent drawn at $\mathcal{L}_{t_1}(X, \theta_\alpha^{(e+2)})$, i.e.

$$\mathcal{L}_{t_1}^*(X, \theta_\alpha) \leq \mathcal{L}_{t_1}(X, \theta_\alpha^{(e+2)}) \leq \mathcal{L}_{t_1}(X, \theta_\alpha^{(e+1)})$$

where $\theta_\alpha^{(e+2)} = \theta_\alpha^{(e+1)} - \eta \delta_1(\alpha_{e+1}, \mathcal{L})$, and $\eta \delta_1(\alpha_{e+1}, \mathcal{L})$ is a infinitesimal change in $\theta_\alpha^{(e+1)}$. This implies, $\delta_1(\alpha_{e+1}, \mathcal{L}) \parallel \delta_1(\alpha_{e+2}, \mathcal{L})$. Similarly, we also get $\delta_2(\alpha_{e+1}, \mathcal{L}) \parallel \delta_2(\alpha_{e+2}, \mathcal{L})$. Now, replacing α with br we can derive that, $\delta_1(br_{e+2}, \mathcal{L}) \cdot \delta_2(br_{e+2}, \mathcal{L}) \geq 0$. From the above finding, we can easily induce for any $k \geq e$: $\delta_1(br_k, \mathcal{L}) \cdot \delta_2(br_k, \mathcal{L}) \geq 0$.

Let, till epoch $k-1$ we have $\theta_{br}^{(k-1)}$ which is locally optimal w.r.t. the loss $\sum_{t \in \{t_1, t_2\}} \mathcal{L}_t + \lambda_t \mathcal{F}_t$. Now, looking at the k -th epoch we get the branch parameter θ_{br} as,

$$\theta_{br}^{(k)} \leftarrow \theta_{br}^{(k-1)} - \eta(\delta_1(br_{k-1}, \mathcal{L}) + \delta_1(br_{k-1}, \mathcal{F}) + \delta_2(br_{k-1}, \mathcal{L}) + \delta_2(br_{k-1}, \mathcal{F}))$$

rearranging it we get,

$$\theta_{br}^{(k)} \leftarrow \theta_{br}^{(k-1)} - \eta(\delta_1(br_{k-1}, \mathcal{L}) + \delta_2(br_{k-1}, \mathcal{L})) - \eta(\delta_1(br_{k-1}, \mathcal{F}) + \delta_2(br_{k-1}, \mathcal{F}))$$

Now, since we have $\delta_1(br_k, \mathcal{L}) \cdot \delta_2(br_k, \mathcal{L}) \geq 0$, by the optimization property of convex [Boyd and Vandenberghe (2004)] function, locally optimal property of θ_{br} for the losses \mathcal{L}_{t_1} and \mathcal{L}_{t_2} will be preserved by updating with any $\eta \leq \frac{1}{K}$,

$$\theta_{br}^{(k)} \leftarrow \theta_{br}^{(k-1)} - \eta(\delta_1(br_{k-1}, \mathcal{L}) + \delta_2(br_{k-1}, \mathcal{L}))$$

Similarly, when we have $\delta_1(br_k, \mathcal{F}) \cdot \delta_2(br_k, \mathcal{F}) \geq 0$ we get,

$$\theta_{br}^{(k)} \leftarrow \theta_{br}^{(k-1)} - \eta(\delta_1(br_{k-1}, \mathcal{F}) + \delta_2(br_{k-1}, \mathcal{F}))$$

such that $\sum_{t \in \{t_1, t_2\}} \lambda_t \mathcal{F}_t(X, \theta_{br}^{(k)})$ is locally optimal. Now, when we have $\delta_1(br_k, \mathcal{F}) \cdot \delta_2(br_k, \mathcal{F}) < 0$, we use our FBGrad update rule and get,

$$\theta_{br}^{(k)} \leftarrow \theta_{br}^{(k-1)} - \eta \left(\sum_{i \in \{1,2\}} \delta_i(br_{k-1}, \mathcal{F}) - \frac{\delta_1(br_k, \mathcal{F}) \cdot \delta_2(br_k, \mathcal{F})}{\|\delta_2(br_{k-1}, \mathcal{F})\|^2} \delta_1(br_k, \mathcal{F}) - \frac{\delta_1(br_k, \mathcal{F}) \cdot \delta_2(br_k, \mathcal{F})}{\|\delta_1(br_{k-1}, \mathcal{F})\|^2} \delta_2(br_k, \mathcal{F}) \right)$$

Now as per our assumption, $\nabla_{\theta_{br}} \sum_{t \in \{t_1, t_2\}} \mathcal{F}_t$ holds Lipschitz continuity with the real valued constant $K \geq 0$, using a quadratic expansion around K we can derive the inequality,

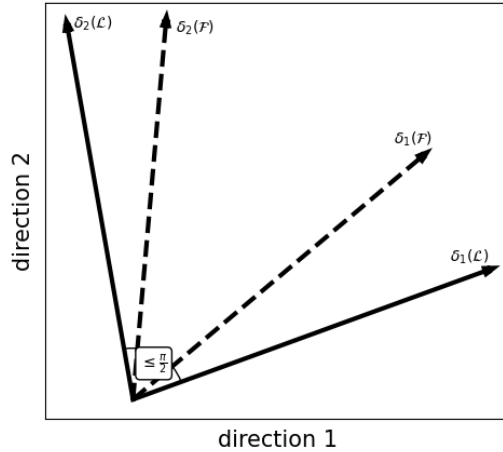
$$\sum_{t \in \{t_1, t_2\}} \lambda_t \mathcal{F}_t(X, \theta_{br}^{(k)}) \leq \sum_{t \in \{t_1, t_2\}} \lambda_t \mathcal{F}_t(X, \theta_{br}^{(k-1)}) - \frac{\eta}{2} (1 - \cos^2 \phi_{\delta_1 \delta_2}) \|\delta_1(br_{k-1}, \mathcal{F}) + \delta_2(br_{k-1}, \mathcal{F})\|^2$$

where by $\phi_{\delta_1, \delta_2}$ we denote the angle of fairness conflict between $\delta_1(br_{k-1}, \mathcal{F})$ and $\delta_2(br_{k-1}, \mathcal{F})$. Now, as we have $\delta_1(br_k, \mathcal{F}) \cdot \delta_2(br_k, \mathcal{F}) < 0$, we get $0 < \cos^2 \phi_{\delta_1, \delta_2} \leq 1$, and henceforth, preserve the locally optimal property of $\sum_{t \in \{t_1, t_2\}} \lambda_t \mathcal{F}_t$. Now, plugging everything together, updating $\theta_{br}^{(k-1)}$ with the resultant gradients $\sum_{i \in \{1, 2\}} \delta_i(br_{k-1}, \mathcal{L})$ and $\sum_{i \in \{1, 2\}} \delta_i(br_{k-1}, \mathcal{F})$ would be locally optimal to $\sum_{t \in \{t_1, t_2\}} \mathcal{L}_t + \lambda_t \mathcal{F}_t$ when we have $\sum_{i \in \{1, 2\}} \delta_i(br_{k-1}, \mathcal{L}) \cdot \sum_{i \in \{1, 2\}} \delta_i(br_{k-1}, \mathcal{F}) \geq 0$. Since, k is any arbitrary epoch with $k \geq e$, the above property of local optimality can be generalised when we have $\sum_{i \in \{1, 2\}} \delta_i(br_k, \mathcal{L}) \cdot \sum_{i \in \{1, 2\}} \delta_i(br_k, \mathcal{F}) \geq 0$ for any k until convergence of $\sum_{t \in \{t_1, t_2\}} \mathcal{L}_t + \lambda_t \mathcal{F}_t$. However, when $\sum_{i \in \{1, 2\}} \delta_i(br_k, \mathcal{L}) \cdot \sum_{i \in \{1, 2\}} \delta_i(br_k, \mathcal{F}) < 0$ it suggest that the resultant $\sum_{i \in \{1, 2\}} \delta_i(br_k, \mathcal{L})$ and $\sum_{i \in \{1, 2\}} \delta_i(br_k, \mathcal{F})$ are pulling each other to different direction resulting in a sub-optimal convergence. \square

Visual Explanation Of Theorem 2 Using Gradient Updates in Branch Parameters

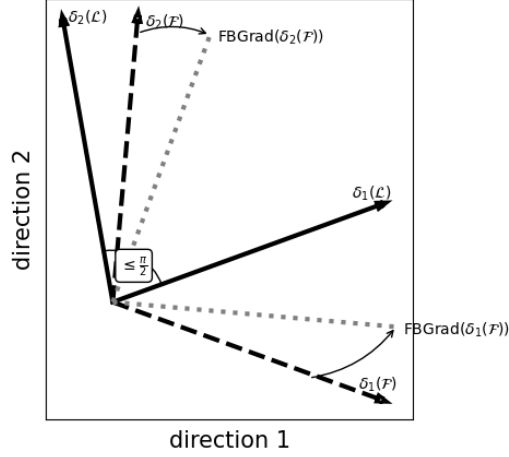
Since we are analysing the updates for the parameter θ_{br} only, we relax the notations further, and denote $\delta_1(\mathcal{L})$ for $\delta_1(br, \mathcal{L})$ and likewise for the others. From the Assumption 2 and proof of Theorem 2, we get that $\delta_1(\mathcal{L}) \cdot \delta_2(\mathcal{L}) \geq 0$ for t_1, t_2 grouped by FairBranch. Thus, for our visualization we fix the locations of $\delta_1(\mathcal{L})$ and $\delta_2(\mathcal{L})$ with angle between them $\leq \frac{\pi}{2}$. Now, the position of $\delta_1(\mathcal{F})$ and $\delta_2(\mathcal{F})$ can incur three possible scenarios. We present the visualization of all the scenarios below with analytical explanation. For ease of understanding we plot the visualization in 2-d plane and consider the norm of resultant accuracy loss gradient $\|\sum_{i \in \{1, 2\}} \delta_i(\mathcal{L})\|_{\mathbf{F}}$ and the norm of the resultant fairness loss gradient $\|\sum_{i \in \{1, 2\}} \delta_i(\mathcal{F})\|_{\mathbf{F}}$ to be equal.

Case 1: When gradient vectors $\delta_1(\mathcal{F})$ and $\delta_2(\mathcal{F})$ within the space between $\delta_1(\mathcal{L})$ and $\delta_2(\mathcal{L})$.



We see that there exists no conflicts between any gradient vectors since maximum upper bound of angles between the vectors $\leq \frac{\pi}{2}$.

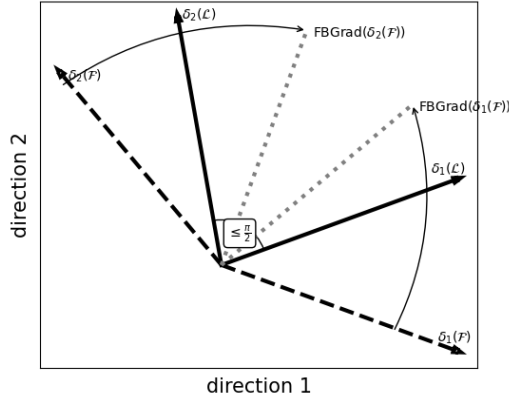
Case 2: When one of $\delta_1(\mathcal{F})$ and $\delta_2(\mathcal{F})$ lies in between (order doesn't matter since t_1 and t_2 can represent any two task) within the space between $\delta_1(\mathcal{L})$ and $\delta_2(\mathcal{L})$, while the other lies outside. Now, if the angle between $\delta_1(\mathcal{F})$ and $\delta_2(\mathcal{F})$ is $> \frac{\pi}{2}$ we apply our FBGrad update to bring them closer to each other, unless only if angle between $\delta_1(\mathcal{F})$ and $\delta_2(\mathcal{F})$ is π .



From our condition on λ_t we know that angle between $\delta_t(\mathcal{L})$ and $\delta_t(\mathcal{F})$ is always $\leq \frac{\pi}{2}$. Thus, in extreme case the resultant vector $\vec{r}_{\mathcal{L}}$ between $\delta_1(\mathcal{L})$ and $\delta_2(\mathcal{L})$ can be towards direction of $\delta_2(\mathcal{L})$. Now, the resultant vector $\vec{r}_{\mathcal{F}}$ between $\text{FBGrad}(\delta_1(\mathcal{F}))$ and $\text{FBGrad}(\delta_2(\mathcal{F}))$ can either be $\vec{0}$ (when originally angle between $\delta_1(\mathcal{F})$ and $\delta_2(\mathcal{F})$ is π) or in another extreme case, towards direction of $\text{FBGrad}(\delta_1(\mathcal{F}))$. Considering when $\vec{r}_{\mathcal{F}}$ is $\vec{0}$, since $\|\vec{r}_{\mathcal{L}}\|_{\mathbf{F}} = \|\vec{r}_{\mathcal{F}}\|_{\mathbf{F}}$, the overall resultant vector $\vec{r} = \vec{r}_{\mathcal{L}} + \vec{r}_{\mathcal{F}} = \vec{0}$ which implies convergence. In any other case, \vec{r} will move towards a direction with an angle $\leq \frac{\pi}{2}$ to both $\vec{r}_{\mathcal{L}}$ and $\vec{r}_{\mathcal{F}}$, since angle between $\vec{r}_{\mathcal{L}}$ and $\vec{r}_{\mathcal{F}}$ is $\leq \pi$.

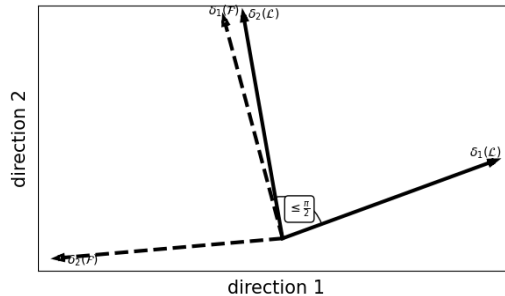
Case 3: When gradient vectors $\delta_1(\mathcal{F})$ and $\delta_2(\mathcal{F})$ both lies outside the space between $\delta_1(\mathcal{L})$ and $\delta_2(\mathcal{L})$. This combination provides the possibility of three sub-cases by rotating the position of the gradient vectors.

a) $\delta_1(\mathcal{L})$ and $\delta_2(\mathcal{L})$ lying in between space of $\delta_1(\mathcal{F})$ and $\delta_2(\mathcal{F})$ with angle between $\delta_1(\mathcal{F})$ and $\delta_2(\mathcal{F}) \leq \pi$.



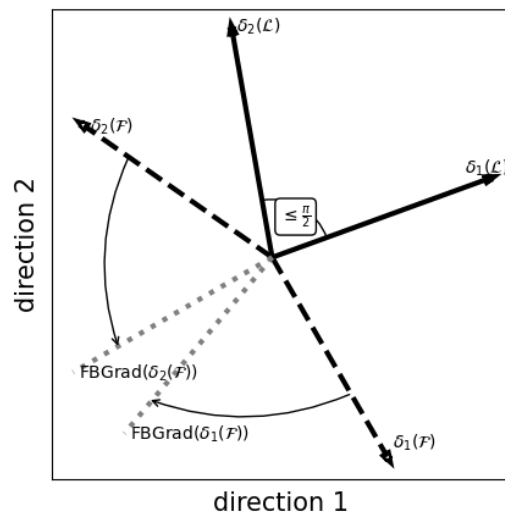
In this sub-case, after FBGrad update the angle between $\text{FBGrad}(\delta_1(\mathcal{F}))$ and $\text{FBGrad}(\delta_2(\mathcal{F}))$ will always be $\leq \frac{\pi}{2}$ with $\text{FBGrad}(\delta_1(\mathcal{F}))$ and $\text{FBGrad}(\delta_2(\mathcal{F}))$ either forming situation as in Case 1, or similar to Case 1 but with fairness gradients outside and accuracy gradient inside, or situation similar to Case 2 with angle $\leq \frac{\pi}{2}$ for both accuracy and fairness gradients. In all these situations \vec{r} will move in a direction that minimizes both $\vec{r}_{\mathcal{L}}$ and $\vec{r}_{\mathcal{F}}$.

b) Considering $\delta_2(\mathcal{L})$ is on the left of $\delta_1(\mathcal{L})$ (since order doesn't matter a vice versa situation is also trivially same), we have $\delta_1(\mathcal{F})$ and $\delta_2(\mathcal{F})$ are both on the left of $\delta_2(\mathcal{L})$ (or right of $\delta_1(\mathcal{L})$).



In this sub-case, since we have angle between $\delta_t(\mathcal{F})$ and $\delta_t(\mathcal{L})$ being $\leq \frac{\pi}{2}$ by our condition on λ_t , with $t = 1, 2$; the angle between $\delta_1(\mathcal{F})$ and $\delta_2(\mathcal{F})$ is always $\leq \frac{\pi}{2}$. Now, as both $\delta_1(\mathcal{F})$ and $\delta_2(\mathcal{F})$ lies on the same side outside the arc of $\delta_1(\mathcal{L})$ and $\delta_2(\mathcal{L})$, we will trivially have the angle between $\vec{r}_{\mathcal{L}}$ and $\vec{r}_{\mathcal{F}}$ to be $\leq \frac{\pi}{2}$. Thus, again \vec{r} will move in a direction that is optimal to both $\vec{r}_{\mathcal{L}}$ and $\vec{r}_{\mathcal{F}}$.

c) $\delta_1(\mathcal{L})$ and $\delta_2(\mathcal{L})$ lying in the space between $\delta_1(\mathcal{F})$ and $\delta_2(\mathcal{F})$ with angle between $\delta_1(\mathcal{F})$ and $\delta_2(\mathcal{F})$ being $> \pi$.



In this sub-case FairBranch will not be able to make any improvement for either of $\sum_{t \in \{t_1, t_2\}} \mathcal{L}_t$ or $\sum_{t \in \{t_1, t_2\}} \mathcal{F}_t$, without harming the other. We can clearly see that the FBGrad update will further push $\vec{r}_{\mathcal{F}}$ away from $\vec{r}_{\mathcal{L}}$ and we will always have angle between $\vec{r}_{\mathcal{F}}$ and $\vec{r}_{\mathcal{L}}$ to be $> \frac{\pi}{2}$ but $< \frac{3\pi}{2}$.

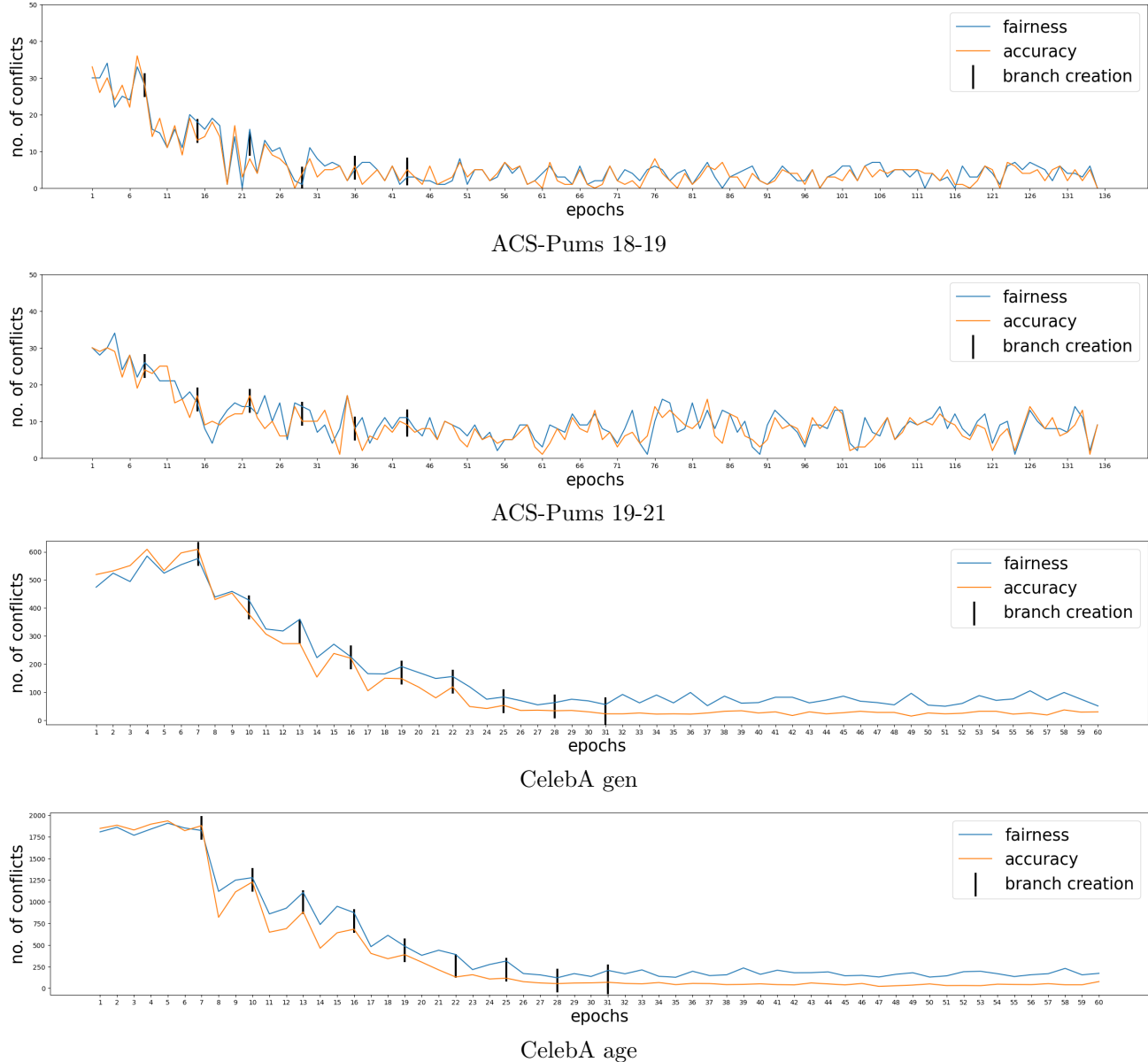
Additional Results and Experiments

Additional Information For Experimental Set-up

For our experiments we use Pytorch framework. For the vision experiments we use Resnet18 with pre-trained weight and frozen layers to embed images. For our experiments with tabular data we use $\tau = 0.7$ and for vision we use $\tau = 0.8$. We select the value of τ using an Ablation study. The default value of τ if not given is mean of all the pairwise $sim()$ (c.f. Section 3) values between the tasks. The number layers we used in our experiments to initiate each of the MTLs for the tabular experiments above the input layer are 5 with their dimensions in order from input to output are: (1024, 128, 256, 512, 128); and for visual data are 8 with their dimensions in order from input to output are: (1024, 128, 256, 512, 128, 64, 256, 128). For all the layers we use fully connected linear layers with non-linear ‘Relu’ activation Agarap (2018). Other than last layer which goes to the output, on top of every layer we use a ‘Batch Normalization’ Ioffe and Szegedy (2015). For optimizing the MTLs we used ‘AdamW’ optimizer Loshchilov and Hutter (2017) for faster convergence. For our tabular experiments we split the training data into 70:30 train:validation set stratified across the all states from which census was carried. For our vision experiment we used the predefined train:validation:test split as provided by the CelebA data publisher Liu et al. (2015). Our code is available at github.com/arjunroyihp/FairBranch-Open-Source-Intelligence/.

Additional Results

During the course of training the *FairBranch*, we plotted the number of conflicts observed in every epoch, along with the branching points (an epoch when a new branch is created). The main idea was to check what impact branch formation (labelled as branch creation) mechanism of *FairBranch* has to the number of conflicts observed.



In all the data setup we notice that the number of accuracy conflicts drops significantly upon formation of branch. Further, the number of conflicts either keeps on decreasing or stays visibly stable. Also, we infer that the FBGrad mechanism in the branches is able to keep the number of fairness conflict at check and reduce over the epochs, here forth pushing the MTL towards a joint convergence of accuracy and fairness.

Ablation Study

From Section Theoretical Analysis (Sec. 4) we get that selection of τ is a very important factor in *FairBranch*. To select the best τ we validate our model over the values: (0.4, 0.5, 0.6, 0.7, 0.8). Intuitively lower values would mean loosely grouped tasks, while very high values would result in more single task branches, increasing the number of parameters. We also checked for relative percentage of parameters that *FairBranch* needs for a given τ , compared to total parameters required for training T STLs (each task with a dedicated STL). We depict

our findings in table 2. We found that for tabular data $\tau=0.7$ produced the best trade-off, while surprisingly requiring less parameters compared to that with $\tau=0.5$. A similar behaviour is also observed in visual data, where even though $\tau=0.6$ produced the best trade-off, $\tau=0.8$ led to less parameters compared with 0.4. Upon investigation, we found that at times with lower values of τ as the model finds groups with loose attachment, it passes comparatively less effective knowledge to the parameters below. Eventually, this hurts the model as the branches become more dissimilar, requiring the model to find more standalone branches as it goes deep into the shared parameters.

Table 2: Ablation Study with Varying τ on Validation Data. RP: Relative Parameters Compared to Training STL for each Task, ARA (Accuracy), and ARF (Fairness).

τ	Metric		ACS-PUMS		CelebA	
			18-19	19-21	gen	age
0.4	ARA		0.97	1.06	1.06	1.04
	ARF	EP	1.05	0.96	1.86	6.73
		EO	1.08	0.95	1.52	1.07
	RP		0.41	0.70	0.39	0.41
0.5	ARA		0.99	1.08	1.03	1.02
	ARF	EP	1.07	0.93	2.88	2.30
		EO	1.07	0.93	1.71	1.27
	RP		0.55	0.63	1.30	0.39
0.6	ARA		0.98	1.03	1.03	1.01
	ARF	EP	0.95	1.06	1.38	3.07
		EO	0.97	1.07	1.13	1.20
	RP		0.55	0.41	0.37	0.39
0.7	ARA		1.00	1.07	1.03	1.03
	ARF	EP	0.96	1.00	2.41	3.83
		EO	0.97	0.99	1.79	1.27
	RP		0.41	0.41	0.35	0.48
0.8	ARA		0.99	1.07	0.97	1.04
	ARF	EP	1.01	0.93	1.74	5.05
		EO	1.02	0.93	1.56	1.29
	RP		0.73	0.41	0.29	0.40