

Variational measurement-based quantum computation for generative modeling

Arunava Majumder¹, Marius Krumm¹, Tina Radkohl¹, Hendrik Poulsen Nautrup¹, Sofiene Jerbi², and Hans J. Briegel¹

¹Institute for Theoretical Physics, University of Innsbruck, Technikerstr. 21a, A-6020 Innsbruck, Austria

²Dahlem Center for Complex Quantum Systems, Freie Universität Berlin, Berlin, Germany

Measurement-based quantum computation (MBQC) offers a fundamentally unique paradigm to design quantum algorithms. Indeed, due to the inherent randomness of quantum measurements, the natural operations in MBQC are not deterministic and unitary, but are rather augmented with probabilistic byproducts. Yet, the main algorithmic use of MBQC so far has been to completely counteract this probabilistic nature in order to simulate unitary computations expressed in the circuit model. In this work, we propose designing MBQC algorithms that embrace this inherent randomness and treat the random byproducts in MBQC as a resource for computation. As a natural application where randomness can be beneficial, we consider generative modeling, a task in machine learning centered around generating complex probability distributions. To address this task, we propose a variational MBQC algorithm equipped with control parameters that allow to directly adjust the degree of randomness to be admitted in the computation. Our numerical findings indicate that this additional randomness can lead to significant gains in learning performance in certain generative modeling tasks. These results highlight the potential advantages in exploiting the inherent randomness of MBQC and motivate further research into MBQC-based algorithms.

1 Introduction

Among the different models of quantum computation, the circuit model is arguably the most popular model for designing quantum algorithms [1]. In this model, quantum computation is performed mainly in a deterministic fashion by following a sequence of unitary gates, and the only randomness in the computation arises from the measurements performed as a final step. In that regard, measurement-based (or one-way) quantum computation (MBQC) [2–4] stands out as a radically different paradigm for quantum computation. In this model, one instead starts by a preparing large, entangled state (commonly a cluster state [5]) which is universal for quantum computing, and the actual computation is then entirely performed by a sequence of single-qubit measurements acting on this state. Since measurements have inherently random outcomes, this model naturally gives rise to a probabilistic (non-unitary) quantum computation. Notoriously however, it is possible to simulate the standard circuit model using MBQC [4]. This requires imposing an adaptive measurement scheme that corrects for random measurement outcomes as to simulate a deterministic unitary computation. In practice, this is also how MBQC is most commonly used for quantum computation: algorithms are natively designed in the circuit model and the MBQC implementation simply

simulates these quantum circuits via adaptive measurements.

In this work, we go beyond the standard use of MBQC and propose seeing its inherent randomness not as a hurdle to overcome, but as a feature to be exploited. We suggest only partially correcting random measurements, in a way that is also specified by the MBQC algorithm. This results in a controllable type of randomness to be left in the quantum computation that is natural to implement in the MBQC model but artificial to simulate in the circuit model.

It is not a priori clear which computational tasks could truly benefit from this inherent randomness. A good candidate however can be found in the field of machine learning. In generative modeling [6], one is indeed given the task of generating new samples from a certain target probability distribution, given only access to a limited number of training samples from this distribution. Naturally, this computational task requires some degree of randomness or “tailored noise” to generate good candidate distributions. A quantum algorithmic approach for generative modeling that has been gaining traction in recent years is based on so-called Quantum Circuit Born Machines (QCBM) [7, 8]. In this type of variational quantum algorithm [9], distributions generated by variational quantum circuits are taken as candidate distributions for a generative modeling task and are trained via classical optimization algorithms to approximate the target distribution.

Arunava.Majumder@uibk.ac.at

arXiv:2310.13524v1 [quant-ph] 20 Oct 2023

In this paper, we explore the idea of designing QCBMs in the MBQC model. Conceptually, our proposed model allows one to adjust the degree of adaptiveness in an MBQC computation, and therefore tailor the randomness of the computation to best fit potential target distributions. We develop the framework for designing MBQC computations with controllable adaptiveness and numerically showcase its advantage over fully adaptive MBQC in generative learning tasks.

This manuscript is structured as follows. In Sec. 2, we relate our approach to previous works in the literature. In Sec. 3, we present the MBQC framework and our newly introduced variational MBQC model. Sec. 4 is dedicated to the numerical investigation of different design choices for variational MBQC and exploring a potential learning advantage in generative modeling. In Sec. 5, we present our conclusions and outlook.

2 Related works

Quantum computers hold the promise to solve some classes of problems more efficiently than their classical counterparts. In their seminal work [10], Bravyi *et al.* established an unconditional quantum advantage for constant-depth quantum circuits over constant-depth classical circuits in a relational task they coined the 2D Hidden Linear Function (HLF) problem. Interestingly, the quantum circuits that solve 2D-HLF are naturally expressed as a *non-adaptive* MBQC computation on a cluster state [5], where the correlations between the random outcomes of MBQC are key to finding correct solutions. This result therefore showcases an interesting use of non-adaptive MBQC. A related result that also establishes a quantum advantage using non-adaptive MBQC is that of Miller *et al.* [11]. In this work, the authors showed that constant-depth MBQC can generate distributions that are inaccessible to polynomial-depth classical circuits, under a widely-believed conjecture in complexity theory (the non-collapse of the Polynomial Hierarchy). Primordially, the random byproducts resulting from the non-adaptive MBQC computation contribute to the randomness of the probability distribution generated, in a way that allows it to be generated in constant depth, while preserving its quantum advantage.

The main application for our variational MBQC model that we explore in this work is that of generative modeling. In the classical literature, a wide array of generative models have been proposed, each characterized by their unique architecture, strengths, and limitations. Among these models, Large Language Models [12], Latent Diffusion Models [13], and Variational Auto-Encoders [14] are some of the most notable ones. These models are used for various tasks, including text and data generation, data augmentation, and anomaly detection [15]. The models specialize in unraveling the intricate connections within high-dimensional target distributions, a particularly demanding task because generative modeling often entails working with lim-

ited information access. Quantum Generative Learning Models are a class of generative models that leverage quantum mechanics to enhance the learning process. Some of the popular examples are Generative Adversarial Networks [16] and Quantum Circuit Born Machines [7]. Similar to classical generative models, their primary goal is to approximate an unknown target state or distribution.

In a recent work [17], Ferguson *et al.* already introduced a measurement-based model for variational quantum computation, which they called the Measurement-Based Variational Quantum Eigensolver. This model comes in two variants. The first approach consists in simulating circuit-based ansätze with MBQC and aims for a more efficient resource utilization. This aspect was further investigated in a follow-up work [18]. The second approach proposes augmentations to MBQC computations that have no direct analogue in the circuit model and generate a broader range of variational state families. These findings, while highlighting the potential of MBQC, differ from our approach as they don't exploit the *inherent randomness of MBQC* to go beyond the circuit model. In another recent study [19], Wu *et al.* demonstrated that injecting random unitaries with trainable probabilities into variational quantum circuits could significantly enhance their expressivity and had the potential to greatly boost their training performance. These findings, while obtained in supervised learning tasks, are supportive of an advantage in designing probabilistic variational quantum computations. Nonetheless, the approach of Wu *et al.* does not exploit the inherent randomness of MBQC but rather injects externally generated random unitaries in the circuit model.

3 Methods

3.1 PQC, generative models, and QCBM

A parametrized quantum circuit (PQC) is a specialized quantum circuit composed of single and two-qubit gates equipped with adjustable parameters. Over time, researchers have put forth various strategies employing PQCs to tackle generative learning tasks [7, 8]. The efficient sampling capabilities inherent in quantum circuits serve as a compelling motivation for us to delve deeper into discerning the properties of PQCs that can boost their effectiveness in generative learning tasks. In this article, the PQC that we will be using is inspired and prescribed by MBQC and hence referred to as variational MBQC. A schematic diagram of this variational MBQC can be found in Fig. 3 where the quantum circuit is referred to as a PQC.

Generative learning refers to a category of unsupervised machine learning methods that aim to model the underlying probability distribution of a data set. In other words, generative models learn how data is generated and can subsequently generate new data samples that resemble the original data set. Generative mod-

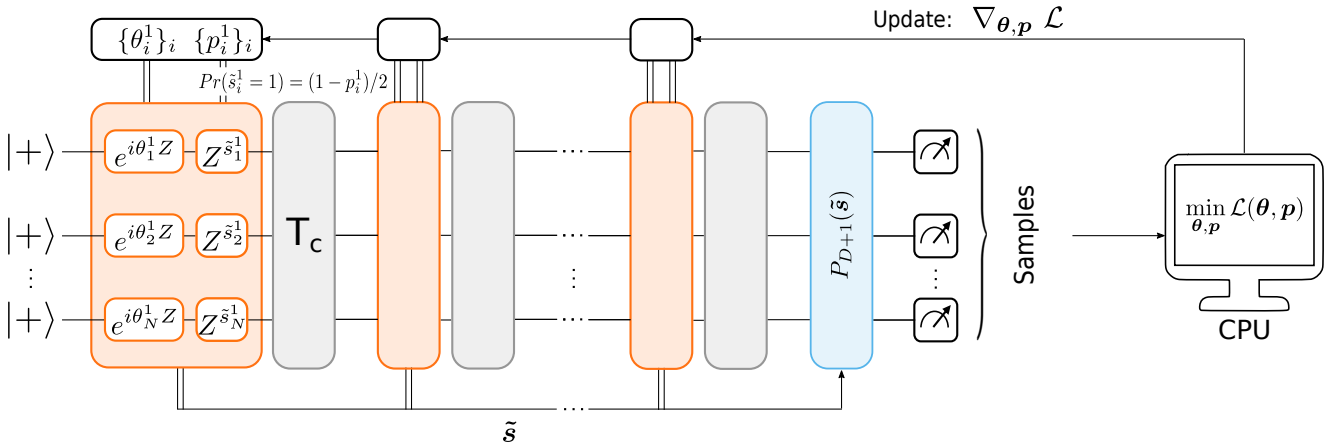


Figure 1: **Variational measurement-based quantum computation architecture.** Depicted is the circuit model picture for the variational MBQC proposed in this paper. Here, MBQC can be understood as alternating layers of local R_Z -rotations (parameterized by $\{\theta_i^j\}_{i,j}$), byproduct operators $Z^{\tilde{s}_i^j}$ and Clifford Quantum Cellular Automata T_c (C-QCA) as exemplified in Fig. 2. In this approach to generative modeling, we learn the variational angles $\{\theta_i^j\}_{i,j}$ and probabilities $\{p_i^j\}_{i,j}$ for correcting byproducts. To better control the impact of the randomness on the computation, we also maintain conditional control of Pauli operators at the end of the computation on the appearance of byproducts by $P_{D+1}(\tilde{s})$ (see Eq. (5)) as in standard adaptive MBQC. As shown in Sec. 4.3, this significantly improves the expressivity and versatility of the learning model. The resulting mixed unitary channel is given by Eq. (11). An implicit loss is calculated classically by comparing measurement samples from the MBQC with samples from the real distribution.

els can be of two types. *Explicit* generative models provide a tractable expression for the probability distribution $q_{\theta}(x)$ they generate (θ being the variational parameters and x being a sample), while *implicit* models define a stochastic process that generates samples from this distribution [20]. We will mainly talk about *implicit* generative models in this paper. The training data set of a generative model is a collection of M independent and identically distributed (*i.i.d.*) samples $D = \{x_1, x_2, \dots, x_M\}$, where the samples $x_k \in \{0, 1\}^N$ are N -bit strings. The corresponding distribution $\pi(x)$ is unknown and the goal is to design and train a model that can approximate $\pi(x)$ by generating its own samples from its empirical model distribution $q_{\theta}(x)$.

The foundational structure of a QCBM closely resembles that of the VQE algorithm [21], which comprises several essential components: a sufficiently expressive PQC incorporating both single-qubit parametrized gates and two-qubit gates, a classical post-processing stage where we compute the cost function and its corresponding gradient using samples generated by the PQC, and a feedback loop that iteratively updates the PQC parameters based on the cost function until convergence is achieved. This cyclic process continues until the cost function reaches a stable state. In a standard QCBM, a PQC prepares a parametrized state $|\psi(\theta)\rangle$, and a quantum measurement following the Born rule $q_{\theta}(x) = |\langle x|\psi(\theta)\rangle|^2$ is used to generate the model distribution. Each run of the PQC produces a single sample from $q_{\theta}(x)$. The fundamental advantage of a QCBM is that it allows efficient unbiased sampling from the encoded distribution which is a desirable property in generative models.

3.2 Measurement-based quantum computation

MBQC is a model for universal quantum computation that is driven by onsite measurements on an entangled *resource state* [3, 5]. In this scheme computation proceeds typically as follows: We start by initializing a so-called *cluster state* [5] by placing $|+\rangle$ -states on nodes of a rectangular lattice and applying controlled- Z (CZ -) gates between neighboring nodes, i.e., those connected by an edge (see Fig. 3 (top)). Information processing on a cluster state can be done by measuring by measuring each qubit of the cluster (from left to right) in the XY -plane of the Bloch sphere [22]. That is, depending on the quantum gate that we wish to implement, we pick a measurement basis $|\pm_{\theta_i^j}\rangle := |0\rangle \pm e^{i\theta_i^j} |1\rangle$ for each qubit at position $(i, j) \in [N] \times [D]$ on the rectangular grid, where $[N] = \{1, 2, \dots, N\}$ and $N \times (D + 1)$ is the size of the grid, where we added one additional layer as output qubits (see Fig. 3 (top)). Typically, this rightmost layer is then measured in the Z -basis. To simplify our calculations below, we assume periodic boundary conditions such that there is an edge between $(1, j)$ and (N, j) for all $j \in [D]$.

Given a cluster state and measurement angles, the deterministic unitary computation assumes that one measures $|\pm_{\theta_i^j}\rangle$ everywhere. However, it is known that for each individual qubit in the cluster state, the probability of the outcome $+1$ is exactly $\frac{1}{2}$, i.e., equally likely as measuring $|\pm_{\theta_i^j}\rangle$. Fortunately, on the cluster state, one can correct unintended outcomes -1 and therefore obtain a unitary computation, despite this inherent randomness: An outcome -1 corresponds to applying a projector $|\pm_{\theta_i^j}\rangle\langle\pm_{\theta_i^j}|$ instead of $|\pm_{\theta_i^j}\rangle\langle\pm_{\theta_i^j}|$. Using $|\pm_{\theta_i^j}\rangle\langle\pm_{\theta_i^j}| = Z|\pm_{\theta_i^j}\rangle\langle\pm_{\theta_i^j}|Z$, this

can be understood as if one had projected onto $|+\rangle\langle +|$ and then applied an additional Z -gate. Such accidental gates are referred to as *byproducts*. To understand how to correct for byproducts, consider the so-called *stabilizer* symmetries of a cluster state: Cluster states are invariant under application of gates of the form $X_{(i,j)} \otimes_{k \in \mathcal{N}(i,j)} Z_k$ where $\mathcal{N}(i,j)$ are the neighbors of the qubit at (i,j) . Whenever a byproduct operator appears, we can compensate for it by completing a stabilizer. For example, measuring -1 at (i,j) (corresponding to a $Z_{(i,j)}$ byproduct), we apply $X_{(i,j+1)}Z_{(i-1,j+1)}Z_{(i+1,j+1)}Z_{(i,j+2)}$ and thereby making it a symmetry of the cluster state.

As it was shown in Ref. [23–26], an MBQC can be understood in the circuit model where a Z -rotated measurement $e^{i\theta_i^j Z} |\pm\rangle_{(i,j)} \langle \pm| e^{-i\theta_i^j Z}$ at position (i,j) in the grid, becomes a local Z -rotation $e^{i\theta_i^j Z_i}$ (parameterized by an angle θ_i^j) on qubit i at depth j interleaved with a certain Clifford Quantum Cellular Automaton (C-QCA) (see Fig. 3 (bottom)). In general, C-QCAs are locality-preserving, translationally invariant Clifford operations, typically acting on a ring of qubits (i.e., assuming periodic boundary conditions). In the case of standard MBQC on a cluster state, the corresponding C-QCA, T_c , is a product of CZ -gates and Hadamard gates (see Fig. 2). As C-QCAs map Clifford gates onto Clifford gates, they are fully determined by their commutation relation with Pauli-operators. That is, we write (see Fig. 2),

$$\begin{aligned} T_c(X_i) &:= T_c X_i T_c^\dagger = X_{i-1} Z_i X_{i+1} \\ T_c(Z_i) &:= T_c Z_i T_c^\dagger = X_i \end{aligned} \quad (1)$$

for all $i \in [N]$ (which holds because we assumed periodic boundary conditions). As detailed in Ref. [23] the (universal) family of gates, parameterized by $\boldsymbol{\theta} = \{\theta_i^j\}_{i,j}$, that is implementable by this circuit (assuming no byproducts), is given by

$$\begin{aligned} U_c(\boldsymbol{\theta}) &= \prod_{j=D,\dots,1} \left(T_c \prod_{i=N,\dots,1} \exp(i\theta_i^j Z_i) \right) \\ &= \left(\prod_{\substack{j=D,\dots,1 \\ i=N,\dots,1}} \exp(i\theta_i^j T_c^{D-j+1}(Z_i)) \right) \cdot T_c^D \end{aligned} \quad (2)$$

where $T_c^k(Z_i)$ is applying T_c k times to Z_i . Eq. (2) can be derived simply from propagating all Z -rotations through the circuit in Fig. 3 to the end, in accordance with Eq. (1). An important property of T_c is that it is periodic, i.e. $T_c^L = \mathbb{I}$ for $L = N$ if N is even and $L = 2N$ if N is odd. That is, we can simplify $T_c^a = T_c^{[a]_L}$ where $[a]_L := a \bmod L$.

In this way, we can see how MBQC on a cluster state gives rise to an ansatz for PQCs according to Eq. (2) where T_c is the fixed part of the ansatz and measurement angles are variational parameters [23].

Byproducts appear in this picture as additional Z -operators at specific positions within the circuit (see

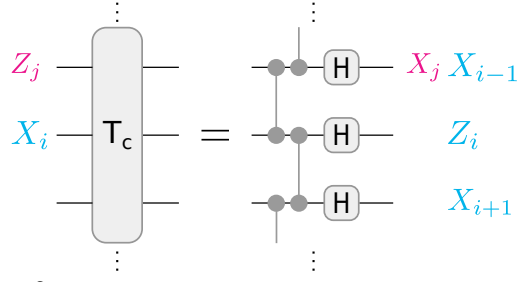


Figure 2: **C-QCA and byproduct propagation.** The C-QCA consists of a layer of controlled-phase gates between neighboring qubits and a layer of Hadamard gates on each qubit (assuming periodic boundary conditions). Byproduct propagation is exemplified for Pauli- X and $-Z$ operators, and can be straightforwardly extended to any product of Pauli operators (see Ref. [23]). The rule for byproduct propagation can be understood by the transition function in Eq. (1).

Fig. 3 (pink)).

To formulate an expression as in Eq. (2), but including byproducts, consider a set of numbers $\mathbf{s} := \{s_i^j\}_{i,j} \in \{0,1\}^{N \times D}$ that indicates the presence of a byproduct operator on qubit i at layer j as $Z_i^{s_i^j}$. Then, the full unitary family implemented by an MBQC given byproducts becomes,

$$\begin{aligned} U_c(\boldsymbol{\theta}, \mathbf{s}) &= \\ &= \left(\prod_{\substack{j=D,\dots,1 \\ i=N,\dots,1}} T_c^{D-j+1}(Z_i^{s_i^j}) \cdot \exp(i\theta_i^j T_c^{D-j+1}(Z_i)) \right) \cdot T_c^D. \end{aligned} \quad (3)$$

Here, we used the same rules for propagating byproducts as with the rotations before. Interestingly, as the byproducts are simply products of Pauli-operators, we can further propagate all byproducts to the end of the computation:

$$\begin{aligned} U_c(\boldsymbol{\theta}, \mathbf{s}) &= \prod_{\substack{j=D,\dots,1 \\ i=N,\dots,1}} T_c^{D-j+1}(Z_i^{s_i^j}) \cdot \\ &= \left(\prod_{\substack{j=D,\dots,1 \\ i=N,\dots,1}} \exp(i\theta_i^j [P_j(\mathbf{s}) T_c^{D-j+1}(Z_i) P_j^\dagger(\mathbf{s})]) \right) \cdot T_c^D \end{aligned} \quad (4)$$

where

$$P_j(\mathbf{s}) := \prod_{\substack{j'=j-1,\dots,1 \\ i'=N,\dots,1}} T_c^{D-j'+1}(Z_{i'}^{s_{i'}^{j'}}). \quad (5)$$

Since Eq. (5) are simply Pauli operators, the terms $P_j(\mathbf{s}) T_c^{D-j+1}(Z_i) P_j^\dagger(\mathbf{s})$ effectively only introduce angle flips due to the commutation relations $XZ = -ZX$. That is, we can write

$$P_j(\mathbf{s}) T_c^{D-j+1}(Z_i) = (-1)^{\kappa_i^j(\mathbf{s})} T_c^{D-j+1}(Z_i) P_j(\mathbf{s}), \quad (6)$$

for some $\kappa_i^j(\mathbf{s}) \in \{0,1\}$ that depends on the byproducts \mathbf{s} and position (i,j) in the circuit.

○ $e^{i\theta_i^j Z} |+\rangle\langle+| e^{-i\theta_i^j Z}$
○ $e^{i\theta_i^j Z} |-\rangle\langle-| e^{-i\theta_i^j Z}$
○ $|0\rangle\langle 0|, |1\rangle\langle 1|$

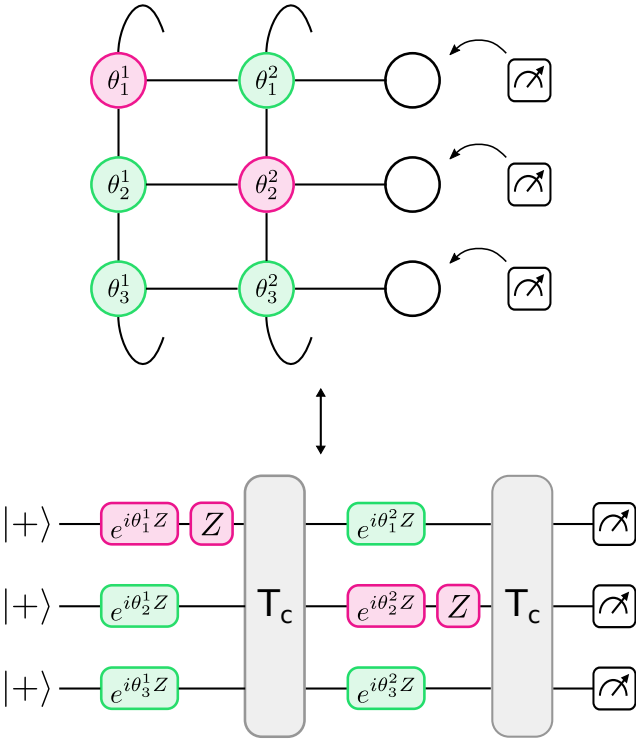


Figure 3: Circuit picture of an MBQC based on C-QCA. An MBQC on the cluster state (top) which only utilizes measurements in the XY -plane can be understood in the circuit picture (bottom) where local Z -rotations are interleaved with C-QCAs T_c . The output qubits in the third column (white) are measured in the Z -basis. Measurements on a cluster state are inherently random. In this example the bottom left qubit of the cluster state is measured in the $e^{i\theta_1^1 Z} |\pm\rangle\langle\pm| e^{-i\theta_1^1 Z}$ -basis, yielding the outcome $+1$ and thus showing no Z -byproduct in the circuit. We also depict two qubits (pink, top left and center) for which the measurements yielded a outcome -1 , resulting in Z -byproducts in the equivalent circuit. These byproducts can be corrected to make the computation unitary, but we will implement such corrections only with a certain probability.

3.3 Variational MBQC with probabilistic byproduct correction

In this section, we are going to describe an MBQC-based framework for PQCs (see Fig. 1) corresponding to a mixed unitary channel. For easier visualization, we will use the equivalent circuit picture of an MBQC based on C-QCA (see Sec. 3.2). We note, however, that this PQC is particularly well suited for an MBQC-based architecture because it does not assume any additional control beyond what is already required by an MBQC.

Besides using a C-QCA as a circuit ansatz for PQC, the central element of our architecture is a proper control and utilization of byproducts in U_c of Eq. (4). Typically, random byproduct operators of an MBQC would be fully corrected to ensure that the MBQC implements a deterministic (i.e., unitary) quantum compu-

tation (see Eq. (2)). In generative modelling however, it may be advantageous to allow for some (controlled) randomness. This is where our ansatz for variational MBQC comes in: Instead of correcting every byproduct, we introduce a *correction probability* p_i^j that specifies the probability with which a potential byproduct on qubit i at layer j is corrected. This correction probability is connected to a learnable parameter $\zeta_i^j \in \mathbb{R}$ as

$$p_i^j = \sigma(\zeta_i^j) \quad (7)$$

where $\sigma(\cdot)$ is the sigmoid function. As part of the architecture in Fig. 1, we sample a value $c_i^j \in \{0, 1\}$ from these probabilities as follows,

$$c_i^j = \begin{cases} 0 & \text{with probability } 1 - p_i^j, \\ 1 & \text{with probability } p_i^j \end{cases} \quad (8)$$

Now consider the random measurement outcome $s_i^j \in \{0, 1\}$ for a qubit (i, j) in an MBQC (corresponding to a $Z^{s_i^j}$ byproduct in Fig. 3 (bottom)). If $c_i^j = 1$, we correct the byproduct, while we do not correct it for $c_i^j = 0$. Effectively, this introduces a byproduct $Z^{\tilde{s}_i^j}$ in the circuit (see Fig. 1) where $\tilde{s}_i^j = (1 - c_i^j)s_i^j \forall i, j$. Equivalently, as $p(s_i^j = 1) = \frac{1}{2}$ and by the law of total probability, we find,

$$p(\tilde{s}_i^j = 1) = \frac{1}{2}(1 - p_i^j). \quad (9)$$

Naively, we could stop here and use the byproducts alone as source of randomness and rely on the family of unitaries implemented by $U_c(\boldsymbol{\theta}, \tilde{\mathbf{s}})$ in Eq. (4). However, as we will see in Sec. 4.3, byproducts introduce so much noise into the system that the output quickly becomes a uniform distribution with decreasing p_i^j . In the extreme case of discarding the measurement outcome altogether (i.e., $p_i^j = 0$), this has the same effect as tracing the corresponding qubit from the cluster state by virtue of the no-signaling principle. To mitigate this detrimental impact of byproducts, we introduce Pauli-operators at the end of the computation which are conditioned on the appearance of byproducts (see Fig. 1). These Pauli operators are $P_{D+1}(\tilde{\mathbf{s}})$ (see Eq. (5)) and are designed to correct for the first term in Eq. (4). Then, the corresponding family of unitaries that is implementable by this circuit is,

$$\tilde{U}_c(\boldsymbol{\theta}, \tilde{\mathbf{s}}) = \left(\prod_{\substack{j=D, \dots, 1 \\ i=N, \dots, 1}} \exp\left((-1)^{\kappa_i^j(\tilde{\mathbf{s}})} i\theta_i^j T_c^{D-j+1}(Z_q)\right) \right) \cdot T_c^D, \quad (10)$$

where we made use of Eq. (6) to express the exponent in Eq. (4) through angle flips. Given the learned probabilities $\mathbf{p} = \{p_i^j\}_{i,j}$, we can then define the *variational MBQC as a quantum channel* as follows,

$$\tilde{\mathcal{E}}_c(\boldsymbol{\theta}, \mathbf{p})[\rho] = \sum_{\tilde{\mathbf{s}} \in \{0,1\}^{N \times D}} p(\tilde{\mathbf{s}}) \tilde{U}_c(\boldsymbol{\theta}, \tilde{\mathbf{s}}) \rho \tilde{U}_c^\dagger(\boldsymbol{\theta}, \tilde{\mathbf{s}}) \quad (11)$$

where $p(\tilde{\mathbf{s}})$ is calculated as in Eq. (9). We can similarly define a model $\mathcal{E}_c(\boldsymbol{\theta}, \mathbf{p})$ where we replace \tilde{U}_c by U_c of Eq. (4),

$$\mathcal{E}_c(\boldsymbol{\theta}, \mathbf{p})[\rho] = \sum_{\tilde{\mathbf{s}} \in \{0,1\}^{N \times D}} p(\tilde{\mathbf{s}}) U(\boldsymbol{\theta}, \tilde{\mathbf{s}}) \rho U^\dagger(\boldsymbol{\theta}, \tilde{\mathbf{s}}). \quad (12)$$

In this way, our model for variational MBQC corresponds to a mixed unitary ansatz based on MBQC where rotation angles $\boldsymbol{\theta}$ are variational parameters that may be flipped probabilistically depending on other variational parameters \mathbf{p} (or equivalently \mathbf{z} , see Eq. (7)). As we will see in Sec. 4.3, $\tilde{\mathcal{E}}_c(\boldsymbol{\theta}, \mathbf{p})$ of Eq. 11 has a practical advantage over $\mathcal{E}_c(\boldsymbol{\theta}, \mathbf{p})$ of Eq. (12).

Finally, our goal is to learn the parameters $\boldsymbol{\theta} = \{\theta_i^j\}_{i,j}$ and $\mathbf{p} = \{p_i^j\}_{i,j}$, such that the Z -measurements at the end model a target distribution. To this end, we sample from the circuit many times and compare it to samples from the target distribution through an implicit loss function (see Sec. 3.4).

3.4 Cost and gradient

In a manner analogous to the various generative model types (see Sec. 3.1), we can also employ both *explicit* and *implicit* loss functions to address different problem scenarios. Explicit loss functions necessitate direct access to both the target and model probability distributions. There are many popular examples of explicit losses e.g. mean squared error (MSE), KL divergence (KLD)[27], Jensen-Shannon divergence (JSD)[28] and many more. Conversely, implicit loss functions only demand access to samples generated from these two distributions.

An implicit loss is defined as an average over samples drawn from model and target distributions. Implicit losses can be formulated, in general, as

$$\mathcal{L}_{\text{impl}}(\boldsymbol{\theta}) := \mathbb{E}_{x_1, x_2, \dots, x_M \sim \{\pi, q_{\boldsymbol{\theta}}\}} g(x_1, x_2, \dots, x_M) \quad (13)$$

Here, g represents a scalar function that exclusively takes the data samples as input and remains independent of the distributions. The expectation is computed across all data samples drawn from either the target, the model, or both distributions.

In this paper, we employ a QCBM, an implicit generative model, such that the natural choice for a loss function is an implicit loss. Moreover, authors in Ref. [29] explicitly demonstrated the superiority of implicit losses in training implicit generative models, in contrast to explicit losses that are more appropriate for explicit models. For our purposes, we therefore employ the Maximum Mean Discrepancy (MMD) [30] as an implicit loss function, which is defined as follows:

$$\begin{aligned} \mathcal{L} = & \mathbb{E}_{\substack{x \sim q(\boldsymbol{\theta}, \mathbf{p}) \\ y \sim q(\boldsymbol{\theta}, \mathbf{p})}} [K(x, y)] - 2 \mathbb{E}_{\substack{x \sim q(\boldsymbol{\theta}, \mathbf{p}) \\ y \sim \pi}} [K(x, y)] \\ & + \mathbb{E}_{\substack{x \sim \pi \\ y \sim \pi}} [K(x, y)] \end{aligned} \quad (14)$$

Here, the $q(\boldsymbol{\theta}, \mathbf{p})$ represents the distribution from a QCBM with two different types of parameters $(\boldsymbol{\theta}, \mathbf{p})$. More specifically, $\boldsymbol{\theta}$ are the measurement angles and \mathbf{p} are the correction probabilities $\{p_i^j\}_{i,j}$ as defined in Eq. (7) which govern the mixed unitary channel in Eq. (11) according to Eq. (9). In particular, this means that we make the degree of non-adaptiveness learnable. The $K(x, y)$ in Eq. (14) is referred to as the kernel function, which is used to introduce a measure of similarity between samples. Here we consider a kernel composed of a mixture of Gaussians, defined as

$$K(x, y) = \frac{1}{d} \sum_{k=1}^d \exp\left(-\frac{\|x - y\|^2}{2\sigma_k}\right) \quad (15)$$

where $\sigma_k > 0$ is a bandwidth parameter that controls the width of the Gaussian, d is the number of Gaussians mixed, and $\|\cdot\|$ is the ℓ_2 -norm between data samples x and y . The kernel contributes by providing a continuous measure of distance between the target and model samples [29], and the bandwidth parameters σ_k allow us to control the order of magnitude on which samples are considered to be similar. We choose $d = 2$ and $\sigma_1, \sigma_2 = 0.5, 4$.

The resulting gradient for the variational measurement angles (see Ref. [7]) of the PQC is

$$\begin{aligned} \frac{\partial \mathcal{L}}{\partial \theta_i^j} = & \mathbb{E}_{\substack{x \sim q(\boldsymbol{\theta}^+, \mathbf{p}) \\ y \sim q_{\boldsymbol{\theta}^+}} [K(x, y)] - \mathbb{E}_{\substack{x \sim q(\boldsymbol{\theta}^-, \mathbf{p}) \\ y \sim q_{\boldsymbol{\theta}^-}} [K(x, y)] \\ & - \mathbb{E}_{\substack{x \sim q(\boldsymbol{\theta}^+, \mathbf{p}) \\ y \sim \pi}} [K(x, y)] + \mathbb{E}_{\substack{x \sim q(\boldsymbol{\theta}^-, \mathbf{p}) \\ y \sim \pi}} [K(x, y)] \end{aligned} \quad (16)$$

Here, $q(\boldsymbol{\theta}^+, \mathbf{p})$ and $q(\boldsymbol{\theta}^-, \mathbf{p})$ are the output distributions of the QCBM with parameters $\boldsymbol{\theta}^\pm = \boldsymbol{\theta} \pm \frac{\pi}{2} \mathbf{e}_i^j$ and \mathbf{e}_i^j is a vector with a 1 at position (i, j) and 0s elsewhere. We do this parameter shifting for each angle individually with other angles unchanged. The parameters $\boldsymbol{\varphi}$ is the set of unchanged parameters, i.e., $\boldsymbol{\varphi} = (\boldsymbol{\theta}, \mathbf{p})$.

The gradient for the correction probabilities takes the following form

$$\begin{aligned} \frac{\partial \mathcal{L}}{\partial p_i^j} = & 2 \left(\mathbb{E}_{\substack{x \sim q_{\boldsymbol{\varphi}^1} \\ y \sim q_{\boldsymbol{\varphi}^1}} [K(x, y)] - \mathbb{E}_{\substack{x \sim q_{\boldsymbol{\varphi}^0} \\ y \sim q_{\boldsymbol{\varphi}^0}} [K(x, y)] \right) \\ & - 2 \left(\mathbb{E}_{\substack{x \sim q_{\boldsymbol{\varphi}^1} \\ y \sim \pi}} [K(x, y)] - \mathbb{E}_{\substack{x \sim q_{\boldsymbol{\varphi}^0} \\ y \sim \pi}} [K(x, y)] \right) \end{aligned} \quad (17)$$

Here, $\boldsymbol{\varphi}^1 = (\boldsymbol{\theta}, \mathbf{p}^1)$ and $\boldsymbol{\varphi}^0 = (\boldsymbol{\theta}, \mathbf{p}^0)$, where

$$(p^b)_{i'}^{j'} := \begin{cases} p_{i'}^{j'} & \text{for } i', j' \neq i, j \\ b & \text{for } i', j' = i, j \end{cases} \quad (18)$$

for the i' -th qubit and j' -th layer, and $b \in \{0, 1\}$, meaning that the original correction probabilities $p_{i'}^{j'}$ are only modified at the (i, j) -th location, where the correction probability is set to 0 for $b = 0$ and 1 for $b = 1$. The derivation of this gradient is deferred to Appendix A.

To ensure precise gradient estimation, it's essential to accumulate a large number of samples from the quantum circuit. This entails repeating the process multiple times with varying parameter sets. Once the sampling noise is sufficiently mitigated to a predetermined level, this information can then be leveraged to update the parameters on a classical computer. These refined parameters are subsequently fed back into the quantum circuit, facilitating the continuation of the training process.

4 Results

In this section, we investigate the use of the variational MBQC as defined in the previous sections as a quantum generative model. In Sec. 4.1 and 4.2, we first demonstrate numerically the potential advantage of using a mixed unitary channel model $\tilde{\mathcal{E}}_c(\boldsymbol{\theta}, \mathbf{p})$ (see Eq. (11)) over a deterministic (unitary) model $\tilde{\mathcal{E}}_c(\boldsymbol{\theta}, \mathbf{p} = \mathbf{1})[\rho] \equiv U_c(\boldsymbol{\theta})\rho U_c^\dagger(\boldsymbol{\theta})$ (comparing Eq. (2) with Eq. (4) for $\mathbf{s} = 0$). This is done for two generative learning tasks. In Sec. 4.3, we demonstrate numerically that the model $\tilde{\mathcal{E}}_c$ in Eq. (11) offers an advantage over the model \mathcal{E}_c in Eq. (12).

4.1 Learning mixed unitary channel distributions

In this section, we numerically demonstrate the advantage in expressiveness of a generative model based on mixed unitary channels $\tilde{\mathcal{E}}_c(\boldsymbol{\theta}, \mathbf{p})$ over a unitary model $U_c(\boldsymbol{\theta})$. To this end, we randomly pick a $\tilde{\mathcal{E}}_c(\boldsymbol{\theta}_t, \mathbf{p}_t)$ as a target, and then numerically compare the learning performance of two models $U_c(\boldsymbol{\theta})$ and $\tilde{\mathcal{E}}_c(\boldsymbol{\theta}, \mathbf{p})$ at the same depth and width. The target model is initialized with angles $\boldsymbol{\theta}_t$ and probabilities \mathbf{p}_t drawn uniformly at random from $[0.8, 1]$. The generated outcome distribution of the target model $\tilde{\mathcal{E}}_c(\boldsymbol{\theta}_t, \mathbf{p}_t)$ serves as the target distribution that the two models $U_c(\boldsymbol{\theta})$ and $\tilde{\mathcal{E}}_c(\boldsymbol{\theta}, \mathbf{p})$ are supposed to learn. For updating the model parameters, we opt for the Adagrad optimizer [31] and compute gradients as outlined in Eqs. 16 and 17. The $\boldsymbol{\theta}$ parameters of the trained models are initialized at random from a uniform distribution within the interval $[0, 1]$. Similarly, the correction probabilities \mathbf{p} are randomly sampled from a uniform distribution within the range $[r, 1]$, where $r = 1 - 3/(N \times D)$. As before, N is the number of qubits and D is the circuit depth. It is generally favorable to initialize the correction probabilities close to 1 as the distribution becomes otherwise too uniform.

In Fig. 4 we show the results of the generative learning process. We use model $\tilde{\mathcal{E}}_c$ to generate the target distribution for two system sizes: $N = 5$ and $N = 8$ qubits, with respective circuit depths of $D = 4$ and $D = 7$. The training dataset comprises 5000 samples for the $N = 5$ qubits example and 10,000 samples for the $N = 8$ qubits case. Both learning models, U_c and $\tilde{\mathcal{E}}_c$, undergo training with identical hyperparameters,

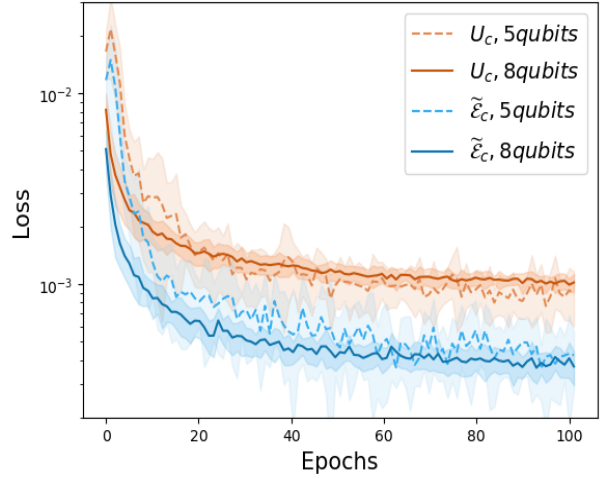


Figure 4: **Variational MBQC learning performance across various system sizes.** Two learning models, based on $\tilde{\mathcal{E}}_c(\boldsymbol{\theta}, \mathbf{p})$ (blue) in Eq. (11) and $U_c(\boldsymbol{\theta})$ (orange) in Eq. (2), respectively, are trained to approximate a given target distribution, generated from a mixed unitary channel based on $\tilde{\mathcal{E}}_c$ in Eq. (11). All models use the same number of qubits and layers. The plot shows the mean loss across 100 epochs averaged over 12 randomly initialized iterations. The shaded areas correspond to the respective standard deviations. *Solid lines:* Learning performance of U_c (orange) and $\tilde{\mathcal{E}}_c$ (blue), respectively, for $N = 8$ qubits and depth $D = 7$. *Dashed lines:* Learning performance of U_c (orange) and $\tilde{\mathcal{E}}_c$ (blue), respectively, for $N = 5$ qubits and depth $D = 4$. This plot shows the improved performance of the mixed unitary models over the unitary models in this task.

including number of qubits, circuit depth, and dataset size. Our training utilizes the implicit loss function in Eq. (14), where each model learns for 100 epochs. To ensure robustness and consistency, we repeat the training process with random initialization, calculating an average loss across 12 iterations.

In Fig. 4, we see in the averaged learning curves that there are significant gaps between the final losses achieved by the unitary models U_c on the one hand and the mixed unitary models $\tilde{\mathcal{E}}_c$ on the other hand. These gaps demonstrate that mixed unitary models can be better at learning to represent mixed unitary targets than unitary models.

4.2 Learning double Gaussian distributions

In this section, we compare the two models $\tilde{\mathcal{E}}_c(\boldsymbol{\theta}, \mathbf{p})$ and $U_c(\boldsymbol{\theta})$ on a more practical generative learning task. Specifically, we consider a target distribution created by two overlapping Gaussian distributions, as studied in [7],

$$\pi(x) \propto \left(\exp\left(-\frac{(x - \mu_1)^2}{2\sigma_g^2}\right) + \exp\left(-\frac{(x - \mu_2)^2}{2\sigma_g^2}\right) \right) \quad (19)$$

where σ_g is the standard deviation of each Gaussian and μ_1, μ_2 are the two mean values of the distributions. Here, we are assuming discrete (binary) data points $\{x_1, x_2, \dots, x_M\}$, where $M = 2^N$ and N is the num-

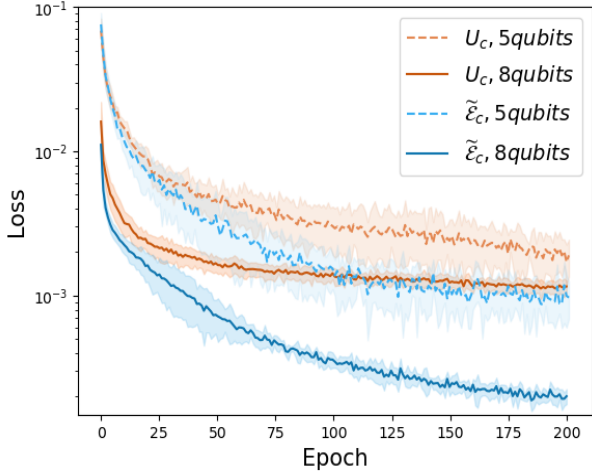


Figure 5: **Variational MBQC learning performance on a double Gaussian across various system sizes.** Two learning models, based on $\tilde{\mathcal{E}}_c(\boldsymbol{\theta}, \boldsymbol{p})$ (blue) in Eq. (11) and $U_c(\boldsymbol{\theta})$ (orange) in Eq. (2), respectively, are trained to approximate a given target distribution, generated from a double Gaussian distribution in Eq. (19). The plot shows the mean loss over 200 episodes averaged over 8 randomly initialized iterations. The shaded areas correspond to the respective standard deviations. *Solid lines:* Learning performance of U_c (orange) and $\tilde{\mathcal{E}}_c$ (blue), respectively, for $N = 8$ qubits and depth $D = 7$. *Dashed lines:* Learning performance of U_c (orange) and $\tilde{\mathcal{E}}_c$ (blue), respectively, for $N = 5$ qubits and depth $D = 4$. This plot shows the improved performance of the mixed unitary models over the unitary models in this task, with the gap widening as the system size increases.

ber of qubits, to approximate the continuous Gaussian distribution using our variational MBQC. The values of these parameters are chosen similarly to those in Ref. [7].

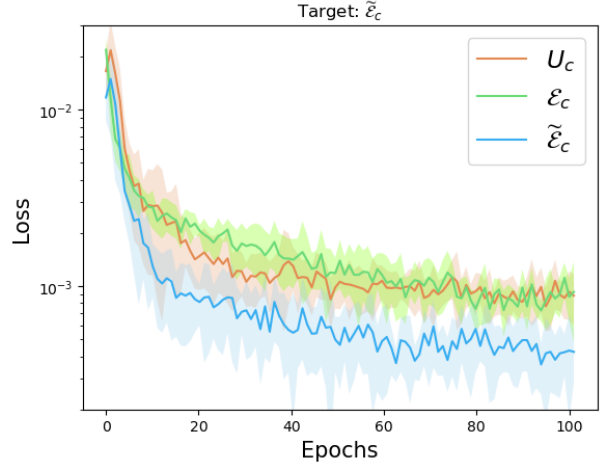
We maintain uniformity in our experiments, using the same initialization as in Sec. 4.1 as well as the same numbers of qubits ($N = 5$ and $N = 8$) and corresponding circuit depths ($D = 4$ and $D = 7$). The chosen sample sizes consist of 8000 samples for the $N = 5$ qubit example and 20,000 samples for the $N = 8$ qubit case.

In Fig. 5, a clear learning gap emerges between both models across different system sizes, with the gap widening as the system size increases. Each plot calculates the average loss across 8 iterations.

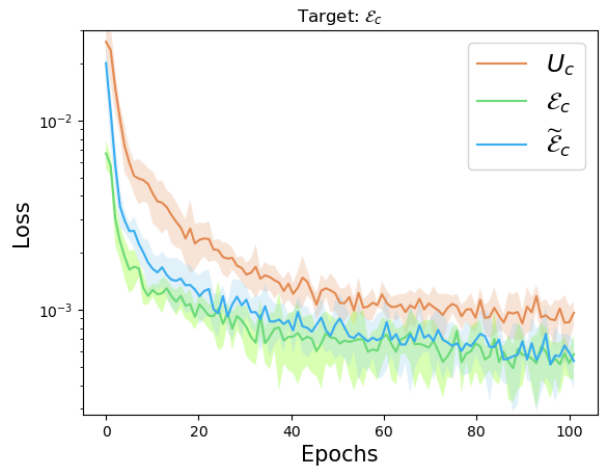
Our empirical results in Secs. 4.1 and 4.2 show that the generative quantum model based on variational MBQC with probabilistic byproduct correction can provide a learning advantage over the same variational ansatz based on a unitary circuit.

4.3 Comparison between models $\tilde{\mathcal{E}}_c$ and \mathcal{E}_c

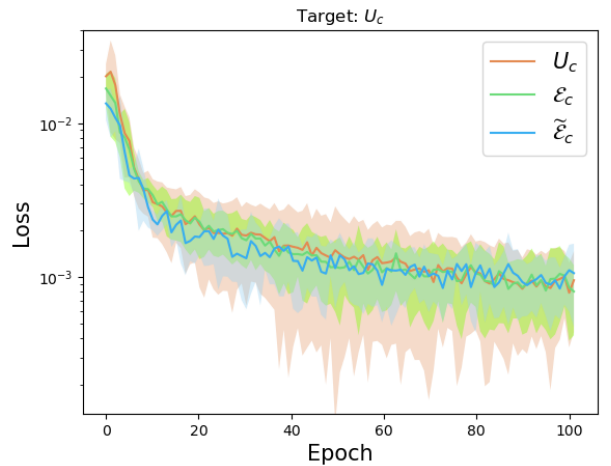
In this section, we demonstrate why the model $\tilde{\mathcal{E}}_c(\boldsymbol{\theta}, \boldsymbol{p})$ in Eq. (11) should be preferred over the model $\mathcal{E}_c(\boldsymbol{\theta}, \boldsymbol{p})$ in Eq. (12). Note that the only difference between the two models is the byproduct dependent correction at the end of the computation (which effectively removes the first term in Eq. (4)).



(a)



(b)



(c)

Figure 6: **Comparison between different learning models.** Here we consider how well each model, $\tilde{\mathcal{E}}_c, \mathcal{E}_c, U_c$, can approximate a target distribution generated from a randomly initialized model based on (a) $\tilde{\mathcal{E}}_c$ (b) \mathcal{E}_c or (c) U_c . All models were initialized with $N = 5$ qubits, depth $D = 4$ and trained on 6000 samples. We see that only the learning model based on $\tilde{\mathcal{E}}_c$ can learn all distributions.

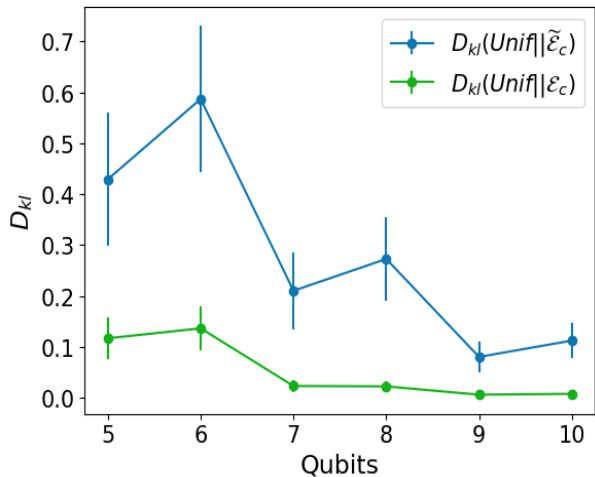


Figure 7: D_{kl} of models $\tilde{\mathcal{E}}_c$ and \mathcal{E}_c with the uniform distribution. Here, we consider how quickly the models $\tilde{\mathcal{E}}_c$ and \mathcal{E}_c deteriorate towards a uniform distribution depending on the system size $N = 5, 6, \dots, 10$ (and depth $D = N - 1$). This is done by calculating the Kullback-Leibler Divergence (D_{kl}) between the model distribution and a uniform distribution. Each model is initialized with random angles θ and, more importantly, random correction probabilities $\mathbf{p} \in [0.8, 1]^{N \times D}$. *Blue*: D_{kl} between the uniform distribution and $\tilde{\mathcal{E}}_c$. *Green*: D_{kl} between the uniform distribution and \mathcal{E}_c . In both cases, the D_{kl} is averaged over 100 random initializations. We find that the blue curve (corresponding to our model with Pauli corrections, $\tilde{\mathcal{E}}_c$) is much slower to deteriorate to a uniform distribution. Note that the cyclic behavior most likely stems from the cyclic behavior of the C-QCAs T_c (see Eq. (1)) which has a cycle length that depends on N being odd or even.

To provide insights into the comparative performances and capabilities of the models $\tilde{\mathcal{E}}_c, \mathcal{E}_c$ and U_c , we conduct a series of simulations where all models are trained to approximate a target distribution generated from each other model.

In Fig. 6(a)-(c), all models are trained to approximate different target distributions. Each model is initialized in the same way as in previous sections with $N = 5$ and $D = 4$. Each training set consists of 6000 samples and we average over 10 iterations. In Fig. 6(a) the target distribution is generated from a model $\tilde{\mathcal{E}}_c$, in Fig. 6(b) from a model \mathcal{E}_c and in Fig. 6(c) from a model U_c .

We find that only a learning model based on $\tilde{\mathcal{E}}_c$ is able to approximate *all* distributions well, while \mathcal{E}_c fails to learn a distribution based on $\tilde{\mathcal{E}}_c$ better than U_c . This suggests that a learning model based on $\tilde{\mathcal{E}}_c$ is more versatile and expressive than both U_c and \mathcal{E}_c as it can approximate both equally well while also outperforming them in approximating a distribution based on $\tilde{\mathcal{E}}_c$.

Next, we would like to understand why adding Pauli corrections $P_{D+1}(\tilde{\mathbf{s}})$ (see Eq. (5)) based on the byproduct occurrence $\tilde{\mathbf{s}}$ in the circuit, which corresponds to retaining the built-in adaption of byproducts in MBQC, seems to improve expressivity of the learning model, as suggested by the results above.

To this end, first note that a byproduct appearing

with a certain probability within the circuit of Fig. 1, can be understood as a noisy single-qubit channel. Similarly, it is well known that not correcting for byproducts in an MBQC yields a maximally mixed state at the output and hence, a uniform distribution over the output measurements. Let us therefore consider byproducts as noise that, eventually, drives the output towards a uniform distribution. Our claim is that without the byproduct-dependent correction at the end of the circuit, the corresponding distribution quickly deteriorates towards a uniform distribution with increasing system size.

Our claim is confirmed in Fig. 7, where we plot the Kullback–Leibler Divergence (D_{kl}) between the uniform distribution and distributions generated by models $\tilde{\mathcal{E}}_c$ and \mathcal{E}_c across varying system sizes $N = 5, 6, \dots, 10$ and depths $D = N - 1$, averaged over 100 models. Importantly, we initialize the correction probabilities of all models uniformly at random within the range $[0.8, 1]$ (independent of the system size). The takeaway from this figure is that $D_{kl}(\text{Unif}||\mathcal{E}_c) < D_{kl}(\text{Unif}||\tilde{\mathcal{E}}_c)$ for all system sizes considered, which indicates that the effect of randomness for generative modelling is significantly enhanced when the propagated byproducts are corrected at the end of the circuit, as it is the case in $\tilde{\mathcal{E}}_c$.

5 Conclusion and outlook

In this work, we introduce a variational measurement-based quantum computation (MBQC) approach to generative modeling which makes explicit use of the randomness in MBQC that stems from different measurement outcomes. Certain measurement outcomes introduce specific Pauli operators (called *byproducts*) into the computation, which significantly impact the resulting unitary. Our model features an additional learning parameter that governs the probability with which we correct for these byproducts such that our generative model effectively becomes a parameterized mixed unitary channel. However, byproducts have the same effect as noise and quickly deteriorate the result of the computation to a maximally mixed state. To mitigate the detrimental impact of byproducts, we add a byproduct dependent unitary at the end of the computation (that is, in the language of the standard MBQC model, we retain the adaption of the propagated byproducts at the readout). This unitary effectively removes the classical, i.e., Clifford, part of byproducts and only retains the non-Clifford effect on the computation. To this end, we express byproducts as an adaption of rotational angles and additional Pauli operators at the end of the computation. The latter operators are then corrected in our model while the non-Clifford adaptations to rotations define the effect of randomness in our model.

We demonstrate that our mixed unitary approach to generative modeling outperforms a unitary approach with the same ansatz in two generative learning tasks.

Moreover, we can show numerically that retaining the byproduct correction at the end of the computation significantly improves the expressivity and controllability of our model.

In this work, we showcase the benefits of using a variational MBQC ansatz for generative modeling. Interestingly, as shown in Refs. [23, 24], an MBQC yields a whole family of different ansätze that can be exploited depending on the resource state that is used. However, as of now, it is unclear how our methodology will scale to larger number of qubits and deeper computations, but we expect that it faces similar challenges with barren plateaus as unitary ansätze [32, 33]. Still, within the regime of intermediate-scale quantum devices, our results suggest that there may be a growing advantage with system size. While we demonstrate this advantage of two important testbeds, it remains to be seen whether it holds for other use cases too. To this end, it would be interesting to explore losses other than maximum mean discrepancy, that do not impose a large classical cost to train the model. In general, our results motivate further research into enhancing variational quantum algorithms for generative modeling by leveraging MBQC-based ansätze.

6 Acknowledgements

The authors are thankful to Vedran Dunjko for insightful discussions at early stages of this project. We gratefully acknowledge support by the Austrian Science Fund (FWF) through the SFB BeyondC F7102, and the European Union (ERC Advanced Grant, QuantAI, No. 101055129). SJ thanks the BMWK (EniQma) for their support. Views and opinions expressed are however those of the author(s) only and do not necessarily reflect those of the European Union or the European Research Council. Neither the European Union nor the granting authority can be held responsible for them.

References

[1] M. A. Nielsen and I. L. Chuang, *Quantum computation and quantum information*, (Cambridge university press, 2010).

[2] H. J. Briegel, D. E. Browne, W. Dür, R. Raussendorf, and M. Van den Nest, “Measurement-based quantum computation”, *Nature Phys.* 5, 19 (2009).

[3] R. Raussendorf and H. J. Briegel, “A One-Way Quantum Computer”, *Phys. Rev. Lett.* 86, 5188 (2001).

[4] R. Raussendorf, D. E. Browne, and H. J. Briegel, “Measurement-based quantum computation on cluster states”, *Phys. Rev. A* 68 (2003).

[5] H. J. Briegel and R. Raussendorf, “Persistent entanglement in arrays of interacting particles”, *Phys. Rev. Lett.* 86, 910 (2001).

[6] J. M. Tomczak, *Deep Generative Modeling*, (Springer International Publishing, 2022).

[7] J.-G. Liu and L. Wang, “Differentiable learning of quantum circuit born machines”, *Phys. Rev. A* 98, 062324 (2018).

[8] M. Benedetti *et al.*, “A generative modeling approach for benchmarking and training shallow quantum circuits”, *npj Quantum Inf.* 5, 45 (2019).

[9] M. Cerezo *et al.*, “Variational quantum algorithms”, *Nature Rev. Phys.* 3, 625 (2021).

[10] S. Bravyi, D. Gosset, and R. König, “Quantum advantage with shallow circuits”, *Science* 362, 308 (2018).

[11] J. Miller, S. Sanders, and A. Miyake, “Quantum supremacy in constant-time measurement-based computation: A unified architecture for sampling and verification”, *Phys. Rev. A* 96, 062320 (2017).

[12] A. Radford *et al.*, “Language models are unsupervised multitask learners”, *OpenAI blog* 1, 9 (2019).

[13] R. Rombach, A. Blattmann, D. Lorenz, P. Esser, and B. Ommer, High-resolution image synthesis with latent diffusion models, in *Proceedings of the IEEE/CVF conference on computer vision and pattern recognition*, , , pp. 10684–10695, 2022.

[14] D. P. Kingma and M. Welling, “Auto-encoding variational bayes”, *arXiv preprint arXiv:1312.6114* (2013).

[15] T. Schlegl, P. Seeböck, S. M. Waldstein, U. Schmidt-Erfurth, and G. Langs, Unsupervised anomaly detection with generative adversarial networks to guide marker discovery, in *International conference on information processing in medical imaging*, , , pp. 146–157, Springer, 2017.

[16] I. Goodfellow *et al.*, “Generative adversarial nets”, *Adv. neural information processing systems* 27 (2014).

[17] R. R. Ferguson *et al.*, “Measurement-based variational quantum eigensolver”, *Phys. review letters* 126, 220501 (2021).

[18] Z. Qin *et al.*, “Applicability of Measurement-based Quantum Computation towards Physically-driven Variational Quantum Eigensolver”, *arXiv preprint arXiv:2307.10324* (2023).

[19] Y. Wu, J. Yao, P. Zhang, and X. Li, “Randomness-enhanced expressivity of quantum neural networks”, *arXiv preprint arXiv:2308.04740* (2023).

[20] S. Mohamed and B. Lakshminarayanan, “Learning in implicit generative models”, *arXiv preprint arXiv:1610.03483* (2016).

[21] A. Peruzzo *et al.*, “A variational eigenvalue solver on a photonic quantum processor”, *Nature communications* 5, 4213 (2014).

[22] A. Mantri, T. F. Demarie, and J. F. Fitzsimons, “Universality of quantum computation with cluster states and (X, Y)-plane measurements”, *Sci. Reports* 7, 42861 (2017).

[23] H. Poulsen Nautrup and H. J. Briegel, “Measurement-based quantum computation

from clifford quantum cellular automata”, in preparation (2023).

- [24] D. T. Stephen, H. P. Nautrup, J. Bermejo-Vega, J. Eisert, and R. Raussendorf, “Subsystem symmetries, quantum cellular automata, and computational phases of quantum matter”, *Quantum* 3, 142 (2019).
- [25] R. Raussendorf, C. Okay, D.-S. Wang, D. T. Stephen, and H. Poulsen Nautrup, “Computationally Universal Phase of Quantum Matter”, *Phys. Rev. Lett.* 122, 090501 (2019).
- [26] R. Raussendorf, “Quantum computation via translation-invariant operations on a chain of qubits”, *Phys. Rev. A* 72, 052301 (2005).
- [27] S. Kullback and R. A. Leibler, “On information and sufficiency”, *The annals mathematical statistics* 22, 79 (1951).
- [28] J. Lin, “Divergence measures based on the Shannon entropy”, *IEEE Transactions on Inf. theory* 37, 145 (1991).
- [29] M. S. Rudolph *et al.*, “Trainability barriers and opportunities in quantum generative modeling”, arXiv preprint arXiv:2305.02881 (2023).
- [30] A. Gretton, K. M. Borgwardt, M. J. Rasch, B. Schölkopf, and A. Smola, “A kernel two-sample test”, *The J. Mach. Learn. Res.* 13, 723 (2012).
- [31] J. Duchi, E. Hazan, and Y. Singer, “Adaptive sub-gradient methods for online learning and stochastic optimization.”, *J. machine learning research* 12 (2011).
- [32] J. R. McClean, S. Boixo, V. N. Smelyanskiy, R. Babbush, and H. Neven, “Barren plateaus in quantum neural network training landscapes”, *Nature communications* 9, 4812 (2018).
- [33] M. Cerezo, A. Sone, T. Volkoff, L. Cincio, and P. J. Coles, “Cost function dependent barren plateaus in shallow parametrized quantum circuits”, *Nature communications* 12, 1791 (2021).

A Gradient for correction probabilities

In the following section, we will derive the gradient for the correction probabilities as stated in Eq. (17). Our model distribution is denoted as $q(\boldsymbol{\theta}, \mathbf{p})$. As discussed in Sec. 3.3, we can write the total probability for any measurement outcome x as

$$\begin{aligned} q(\boldsymbol{\theta}, \mathbf{p})(x) &= \text{Tr} [\mathcal{E}_c(\boldsymbol{\theta}, \mathbf{p})[\rho] |x\rangle\langle x|] \\ &= \sum_{\tilde{\mathbf{s}} \in \{0,1\}^{N \times D}} p(\tilde{\mathbf{s}}) \langle x | U(\boldsymbol{\theta}, \tilde{\mathbf{s}}) \rho U^\dagger(\boldsymbol{\theta}, \tilde{\mathbf{s}}) |x\rangle, \end{aligned} \quad (20)$$

and similarly for model $\tilde{\mathcal{E}}_c$.

We rewrite the effective byproducts $\tilde{s}_i = (1 - c_i)s_i$, $\forall i \in [N \times D]$ in terms of the actual byproducts $s_i \in \{0,1\}$ (that are distributed uniformly and independently), and the random variables $c_i \in \{0,1\}$ that dictate whether we correct for these byproducts or not.

From here, we re-parameterize Eq. (20) in terms of \mathbf{c} instead of $\tilde{\mathbf{s}}$:

$$q(\boldsymbol{\theta}, \mathbf{p})(x) = \sum_{\mathbf{c} \in \{0,1\}^{N \times D}} p(\mathbf{c}) q(\boldsymbol{\theta}, \mathbf{p})(x|\mathbf{c}), \quad (21)$$

where we absorb the randomness of \mathbf{s} into

$$q(\boldsymbol{\theta}, \mathbf{p})(x|\mathbf{c}) = \sum_{\tilde{\mathbf{s}} \in \{0,1\}^{N \times D}} p(\tilde{\mathbf{s}}|\mathbf{c}) \langle x | U(\boldsymbol{\theta}, \tilde{\mathbf{s}}) \rho U^\dagger(\boldsymbol{\theta}, \tilde{\mathbf{s}}) |x\rangle. \quad (22)$$

And since we decide to correct each byproduct independently, we can further rewrite

$$q(\boldsymbol{\theta}, \mathbf{p})(x) = \sum_{\mathbf{c}_i \in \{1, \dots, ND\}} p(c_1) \dots p(c_{ND}) q(\boldsymbol{\theta}, \mathbf{p})(x|c_1, \dots, c_{ND}) \quad (23)$$

Here, $p(c_i) = p_i$ are trainable parameters of our model, and:

$$c_i = \begin{cases} 0 & \text{with probability } 1 - p_i, \\ 1 & \text{with probability } p_i. \end{cases} \quad (24)$$

Thus, for any byproduct k under consideration, Eq. (23) can be written as

$$\begin{aligned} q(\boldsymbol{\theta}, \mathbf{p})(x) &= p_k \cdot \sum_{\substack{c_i, i \in \{1 \dots ND\}, \\ i \neq k}} \left[\prod_{i \neq k} p(c_i) \right] q(\boldsymbol{\theta}, \mathbf{p})(x|c_1, \dots, 1, \dots, c_{ND}) + \\ &(1 - p_k) \sum_{\substack{c_i, i \in \{1 \dots ND\}, \\ i \neq k}} \left[\prod_{i \neq k} p(c_i) \right] q(\boldsymbol{\theta}, \mathbf{p})(x|c_1, \dots, 0, \dots, c_{ND}) \end{aligned} \quad (25)$$

Now, if we take a partial derivative w.r.t. the particular parameter p_k , it becomes

$$\begin{aligned} \frac{\partial q(\boldsymbol{\theta}, \mathbf{p})(x)}{\partial p_k} &= \sum_{\substack{c_i, i \in \{1 \dots ND\}, \\ i \neq k}} \left[\prod_{i \neq k} p(c_i) \right] q(\boldsymbol{\theta}, \mathbf{p})(x|c_1, \dots, 1, \dots, c_{ND}) \\ &- \sum_{\substack{c_i, i \in \{1 \dots ND\}, \\ i \neq k}} \left[\prod_{i \neq k} p(c_i) \right] q(\boldsymbol{\theta}, \mathbf{p})(x|c_1, \dots, 0, \dots, c_{ND}). \end{aligned} \quad (26)$$

Applying the law of total probability to all c_i except c_k allows us to marginalize them out, resulting in:

$$\frac{\partial q(\boldsymbol{\theta}, \mathbf{p})(x)}{\partial p_k} = q(\boldsymbol{\theta}, \mathbf{p})(x|c_k = 1) - q(\boldsymbol{\theta}, \mathbf{p})(x|c_k = 0) \quad (27)$$

Considering the MMD loss in Eq. (14), we can consider only the first two terms as the last one doesn't

depend on the model probabilities $q_{(\boldsymbol{\theta}, \mathbf{p})}$ and the loss can be rewritten as (avoiding the last term)

$$L_1(\boldsymbol{\theta}, \mathbf{p}) = \sum_{x,y} q_{(\boldsymbol{\theta}, \mathbf{p})}(x)q_{(\boldsymbol{\theta}, \mathbf{p})}(y)K(x, y) - 2 \sum_{x,y} q_{(\boldsymbol{\theta}, \mathbf{p})}(x)\pi(y)K(x, y) \quad (28)$$

Taking a partial derivative of L_1 , or equivalently L in Eq. (14), we obtain (using $K(x, y) = K(y, x)$):

$$\frac{\partial L}{\partial p_k} = 2 \sum_{x,y} \frac{\partial q_{(\boldsymbol{\theta}, \mathbf{p})}(x)}{\partial p_k} q_{(\boldsymbol{\theta}, \mathbf{p})}(y)K(x, y) - 2 \sum_{x,y} \frac{\partial q_{(\boldsymbol{\theta}, \mathbf{p})}(x)}{\partial p_k} \pi(y)K(x, y) \quad (29)$$

Combining this expression with Eq. (27), we get:

$$\begin{aligned} \frac{\partial L}{\partial p_k} = & \quad (30) \\ & 2 \sum_{x,y} (q_{(\boldsymbol{\theta}, \mathbf{p})}(x|c_k = 1) - q_{(\boldsymbol{\theta}, \mathbf{p})}(x|c_k = 0))q_{(\boldsymbol{\theta}, \mathbf{p})}(y)K(x, y) \\ & - 2 \sum_{x,y} (q_{(\boldsymbol{\theta}, \mathbf{p})}(x|c_k = 1) - q_{(\boldsymbol{\theta}, \mathbf{p})}(x|c_k = 0))\pi(y)K(x, y) \end{aligned}$$

One can enforce the cases $c_k = 1, 0$ by setting $p_k = 1, 0$, respectively, and then sample x . We introduce the notation \mathbf{p}^1 and \mathbf{p}^0 to refer to the correction probabilities p_i , but with p_k replaced by 1 and 0, respectively. If we write Eq. (30) in the form of expectation values, then it finally becomes

$$\begin{aligned} \frac{\partial L}{\partial p_k} = & 2 \mathbb{E}_{\substack{x \sim q_{(\boldsymbol{\theta}, \mathbf{p}^1)} \\ y \sim q_{(\boldsymbol{\theta}, \mathbf{p})}}} [K(x, y)] - 2 \mathbb{E}_{\substack{x \sim q_{(\boldsymbol{\theta}, \mathbf{p}^0)} \\ y \sim q_{(\boldsymbol{\theta}, \mathbf{p})}}} [K(x, y)] \\ & - 2 \mathbb{E}_{\substack{x \sim q_{(\boldsymbol{\theta}, \mathbf{p}^1)} \\ y \sim \pi}} [K(x, y)] + 2 \mathbb{E}_{\substack{x \sim q_{(\boldsymbol{\theta}, \mathbf{p}^0)} \\ y \sim \pi}} [K(x, y)], \end{aligned} \quad (31)$$

which is essentially Eq. (17).

In our numerical simulations, we did not use p_k directly as trainable parameters, because of their limited range, but we parametrized them as $p_k = \sigma(\zeta_k)$ with $\sigma(\cdot)$ the sigmoid function and $\zeta_k \in \mathbb{R}$. This gives an additional inner derivative $\sigma'(\zeta_k) = \sigma(\zeta_k)(1 - \sigma(\zeta_k))$, which can be dealt with via the chain rule:

$$\frac{\partial L}{\partial \zeta_k} = \frac{\partial L}{\partial p_k} \frac{\partial p_k}{\partial \zeta_k} \quad (32)$$

$$= \frac{\partial L}{\partial p_k} \sigma(\zeta_k)(1 - \sigma(\zeta_k)) \quad (33)$$