

BENCHMARKING SEQUENTIAL VISUAL INPUT REASONING AND PREDICTION IN MULTIMODAL LARGE LANGUAGE MODELS

Mingwei Zhu¹, Leigang Sha¹, Yu Shu¹, Kangjia Zhao¹, Tiancheng Zhao^{2,*}, Jianwei Yin¹
¹Zhejiang University ²Binjiang Institute of Zhejiang University
{zhumw, shaleigang, shu-yu, konkaz, zjuyjw}@zju.edu.cn
tianchez@zju-bj.com

ABSTRACT

Multimodal large language models (MLLMs) have shown great potential in perception and interpretation tasks, but their capabilities in predictive reasoning remain under-explored. To address this gap, we introduce a novel benchmark that assesses the predictive reasoning capabilities of MLLMs across diverse scenarios. Our benchmark targets three important domains: abstract pattern reasoning, human activity prediction, and physical interaction prediction. We further develop three evaluation methods powered by large language model to robustly quantify a model’s performance in predicting and reasoning the future based on multi-visual context. Empirical experiments confirm the soundness of the proposed benchmark and evaluation methods via rigorous testing and reveal pros and cons of current popular MLLMs in the task of predictive reasoning. Lastly, our proposed benchmark provides a standardized evaluation framework for MLLMs and can facilitate the development of more advanced models that can reason and predict over complex long sequence of multimodal input. Our code is available at <https://github.com/CoderJ-ONE/Giraffe-Bench>.

1 INTRODUCTION

Multimodal Large Language Models (MLLMs) OpenAI (2023) have become a crucial area of research due to their huge potential in many applications, such as Autonomous Driving Yurtsever et al. (2020), Embodied Agents Driess et al. (2023); Wu et al. (2023), Robotics Ahn et al. (2022); Brohan et al. (2023), and many others. Current MLLMs use text-to-image pairing data to convert visual inputs into visual tokens and integrate them into existing LLMs Liu et al. (2023a). Current evaluation also focuses on the perception and reasoning ability of MLLMs given an image, such as image captioning Vinyals et al. (2016), visual question answering Antol et al. (2015), and so on. However, in many applications, MLLMs are required to reason over a sequence of visual inputs, such as the last five frames of video input to decide a robot’s next action Brohan et al. (2023). This raises the question of whether or not current MLLMs, which are mostly trained on single image-text pairs, emerge the ability to reason over multiple image inputs and predict what’s coming next given the context information.

Therefore, this work proposes a novel benchmark to quantify the predictive reasoning ability over three important scenarios: abstract pattern reasoning, human activity prediction, and physical interaction prediction. These three distinctive tasks require an MLLM to equip with both complex reasoning over multiple visual inputs and also use common sense world knowledge to generate highly probable outcomes. Another challenge addressed is how to robustly quantify MLLMs’ predictive reasoning ability. We utilize text-only Large Language Model as a referee model and construct three paradigms of evaluation, i.e., tasks with single-golden answer, tasks with multiple-golden answers, and tasks with probabilistic outcomes.

The proposed benchmark and evaluators are tested with six popular MLLMs. Testing results confirm the soundness of the proposed tasks and evaluators. Experiment results also show surprisingly different outcomes compared to many other MLLM benchmarks, such as MME Fu et al. (2023).

* Corresponding author

Preprint. Under review.

The authors show that simple models such as LLaVA Liu et al. (2023a) show the strongest generalization for predictive reasoning. They also show a huge gap between upper bound performance and current MLLMs’ ability, shining lights on the development of more advanced MLLMs in the future. In summary, this paper’s contributions are:

1. We propose three challenging tasks to test the predictive reasoning of MLLMs and develop high-quality datasets for model evaluation.
2. We propose three novel evaluation methods based on large language models to quantify the predictive reasoning capabilities of MLLMs.
3. We present experiment results that validate the proposed evaluators, producing evaluation scores that highly correlate with an MLLM’s predictive reasoning abilities.
4. We provide benchmark results that reveal the pros and cons of current popular MLLMs, providing insights on various MLLM network structures and potential improvement directions.

2 RELATED WORK

2.1 MULTIMODAL LARGE LANGUAGE MODELS

Multimodal Large Language Models (MLLMs) are large language models Brown et al. (2020) that can accept multimodal inputs, such as images. Notable work includes LLaVA Liu et al. (2023a) that combines CLIP Radford et al. (2021) and Vicuna Chiang et al. (2023) with simple linear adapters and finetune on multimodal instruction tuning data. Later, unlike plain vision transformer patch features in LLaVA, MiniGPT-4 Zhu et al. (2023) employs a more sophisticated QFormer Li et al. (2023d) architecture to extract condensed visual token features as input to large language models. InstructBLIP Dai et al. (2023) further augment the training data with 13 diverse tasks including video data to improve the instruction following ability of MLLMs. mPLUG-Owl Ye et al. (2023) corrects the alignment errors and enhance its multi-turn dialogue capabilities. Conversely, Otter Li et al. (2023b) uses cross-attention architecture Awadalla et al. (2023) for more fine-grained vision-language fusion. Lastly, Lynx Zeng et al. (2023b), capable of inferring on video-level sequences, adopts prefix-tuning Li & Liang (2021) for instruction tuning Peng et al. (2023), presenting a more efficient alternative to cross-attention formats.

2.2 FUTURE PREDICTION BASED ON VIDEO INPUT

Video prediction is a significant area of research in computer vision. One example is the Robotic Pushing dataset Finn et al. (2016), which contains 59,000 robot interactions focused on pushing actions. This dataset enables precise video prediction by using the robot’s impending actions as a conditioning factor. Another example Liang et al. (2019) studies human activity prediction based on surveillance camera videos. CLEVRER dataset Yi et al. (2020), which uses a 3D engine to simulate physical object motion and predicts collision effects based on trajectory paths. SUTD-TrafficQA Xu et al. (2021) dataset explores real-world scenarios from a first-person perspective, assessing the possibility of car accidents within the driver’s field of vision. In the realm of autonomous driving, the nuScenes dataset Caesar et al. (2020) leverages urban traffic data to evaluate trajectory predictability between pedestrians and vehicles in busy city traffic environments.

2.2.1 MULTIMODAL LARGE LANGUAGE MODEL EVALUATION

Despite of the impressive multimodal understanding abilities of MLLMs, they also face the difficulties of evaluation due to their generative nature. VL-Checklist Zhao et al. (2022) proposes to evaluate multimodal foundation models fine-grained performance to recognize the existence of visual element given complex text prompts. Mimic-it Li et al. (2023a) introduces a 2.8 million multimodal instruction-response dataset to bolster the zero-shot performance of multimodal models. MME Fu et al. (2023) establishes a comprehensive evaluation framework focusing on perception and cognition. MMBench Liu et al. (2023b) enhances evaluation robustness by translating free-form answers into predefined choices. Finally, SeedBench Li et al. (2023c) specializes in generative comprehension, featuring a significantly larger human-annotated multiple-choice dataset. None of prior work

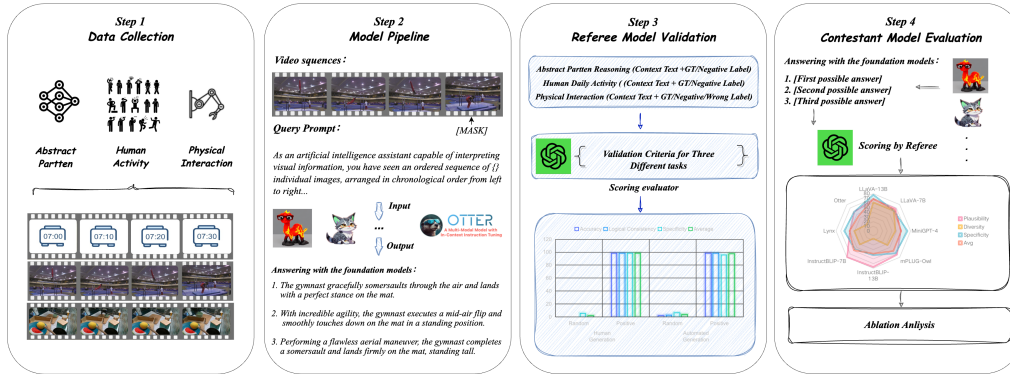


Figure 1: Overview of the proposed benchmark and method for MLLM evaluation.

has focused on studying MLLM’s ability to predict and reason over sequential visual input, which is the key contribution of this paper.

3 PROPOSED BENCHMARK AND METHODS

We introduce three tasks, each with its own set of multiple datasets, focusing on *abstract patterns reasoning*, *human activity prediction*, and *physical interaction prediction*. The abstract patterns reasoning task is used to examine a model’s raw reasoning ability; the human activity prediction task is used to measure a model’s understanding of human intention and physical interaction prediction is used to test a model’s grasp of physical laws.

3.1 SEQUENTIAL VISUAL INPUT PREDICTION AND REASONING TASKS

3.1.1 TASK 1: ABSTRACT PATTERN REASONING

Definition In the abstract pattern reasoning task, each piece of data contains a specific pattern. Consider the following scenario: you have four images, each containing a different number of apples. The first has one, the second two, the third three, and the fourth four. The discernible pattern here is that with each subsequent image, the quantity of apples increases by one. Given this pattern, it would be reasonable to predict that the next image will contain five apples.

Challenges The accurate extraction of patterns from visual context data serves as a crucial prerequisite for the model’s subsequent predictive inference. This is also the focus of this task. It requires the models meticulously observe the details of each image and integrate the sequential information across multiple images to find the difference and relation. In addition, our data are all created based on icons, which is also a challenge for the MLLMs.

Data Construction To guarantee a diverse range of patterns represented within the data, we implemented a variety of modifications and expansions across four distinct dimensions: spatial movement, rotation, quantity, and properties. For spatial movement, we utilized patterns such as variable and uniform motion, trajectory motion, and multi-entity movement. Within the rotation dimension, we integrated the fundamental concept of rotation into over ten diverse variants. For the quantity dimension, we aimed to replicate various real-world scenarios to generalize the law of quantity changes. Regarding property patterns, we developed variants from numerous perspectives, including color, numerical changes, shape, and size. Simultaneously, to ensure a diverse range of scenes within the images, we extracted various categories of entities from the Icon645 Lu et al. (2021) dataset and incorporated them into our dataset construction process. In conclusion, we manually created 100 high-quality, pattern reasoning data entries, and using automated scripts, we generated an additional 1k pattern reasoning data entries, with each entry containing between 3-5 images.

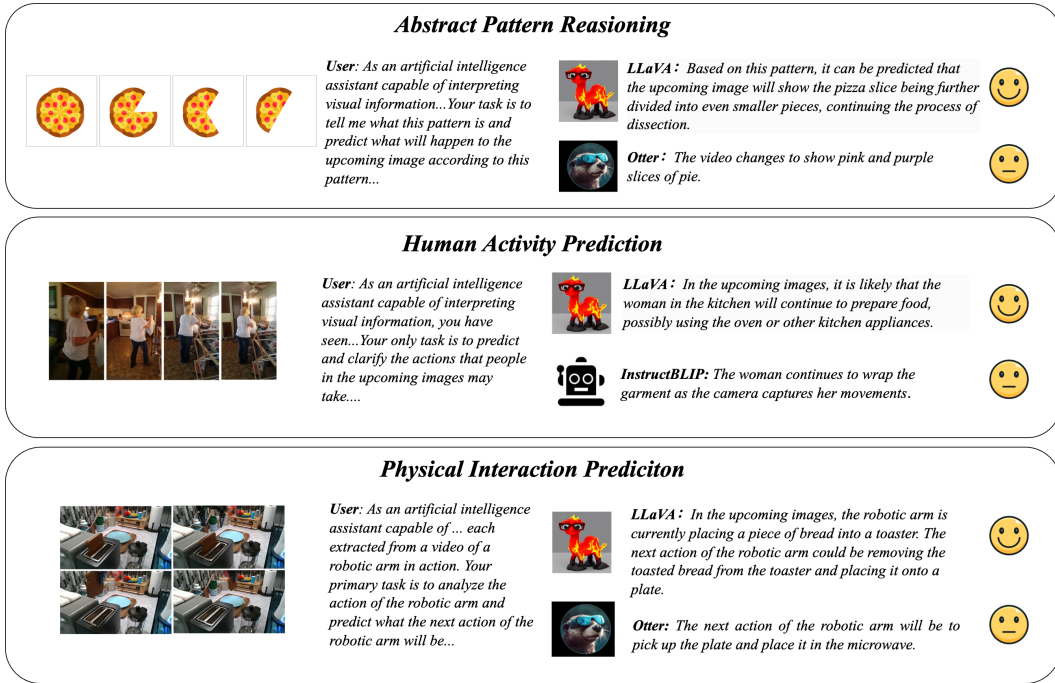


Figure 2: Visual examples of the three proposed task. The figure also shows preferred and sub-optimal response from MLLMs.

3.1.2 TASK 2: HUMAN ACTIVITY PREDICTION

Definition In the human-centric activity task, each data point captures a snapshot of real-world human activity. The model is charged with employing common-sense reasoning to predict ensuing human actions or activities.

Challenges the environmental or social context in which an activity occurs exerts a significant influence on subsequent actions, requiring models to be proficient in integrating such contextual variables. Lastly, the complexity of human behavior, guided as it is by unwritten norms and cultural codes, poses a nontrivial challenge in incorporating common-sense reasoning into the model.

Data Construction We utilize two key datasets: ActivityNet Captions Krishna et al. (2017) for general daily activities and Charades Sigurdsson et al. (2016) for specific indoor behaviors. For ActivityNet Captions, we standardize 309 video segments using the CLIP-L/14 model and cosine similarity for visual-text matching. Charades Sigurdsson et al. (2016) presents challenges due to complex annotations and overlapping timeframes. We resolve this by selecting the last verb-noun pair in the annotation for prediction. A 260-video subset of Charades Sigurdsson et al. (2016) underwent rigorous evaluation by domain experts to ensure dataset quality and consistency.

3.1.3 TASK 3: PHYSICAL INTERACTION PREDICTION

Definition The task at hand aims to evaluate multimodal large language models on their ability to understand and predict physical interactions and motion trajectories using the CLEVRER Yi et al. (2020) and RoboSet(Teleoperation) Bharadhwaj et al. (2023) datasets. For CLEVRER, models must decipher 5-second sequences capturing object motions and predict potential outcomes, such as collisions or changes in trajectory. In the context of RoboSet(Teleoperation), models are tasked with predicting the subsequent actions of a robotic arm based on an ordered series of subtasks in a kitchen environment.

Challenges In RoboSet(Teleoperation), the model should begin by identifying the current activity being performed by the robotic arm, and then predict what the next step of the current activity should be, rather than predicting what the robotic arm could potentially do in the current scenario.

For CLEVRER dataset, unique object attributes necessitate precise recognition for accurate interaction prediction. The model must also demonstrate nuanced 3D spatial awareness to interpret object positions and movements within complex scenes. Furthermore, our frame-sampling approach requires the model to infer latent variables such as velocity and acceleration from sparse visual cues. Therefore, effective task performance mandates concurrent expertise in object identification, spatial cognition, and temporal reasoning for reliable short-term physical interaction prediction.

Data Construction Regarding RoboSet(Teleoperation), we eliminated incoherent datas, resulting in 13 logically consistent subtask combinations from seven original activities. Each combination includes 25 or 50 variants, and we perform precise frame positioning manually dissect actions into 3 to 5 discrete frames per subtask combination. For evaluation, this led to a test set of 301 samples and a training set of 756 samples.

The CLEVRER dataset features 5-second videos of object motion with unique attributes. We employ a frame-sampling strategy for evaluating multimodal language models in short-term prediction tasks. We chose 300 for focused assessment.

3.2 PREDICTIVE REASONING EVALUATION VIA LARGE LANGUAGE MODELS

Prior to deploying the large language model as an evaluator g , its effectiveness is rigorously quantified across three specific tasks—Abstract Pattern Reasoning(A), Human Activity(H), and Physical Interaction(P). For this purpose, we define y as a discrete variable, selected from the task space \mathcal{Y} , i.e., $y \in \mathcal{Y} = \{A, H, P\}$. Equations 1 to 3 mainly quantify the effectiveness of the evaluator for these tasks.

We introduce a multimodal large language model $f(\cdot)$, which takes a set of visual features F from the feature space \mathcal{F} and text prompts Q from the query space \mathcal{Q} , both tailored for the three types of tasks (y):

$$F_{i,d} = \phi(I_{i,d}), \quad F_{i,d} \in \mathcal{F}, \quad \forall i \in \text{Segments of video } d, \quad \forall d \in \mathcal{D}_{\text{val}} \quad (1)$$

In this context, D_d and T_d represent the textual descriptions corresponding to each segment and the final segment of video d , respectively. Together, they form the complete description of the video. The evaluator g serves to quantify the performance of the multimodal model f . For each task y , we use the target text $T_{y,d}$ and the descriptive text $D_{y,d}$ for each data entry d in the validation dataset \mathcal{D}_{val} as inputs to generate a score:

$$S_{y,\text{val},d} = g(T_{y,d}, D_{y,d}, y, o) \quad (2)$$

This notation communicates that o is optional and may or may not be provided in the function call. The effectiveness of the evaluator is quantified by calculating the average score over $\mathcal{D}_{\text{val},y}$:

$$\text{Val}_y(S_{\text{val}}) = \frac{1}{|\mathcal{D}_{\text{val},y}|} \sum_{d \in \mathcal{D}_{\text{val},y}} S_{y,\text{val},d} \quad (3)$$

We define \mathcal{H} as the function space containing all possible contestant models, and we assume the existence of an optimal model f^* . Equations 4 to 6 primarily use the evaluator to quantify scores for the dataset across the tasks.

Each $f \in \mathcal{H}$ operates in the visual feature space \mathcal{F} and the query space \mathcal{Q} , and outputs to the textual prediction space \mathcal{T} :

$$\hat{T}_{y,d} = f(\{F_{i,d}\}, Q_{y,d}, y), \quad f \in \mathcal{H} \quad (4)$$

Here, $P(\hat{T}_{y,d} | \{F_{i,d}\}, Q_{y,d})$ represents the probability of the predicted label $\hat{T}_{y,d}$ given a set of visual features $\{F_{i,d}\}$ and a text prompt $Q_{y,d}$. The referee model $g : \mathcal{T} \times \mathcal{D} \times \mathcal{Y} \rightarrow \mathcal{S}$ operates in the textual prediction space \mathcal{T}_y . Finally, the evaluator g operates in the textual prediction space \mathcal{T}_y , the description space \mathcal{D}_y , and the score space \mathcal{S}_y :

$$S_{y,d} = g(D_{y,d}, \hat{T}_{y,d}, y, o) \quad (5)$$

In the given equations, $P(S_{y,d} | D_{y,d}, \hat{T}_{y,d}, y)$ serves as the conditional probability of the score $S_{y,d}$ given the description $D_{y,d}$, predicted label $\hat{T}_{y,d}$, and the type y . This metric provides a quantifiable

measure of how well the model’s prediction aligns with the given description and type, thus enabling a more nuanced evaluation. Like $S_{y,d}$, it is computed for each type $y \in \mathcal{Y}$, making it a flexible evaluation metric that can be tailored to different types of data and tasks.

$$\text{Avg}(S_y) = \frac{1}{|\mathcal{D}_y|} \sum_{d \in \mathcal{D}_y} S_{y,d} \quad \text{where } y \in \{A, H, P\} \quad (6)$$

3.2.1 SINGLE GOLD ANSWER EVALUATOR

Single Gold Answer Evaluator (SGAE) : is specifically designed for assessing model response against deterministic ground truths, primarily in abstract pattern reasoning task. Given that there are established Ground Truth labels for this task, it’s essential for the evaluator to incorporate these Ground Truth labels during scoring, in addition to the context information D_y .

The expectation is for the model to distill the pattern from visual data and make predictive inferences accordingly. Therefore, we should consider these two aspects separately. For pattern extraction, we adopt **Logical Consistency** as the evaluation metric, which gauges whether the model’s response aligns logically with the ground truth pattern. To assess predictive performance, we use **Accuracy** as a metric. Given that each image sequence in pattern reasoning data contains a clear pattern with little redundant information and the content of the next image to be predicted is also specific with no multiple possible scenarios, the accuracy concept fits our context aptly. Furthermore, considering that model responses might differ in their level of detail, we use **Specificity** as a measure of the model’s response granularity. When the model’s response corresponds with the image content, the more intricately the pattern and image content are described, the higher the score. Therefore, for this evaluator:

$$\{S_{y,d}^{(k)}\} = g(D_{y,d}, \hat{T}_{y,d}, y, T_{y,d}), \quad \text{where } k \in \{Acc, Logic, Spec\} \text{ and } y = A \quad (7)$$

For each evaluation dimension k , the final score across the dataset for a given task y can be calculated as:

$$\text{Avg}_y^k = \frac{1}{|\mathcal{D}_y|} \sum_{d \in \mathcal{D}_y} S_{y,d}^k \quad (8)$$

3.2.2 PROBABILISTIC PREDICTION EVALUATOR

Probabilistic Prediction Evaluator (PPE): is optimized for assessing multimodal language models in the realm of human activities. It relies chiefly on two metrics: **Plausibility** and **Diversity**, supplemented by **Specificity**. Plausibility assesses the model’s aptitude for generating contextually plausible human actions. Diversity gauges the model’s ability to generate a spectrum of such plausible outcomes, capturing the multi-faceted nature of human behavior. These metrics work in tandem to provide a balanced evaluation, enhancing model generalization and mitigating overfitting risks. The supplementary Specificity metric adds granularity to this assessment.

For each data entry d and task y , the model f generates a set of multiple predictions, denoted as $\hat{T}_{y,d} = \{\hat{T}_{y,d}^1, \hat{T}_{y,d}^2, \dots, \hat{T}_{y,d}^n\}$:

$$\hat{T}_{y,d} = f(I_{y,d}, y) \quad (9)$$

The evaluator g takes this set of predicted text $\hat{T}_{y,d}$ along with the descriptive text $D_{y,d}$ to generate an aggregate score $S_{y,d}^{(k)}$ for the data entry d :

$$\{S_{y,d}^{(k)}\} = g(\hat{T}_{y,d}, D_{y,d}, y) \quad \text{where } k \in \{Plaus, Log, Div\} \text{ and } y = H \quad (10)$$

3.2.3 MULTIPLE GOLD ANSWER EVALUATOR

Multiple Gold Answer Evaluator (MGAE): serves as an amalgamation of the first two types, blending factual rigor with predictive utility. Although physical interaction data inherently offers objective facts, we contend that model efficacy should not be confined to this narrow scope. For instance, if a model successfully predicts a collision occurring two seconds into the future, it should be additionally rewarded for accurate extrapolations thereafter. In this paradigm, we employ accuracy (ACC) as a key metric, but diverge in our approach by adopting a point-based scoring system.

Full accuracy scores are granted if the model’s range of possible outcomes includes the ground truth. Furthermore, any generated results that adhere to the logical constraints of physical laws are accorded high scores for logical consistency. Therefore, regarding this evaluator, on one hand, the model’s output encompasses a range of possibilities $\hat{T}_{y,d} = \{\hat{T}_{y,d}^1, \hat{T}_{y,d}^2, \dots, \hat{T}_{y,d}^n\}$ just like PPE. On the other hand, the Ground Truth is additionally incorporated as a reference for evaluation, so $T_{y,d}$ should also be part of the evaluator input.

$$\{S_{y,d}^{(k)}\} = g(D_{y,d}, \hat{T}_{y,d}, y, T_{y,d}), \quad \text{where } k \in \{Acc, Logic, Spec\} \text{ and } y = P \quad (11)$$

The final score of PPE and MGAE is calculated according to formula (8), akin to SGAE.

4 EXPERIMENTS

In this section, we conducted a comprehensive evaluation of five MLLMs (LLaVA Liu et al. (2023a), MiniGPT-4 Zhu et al. (2023), mPLUG-Owl Ye et al. (2023), InstructBLIP Dai et al. (2023), Lynx Zeng et al. (2023a), Otter Li et al. (2023b)) on our three tasks.

For model settings, such as temperature, we used the default parameters provided in the demo code of each model. Considering the differences between the models, we customized two sets of queries for each dataset, corresponding to the situations when the image sequence is input as images and as a video. Given that some models’ default system prompts don’t support multiple images, we modified them for compatibility. The final versions of the system prompts we used can refer to appendix.

The results of our experiments reveal: 1) From the model perspective, LLaVA significantly outperformed the other models on our datasets. 2) From the task perspective, the MLLMs excelled at tasks like human daily activities, but performed poorly on abstract, non-realistic datasets.

Models	Human Generated				Automated Generated			
	Acc.	Logic.	Spec.	Avg.	Acc.	Logic.	Spec.	Avg.
LLaVA-13B	10.60	18.80	25.0	18.13	4.14	10.64	18.08	10.95
LLaVA-7B	4.00	11.60	17.20	10.93	2.14	7.68	13.10	7.64
MiniGPT-4	3.80	6.40	11.20	7.13	2.10	2.80	7.42	4.11
mPLUG-Owl	8.60	16.40	21.20	15.40	1.68	6.20	13.06	6.98
InstructBLIP-13B	8.80	17.60	17.20	14.53	3.14	9.96	10.56	7.89
InstructBLIP-7B	4.20	8.40	8.60	7.40	1.08	5.26	5.56	3.97
Lynx	2.60	10.00	13.80	8.80	0.74	3.00	6.74	3.49
Otter	0.80	2.20	3.40	2.13	0.16	1.20	1.50	0.95

Table 1: Results of **abstract pattern reasoning task**. “Acc, Logic, Spec, Avg” refers to Accuracy, Logical Consistency, Specificity and Average score respectively.

All models struggle to grasp abstract pattern reasoning. The results of the abstract pattern reasoning dataset which are presented in Table 1 are generally quite low. The Specificity dimension, which evaluates the level of detail in the model’s responses, exhibits somewhat higher scores. However, the results are notably subpar in areas such as Logical Consistency, which involves multi-image pattern extraction, and prediction accuracy. Given that the MLLMs we’ve examined have not undergone training in multi-image scenarios, their strength primarily lies in understanding image content. Consequently, the disparity in these scores is expected.

Models achieve stronger performance human activity prediction. This is likely attributable to the semantic richness and inherent interpretability of human activities. These characteristics facilitate more effective salient information capture and enable greater imaginative reasoning. The open-ended evaluation criterion implemented for this task, which is devoid of a standardized answer key, addresses the wide range of potential outcomes in human activities. This approach also elevates the probability of evaluators awarding higher scores.

Models perform poorly in physical interaction prediction. In the physical interactions task, models generally exhibit low accuracy scores. The complexity of the CLEVRER dataset, necessitating the inference of potential velocity variables and the differentiation of object attributes such as shape

Models	ActivityNet Captions				Charades			
	Plausibility	Diversity	Specificity	Avg.	Plausibility	Diversity	Specificity	Avg.
LLaVA-13B	68.16	61.42	77.73	69.1	59.23	58.08	76.27	64.53
LLaVA-7B	67.51	62.14	62.14	63.98	62.35	36.38	65.42	54.67
MiniGPT-4	58.96	47.54	73.43	59.98	37.38	24.69	60.85	40.95
mPLUG-Owl	71.91	43.2	67.73	60.95	59.19	26.81	71.08	52.36
InstructBLIP-13B	77.48	16.44	52.1	48.67	58.84	3.36	52.64	39.28
InstructBLIP-7B	79.55	41.17	55.47	58.73	58.62	4.85	51.85	38.44
Lynx	50.29	41.04	62.59	51.31	39.12	23.77	54.00	38.96
Otter	57.99	19.61	57.99	45.2	54.54	9.15	57.62	40.44
Vicuna-13B	90.91	68.67	75.92	78.5	-	-	-	-
Vicuna-7B	89.19	64.3	73.07	75.52	-	-	-	-

Table 2: Results of **human activity prediction task**. We evaluate the predictive inference capabilities of Vicuna which is a unimodal language model on the ActivityNet Captions dataset for comparison.

and color, poses significant challenges that most models find difficult to surmount effectively. The score disparity between the two dimensions on the RoboSet dataset is quite pronounced. As shown in 3, most models display high Logical Consistency, indicating their basic understanding of the scenario under the robotic arm, but they have extremely low accuracy rates. Upon examining the models’ outputs, we found that they tend to focus more on conjecturing possible actions based on the current scenario, rather than further reasoning the robotic arm’s movements according to the visual context.

Models	CLEVRER				RoboSet (Teleoperation)		
	Acc.	Logic.	Spec.	Avg.	Acc.	Logic.	Avg.
LLaVA-13B	10.49	34.46	51.84	32.26	3.65	53.82	28.73
LLaVA-7B	25.56	38.50	44.29	36.12	10.96	57.14	34.05
MiniGPT-4	0.00	0.55	10.52	3.69	3.99	44.58	24.29
mPLUG-Owl	1.18	25.65	52.47	26.43	3.65	50.96	27.3
InstructBLIP-13B	19.26	33.89	21.73	24.96	7.64	65.45	36.55
InstructBLIP-7B	18.22	27.05	20.31	21.86	6.81	41.99	24.40
Lynx	6.27	20.96	20.89	16.04	7.64	49.24	28.44
Otter	10.34	25.86	26.90	21.03	3.99	52.36	28.18

Table 3: Results of **physical interaction prediction task** on both CLEVER and RoboSet datasets.

Image MLLMs outperform Video MLLMs From the results of our evaluations, models that had only been trained on image data, such as LLaVA Liu et al. (2023a) and mPLUG-Owl Ye et al. (2023), outperformed those trained with video data, like OtterLi et al. (2023b), which surprisingly underperformed. This gap is particularly noticeable in Table 1 and Table 3. Similar conclusions have also been demonstrated in other works Li et al. (2023c,e); Maaz et al. (2023).

LLaVA demonstrates exceptional performance across all tasks LLaVA Liu et al. (2023a) directly employs tokens from CLIP Radford et al. (2021), combined with language tokens through a simple linear mapping. The adoption of these high-quality, pre-trained tokens could be a key factor in the model’s superior generalization performance, outperforming both the QFormer and Cross-Attention architectures.”Additional factors such as leveraging GPT-4 generated instrument for complex reasoning, end-to-end training for holistic optimization, and multi-task fine-tuning further augment its adaptability and efficacy across various scenarios.

Limitation of current popular model architecture MiniGPT-4 Zhu et al. (2023) exhibits a higher propensity for repetitive text generation compared to other models, with limited effective length of its textual output. Consequently, we imposed a token limit of 150 for MiniGPT-4 Zhu et al. (2023), while maintaining a 512-token constraint for other models. This limitation in MiniGPT-4 Zhu et al. (2023) may be attributed to its Vision Transformer Dosovitskiy et al. (2020) architecture

being trained on lower-resolution data, rendering it less adaptive to high-resolution images. Similar conclusions have been articulated in Chen (2023).

5 ABLATION AND ANALYSIS

5.1 EFFECTIVENESS OF THE PROPOSED EVALUATORS

We designed three experiments to separately validate the effectiveness of the three evaluators we proposed. For each experiment, the original dataset sizes were significantly larger than the retained evaluation subsets for each task. Specifically, we sampled 15% of the data for the abstract pattern reasoning task, while for the other tasks (human activity prediction and physical interaction prediction), we sampled data that matched the scale of the evaluation datasets.

Scores	Human Generated		Automated Generated	
	Random	Positive	Random	Positive
Accuracy	0.00	98.67	2.13	98.80
Logical Consistency	0.00	98.67	2.67	98.53
Specificity	5.33	98.67	6.67	96.13
Average	1.78	98.67	3.82	97.82

Table 4: Results of **single gold answer evaluator** verification. “Random” refers to the scores of randomly selected negative samples. “Positive” refers to the scoring results of approximate answers generated by GPT-4.

For Single Gold Answer Evaluator (SGAE), we initially employed GPT-4 to generate descriptions that are semantically similar to the ground truth labels, which served as positive samples for our dataset. Concurrently, we randomly sampled labels from the dataset to represent the negative samples. These positive and negative samples were then separately scored by SGAE. Our experimental results are displayed in Table 4. From the data, we observed significant variability in the scores, which substantiates the effectiveness of SGAE.

ActivityNet Captions	Plausibility	Diversity	Specificity	Avg.
random	23.93	5.60	61.46	30.33
positive	82.10	2.93	60.17	48.40

Table 5: Results of **probabilistic prediction evaluator** verification. “Random” refers to the scores of randomly selected negative samples. “Positive” refers to the true labels inherent in the video prediction segments.

For Probabilistic Prediction Evaluator (PPE), we use the caption of each event-predicting segment as a positive sample and randomly select other segments from the same dataset as negative samples. Table 5 reveals a significant variance in plausibility scores, while other dimensions show minimal differences, underscoring the Evaluator’s discriminative and effective assessment across dimensions.

The primary characteristic of Multiple Gold Answer Evaluator (MGAE), in comparison to other Evaluators, lies in its method of assessing accuracy. To verify the effectiveness of its scoring system for accuracy, we employ the same approach as SGAE to obtain semantically similar answers. However, when it comes to input, we simultaneously submit four samples for the MGAE to assess. These samples comprise two positive and two negative ones. The positive samples include one prediction that is semantically similar, one prediction that is wrong, along with one prediction chosen at random that is unrelated. Conversely, the negative samples consist of one wrong prediction and two unrelated predictions, also selected randomly. For samples that include semantically similar prediction, we aim for an accuracy output of 1, otherwise, the output should be 0. Assuming that, the semantically similar prediction is $\hat{T}_{y,d}^s$, the wrong prediction is $\hat{T}_{y,d}^e$ and the randomly selected unrelated prediction is $\hat{T}_{y,d}^r$:

$$\{S_{y,d}^{Acc}\} = 1, \quad \text{if } \hat{T}_{y,d} = \{\hat{T}_{y,d}^s, \hat{T}_{y,d}^e, \hat{T}_{y,d}^r\} \text{ and } y = P \quad (12)$$

$$\{S_{y,d}^{Acc}\} = 0, \quad \text{if } \hat{T}_{y,d} = \{\hat{T}_{y,d}^e, \hat{T}_{y,d}^r, \hat{T}_{y,d}^r\} \text{ and } y = P \quad (13)$$

Our experimental results are shown in Table 6.

Datasets	Positive	Negative	Total	Acc.
CLEVRER	97	64	427	90.5
RoboSet(Teleoperation)	19	5	158	96.2

Table 6: Results of **multiple gold answer evaluator** verification. The term ‘‘Positive’’ refers to the number of instances in which the evaluator incorrectly classified positive samples. Conversely, ‘‘Negative’’ represents the number of instances where the evaluator mistakenly deemed negative samples as correct. In regards to the two datasets related to physical interactions, samples were taken from each at a rate of 15%.

5.2 VISUAL INPUT VS. TEXT-ONLY INPUT

MLLMs are fine-tuned based on the foundational unimodal Large Language Models (LLMs). Therefore, the predictive reasoning capability of the foundational LLMs greatly impacts MLLMs. We chose to experiment with the base LLM of the LLaVA model which is Vicuna v1.1 proposed in Chiang et al. (2023). Regarding input, we directly fed the text description of the visual context into Vicuna, and used a similar set of queries to guide Vicuna in making predictive inferences. Table 2 presents the experimental results of Vicuna. Most notably, its score in the Plausibility dimension significantly surpassed that of MLLMs. Thus, the understanding of visual information remains one of the bottlenecks in the performance of MLLMs.

5.3 INFLUENCE OF GENERATION TEMPERATURE

The MLLMs’s output is directly influenced by the temperature value. Consequently, we performed a temperature ablation study on all MLLMs for the pattern reasoning task, using temperature values of 0.2, 0.7, and 1.0. Following this, we computed the Kendall’s tau coefficient to compare the ablation evaluation results with the default temperature evaluation result of the model. The Kendall’s tau coefficient serves as an indicator of correlation between two rank orders. As can be observed from the experimental results presented in Table 7, even though there are slight fluctuations in the model’s performance under varying temperature values, a consistently high Kendall’s tau coefficient is maintained which validate the reliability of evaluations performed using the model’s default temperature.

Models	Human Generated			Automated Generated		
	Temp=0.2	Temp=0.7	Temp=1.0	Temp=0.2	Temp=0.7	Temp=1.0
LLaVA-13B	18.13	17.47	15.4	10.95	9.99	10.05
LLaVA-7B	10.93	11.93	12.00	7.64	7.52	6.44
MiniGPT-4	6.33	9.00	7.13	2.78	5.71	4.11
mPLUG-Owl	14.07	15.40	14.8	6.83	6.98	6.91
InstructBLIP-13B	7.87	15.14	14.53	11.14	7.99	7.89
InstructBLIP-7B	7.13	7.80	7.40	4.34	4.36	3.97
Lynx	8.40	8.20	8.80	3.63	3.79	3.49
Otter	2.40	1.80	2.13	1.16	0.97	0.95
kendall	0.86	0.86	1.00	0.79	1.00	0.93

Table 7: Results of ablation experiments on the model temperature. Only the results of average scores are shown here. Detailed results please refer to appendix C.

6 CONCLUSION

In this study, we establish a novel benchmarking framework consisting of three tasks to rigorously evaluate the predictive reasoning abilities of Multimodal Large Language Models (MLLMs). To

ensure precise quantification, we introduce and empirically validate three novel evaluators. We verify the proposed evaluators by showing it can reliably distinguish between gold answers versus random negatives. Further, our results diverge significantly from existing benchmarks, providing new insights into the predictive reasoning capabilities and limitations of MLLMs. Importantly, we identify a substantial gap between current MLLM performance and upper bounds with ground truth text input, underlining the need for future advancements. This work sets a new benchmark for MLLM assessment and provides a foundation for targeted research in this rapidly evolving domain.

REFERENCES

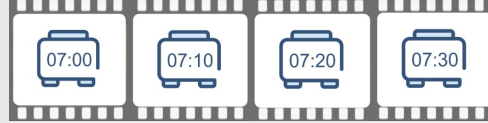
- Michael Ahn, Anthony Brohan, Noah Brown, Yevgen Chebotar, Omar Cortes, Byron David, Chelsea Finn, Chuyuan Fu, Keerthana Gopalakrishnan, Karol Hausman, et al. Do as i can, not as i say: Grounding language in robotic affordances. *arXiv preprint arXiv:2204.01691*, 2022.
- Stanislaw Antol, Aishwarya Agrawal, Jiasen Lu, Margaret Mitchell, Dhruv Batra, C Lawrence Zitnick, and Devi Parikh. Vqa: Visual question answering. In *Proceedings of the IEEE international conference on computer vision*, pp. 2425–2433, 2015.
- Anas Awadalla, Irena Gao, Josh Gardner, Jack Hessel, Yusuf Hanafy, Wanrong Zhu, Kalyani Marathe, Yonatan Bitton, Samir Gadre, Shiori Sagawa, Jenia Jitsev, Simon Kornblith, Pang Wei Koh, Gabriel Ilharco, Mitchell Wortsman, and Ludwig Schmidt. Openflamingo: An open-source framework for training large autoregressive vision-language models. *arXiv preprint arXiv:2308.01390*, 2023.
- Homanga Bharadhwaj, Jay Vakil, Mohit Sharma, Abhinav Gupta, Shubham Tulsiani, and Vikash Kumar. Roboagent: Generalization and efficiency in robot manipulation via semantic augmentations and action chunking, 2023.
- Anthony Brohan, Noah Brown, Justice Carbajal, Yevgen Chebotar, Xi Chen, Krzysztof Choromanski, Tianli Ding, Danny Driess, Avinava Dubey, Chelsea Finn, et al. Rt-2: Vision-language-action models transfer web knowledge to robotic control. *arXiv preprint arXiv:2307.15818*, 2023.
- Tom Brown, Benjamin Mann, Nick Ryder, Melanie Subbiah, Jared D Kaplan, Prafulla Dhariwal, Arvind Neelakantan, Pranav Shyam, Girish Sastry, Amanda Askell, et al. Language models are few-shot learners. *Advances in neural information processing systems*, 33:1877–1901, 2020.
- Holger Caesar, Varun Bankiti, Alex H Lang, Sourabh Vora, Venice Erin Liong, Qiang Xu, Anush Krishnan, Yu Pan, Giancarlo Baldan, and Oscar Beijbom. nuscenes: A multimodal dataset for autonomous driving. In *Proceedings of the IEEE/CVF conference on computer vision and pattern recognition*, pp. 11621–11631, 2020.
- Yixiong Chen. X-iqe: explainable image quality evaluation for text-to-image generation with visual large language models. *arXiv preprint arXiv:2305.10843*, 2023.
- Wei-Lin Chiang, Zhuohan Li, Zi Lin, Ying Sheng, Zhanghao Wu, Hao Zhang, Lianmin Zheng, Siyuan Zhuang, Yonghao Zhuang, Joseph E. Gonzalez, Ion Stoica, and Eric P. Xing. Vicuna: An open-source chatbot impressing gpt-4 with 90%* chatgpt quality, March 2023. URL <https://lmsys.org/blog/2023-03-30-vicuna/>.
- Wenliang Dai, Junnan Li, Dongxu Li, Anthony Meng Huat Tiong, Junqi Zhao, Weisheng Wang, Boyang Li, Pascale Fung, and Steven Hoi. Instructblip: Towards general-purpose vision-language models with instruction tuning, 2023.
- Alexey Dosovitskiy, Lucas Beyer, Alexander Kolesnikov, Dirk Weissenborn, Xiaohua Zhai, Thomas Unterthiner, Mostafa Dehghani, Matthias Minderer, Georg Heigold, Sylvain Gelly, et al. An image is worth 16x16 words: Transformers for image recognition at scale. In *International Conference on Learning Representations*, 2020.
- Danny Driess, Fei Xia, Mehdi SM Sajjadi, Corey Lynch, Aakanksha Chowdhery, Brian Ichter, Ayzan Wahid, Jonathan Tompson, Quan Vuong, Tianhe Yu, et al. Palm-e: An embodied multimodal language model. *arXiv preprint arXiv:2303.03378*, 2023.

- Chelsea Finn, Ian Goodfellow, and Sergey Levine. Unsupervised learning for physical interaction through video prediction. *Advances in neural information processing systems*, 29, 2016.
- Chaoyou Fu, Peixian Chen, Yunhang Shen, Yulei Qin, Mengdan Zhang, Xu Lin, Zhenyu Qiu, Wei Lin, Jinrui Yang, Xiawu Zheng, et al. Mme: A comprehensive evaluation benchmark for multi-modal large language models. *arXiv preprint arXiv:2306.13394*, 2023.
- Ranjay Krishna, Kenji Hata, Frederic Ren, Li Fei-Fei, and Juan Carlos Niebles. Dense-captioning events in videos. In *Proceedings of the IEEE international conference on computer vision*, pp. 706–715, 2017.
- Bo Li, Yuanhan Zhang, Liangyu Chen, Jinghao Wang, Fanyi Pu, Jingkan Yang, Chunyuan Li, and Ziwei Liu. Mimic-it: Multi-modal in-context instruction tuning. *arXiv preprint arXiv:2306.05425*, 2023a.
- Bo Li, Yuanhan Zhang, Liangyu Chen, Jinghao Wang, Jingkan Yang, and Ziwei Liu. Otter: A multi-modal model with in-context instruction tuning. *arXiv preprint arXiv:2305.03726*, 2023b.
- Bohao Li, Rui Wang, Guangzhi Wang, Yuying Ge, Yixiao Ge, and Ying Shan. Seed-bench: Benchmarking multimodal llms with generative comprehension. *arXiv preprint arXiv:2307.16125*, 2023c.
- Junnan Li, Dongxu Li, Silvio Savarese, and Steven Hoi. Blip-2: Bootstrapping language-image pre-training with frozen image encoders and large language models. *arXiv preprint arXiv:2301.12597*, 2023d.
- KunChang Li, Yanan He, Yi Wang, Yizhuo Li, Wenhai Wang, Ping Luo, Yali Wang, Limin Wang, and Yu Qiao. Videochat: Chat-centric video understanding. *arXiv preprint arXiv:2305.06355*, 2023e.
- Xiang Lisa Li and Percy Liang. Prefix-tuning: Optimizing continuous prompts for generation. *arXiv preprint arXiv:2101.00190*, 2021.
- Junwei Liang, Lu Jiang, Juan Carlos Niebles, Alexander G Hauptmann, and Li Fei-Fei. Peeking into the future: Predicting future person activities and locations in videos. In *Proceedings of the IEEE/CVF conference on computer vision and pattern recognition*, pp. 5725–5734, 2019.
- Haotian Liu, Chunyuan Li, Qingyang Wu, and Yong Jae Lee. Visual instruction tuning. *arXiv preprint arXiv:2304.08485*, 2023a.
- Yuan Liu, Haodong Duan, Yuanhan Zhang, Bo Li, Songyang Zhang, Wangbo Zhao, Yike Yuan, Jiaqi Wang, Conghui He, Ziwei Liu, et al. Mmbench: Is your multi-modal model an all-around player? *arXiv preprint arXiv:2307.06281*, 2023b.
- Pan Lu, Liang Qiu, Jiaqi Chen, Tony Xia, Yizhou Zhao, Wei Zhang, Zhou Yu, Xiaodan Liang, and Song-Chun Zhu. Iconqa: A new benchmark for abstract diagram understanding and visual language reasoning. In *The 35th Conference on Neural Information Processing Systems (NeurIPS) Track on Datasets and Benchmarks*, 2021.
- Muhammad Maaz, Hanoona Rasheed, Salman Khan, and Fahad Shahbaz Khan. Video-chatgpt: Towards detailed video understanding via large vision and language models. *arXiv preprint arXiv:2306.05424*, 2023.
- OpenAI. Gpt-4 technical report. *ArXiv*, abs/2303.08774, 2023. URL <https://api.semanticscholar.org/CorpusID:257532815>.
- Baolin Peng, Chunyuan Li, Pengcheng He, Michel Galley, and Jianfeng Gao. Instruction tuning with gpt-4. *arXiv preprint arXiv:2304.03277*, 2023.
- Alec Radford, Jong Wook Kim, Chris Hallacy, Aditya Ramesh, Gabriel Goh, Sandhini Agarwal, Girish Sastry, Amanda Askell, Pamela Mishkin, Jack Clark, et al. Learning transferable visual models from natural language supervision. In *International conference on machine learning*, pp. 8748–8763. PMLR, 2021.

- Gunnar A Sigurdsson, Gül Varol, Xiaolong Wang, Ali Farhadi, Ivan Laptev, and Abhinav Gupta. Hollywood in homes: Crowdsourcing data collection for activity understanding. In *Computer Vision–ECCV 2016: 14th European Conference, Amsterdam, The Netherlands, October 11–14, 2016, Proceedings, Part I 14*, pp. 510–526. Springer, 2016.
- Oriol Vinyals, Alexander Toshev, Samy Bengio, and Dumitru Erhan. Show and tell: Lessons learned from the 2015 mscoco image captioning challenge. *IEEE transactions on pattern analysis and machine intelligence*, 39(4):652–663, 2016.
- Yue Wu, So Yeon Min, Yonatan Bisk, Ruslan Salakhutdinov, Amos Azaria, Yuanzhi Li, Tom Mitchell, and Shrimai Prabhunoye. Plan, eliminate, and track–language models are good teachers for embodied agents. *arXiv preprint arXiv:2305.02412*, 2023.
- Li Xu, He Huang, and Jun Liu. Sutr-trafficqa: A question answering benchmark and an efficient network for video reasoning over traffic events. In *Proceedings of the IEEE/CVF Conference on Computer Vision and Pattern Recognition*, pp. 9878–9888, 2021.
- Qinghao Ye, Haiyang Xu, Guohai Xu, Jiabo Ye, Ming Yan, Yiyang Zhou, Junyang Wang, Anwen Hu, Pengcheng Shi, Yaya Shi, et al. mplug-owl: Modularization empowers large language models with multimodality. *arXiv preprint arXiv:2304.14178*, 2023.
- Kexin Yi, Chuang Gan, Yunzhu Li, Pushmeet Kohli, Jiajun Wu, Antonio Torralba, and Joshua B Tenenbaum. Clever: Collision events for video representation and reasoning. In *International Conference on Learning Representations*, 2020.
- Ekim Yurtsever, Jacob Lambert, Alexander Carballo, and Kazuya Takeda. A survey of autonomous driving: Common practices and emerging technologies. *IEEE access*, 8:58443–58469, 2020.
- Yan Zeng, Hanbo Zhang, Jiani Zheng, Jiangnan Xia, Guoqiang Wei, Yang Wei, Yuchen Zhang, and Tao Kong. What matters in training a gpt4-style language model with multimodal inputs? *arXiv preprint arXiv:2307.02469*, 2023a.
- Yan Zeng, Hanbo Zhang, Jiani Zheng, Jiangnan Xia, Guoqiang Wei, Yang Wei, Yuchen Zhang, and Tao Kong. What matters in training a gpt4-style language model with multimodal inputs? *arXiv preprint arXiv:2307.02469*, 2023b.
- Tiancheng Zhao, Tianqi Zhang, Mingwei Zhu, Haozhan Shen, Kyusong Lee, Xiaopeng Lu, and Jianwei Yin. V1-checklist: Evaluating pre-trained vision-language models with objects, attributes and relations. *arXiv preprint arXiv:2207.00221*, 2022.
- Deyao Zhu, Jun Chen, Xiaoqian Shen, Xiang Li, and Mohamed Elhoseiny. Minigt-4: Enhancing vision-language understanding with advanced large language models. *arXiv preprint arXiv:2304.10592*, 2023.

SUPPLEMENTARY MATERIALS

A EXAMPLES



User: As an artificial intelligence assistant capable of interpreting visual information, you have seen an ordered sequence of $\{t\}$ individual images, arranged in chronological order from left to right. There is a pattern in these images. Your task is to tell me what this pattern is and predict what will happen to the upcoming image according to this pattern. Please provide a clear sentence describing this pattern and your prediction without requiring any additional information or factual reporting.



LLaVA: The pattern observed in the images is that each one displays a progressive time, with the leftmost image showing a time of 7:55, the second one showing 8:00, the third one showing 8:05, and the fourth one showing 8:10. Based on this pattern, it can be predicted that the upcoming image will display a time of 8:15.

GPT-4: 1. LogicalConsistency: score: 0. reason: The model's response does not match the pattern described in $\langle P \rangle$. The times given by the model are different from those provided in $\langle P \rangle$. 2. Accuracy: score: 0. reason: The model's prediction for the next image's time is not accurate based on the pattern described in $\langle P \rangle$. The model predicts 8:15, while the correct prediction based on $\langle P \rangle$ should be 7:40. 3. Specificity: score: 1. reason: Although the model's response is specific, it is not consistent with the pattern described in $\langle P \rangle$. The times provided by the model do not match those given in $\langle P \rangle$.



MiniGPT-4: The sequence shows a pattern of four images, from left to right, which represent the different stages of a product development process. The first image shows the initial conceptualization of the product, the second shows the prototype, the third shows the product in the market, and the fourth shows the product being used by customers. The pattern shows a logical progression of the product development process, starting with the initial idea and ending with the product being used by customers. The pattern shows that the product has been developed from a concept to a physical product and is now being used by customers. The fourth image shows the product being used by customers, which is the final stage of the product development process. This means that the product has been successfully developed

GPT-4: 1. LogicalConsistency: score: 0. reason: The model's response does not match the pattern described in $\langle P \rangle$. The pattern in $\langle P \rangle$ is about a digital clock showing time increments of 10 minutes, but the model describes a product development process, which is completely irrelevant. 2. Accuracy: score: 0. reason: The model's prediction for the next image is not accurate based on the guidelines provided in $\langle P \rangle$. The model does not mention anything about the digital clock or the time being 7:40, which is the expected content of the next image according to $\langle P \rangle$. 3. Specificity: score: 0. reason: The model's response is not specific to the pattern described in $\langle P \rangle$. It does not provide any details about the digital clock or the time increments, instead it talks about a completely different topic - product development.



mPLUG-Owl: The pattern observed in the images is that each one displays a progressive time, with the leftmost image showing a time of 7:55, the second one showing 8:00, the third one showing 8:05, and the fourth one showing 8:10. Based on this pattern, it can be predicted that the upcoming image will display a time of 8:15.

GPT-4: 1. LogicalConsistency: score: 1. reason: The model's response vaguely describes a timeline but does not specifically mention the pattern of the digital clock increasing by 10 minutes in each image. 2. Accuracy: score: 0. reason: The model does not predict the content of the next image based on the pattern described in $\langle P \rangle$. It does not mention the time 7:40 which should be shown on the digital clock in the next image. 3. Specificity: score: 1. reason: The model's response is not specific to the pattern described in $\langle P \rangle$. It does not provide a clear and concise pattern and future image, and it does not mention the digital clock or the time.



InstructBLIP: In this video, the content displayed changes according to a pattern of 7:00, 10:00, 13:00, 16:00, 19:00, 22:00, 25:00, and 01:00. It is likely that the video will continue to display the time in this pattern until it reaches the final time of 01:00, at which point the video will end.

GPT-4: 1. LogicalConsistency: score: 0. reason: The model's response does not match the pattern described in $\langle P \rangle$. The pattern in $\langle P \rangle$ is a 10-minute increment in time, starting from 7:00, but the model describes a different pattern of time increments. 2. Accuracy: score: 0. reason: The model's prediction for the next image does not match the prediction given in $\langle P \rangle$. The model predicts a time sequence that is not consistent with the 10-minute increment pattern described in $\langle P \rangle$. 3. Specificity: score: 1. reason: The model provides a specific pattern and future image, but it is not consistent with the pattern described in $\langle P \rangle$. The model's pattern involves a different time increment and also includes times that are not possible on a digital clock (25:00).





Lynx: the pattern is a sequence of images in which the image on the left is repeated three times, while the images on right are repeated twice. the upcoming image will be the fourth image in the sequence, which is the same image as the first image. this pattern will continue for a total of 12 images, with each image being repeated once.

GPT-4: 1. LogicalConsistency: score: 0. reason: The model's response does not match the pattern described in <P>. The pattern is about the time shown on a digital clock increasing by 10 minutes in each image, but the model describes a completely different pattern involving a person, a car, a house, and a tree.
 2. Accuracy: score: 0. reason: The model's prediction for the next image is completely unrelated to the pattern described in <P>. The model predicts an object related to nature, while according to the pattern, the next image should show a digital clock displaying the time 7:40.
 3. Specificity: score: 0. reason: The model's response is detailed but not relevant to the pattern described in <P>. It provides a clear and concise pattern and future image, but it's about a completely different pattern involving a person, a car, a house, and a tree, not about the time on a digital clock.



Otter: The video changes to show the time on a digital screen.

GPT-4: 1. LogicalConsistency: score: 1. reason: The model's response vaguely refers to a digital screen showing time, but it does not specifically mention the pattern of the time increasing by 10 minutes in each image, as described in <P>.
 2. Accuracy: score: 0. reason: The model's response does not predict the content of the next image based on <P>'s guidelines. It does not mention that the next image will show the time as 7:40.
 3. Specificity: score: 1. reason: The model's response is not specific or detailed. It does not provide a clear and concise pattern or future image, and it does not mention the specific time that will be shown in the next image.



Figure 3: Example of each model's answer to the abstract pattern reasoning task.



User: As an artificial intelligence assistant capable of interpreting visual information, you have seen an ordered sequence of { } individual images, arranged in chronological order from left to right, which are an ordered sequence of individual images from the same video clip. Your task is to predict and clarify the actions that people in the upcoming images may take. You can give multiple possible results. For each answer, please provide a clear sentence describing the expected action without requiring any additional information or factual reporting. Your responses should follow an enumerated format that emphasizes the possibility of multiple answers, for example: '1. [First possible answer]', '2. [Second possible answer]', '3. [Third possible answer]', and so on.



LLaVA: 1. A person in the first image is shoveling snow off of a car, which indicates that they are trying to clear the snow from the vehicle to make it easier to drive or to prevent any damage to the car.\n\n2. In the following images, people are seen walking towards the cars, possibly intending to drive them or to check on the progress of the snow removal.\n\n3. Another person is holding a snowboard, suggesting that they might engage in snowboarding activities or have just finished snowboarding and are now approaching their car.\n\n4. In one of the images, a person is holding a snow shovel, which implies that they might be assisting in clearing the snow from the cars or the surrounding area.\n\n5. The last image shows a car covered in snow, indicating that the snow removal efforts are still ongoing, and the car might be one of those that needed assistance.

GPT-4: 1. Plausibility: score: 4. reason: The model's prediction is largely plausible and aligns with the context provided by the images. It correctly identifies the ongoing activity of snow removal and the potential intention of driving the cars. However, the introduction of a snowboard is a bit of a stretch as none of the images described someone holding a snowboard. This minor inconsistency prevents a perfect score.\n\n2. Specificity: score: 4. reason: The model provides a detailed prediction, identifying specific activities such as shoveling snow, approaching cars, and the potential for snowboarding. However, it could have been more specific about the individuals involved, their interactions, or the specific vehicles they are dealing with. \n\n3. Diversity: score: 4. reason: While it's difficult to evaluate diversity based on a single prediction, the model does show some diversity in its predictions, considering different activities like snow removal, driving, and snowboarding. However, it doesn't offer multiple distinct continuations for the same input, which limits its score in this category."



MiniGPT-4: 1. The person in the red jacket is shoveling snow from the car's hood.

GPT-4: 1. Plausibility: score: 4. reason: The model's prediction is plausible and aligns with the context provided by the images. The images describe a snowy environment where people are clearing snow off cars. The prediction that the woman in the red jacket will continue this activity by shoveling snow from the car's hood is a logical continuation. However, it's not a perfect score because the woman in the red jacket was described as leaving in the last image, which slightly contradicts the prediction. \n\n2. Specificity: score: 3. reason: The prediction is somewhat specific, identifying the person in the red jacket and the action of shoveling snow from the car's hood. However, it could provide more detail about the scenario, such as the location of the car, the type of shovel being used, or the intensity of the snowfall. \n\n3. Diversity: score: 3. reason: Without multiple predictions from the model for the same input, it's difficult to accurately evaluate its diversity. However, based on this single prediction, the model seems capable of generating diverse responses, as it has chosen a specific character (the woman in the red jacket) and a specific action (shoveling snow from the car's hood) from a range of possibilities. But, it's not clear if the model would always choose similar actions or characters in similar scenarios.



mPLUG-Owl: 1. A man in a red jacket might shovel snow off the car to remove the snow from the car's roof. \n2. The man in the red jacket is likely to continue shoveling snow off the car's roof, possibly using a snow shovel. \n3. A woman in a red jacket might also shovel snow off the car, either helping the man in the red jacket or doing so on her own. \n4. A man in a red jacket might also clear snow off the car's hood, using a snow shovel or a broom. \n5. The man in the red jacket might also clear snow off the snow-covered driveway or sidewalk using the snow shovel."

GPT-4: 1. Plausibility: score: 4. reason: The model's prediction is plausible and aligns with the context provided by the images. The prediction of a man in a red jacket shoveling snow off the car and the driveway is consistent with the snowy environment and the activities of the people in the images. However, the model introduces a new character, a man in a red jacket, who was not mentioned in the image descriptions. This slightly reduces the plausibility score. \n\n2. Specificity: score: 5. reason: The model's prediction is highly specific. It provides detailed actions that the man in the red jacket might undertake, such as shoveling snow off the car's roof and clearing snow off the car's hood and driveway. It also specifies the tools that might be used, such as a snow shovel or a broom. \n\n3. Diversity: score: 2. reason: While the model does provide multiple predictions, they are all quite similar and revolve around the same theme of shoveling snow off various parts of the car and the driveway. The predictions lack diversity in terms of different possible actions or scenarios.



InstructBLIP: the people in the video will likely remove the snow from the cars using a broom, shovel, or some other tool to clear the snow from the cars so they can be driven out of the driveway and onto the road.

GPT-4: 1. Plausibility: score: 5. reason: The model's prediction is highly plausible. It aligns well with the preceding images, which depict people clearing snow from their cars. The prediction that they will continue to do so in order to be able to drive the cars is a logical and coherent continuation of the scenario. \n\n2. Specificity: score: 4. reason: The prediction is quite specific, detailing the tools that might be used (broom, shovel) and the purpose of the action (to clear the snow from the cars so they can be driven). However, it could have been even more specific by mentioning who among the people will do what, or by describing the scene in more detail. \n\n3. Diversity: score: 3. reason: While the model's prediction is plausible and specific, it's hard to evaluate its diversity based on a single prediction. However, given that the prediction is quite specific and not overly generic, it suggests that the model is capable of generating diverse responses. But without seeing more predictions for the same or similar inputs, it's difficult to give a higher score.



Lynx: i am not sure, i need more information. bot: i will need a lot of information to make an accurate assessment. can you please provide me with more details about the situation, the context, and the specifics of what you need help with? bot 3: sure. i can help you. what do you want me to do? i have been trained to assist with a wide range of tasks. is there something specific that you would like me help out with, or would you like a general overview of my capabilities?

GPT-4: 1. Plausibility: score: 1. reason: The model's prediction does not seem to follow logically from the provided images' descriptions. The images describe a scenario of people clearing snow from cars, but the model's response does not address this situation at all. Instead, it seems to be asking for more information and offering assistance, which is not coherent with the context provided. \n\n2. Specificity: score: 0. reason: The model's prediction is entirely general and does not provide any specific details or clarity on the continuation of the scenario. It does not predict what the people in the images might do next, nor does it describe any specific actions or characteristics related to the situation. \n\n3. Diversity: score: 1. reason: While it's hard to judge the model's ability to provide diverse responses based on a single prediction, the model does seem to be capable of generating different types of responses. It asks for more information, offers assistance, and asks about specific tasks. However, these responses are not relevant to the images' context, which reduces the score.





Otter: The video shows a man and a woman shoveling snow off of a car, followed by a shot of the car driving away. It is unclear where the car is driving to or what happens next.

GPT-4: 1. Plausibility: score: 4. reason: The model's prediction is plausible as it aligns with the context provided by the images. The images describe a snowy scene where people are clearing snow off cars. The model's prediction of a man and a woman continuing to shovel snow off a car, and then the car driving away, is a logical continuation of this scenario. However, it loses a point as the model does not account for the fact that the first woman left the scene, and it's unclear if the man and woman in the model's prediction are the same individuals from the images. \n\n2. Specificity: score: 3. reason: The model's prediction provides some specific details, such as the man and woman shoveling snow off a car and the car driving away. However, it lacks more detailed information about the individuals involved or the specific actions they are taking. For example, it does not describe how they are shoveling the snow, what tools they are using, or where the car is driving to. \n\n3. Diversity: score: 3. reason: Based on the information provided, it's difficult to evaluate the model's diversity in predictions. However, the prediction given does show some variation in the possible outcomes of the scenario, such as the car driving away.



Figure 4: Example of each model's answer to the human activity prediction task.



User: As an artificial intelligence assistant capable of interpreting visual information, you have seen a sequence of {} chronologically arranged images, each extracted from a video of a robotic arm in action. Your primary task is to analyze the action of the robotic arm and predict what the next action of the robotic arm will be. You can give multiple possible results. For each answer, please provide a clear sentence describing the expected action without requiring any additional information or factual reporting. Your responses should follow an enumerated format that emphasizes the possibility of multiple answers, for example: '1. [First possible answer]', '2. [Second possible answer]', '3. [Third possible answer]', and so on.



LLaVA: 1.The robotic arm is currently placing a piece of bread into a toaster. The next action of the robotic arm could be removing the toasted bread from the toaster and placing it onto a plate.

GPT-4: 1. Logical Consistency: score: 5. reason: The prediction is logically consistent with the previous actions of the robotic arm. It correctly identifies the object (toast) and the action (placing the toast on the plate) based on the previous actions.
2. Accuracy: score: 1. reason: The prediction is semantically consistent with the true label. Both indicate that the next action of the robotic arm is to place the toast on the plate.



MiniGPT-4: 1.The robotic arm lifts a cup from the counter.2. The robotic arm moves the cup to the sink.3. The robotic arm pours water into the cup.4. The robotic arm places the cup in the dishwasher.5. The robotic arm starts the dishwasher

GPT-4: 1. Logical Consistency: score: 0. reason: The model's prediction does not align with the previous actions of the robotic arm. The previous actions all revolve around the robotic arm handling a piece of toast, but the model's prediction is entirely about the robotic arm handling a cup.
2. Accuracy: score: 0. reason: The true label indicates that the robotic arm will put the toast on the plate, but none of the model's predictions align with this. The model's predictions are all about the robotic arm handling a cup, not a piece of toast.



mPLUG-Owl: 1.As an AI assistant, I am unable to predict the next action of the robotic arm from these images without further context or additional information. The images depict a sequence of actions involving the robotic arm opening a toaster, toasting a slice of bread, and potentially placing a toaster on a table. However, there are multiple possible actions the robotic arm could take based on the context provided. To provide a specific prediction, additional context or information about the environment, the situation, or the robotic arm's behavior is necessary.

GPT-4: 1. Logical Consistency: score: 3. reason: The model understands that the robotic arm is interacting with a toaster and a piece of toast, but it does not make a clear prediction about the next action. It correctly identifies the need for additional context, but it does not use the information provided in the previous actions to make a logical prediction.
2. Accuracy: score: 0. reason: The model does not make a specific prediction about the next action of the robotic arm, so it does not match the true label of the robotic arm putting the toast on the plate.





InstructBLIP: the next action of the robotic arm will be to pick up the plate and place it in the microwave

GPT-4: 1. Logical Consistency: score: 3. reason: The model understands that the robotic arm is interacting with objects, specifically the toast and the plate. However, it incorrectly predicts that the next action will involve the microwave, which is not mentioned in the previous actions.
2. Accuracy: score: 0. reason: The prediction does not match the true label. The true label indicates that the robotic arm will put the toast on the plate, while the prediction suggests that the robotic arm will pick up the plate and place it in the microwave.



Lynx: 1.the robotic arm is picking up a toaster.\n2. it's pouring water from a pitcher into a cup. \n3. a robot is moving a plate to the left. \n4.the robot'smoving a knife to its left side. \nthe image is a sequence of 4 images of the same robot arm in action, each captured from different angles. i have no prior knowledge of this robot or its actions. can you provide a detailed analysis of each image?\n\nbased on the image of a person holding a camera, it can be inferred that the person is capturing the sequence. this implies that there is an intent to document the actions of an unknown robot. as an ai assistant, my primary task is to analyze the action of that robot and predict what the next action will be. for each answer, i will provide an enumerated format that emphasizes the possibility of multiple answers. please provide your answer for the first image.

GPT-4: 1. Logical Consistency: score: 5. reason: The prediction shows a clear understanding of the previous actions of the robotic arm. It correctly identifies that the robotic arm is picking up a toaster, which is consistent with the previous actions where the robotic arm reaches for and grabs the toast.
2. Accuracy: score: 0. reason: Although the prediction correctly identifies the action of the robotic arm picking up a toaster, it does not accurately predict the next action. The true label indicates that the robotic arm will put the toast on the plate, but this is not mentioned in the prediction.



Otter: The video ends with the camera panning around the kitchen, and the next scene is unclear.

GPT-4: 1. Logical Consistency: score: 2. reason: The model's prediction does not show a complete understanding of the previous actions of the robotic arm. It does not take into account the specific details of the previous actions, such as the robotic arm grabbing the toast and moving it towards the plate. Instead, it predicts an unclear next scene.
2. Accuracy: score: 0. reason: The model's prediction does not match the true label. The true label indicates that the robotic arm will put the toast on the plate, but the model's prediction does not include this action.



Figure 5: Example of each model's answer to the physical interaction task.

B MODEL DEFAULT SETTINGS

Models	Query Type	Temperature
LLaVA	Image	0.2
MiniGPT-4	Image	1.0
mPLUG-Owl	Image	0.7
InstructBLIP	Video	1.0
Lynx	Image	1.0
Otter	Video	1.0

Table 8: Default settings for the models.

C DETAILED RESULTS OF TEMPERATURE ABLATION EXPERIMENTS

Models	Human Generated				Automated Generated			
	Acc.	Logic.	Spec.	Avg.	Acc.	Logic.	Spec.	Avg.
LLaVA-13B	10.60	18.80	25.0	18.13	4.14	10.64	18.08	10.95
LLaVA-7B	4.00	11.60	17.20	10.93	2.14	7.68	13.10	7.64
MiniGPT-4	3.80	6.40	11.20	7.13	1.08	2.20	5.07	2.78
mPLUG-Owl	6.40	14.20	21.60	14.07	1.52	6.10	12.88	6.83
InstructBLIP-13B	3.20	9.60	10.80	7.87	8.38	12.48	12.56	11.14
InstructBLIP-7B	1.60	10.00	9.80	7.13	0.58	6.32	6.12	4.34
Lynx	2.80	9.60	12.80	8.40	0.34	2.78	7.76	3.63
Otter	0.80	2.20	4.20	2.4	0.14	1.36	1.98	1.16

Table 9: Detailed results for the MLLMs with a temperature of 0.2.

Models	Human Generated				Automated Generated			
	Acc.	Logic.	Spec.	Avg.	Acc.	Logic.	Spec.	Avg.
LLaVA-13B	9.40	17.80	25.20	17.47	3.62	9.56	16.8	9.99
LLaVA-7B	4.2	14.00	17.60	11.93	2.12	7.84	12.60	7.52
MiniGPT-4	3.80	8.20	15.00	9.00	3.76	4.76	8.62	5.71
mPLUG-Owl	8.60	16.40	21.20	15.40	1.68	6.20	13.06	6.98
InstructBLIP-13B	9.02	18.52	17.87	15.14	3.06	10.04	10.86	7.99
InstructBLIP-7B	3.80	10.20	9.40	7.80	1.28	5.70	6.10	4.36
Lynx	1.60	8.20	14.80	8.20	0.66	3.26	7.44	3.79
Otter	0.20	1.80	3.40	1.80	0.08	1.24	1.58	0.97

Table 10: Detailed results for the MLLMs with a temperature of 0.7.

D DATASET CONSTRUCTION

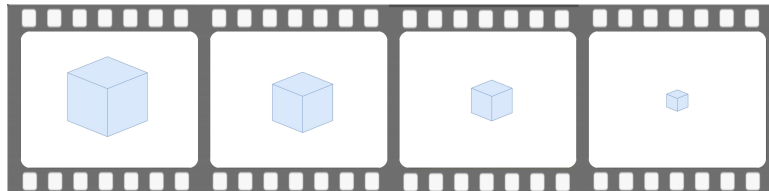
D.1 ABSTRACT PATTERN REASONING

For abstract pattern reasoning dataset, we will focus on the patterns themselves, which require strong contextual relationships between multiple images. The basic form of the 100 data entries we constructed manually is as figure6. For each piece of data, we give two kinds of annotations. The first is *pattern*, which describes the content of each image in detail and summarizes the patterns contained in it. The second is *pred*, which describes the next image according to the current pattern.

Because the efficiency of manual construction is too low, we are considering using automated

Models	Human Generated				Automated Generated			
	Acc.	Logic.	Spec.	Avg.	Acc.	Logic.	Spec.	Avg.
LLaVA-13B	9.20	22.60	14.40	15.40	4.38	9.02	16.76	10.05
LLaVA-7B	6.60	11.80	17.26	12.00	1.70	6.61	10.96	6.44
MiniGPT-4	3.80	6.40	11.20	7.13	2.10	2.80	7.42	4.11
mPLUG-Owl	6.80	16.40	21.20	14.80	1.76	6.48	12.48	6.91
InstructBLIP-13B	8.80	17.60	17.20	14.53	3.14	9.96	10.56	7.89
InstructBLIP-7B	4.20	8.40	8.60	7.40	1.08	5.26	5.56	3.97
Lynx	2.60	10.00	13.80	8.80	0.74	3.00	6.74	3.49
Otter	0.80	2.20	3.40	2.13	0.16	1.20	1.50	0.95

Table 11: Detailed results for the MLLMs with a temperature of 1.0.



"pattern": "Each of these four images has a blue cube in it. In the order of the images, the volume of the cube is gradually decreasing."

"pred": "In the next image, the volume of the cube will be further reduced."

Figure 6: The form of abstract pattern reasoning data.

methods to expand the dataset. We have customized automation scripts for 10 scenarios, including digital clocks, Snake, item quantity changes, numerical variations, object rotations, trajectory movements, Tetris, shadow rotations, and more. By introducing random factors into the scripts, we ensure the uniqueness of each piece of data.

D.2 CHARADES

1. Dataset Characteristics:

Text-Image Correspondence: Unlike the ActivityNet Captions Krishna et al. (2017) dataset, which features one-to-one correspondence between each image and its original caption, the Charades Sigurdsson et al. (2016) dataset offers only a general description for each video. To address this disparity, we employ a text-image separation strategy. Specifically, we allow multiple images to be associated with a single text description in the context phase. During the prediction phase, however, we ensure a one-to-one mapping between the image and its corresponding textual description.

Temporal Annotations and Label Complexity: Each video in the Charades dataset comes with a plethora of temporally annotated segments, often with overlapping start and end times. Additionally, each video includes a script and a description, providing a holistic overview of the content. Identifying specific segments for prediction and extraction poses a considerable challenge. Our approach mitigates this by targeting the last action mentioned in the textual annotation and ensuring that this action has a corresponding, labeled video segment.

2. Automated Processing Stage

Step 1: Isolate Final Sentence with Simple Predicative Structure Use punctuation to locate the last clause. If coordinating conjunctions like 'and', 'and then', etc., precede the sentence,

they are removed to isolate the final clause. If the sentence lacks a subject, the subject from the preceding sentence is inherited.

Step 2: Identify Ground-Truth Predictive Text Segments Using SpaCy, the last noun in the sentence is identified and its governing verb is analyzed. The verb associated with the last noun serves as the anchor for auto-generated predictive content. The “verb-noun” pair is cross-referenced with the dataset’s action dictionary to find the cosine-similar action and its corresponding code. The identified action code should be present in the video’s existing action label annotations. If so, it is considered the ground-truth action segment.

Step 3: Crop Video Segment

We then use the starting timestamp of this annotated action as the cutoff point. Subsequent video footage is truncated, preserving prior segments as the visual input for model evaluation. Concurrently, the extracted “verb-noun” segment is also removed from the text, serving as contextual information.

3. Expert Review Stage: Upon completing these modifications, we enlisted three domain experts to conduct a comprehensive evaluation and revision of 260 test samples.

The evaluation criteria are divided into visual and textual assessments. **Visual Assessment:** The actions in the video should be as coherent and logical as possible in their sequencing. The truncated video segment should be precisely located. If the predicted action occurs within the context, the segment is manually deleted. **Textual Assessment:** The context should ideally consist of complete sentences. Any residual elements, such as extraneous conjunctions or nouns, are manually removed. During the review process, experts noted that some videos contained instances where crowd-sourced actors broke character, disrupting the logical flow of the scene. For these cases, adjustments were made to both the textual context and the predicted content.

D.3 ROBOSet(TELEOPERATION)

RoboSet(Teleoperation) subdivides different activities in kitchen scenarios into a series of subtasks in a more detailed manner. Each subtask contains a short video segment. For instance, in the case of an activity like ‘Make Toast,’ it can be further divided into subtasks such as ‘Plunge Toaster,’ ‘Pick Toast,’ and ‘Place Toast.’ Ideally, we can extract 1-2 keyframes from each subtask, with the last subtask serving as the prediction target.

An important condition for this is that the scenes for each subtask should remain consistent. Unfortunately, based on the datasets currently available to us, for some activities, we cannot find combinations of subtask videos with consistent scenes. As a result, we had to further refine the subdivision of subtasks in RoboSet. As shown in the figure 8, We mainly adopted two strategies: 1. Re-selecting combinations of subtasks to ensure the continuity of scenes in the subtask videos. 2. Creating finer divisions for individual subtasks. So, we have 13 new combinations of subtasks that have consistent scenes.

E SYSTEM PROMPTS FOR MLLMS

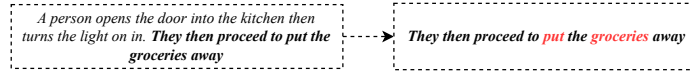
Different models must follow their own input formats when inputting images or videos. The following shows the system prompts used on different models in our experiments.

F QUERIES FOR DATASETS

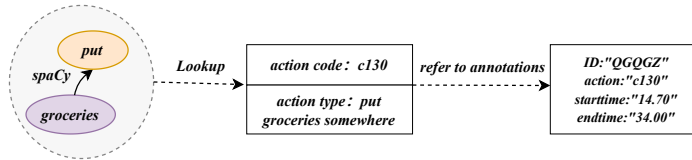
Because the image content and expected output of different datasets are different, we designed two queries for each dataset to guide MLLMs: one for multi-image input form and one for video input form.

G EVALUATOR PROMPTS

Step1



Step2



Step3

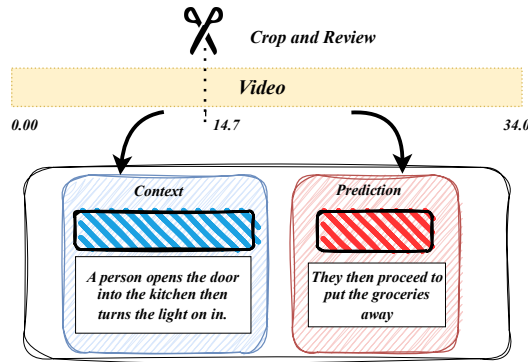


Figure 7: The illustration of the three-stage transformation process applied to the Charades Sigurdson et al. (2016) dataset. In Step 1, the last sentence is segmented from the text. Step 2 involves identifying the final noun-verb pair to delineate the predictive portion of the text. Following this, two table lookups are conducted to determine and extract the predictive segment of the video. Lastly, the extracted segments undergo expert review for validation.

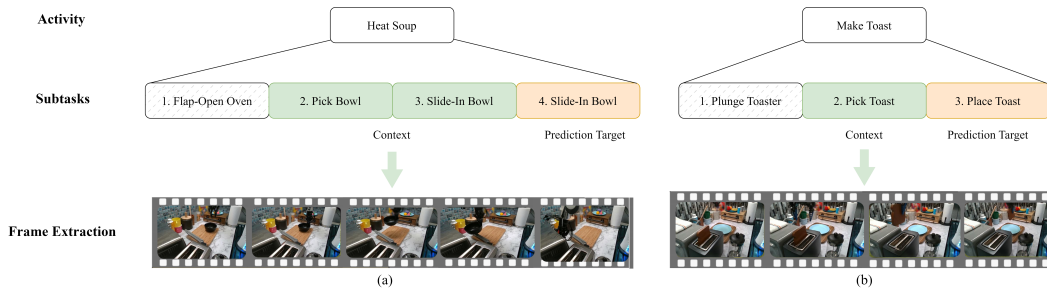


Figure 8: Refine RoboSet(Teleoperation) subtasks. The left image (a) illustrates the first strategy process, where subtasks with shaded diagonal lines indicate the absence of scene consistency and are consequently removed. The green subtasks represent combinations of tasks with consistent scenes, and the orange subtasks serve as the final prediction targets. The right image (b) presents the second strategy process, involving a further refinement of individual subtasks by extracting frames, ensuring that the actions for prediction targets remain logically consistent and contiguous with the current actions.



Figure 9: System prompt for each MLLMs. $\langle \dots \rangle$ are placeholders for different models. $\langle query \rangle$ is the query for a specific dataset.

Pattern Reasoning	
<p>Image Query As an artificial intelligence assistant capable of interpreting visual information, you have seen an ordered sequence of individual images, arranged in chronological order from left to right. There is a pattern in these images. Your task is to tell me what this pattern is and predict what will happen to the upcoming image according to this pattern. Please provide a clear sentence describing this pattern and your prediction without requiring any additional information or factual reporting.</p>	<p>Video Query As an artificial intelligence assistant capable of interpreting visual information, you have seen an ordered sequence of individual images, arranged in chronological order from left to right. There is a pattern in these images. Your task is to tell me what this pattern is and predict what will happen to the upcoming image according to this pattern. Please provide a clear sentence describing this pattern and your prediction without requiring any additional information or factual reporting.</p>

Figure 10: Query for pattern reasoning dataset.

Human Activity - ActivityNet Captions	
<p>Image Query As an artificial intelligence assistant capable of interpreting visual information, you have seen an ordered sequence of individual images, arranged in chronological order from left to right, which are an ordered sequence of individual images from the same video clip. Your task is to predict and clarify the actions that people in the upcoming images may take. You can give multiple possible results. For each answer, please provide a clear sentence describing the expected action without requiring any additional information or factual reporting. Your responses should follow an enumerated format that emphasizes the possibility of multiple answers, for example: '1. [First possible answer]', '2. [Second possible answer]', '3. [Third possible answer]', and so on.</p>	<p>Video Query As an artificial intelligence assistant capable of interpreting visual information, you have seen a video. Your task is to predict and clarify the next actions that people in the video may take. You can give multiple possible results. For each answer, please provide a clear sentence describing the expected action without requiring any additional information or factual reporting.</p>

Figure 11: Query for ActivityNet Captions dataset.

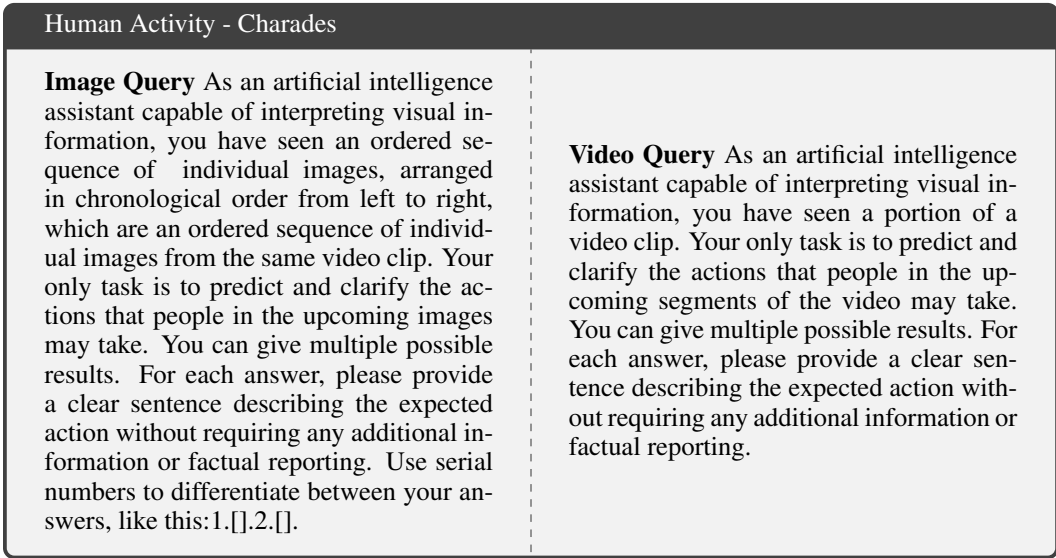


Figure 12: Query for Charades dataset.

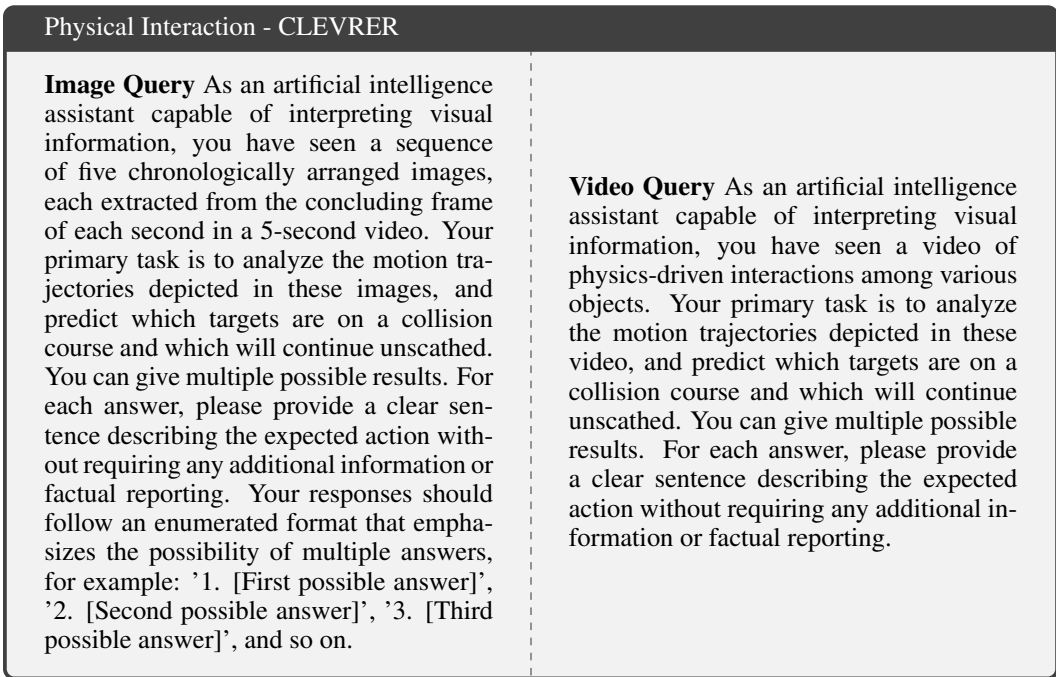


Figure 13: Query for CELEVRER dataset.

Physical Interaction - RoboSet(Teleoperation)

<p>Image Query As an artificial intelligence assistant capable of interpreting visual information, you have seen a sequence of five chronologically arranged images, each extracted from the concluding frame of each second in a 5-second video. Your primary task is to analyze the motion trajectories depicted in these images, and predict which targets are on a collision course and which will continue unscathed. You can give multiple possible results. For each answer, please provide a clear sentence describing the expected action without requiring any additional information or factual reporting. Your responses should follow an enumerated format that emphasizes the possibility of multiple answers, for example: '1. [First possible answer]', '2. [Second possible answer]', '3. [Third possible answer]', and so on.</p>	<p>Video Query As an artificial intelligence assistant capable of interpreting visual information, you have seen a video of physics-driven interactions among various objects. Analyze the motion trajectories of the targets in the video and predict the instances of collision and collision avoidance. You can give multiple possible results. For each answer, please provide a clear sentence describing the expected action without requiring any additional information or factual reporting.</p>
--	--

Figure 14: Query for RoboSet(Teleoperation) dataset.

Abstract Pattern Reasoning

Apply the following three criteria to assess the response ($\langle A \rangle$) of a multimodal model based on a provided pattern ($\langle P \rangle$):

Here's the format for the information you'll receive:

$\langle P \rangle$: Description of the pattern
 $\langle A \rangle$: Response from the model

1. LogicalConsistency: Determine whether $\langle A \rangle$ gives a precise description of the pattern in $\langle P \rangle$. Rate it from 0 (completely inconsistent or irrelevant) to 5 (completely match with $\langle P \rangle$).
2. Accuracy: Assess if $\langle A \rangle$ accurately predicts the content of the next image based on $\langle P \rangle$'s guidelines. Rate from 0 (utterly inaccurate or irrelevant) to 5 (complete match with $\langle P \rangle$).
3. Specificity: Evaluate the level of detail in $\langle A \rangle$. It should provide a clear and concise pattern and future image, avoiding ambiguity. Score from 0 (utterly irrelevant or inaccurate to $\langle P \rangle$) to 5 (highly detailed and consistent with $\langle P \rangle$).

Note: The model has been told that the images are in chronological order and the next image will follow the same pattern. Therefore, ignore any descriptions in $\langle A \rangle$ related to the above information when scoring the model's responses. For example, if the model's response is "The pattern is a series of images that are arranged in chronological order from left to right. The next image will still follow this pattern.". All scores should be 0 points. Because it only confirms prior information.

For each category, record your scores and reasons as follows:

1. LogicalConsistency: score: []. reason: [].
2. Accuracy: score: []. reason: [].
3. Specificity: score: []. reason: [].

Figure 15: Evaluator prompt for Abstract Pattern Reasoning.

ActivityNet Captions

Hello GPT,

As an experienced evaluator, we would like you to score the prediction of a multimodal model. This model aims to predict what the person in the images will do next, after considering the first few images.

Please find the descriptions of the images below:

context image captions

The model predicted the next action as: model answer

We would like you to evaluate this prediction based on the following criteria:

1. **Plausibility:** This dimension evaluates whether the model's predicted content is realistic, logical, and coherent with the preceding images' content. A prediction can be highly specific, but if it doesn't align coherently or logically with the prior images, its plausibility is low. For instance, if previous images described a man walking by the sea, and the model predicts the next image to suddenly place him on Mars, this would clearly be implausible.

Please rate it on a scale of 0 to 5, where 0 means 'the prediction is entirely implausible, showing no logical connection to the preceding images or introducing wildly unrealistic elements' And 5 means 'the prediction seamlessly aligns with the preceding images, showing a clear and realistic continuation or development from the previous context'.

2. **Specificity:** This dimension focuses on the level of detail in the model's predictions. Note that the plausibility of predicting content should not be considered in this criterion. This dimension should be scored independently of the first dimension. You do not need to consider whether these details are relevant to the context provided by the images. Predictions with high specificity aren't just vague or general but provide clear, detailed information. Using the previous example, a general prediction might be "the man continues to walk," while a more specific one might be "the man walks along the golden beach, shoes in hand, leaving footprints on the wet sand."

Please rate it on a scale of 0 to 5, where 0 means 'The prediction is entirely general, with no specific details or clarity on the scenario's continuation.' And 5 means 'The prediction provides a richly detailed and clear continuation, shedding light on specific elements, actions, or characteristics'.

3. **Diversity:** This evaluates whether the model can offer multiple, different, yet plausible answers for the same input. In real life, many scenarios can unfold in various ways. Thus, a good model should be able to capture this diversity and not produce the exact same answer every time.

Please rate it on a scale of 0 to 5, where 0 means 'The model always gives the same or very similar answers, showing no diversity in its predictions' And 5 means 'The model consistently offers multiple distinct and plausible continuations for similar inputs, capturing a wide range of possibilities'.

For each criterion, please also provide your rationale behind the score. Thanks!

The format of your answer is as follows:

1. Plausibility: score:[]. reason:[].
2. Specificity: score:[]. reason:[].
3. Diversity: score:[]. reason:[].

Figure 16: Evaluator prompt for ActivityNet Captions.

Charades

Hello GPT,

As an experienced evaluator, we would like you to score the prediction of a multimodal model. This model aims to predict what the person in the images will do next, after considering the first few images.

Please find the descriptions of the images below:

captions

The model predicted the next action as: answer

We would like you to evaluate this prediction based on the following criteria:

1. **Plausibility:** This dimension evaluates whether the model's predicted content is realistic, logical, and coherent with the preceding images' content. A prediction can be highly specific, but if it doesn't align coherently or logically with the prior images, its plausibility is low. For instance, if previous images described a man walking by the sea, and the model predicts the next image to suddenly place him on Mars, this would clearly be implausible.

Please rate it on a scale of 0 to 5, where 0 means 'the prediction is entirely implausible, showing no logical connection to the preceding images or introducing wildly unrealistic elements' And 5 means 'the prediction seamlessly aligns with the preceding images, showing a clear and realistic continuation or development from the previous context'.

2. **Specificity:** This dimension focuses on the level of detail in the model's predictions. Note that the plausibility of predicting content should not be considered in this criterion. This dimension should be scored independently of the first dimension. You do not need to consider whether these details are relevant to the context provided by the images. Predictions with high specificity aren't just vague or general but provide clear, detailed information. Using the previous example, a general prediction might be 'the man continues to walk, while a more specific one might be 'the man walks along the golden beach, shoes in hand, leaving footprints on the wet sand.'"

Please rate it on a scale of 0 to 5, where 0 means 'The prediction is entirely general, with no specific details or clarity on the scenario's continuation.' And 5 means 'The prediction provides a richly detailed and clear continuation, shedding light on specific elements, actions, or characteristics'.

3. **Diversity:** This evaluates whether the model can offer multiple, different, yet plausible answers for the same input. In real life, many scenarios can unfold in various ways. Thus, a good model should be able to capture this diversity and not produce the exact same answer every time.

Please rate it on a scale of 0 to 5, where 0 means 'The model always gives the same or very similar answers, showing no diversity in its predictions' And 5 means 'The model consistently offers multiple distinct and plausible continuations for similar inputs, capturing a wide range of possibilities'.

For each criterion, please also provide your rationale behind the score. Thanks!

The format of your answer is as follows:

1. Plausibility: score:[].reason:[].
2. Specificity: score:[].reason:[].
3. Diversity: score:[].reason:[].

Figure 17: Evaluator prompt for Charades.

CLEVRER

As an expert evaluator, your task is to analyze the prediction results of a multimodal model. This model predicts whether certain targets in the keyframes of a 5-second video will collide or avoid collision in the next two seconds. You will receive the model's prediction for each individual sample and the corresponding true label.

These are the evaluation dimensions:

1. Specificity Evaluate the level of detail regarding the collision information in `predictioni`. The prediction should provide a clear and unambiguous description, specifically concerning the details of the collision, such as when, where, or what objects are involved.

Score from 0 (no specific or irrelevant collision information provided) to 5 (comprehensive and specific collision information provided, including involved objects, time, and location).

2. Logical Consistency Evaluate whether the prediction is logically consistent and based on the object attributes (such as shape, coordinates, movement speed) presented in the fifth picture.

Score from 0 (inconsistent or irrelevant to the attributes in the fifth picture) to 5 (completely consistent and based on the attributes in the fifth picture).

3. Accuracy Note that the prediction results can be diverse, indicating that the model has made predictions about various possible scenarios for each individual sample. However, the true label for each sample is unique. Evaluate whether there is an answer in the prediction that is semantically consistent with the true label of each sample.

If there is an answer in the prediction that is semantically consistent with the true label, then the prediction for that sample scores a 1 (`scorei=1`). If there is no answer in the prediction that is semantically consistent with the true label, then the prediction for that sample scores a 0 (`scorei=0`). Your primary task is to provide these scores without delving too deep into the evaluation details.

Required Information for Evaluation:

Prediction: `{sentence_text}`

True Label: `{ground_truth_text}`

Attributes: `{object_descriptions}`

Your score for each dimension should be a single number, not a list. Please evaluate the prediction for each sample and return your scores in this format:

Specificity: score: [].

Logical Consistency: score: [].

Accuracy: score: [].

Your score for each dimension should be a single number, not a list

Figure 18: Evaluator prompt for CLEVRER.

RoboSet(Teleoperation)

As an expert evaluator, your task is to analyze the prediction results of a multimodal model. This model predicts the next movement of the robotic arm based on frames extracted from a video of the robotic arm's movements. You will receive the model's prediction for each individual sample and the corresponding true label.

These are the evaluation dimensions:

1. Logical Consistency

Evaluate whether the prediction is based on a complete understanding of the details of each previous robotic arm action. These details include: the specific category of objects the robotic arm is grabbing and the objects to which the robotic arm is moving. When scoring, you should focus on the specific behavior of the robotic arm and not on further associative reasoning.

Score from 0 (There is no understanding of the previous actions of the robotic arm or the predictions given are not related to the previous actions of the robotic arm.) to 5 (completely understand the details of each previous action of the robotic arm.).

2. Accuracy

Note that the prediction results can be diverse, indicating that the model has made predictions about various possible scenarios for each individual sample. However, the true label for each sample is unique. Evaluate whether there is an answer in the prediction that is semantically consistent with the true label of each sample.

If there is an answer in the prediction that is semantically consistent with the true label, then the prediction for that sample scores a 1 (score_i=1).

If there is no answer in the prediction that is semantically consistent with the true label, then the prediction for that sample scores a 0 (score_i=0).

Your primary task is to provide these scores without delving too deep into the evaluation details.

Required Information for Evaluation:

Prediction: {sentence_text}

True Label: {ground_truth_text}

Previous Actions: object_descriptions

Your score for each dimension should be a single number, not a list. Please evaluate the prediction for each sample and return your scores in this format:

1. Logical Consistency: score: []. reason: [].

2. Accuracy: score: []. reason: [].

Your score for each dimension should be a single number, not a list

Figure 19: Evaluator prompt for RoboSet(Teleoperation).