

Unsupervised Representation Learning to Aid Semi-Supervised Meta Learning

Atik Faysal, Mohammad Rostami, Huaxia Wang, Avimanyu Sahoo, and Ryan Antle

Abstract—Few-shot learning or meta-learning leverages the data scarcity problem in machine learning. Traditionally, training data requires a multitude of samples and labeling for supervised learning. To address this issue, we propose a one-shot unsupervised meta-learning to learn the latent representation of the training samples. We use augmented samples as the query set during the training phase of the unsupervised meta-learning. A temperature-scaled cross-entropy loss is used in the inner loop of meta-learning to prevent overfitting during unsupervised learning. The learned parameters from this step are applied to the targeted supervised meta-learning in a transfer-learning fashion for initialization and fast adaptation with improved accuracy. The proposed method is model agnostic and can aid any meta-learning model to improve accuracy. We use model agnostic meta-learning (MAML) and relation network (RN) on Omniglot and mini-Imagenet datasets to demonstrate the performance of the proposed method. Furthermore, a meta-learning model with the proposed initialization can achieve satisfactory accuracy with significantly fewer training samples.

Index Terms—meta-learning, image classification, representation learning, unsupervised learning, semi-supervised learning.

I. INTRODUCTION

META learning is a relatively new branch of machine learning that deals with learning to learn problems [1] with only a few samples. Traditional machine learning algorithms require massive datasets to reach their peak performance. Nevertheless, these algorithms suffer if the test domain slightly deviates from the training domain. Furthermore, if a new class is introduced, it requires training from scratch again. On the other hand, human learning is far more advanced as they can learn from only a few samples and distinguish a new class without seeing many samples. This is because humans use their previous memory when learning a new task. Meta-learning mimics the process of human learning and tries to bridge the gap between machine learning and human learning [2].

Almost all meta-learning algorithms [3], [4], [5], [6] deal with a task or episode generation during the training phase to learn to use this knowledge during the testing phase for being able to distinguish from a few samples. This phenomenon is defined as learning to learn, and both the training and testing phases have samples that are called support and query sets [7], respectively. The support set is used for learning the class

representation, and the query set is applied for inference. All meta-learning algorithms are built on this fundamental strategy. Support and query sets are generated in batches (also known as episodes in meta-learning lingo) by drawing samples from the training data. ‘One hot encoded’ pseudo labels are added to the classes in the episodes. Exact class labeling is not essential at this stage because, during the training time, meta-learning algorithms only try to learn to perform testing on some new classes never seen before. This motivates our study to use random training samples for support sets from the pool of the training data and generate query sets using the augmented training samples. This pseudo-labeling helps the classifier learn some feature representations from the dataset without going through the time-consuming manual labeling process.

Our proposed method uses specific image augmentation techniques to generate the training episodes. First, we lose all the labels and class information from our data pool. Then we randomly draw samples from the pool to generate our support sets and do image augmentation on the support sets to generate our query sets. Technically, it works for datasets like Omniglot [8] and mini-Imagenet [9] or larger datasets because they contain a multitude of samples and classes, and the probability of drawing from the same class, is much lower.

Our method contains two steps of training. First, the fully unsupervised training to learn the latent representations of the dataset. We use the labeled test sets to observe the performance during this time. Although not as good as supervised learning, the meta-learning algorithm achieves some accuracy during unsupervised representation learning. Later, these learned parameters are used to initialize the final supervised meta-learning and to boost the performance. Therefore, in the second step of meta-learning, we initialize with the learned parameters from the unsupervised learning model instead of random initialization. Thus, the whole process becomes a semi-supervised meta-learning [10].

For an effective augmentation technique, we followed the suggestion from the SimCLR [11] with a few additional augmentations to increase the effectiveness. Our proposed method is model-agnostic and can be applied to any meta-learning model. We used two prominent meta-learning architectures, model agnostic meta-learning (MAML) [12] and relation network (RN) [13], to test our hypothesis. We also modified a part of the MAML network architecture by adding temperature [14] to the SoftMax activation function in the inner loop of MAML to reduce overfitting during the unsupervised training. We did not modify the RN architecture but used our hyperparameters and architecture to obtain higher accuracy than reported in the original paper. Our proposed method can

Atik Faysal and Mohammad Rostami are PhD candidates in the Department of Electrical and Computer Engineering at Rowan University.

Huaxia Wang is a faculty member in the Department of Electrical and Computer Engineering at Rowan University.

Avimanyu Sahoo is a faculty member in the Department of Electrical and Computer Engineering at the University of Alabama, Huntsville.

Ryan Antle is the R&D head at Baker Hughes.

enhance the accuracy of any state-of-the-art meta-learning model, as proved in the experiments of this study.

Our contributions to this work are listed below:

- We proposed a more effective data augmentation technique to generate query sets by combining techniques from SimCLR and our additional steps.
- We used a temperature-scaled SoftMax in the inner steps of MAML to reduce overfitting during meta-training. Our implementation of RN surpasses the accuracy of the original RN.
- We replaced random initialization of meta-learning with unsupervised representation learning for inherent feature learning that does not require extensive data labeling. After transferring the parameters from unsupervised learning, we applied supervised meta-learning to achieve improved accuracy.
- We showed that our two-step meta-learning is model agnostic and improves the accuracy of any existing meta-learning model. We also experimented with partially labeled data and found that the classifier loses insignificant accuracy when trained with our method.

The codes for our implementation can be found at <https://github.com/atik666/representationTransfer>

II. RELATED WORK

Meta-learning [15] has many practical applications, such as self-driving cars, face recognition, and computer vision. Although the core motivation of meta-learning is to classify with a few samples, training the model still requires a lot of labeled samples. This popularized the use of data augmentation in meta-learning. Yao et al. [16] proposed two task augmentation methods, called MetaMix and channel shuffle. MetaMix linearly combines features and labels of samples from both the support and query sets. Channel shuffle randomly replaces a subset of their channels with the corresponding ones from a different class. Experimental analysis showed that their method effectively reduces overfitting in meta-learning. Rajendran et al. [17] introduced an information-theoretic framework of meta-augmentation for better generalization by adding randomness, which discourages the base learner and model from learning unimportant features. Nevertheless, all these methods are supervised learning and still need the labeling of a large number of samples.

Hsu et al. proposed one of the earliest unsupervised meta-learning algorithm called CACTUs [18] which assigns pseudo level to the remaining unlabelled datasets using a nearest neighbor approach. It is an iterative process where the pseudo-labels are incorporated into the clustering and adaptation steps leading to an improved accuracy. Nevertheless, the proposed method requires additional steps such as embedding learning algorithm and k -means clustering [19] for the purpose of pseudo label generation. These extra steps make the algorithm computationally expensive. Moreover, the authors did not extend the idea to semi-supervised learning. Therefore, the method cannot match the accuracy of a supervised learning.

Khodadadeh et al. [20] proposed UMTRA, an algorithm that performs unsupervised, model-agnostic meta-learning for

classification tasks. They used augmented query samples for the unsupervised classification of MAML. However, their proposed method is fully unsupervised and ultimately achieves much lower accuracy than supervised meta-learning. Chen et al. [11] proposed SimCLR that investigates the most effective data augmentation for semi-supervised learning. They used a normalized temperature-scaled cross-entropy loss to achieve better generalization during the unsupervised representation learning. The two aforementioned pieces of research heavily influenced our proposed work to develop a semi-supervised meta-learning that utilizes the power of unsupervised representation learning and meta-transfer learning.

There are several state-of-the-art meta-learning models popular in the research community. MAML [12] is one of the pioneers of deep meta-learning models. MAML tries to find the optimal parameters over the task embeddings for fast adaptation. The family of MAML contains several popular and almost similar classifiers, namely, Reptile [5], Meta-SGD [4], LEO [21]. Another popular model is called Prototypical network [22], which learns a metric space in which classification can be performed by computing distances to prototype representations of each class. This network obtains higher accuracy than many of its predecessors. RN [13] came out right after the Prototypical network, which surpassed the accuracy of the Prototypical network in most cases. Our study obtained promising outputs using a modified MAML for unsupervised learning and additionally uses RN to show its model-agnostic ability.

III. PROPOSED METHOD

A. Step 1: Unsupervised Learning

Data Preparation: To incorporate representation learning with meta-learning, we first take the entire or partial dataset without any label information. An effective way to learn the representation is to use both the labeled and unlabelled data. This ensures that the classifiers learn all the inherent representations in a semi-supervised way.

First, we draw the samples $x_{i,j}$ from the data pool of X_N where i, j are the number of shots and the number of ways, respectively, considered in the unsupervised learning and N is the total number of unlabelled samples. We only design n -way (n is the number of ways or classes), 1-shot support sets because each sample in the support set is drawn randomly, and we cannot randomly add more same-class support samples to that set. However, we can apply data augmentation for the query set to generate multiple query samples of the same class. But is generating more query samples more effective? We answer that question in the later part of this research.

The exact labeling in meta-training episodes is not crucial. Therefore, after generating the training episodes, we randomly assign labeled values $y_{i,j}$ to each class of the support sets, where j is the number of ways generated as $\{c_0, c_1, \dots, c_{j-1}\}$ and one-hot encoded later. We initialize the random initialization parameter for the unsupervised classifier, θ . We randomly draw the support sets for each task episode and generate the randomly generated support labels. To generate the query set, we pass each sample of the support set through a data

augmentation function $f(A)$ and similarly generate the pseudo labels. Ultimately, we use the regular supervised meta-learning learning test setup to examine the classifier’s performance.

Deep Dive into Support-Query Set Generation: We intuitively know that when we draw a few samples from a large pool of data, more than one sample belonging to the same class is low. Therefore, we must ensure that $n \ll c$ where n is the number of ways (or the drawn samples since we only apply 1-shot learning) and c is the total number of classes. Nevertheless, we need to mathematically compute the probability of getting unique samples in each class for the datasets used in this study.

We use two different datasets, Omniglot and mini-Imagenet. The prior one has less number of samples in each class than the total number of classes. Therefore, it is most likely that all drawn samples will originate from different classes. The latter has more samples (600) in each class than the total number of classes. Therefore, the probability of originating from different classes would be slightly lower. Nevertheless, we have an equal number of samples in both datasets, m for each class. Now, we can calculate the probability of the samples belonging to different classes as follows:

$$P = \frac{c! \cdot m^n (c \cdot m - n)}{(c - n)! \cdot (c \cdot m)!} \quad (1)$$

Using the aforementioned formula, the probabilities of 5-way 1-shot classification for the Omniglot (1200 classes) and mini-Imagenet (64 classes) are 99.21% and 85.23%, respectively.

Effective data augmentation is important in this research to generate the query sample. We follow the suggestion from the SimCLR [11] and combine it with other methods to make it more effective for the RGB image classification (mini-Imagenet). SimCLR paper elaborates on the effectiveness of data augmentation and choosing the proper augmentation function, which motivates us to follow their method. They suggested the most effective combination of Gaussian blur, random crop, and random color distortion. We added horizontal flip and random color invert (50% probability) with these three methods as we found that it reduces overfitting and improves accuracy. On the other hand, for the grayscale Omniglot dataset, we only use random affine transform because we found that both the support and query samples are very similar, and a hard augmentation hurts the performance.

Classifiers: Our proposed method is model agnostic and can be applied to any model. In this paper, we use two meta-learning models, MAML and RN, to demonstrate the performance on different architectures. We find that for MAML, the classifier trained on RGB samples (mini-Imagenet in our case) has a severe overfitting issue using the regular classifier. This is because the augmented query samples are similar to the original support samples. Therefore, the classifier learns very little during the training phase. We solve this problem by using a temperature-scaled SoftMax activation function only in the inner loop of MAML. The temperature term makes the classifier less confident of the support set samples, and thus the classifier can learn more information from the subtle differences. The mathematical expression for temperature-scaled SoftMax is as

follows:

$$\frac{\exp(z_i/T)}{\sum_{k=0}^{j-1} \exp(z_k/T)} \quad (2)$$

where the scaling is accomplished by dividing the logits of SoftMax by a value T , known as temperature. j is the number of ways, and z_i, z_k represent the i^{th}, k^{th} input to the SoftMax, respectively.

We found RN performing counter effectively when using a temperature-scaled SoftMax. We instead used our own set of hyperparameters that led to more improved accuracy than the RN in the original paper.

After training the unsupervised learning algorithm, we save the weights and biases to perform semi-supervised meta-learning. Therefore, in the classifier of step two, instead of randomly initialized parameters, θ , we used the transferred parameters, θ^* . Then, we perform the regular meta-learning for fine-tuning and improved accuracy.

B. Step 2: Semi-Supervised Meta Learning (SSML)

In this step, we apply SSML on the regular meta-learning settings but initialize the weights and biases from the first classifier. First, let us talk briefly about the two classifiers, MAML and RN.

MAML: MAML tries to find the optimal parameters θ derived from a few parametric models f_θ . In MAML, we generate the episodes from the data distribution such as $\tau_i = (D^{tr}, D^{val})$. We use the gradient update to update the initialize parameter θ to θ'_i across tasks sampled from $p(\tau)$ and is obtained as follows:

$$\theta'_i = \theta - \alpha \nabla_{\theta} \mathcal{L}_{\tau_i}(f_\theta) \quad (3)$$

where α is the learning rate of the meta-inner loop, and \mathcal{L} is the loss function. In the outer loop of meta-learning, the optimization is performed across tasks via stochastic gradient descent (SGD) to update the θ . It is obtained as follows:

$$\theta \leftarrow \theta - \beta \nabla_{\theta} \sum_{\tau_i \sim p(\tau)} \mathcal{L}_{\tau_i}(f_{\theta^i}) \quad (4)$$

where β is the learning rate of the meta-outer loop.

RN: The main two components of RN are a feature extractor and a relation module. The feature extractor concatenates the features from the support sets, and the query sets as $f_\varphi(x_i)$ and $f_\varphi(x_j)$ through a function $\mathbb{C}(f_\varphi(x_i), f_\varphi(x_j))$.

The combined features are passed through the relation module to obtain their relation score. It is passed through a Sigmoid activation function to obtain the score in a range between 0 to 1. The equation for that is provided below:

$$r_{i,j} = g_\phi(\mathbb{C}(f_\varphi(x_i), f_\varphi(x_j))) \quad (5)$$

To create the final output, the relation network’s output can also be subjected to extra processing by layers, such as a fully connected neural network. Because of this, the relation network is an adaptable architecture that may be used for various applications. A mean-square-error (MSE) loss function is used to update the network using gradient descent.

$$\varphi, \phi \leftarrow \arg \min \sum_{i=1}^m \sum_{j=1}^n (r_{i,j} - 1(y_i == y_j))^2 \quad (6)$$

Overall Summary: The overall method is summarized in this sector with a diagram for better understanding. Figure 1 depicts the steps of the proposed method. We generate the training episodes from the unlabeled samples. Here, the NT-Xent loss [14] (temperature-scaled SoftMax) is only applied on the MAML for the mini-Imagenet dataset. After training the initial model, we save the parameters and transfer them to the final model for improved performance. Moreover, the pseudo-code for our proposed method is provided in Algorithm 1.

Algorithm 1 Unsupervised representation learning for semi-supervised meta learning

require: unlabeled dataset, $U\{x_i\}$
require: α, β : learning rate hyperparameters
require: $f(A)$: augmentation function
Initialize random parameter, θ

while not done **do**
 generate episodes, $\{x_i\}$ and create pseudo labels, $\{y_i\}$
 for all $\{x_i, y_i\}$ **do**
 update inner loop of meta-learning with custom loss function or hyperparameters
 end for
 update outer loop of meta-learning with the regular loss function

end while
save weights and biases, θ^*
require: labeled dataset, $\{x_j, y_j\} \sqsubseteq \{x_i, y_i\}$ Initialize θ^*
do regular meta-learning steps

IV. EXPERIMENTS

A. Data Augmentation for Representation Learning

We validate our proposed method using two different benchmark datasets in computer vision, Omniglot and mini-Imagenet. Omniglot contains images of handwritten letters from 50 different languages. This dataset is suitable for few-shot learning because it has 1623 characters or classes but only 20 instances or samples per class. We used 1200 classes for training, 100 classes for validation, and the remaining for testing. In input image dimension to the classifier is $1 \times 28 \times 28$ pixels, as all are grayscale samples. On the other hand, the mini-Imagenet dataset contains $3 \times 84 \times 84$ pixels color images. It has a total of 100 classes, each with 600 samples. Here, we use 64 for training, 16 for validation, and 20 classes for testing.

Selecting the most effective data augmentation is an essential part of our research for unsupervised learning. We experimented with different augmentation methods on a trial-and-error basis and found the SimCLR augmentation with an additional augmentation gave the best output for the mini-Imagenet dataset. This section lists the results from different augmentation methods in this research. We focus on the mini-Imagenet dataset for the augmentation part because the Omniglot dataset does not require heavy data augmentation. We also try to

explain why our chosen augmentation works the best for our dataset. Table I lists the outputs from different augmentation methods using unsupervised learning. Note that all the outputs are obtained by re-implementing different methods using our own hyperparameters, which may provide different results than other literature.

From Table I, we observe the outputs from unsupervised learning for various augmentation functions. Let us discuss the accuracy of MAML first. First of all, we use the traditional meta-learning where the temperature parameter in the meta-inner loop for the SoftMax activation function is 1. A temperature of 1 means basically no temperature parameter. For MAML, we discovered that using the optimal temperature in the inner loop increased the accuracy of all the augmentation functions. It is because, when the temperature is 1, the training classifier overfits a lot due to the query set not being very challenging for the support set. When we apply the temperature, the classifier becomes less confident of the classes and can learn more features because of the introduced uncertainty. First, we apply the auto-augment function for query sample generation, which achieved slightly higher accuracy than the SimCLR augmentation function in all cases. Our augmentation function achieved 33.8% and 13.65% accuracy, which is the highest of all. We introduce temperature parameters as 100 and 10 for 5-way and 20-way, respectively. All the classifier exhibits improved accuracy for the optimal temperature, and our proposed method obtained the highest accuracy. The temperature is a hyperparameter that shows different performances for different values. In Figure 2 we illustrated the output accuracy from different temperatures to select the optimal ones. As observed, temperature 100 and 10 provides the highest accuracy for 5-way and 20-way, respectively.

For the RN, we do not modify anything in the classifier architecture; rather, our motivation is to show that the proposed method is model agnostic. Nevertheless, our combination of hyperparameters with a ResNet-18 [23] achieved higher accuracy than MAML for 5-way classification but obtained lower accuracy for 20-way classification. The auto-augment method obtained slightly higher accuracy than the SimCLR augmentation for both 5-way and 20-way classifications. However, SimCLR performs poorly for the 20-way classification and achieves only 7% accuracy. On the other hand, when we apply our proposed augmentation method, we obtain the highest accuracy for both 5-way and 20-way classifications. Nevertheless, using our proposed method, the RN module achieved higher accuracy than the MAML module for 5-way classification and lower accuracy for 20-way. Therefore, it is evident that the RN unsupervised meta-learning fails to achieve satisfactory accuracy for a higher number of classifications.

We also present the outputs from the Omniglot dataset in Table II to show the domain adaptability of our proposed method. In Omniglot, the support samples are quite similar to the query samples. As a result, our experiment found that doing any hard augmentation on the samples hurts the performance. Therefore, we perform a minimum augmentation to keep the features intact and yet introduce some information in the augmented samples. Moreover, since the samples are grayscale, we could not follow the color distortion function

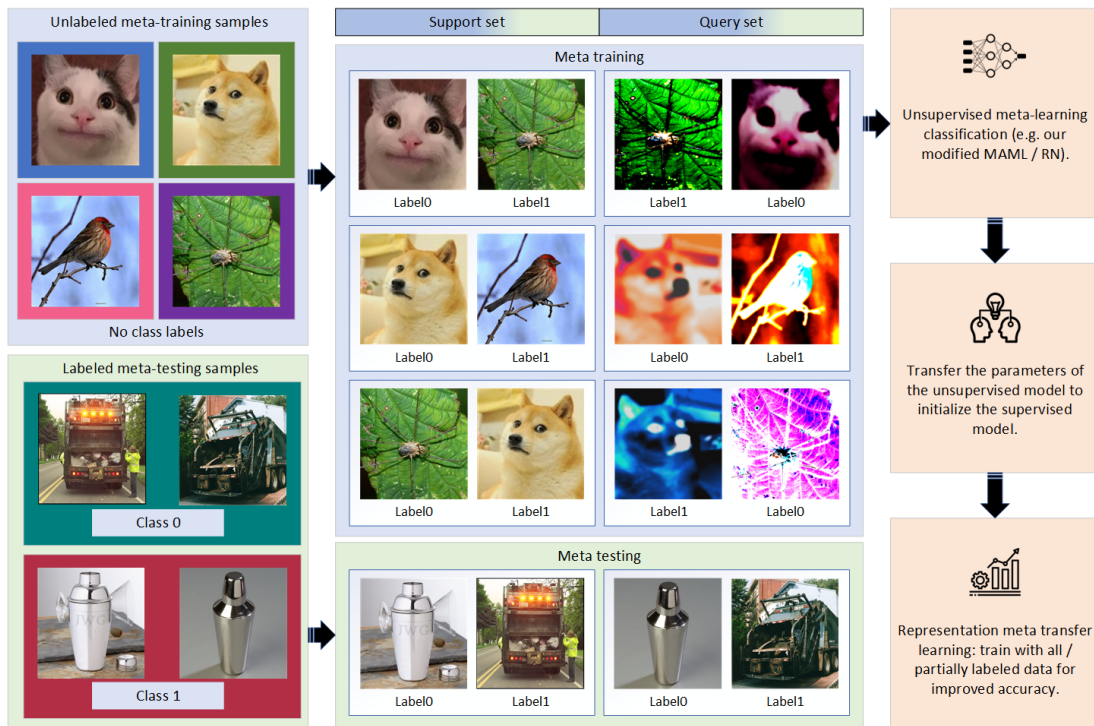


Fig. 1. Steps of the proposed method, top-left: unlabeled train samples, bottom-left: labeled test samples, middle: episodes for training and testing, middle-left two columns: support set, middle-right two columns: query set, right-top: performing unsupervised meta-learning with the episodes, right-middle: transferring parameters from unsupervised learning to supervised learning, right-bottom: supervised learning with improved accuracy.

TABLE I

THE TEST ACCURACY (%) OF UNSUPERVISED META-LEARNING FOR 5-WAY 1-SHOT (5W1S) AND 20-WAY 1-SHOT (20W1S) CLASSIFICATION USING MINI-IMAGENET DATASET. FOR MAML, DIFFERENT TEMPERATURES (DENOTED BY T) ARE APPLIED IN THE META-INNER LOOP.

Augmentation method	MAML		RN	
	5W1S	20W1S	5W1S	20W1S
Auto augment (UMTRA*)	30.1 ($T=1$) 35.2 ($T=100$)	9.25 ($T=1$) 11.65 ($T=10$)	35	9
Resized crop + Gaussian blur + color distortions (SimCLR)	28.4 ($T=1$) 34.4 ($T=100$)	7.6 ($T=1$) 11.1 ($T=10$)	32	7
Horizontal flip($p=0.5$) + color invert ($p=0.5$) + resized crop + Gaussian blur + color distortions (Ours)	33.8 ($T=1$) 38.2 ($T=100$)	13.65 ($T=1$) 13.95 ($T=10$)	39	11.5

*re-implementation.

TABLE II

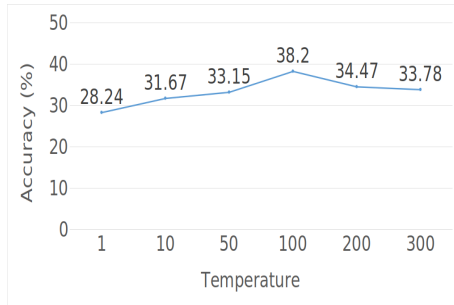
THE TEST ACCURACY (%) OF UNSUPERVISED META-LEARNING FOR 5W1S AND 20W1S CLASSIFICATION USING OMNIGLOT DATASET.

Augmentation method	MAML		RN	
	5W1S	20W1S	5W1S	20W1S
Random transformation + zero pixels (UMTRA*)	48.80	24.94	61.25	35.78
Resized crop + Gaussian blur (SimCLR)	48.93	27.47	66.25	43.13
Random affine transform (30°) (Ours)	52.83	27.95	69.12	44.37

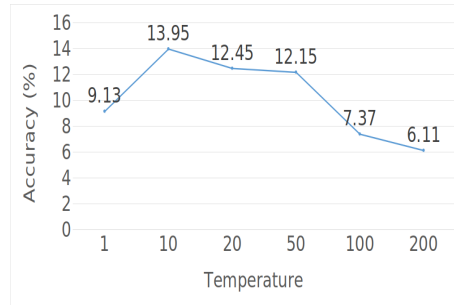
*re-implementation.

from SimCLR. So, we only applied affine transformation within 30° to obtain the best transformation. This transformation distorts the samples slightly but keeps the meaning intact. In the

case of SimCLR, we only apply resized crop and Gaussian blur as the color distortions do not apply to this dataset. Proof of the effectiveness of our method can be found in the experimental



(a) 5W1S accuracy for different temperatures.



(b) 20W1S accuracy for different temperatures.

Fig. 2. Effect of different temperatures on test accuracy.

outputs. In this case, the SimCLR augmentation achieved higher accuracy for both MAML and RN in all 5-way 1-shot and 5-way 20-shot classifications. Our proposed method achieves the highest accuracy in all comparisons.

Our proposed method can be technically extended to an n -way 1-shot multi-query classification. Because we can generate different augmented samples in each run for multiple query generation. However, we found an accuracy drop in our proposed model when applied to multiple queries. We suspect it happens because the classifier gets overfit from multiple queries as they are not very visibly distinguishable. Table III represents outputs from MAML for multiple queries. The accuracy drop was significant in all 5-way 5-query and 20-way 5-query shot classifications. Therefore, we do not suggest using our method to n -query shot. One should rather apply 1-shot unsupervised learning and then transfer the learned parameters to supervised learning. We only applied a 5-way 5-query shot to RN and opted out 20-way 5-query shot because it requires substantial computational resources for a backbone of ResNet-18. We used a 12GB Nvidia 3080Ti GPU to train our MAML module. For the RN module, we used parallel computing on two 12GB Nvidia 3090Ti GPUs and Google Cloud Platform GPUs. In the Omniglot dataset, the accuracy drop for 5-way 5-shot and 20-way 5-shot were 3.68% and 0.73% for MAML and 3.87% and 5.71% for RN. For mini-Imagenet, the drops are 3.04% and 1.52% for MAML and 11% for RN (N.B. no experiments conducted for 20W1S5Q RN).

B. Semi-Supervised Meta-Learning (SSML)

The second stage is just like regular meta-learning but initialized with the parameters from our previous method. In this section, we report our accuracy for the whole process and compare it with the traditional method. We conduct the experiments on n -way 1-shot 1-query and 5-shot 5-query for different classifiers. Additionally, we show how well the classifier can perform with partially labeled data instead of the whole labeled dataset.

Table IV presents the accuracy for the original method and our proposed method for the Omniglot and mini-Imagenet datasets. We also present the outputs from the Baseline model to emphasize the effectiveness of MAML and RN. For Omniglot, our method achieves improved accuracy than the original method and proves its model-agnostic ability. In MAML, we

observe significantly higher accuracy for 1-shot learning and slightly improved accuracy for 5-shot learning in both 5-way and 20-way setups. Our SSML MAML improves the accuracy of MAML further. In RN, the performance improvement is not as significant as in MAML, as the original RN already achieved very high accuracy. Nevertheless, we achieve 100% accuracy on 5W1S1Q, which improves from 99.38%. However, in both 5W5S5Q, both RN and SSML RN achieved 100% accuracy. We observe a tiny improvement for 20-way SSML MAML. In SSML RN, we observe a 4% improvement in accuracy in both 5W1S1Q and 5W5S5Q. All the outputs from MAML and RN are re-implemented in our code.

C. Transferability of SSML

In this section, we test the transferability of the proposed method on different datasets. We use CIFAR-FS [24] and tieredImageNet [25] datasets for this experiment where we transfer the learned representations from miniImageNet dataset. The CIFAR-FS dataset has 100 classes and 600 images per class. Train, test validation sets are split into 64, 16 and 20, respectively. The tieredImageNet consists of 608 classes and 779,165 total images. We use 351 classes for training, 97 for validation and 160 for testing.

We initialize SSML MAML with miniImageNet representation and fine-tune on both datasets. The outputs are listed in Table V. In all cases, SSML MAML improves accuracy over MAML. The most significant improvement is for CIFAR-FS 5W1S1Q, which is 3.6%. This proves that the proposed method can also transfer the learned representations to different domains for improved accuracy.

V. WHY OUR METHOD IS EFFECTIVE

In Figure 3, we explained why our proposed method works effectively by visualizing the pixel intensities from the histograms of augmented images. The histogram analysis shows how much uncertainty is introduced in different augmented samples compared to the original samples. In both auto augment and SimCLR augmentation, we find the histograms of augmented samples are very similar to each other. That means all the augmented samples fail to introduce enough new uncertainties in each augmentation. It is essential because a sample can appear often in meta-learning in different episodes. So, we must supply query samples with distinguishable features

TABLE III
THE TEST ACCURACY (%) AND DROP OF THE PROPOSED UNSUPERVISED META-LEARNING FOR N-WAY, 1-SHOT MULTI-QUERY.

Dataset	MAML		RN	
	5W1S5Q	20W1S5Q	5W1S5Q	20W1S5Q
Omniglot	49.15 (drop 3.68)	27.22 (drop 0.73)	65.25 (drop 3.87)	38.66 (drop 5.71)
mini-Imagenet	32.96 (drop 3.04)	12.43 (drop 1.52)	28 (drop 11)	N/A

TABLE IV
THE TEST ACCURACY (%) OF THE SUPERVISED META-LEARNING FOR THE OMNIGLOT DATASET.

Method	Omniglot				mini-Imagenet			
	5-way accuracy		20-way accuracy		5-way accuracy		20-way accuracy	
	1S1Q	5S5Q	1S1Q	5S5Q	1S1Q	5S5Q	1S1Q	5S5Q
Baseline	86	97.6	72.9	92.3	38.4	51.2	N/A	N/A
MAML*	93.8	98.3	82.5	92.3	46.8	61.6	18.75	30.4
RN*	99.38	100	97.19	99.59	53	64	24.25	N/A
SSML MAML (Ours)	96.44	98.34	83.35	92.72	47.6	61.8	18.88	30.71
SSML RN (Ours)	100	100	97.34	99.69	57	67	25	N/A

*re-implementation.

TABLE V
TRANSFERABILITY OF SSML MAML FOR DIFFERENT DATASETS.

Data	Method	5W1S1Q	5W5S5Q	20W1S1Q	20W5S5Q
CIFAR-FS	MAML	49.6	71.2	25.76	42.16
	SSML MAML	53.2	71.73	26.34	42.8
tieredImageNet	MAML	48	61.47	19.56	32.35
	SSML MAML	48.2	62.04	20.1	33.23

in each run. On the other hand, for the proposed augmentation method, we find the histograms have whole new pixel intensities for each run. Therefore, the features have new information in each query sample. It can also be explained by the uncertainty we introduce in our augmentation function by doing a horizontal flip and color invert with a 50% probability for each one. Therefore, our proposed method achieves the highest accuracy for unsupervised meta-learning learning.

VI. ABLATION STUDY

Additionally, we highlight that our method can obtain high accuracy or less accuracy loss for partially labeled datasets (Table VI). We test our hypothesis on mini-Imagenet only because it contains 600 samples per class, whereas Omniglot only has 20 samples per class. We randomly select 50% (300) and 25% (150) training samples from the mini-Imagenet data and train our classifier to compare the proposed and original methods. This time we report the percentage accuracy drop from the main output (trained on 100% samples) to have a fair comparison between the original method and SSML. It is obtained as $((all\ labeled\ accuracy -$

$partially\ labeled\ accuracy)/all\ labeled\ accuracy) \times 100\%$. In most outputs, our proposed method has less drop except for SSML RN with 50% and 25% labeled data for 5W5S5Q and 5W1S1Q, respectively. In MAML and SSML MAML, for 5W1S1Q, we have negative accuracy drop percentages. This is because the accuracy, in fact, increases when we train MAML with 50% data in this setup. We hypothesize this improvement is due to the episode generation with fewer samples in each class. Some research points out that having a large number of meta-training data can counter-intuitively hurt performance. Because of multiple possibilities for generating each episode, the probability of all the samples appearing in the episodes will be lower. For example, Triantafillou et al. [26] found that having a large meta-dataset hurts the accuracy of the mini-Imagenet dataset. Setlur et al. [6] showed that having a fixed support set and having less diversity can improve accuracy. This new research direction deals with the optimal number of samples in meta-training and a more effective way of generating the episodes. We aim to focus on this area in our future research.




Fig. 3. Histogram of pixel intensities for different augmentation methods.

TABLE VI
ACCURACY DROP (%) OF SUPERVISED META-LEARNING FOR THE PARTIALLY LABELED MINI-IMAGENET TRAINING SET.

Method	5-way accuracy				20-way accuracy			
	1S1Q	% Drop	5S5Q	% Drop	1S1Q	% Drop	5S5Q	% Drop
MAML (50% labeled data)*	48.2	-2.99	61.45	1.87	18.75	5.07	28.42	6.51
SSML MAML (50% labeled data)	49.4	-3.78	61.04	1.23	17.94	4.98	28.83	6.12
MAML (25% labeled data)*	46	1.71	57.4	6.82	16.25	13.33	26.54	12.70
SSML MAML (25% labeled data)	47.2	0.84	58.25	5.74	17.5	7.31	27.05	11.92
RN (50% labeled data)*	39	26.42	58.2	9.06	19.75	18.56	N/A	N/A
SSML RN (50% labeled data)	43	24.56	59.2	11.64	22.25	11	N/A	N/A
RN (25% labeled data)*	38	28.3	51.8	19.06	18.75	22.68	N/A	N/A
SSML RN (25% labeled data)	40	29.82	54.4	18.81	20.25	19	N/A	N/A

*re-implementation.

VII. CONCLUSION

In this research, we propose a meta-learning strategy that learns the latent representation from the dataset using unsupervised meta-learning and then performs SSML using the learned parameters. Unsupervised learning gives a performance boost to supervised learning. Therefore, our method is fast adaptive and obtains improved accuracy. Our unsupervised method depends on effective data augmentation for query sample generation. Additionally, we visually represent why our proposed combination of augmentations is more effective

than other augmentations. The temperature-scaled SoftMax also plays a vital role in unsupervised classification accuracy. We tested our proposed model with two different datasets and models. Our method achieves better test accuracy in all cases than the original methods. We also show that our method can retain good accuracy and lower loss when trained on partially labeled training samples.

REFERENCES

- [1] M. Wortsman, K. Ehsani, M. Rastegari, A. Farhadi, and R. Mottaghi, "Learning to learn how to learn: Self-adaptive visual navigation using

- meta-learning,” in *Proceedings of the IEEE/CVF conference on computer vision and pattern recognition*, 2019, pp. 6750–6759.
- [2] F. P. Such, V. Madhavan, E. Conti, J. Lehman, K. O. Stanley, and J. Clune, “Deep neuroevolution: Genetic algorithms are a competitive alternative for training deep neural networks for reinforcement learning,” *arXiv preprint arXiv:1712.06567*, 2017.
 - [3] O. Vinyals, C. Blundell, T. Lillicrap, D. Wierstra *et al.*, “Matching networks for one shot learning,” *Advances in neural information processing systems*, vol. 29, 2016.
 - [4] Z. Li, F. Zhou, F. Chen, and H. Li, “Meta-sgd: Learning to learn quickly for few-shot learning,” *arXiv preprint arXiv:1707.09835*, 2017.
 - [5] A. Nichol and J. Schulman, “Reptile: a scalable metalearning algorithm,” *arXiv preprint arXiv:1803.02999*, vol. 2, no. 3, p. 4, 2018.
 - [6] A. Setlur, O. Li, and V. Smith, “Is support set diversity necessary for meta-learning?” *arXiv preprint arXiv:2011.14048*, 2020.
 - [7] E. Bennequin, V. Bouvier, M. Tami, A. Toubhans, and C. Hudelot, “Bridging few-shot learning and adaptation: new challenges of support-query shift,” in *Machine Learning and Knowledge Discovery in Databases. Research Track: European Conference, ECML PKDD 2021, Bilbao, Spain, September 13–17, 2021, Proceedings, Part I 21*. Springer, 2021, pp. 554–569.
 - [8] B. M. Lake, R. Salakhutdinov, and J. B. Tenenbaum, “Human-level concept learning through probabilistic program induction,” *Science*, vol. 350, no. 6266, pp. 1332–1338, 2015.
 - [9] O. Russakovsky, J. Deng, H. Su, J. Krause, S. Satheesh, S. Ma, Z. Huang, A. Karpathy, A. Khosla, M. Bernstein, A. C. Berg, and L. Fei-Fei, “ImageNet Large Scale Visual Recognition Challenge,” *International Journal of Computer Vision (IJCV)*, vol. 115, no. 3, pp. 211–252, 2015.
 - [10] Q. Sun, Y. Liu, T.-S. Chua, and B. Schiele, “Meta-transfer learning for few-shot learning,” in *Proceedings of the IEEE/CVF Conference on Computer Vision and Pattern Recognition*, 2019, pp. 403–412.
 - [11] T. Chen, S. Kornblith, M. Norouzi, and G. Hinton, “A simple framework for contrastive learning of visual representations,” in *International conference on machine learning*. PMLR, 2020, pp. 1597–1607.
 - [12] C. Finn, P. Abbeel, and S. Levine, “Model-agnostic meta-learning for fast adaptation of deep networks,” in *International conference on machine learning*. PMLR, 2017, pp. 1126–1135.
 - [13] F. Sung, Y. Yang, L. Zhang, T. Xiang, P. H. Torr, and T. M. Hospedales, “Learning to compare: Relation network for few-shot learning,” in *Proceedings of the IEEE conference on computer vision and pattern recognition*, 2018, pp. 1199–1208.
 - [14] K. Sohn, “Improved deep metric learning with multi-class n-pair loss objective,” *Advances in neural information processing systems*, vol. 29, 2016.
 - [15] T. Hospedales, A. Antoniou, P. Micaelli, and A. Storkey, “Meta-learning in neural networks: A survey,” *IEEE transactions on pattern analysis and machine intelligence*, vol. 44, no. 9, pp. 5149–5169, 2021.
 - [16] H. Yao, L.-K. Huang, L. Zhang, Y. Wei, L. Tian, J. Zou, J. Huang *et al.*, “Improving generalization in meta-learning via task augmentation,” in *International conference on machine learning*. PMLR, 2021, pp. 11 887–11 897.
 - [17] J. Rajendran, A. Irpan, and E. Jang, “Meta-learning requires meta-augmentation,” *Advances in Neural Information Processing Systems*, vol. 33, pp. 5705–5715, 2020.
 - [18] K. Hsu, S. Levine, and C. Finn, “Unsupervised learning via meta-learning,” *arXiv preprint arXiv:1810.02334*, 2018.
 - [19] J. A. Hartigan and M. A. Wong, “Algorithm as 136: A k-means clustering algorithm,” *Journal of the royal statistical society. series c (applied statistics)*, vol. 28, no. 1, pp. 100–108, 1979.
 - [20] S. Khodadadeh, L. Boloni, and M. Shah, “Unsupervised meta-learning for few-shot image classification,” *Advances in neural information processing systems*, vol. 32, 2019.
 - [21] A. A. Rusu, D. Rao, J. Sygnowski, O. Vinyals, R. Pascanu, S. Osindero, and R. Hadsell, “Meta-learning with latent embedding optimization,” *arXiv preprint arXiv:1807.05960*, 2018.
 - [22] J. Snell, K. Swersky, and R. Zemel, “Prototypical networks for few-shot learning,” *Advances in neural information processing systems*, vol. 30, 2017.
 - [23] K. He, X. Zhang, S. Ren, and J. Sun, “Deep residual learning for image recognition,” in *Proceedings of the IEEE conference on computer vision and pattern recognition*, 2016, pp. 770–778.
 - [24] L. Bertinetto, J. F. Henriques, P. H. S. Torr, and A. Vedaldi, “Meta-learning with differentiable closed-form solvers,” *CoRR*, vol. abs/1805.08136, 2018. [Online]. Available: <http://arxiv.org/abs/1805.08136>
 - [25] M. Ren, E. Triantafyllou, S. Ravi, J. Snell, K. Swersky, J. B. Tenenbaum, H. Larochelle, and R. S. Zemel, “Meta-learning for semi-supervised few-shot classification,” *CoRR*, vol. abs/1803.00676, 2018. [Online]. Available: <http://arxiv.org/abs/1803.00676>
 - [26] E. Triantafyllou, T. Zhu, V. Dumoulin, P. Lamblin, U. Evci, K. Xu, R. Goroshin, C. Gelada, K. Swersky, P.-A. Manzagol *et al.*, “Meta-dataset: A dataset of datasets for learning to learn from few examples,” *arXiv preprint arXiv:1903.03096*, 2019.