

CREATIVE ROBOT TOOL USE WITH LARGE LANGUAGE MODELS

Mengdi Xu^{1*◇}, Peide Huang^{1*}, Wenhao Yu^{2*}, Shiqi Liu¹, Xilun Zhang¹, Yaru Niu¹, Tingnan Zhang², Fei Xia², Jie Tan², Ding Zhao¹

¹Carnegie Mellon University, ²Google DeepMind
 {mengdixu, peideh, shiqiliu, xilunz, yarun, dingzhao}@andrew.cmu.edu
 {magicmelon, tingnan, xiafei, jietan}@google.com

ABSTRACT

Tool use is a hallmark of advanced intelligence, exemplified in both animal behavior and robotic capabilities. This paper investigates the feasibility of imbuing robots with the ability to creatively use tools in tasks that involve implicit physical constraints and long-term planning. Leveraging Large Language Models (LLMs), we develop RoboTool, a system that accepts natural language instructions and outputs executable code for controlling robots in both simulated and real-world environments. RoboTool incorporates four pivotal components: (i) an “Analyzer” that interprets natural language to discern key task-related concepts, (ii) a “Planner” that generates comprehensive strategies based on the language input and key concepts, (iii) a “Calculator” that computes parameters for each skill, and (iv) a “Coder” that translates these plans into executable Python code. Our results show that RoboTool can not only comprehend explicit or implicit physical constraints and environmental factors but also demonstrate creative tool use. Unlike traditional Task and Motion Planning (TAMP) methods that rely on explicit optimization, our LLM-based system offers a more flexible, efficient, and user-friendly solution for complex robotics tasks. Through extensive experiments, we validate that RoboTool is proficient in handling tasks that would otherwise be infeasible without the creative use of tools, thereby expanding the capabilities of robotic systems. Demos are available on our project page: <https://creative-robotool.github.io/>.

1 INTRODUCTION

Tool use is an important hallmark of advanced intelligence. Some animals can use tools to achieve goals that are infeasible without tools. For example, Koehler’s apes stacked crates together to reach a high-hanging banana bunch (Kohler, 2018), and the crab-eating macaques used stone tools to open nuts and bivalves (Gumert et al., 2009). Beyond using tools for their intended purpose and following established procedures, using tools in creative and unconventional ways provides more flexible solutions, albeit presents far more challenges in cognitive ability. In robotics, creative tool use (Fitzgerald et al., 2021) is also a crucial yet very demanding capability because it necessitates the all-around ability to predict the outcome of an action, reason what tools to use, and plan how to use them. In this work, we want to explore the question, *can we enable such creative tool-use capability in robots?* We identify that creative robot tool use solves a complex long-horizon planning task with constraints related to environment and robot capacity. For example, “grasping a milk carton” while the milk carton’s location is out of the robotic arm’s workspace or “walking to the other sofa” while there exists a gap in the way that exceeds the quadrupedal robot’s walking capability.

Task and motion planning (TAMP) is a common framework for solving such long-horizon planning tasks. It combines low-level continuous motion planning and high-level discrete task planning to

* Equal Contribution. ◇ Work partially done at Google DeepMind.

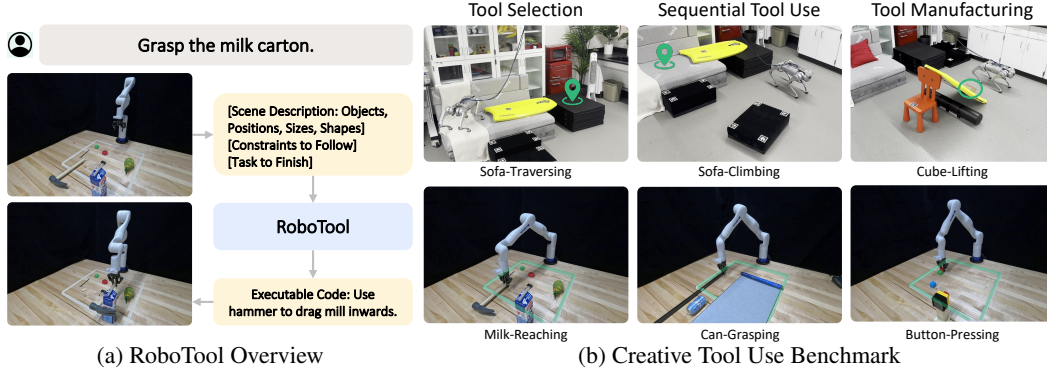


Figure 1: (a) Creative robot tool use with Large Language Models (RoboTool). RoboTool takes natural language descriptions as input, including the scene descriptions, environment- and embodiment-related constraints, and tasks. (b) We design a creative tool-use benchmark based on a quadrupedal robot and a robotic arm, including 6 challenging tasks that symbols three types of creative tool-use behaviors.

solve complex planning tasks that are difficult to address by any of these domains alone. Existing literature can handle tool use in a static environment with optimization-based approaches such as logic-geometric programming (Toussaint et al., 2018). However, this optimization approach generally requires a long computation time for tasks with many objects and task planning steps due to the increasing search space (Garrett et al., 2021). In addition, classical TAMP methods are limited to the family of tasks that can be expressed in formal logic and symbolic representation, making them not user-friendly for non-experts (Chen et al., 2023; Lin et al., 2023).

Recently, large language models (LLMs) have been shown to encode vast knowledge beneficial to robotics tasks in reasoning, planning, and acting (Brohan et al., 2023; Huang et al., 2023b; Yu et al., 2023). TAMP methods with LLMs are able to bypass the computation burden of the explicit optimization process in classical TAMP. Prior works show that LLMs can adeptly dissect tasks given either clear or ambiguous language descriptions and instructions. Robots powered by LLMs also demonstrate notable compositional generalization in TAMP (Huang et al., 2022a; Ahn et al., 2022). However, it is still unclear how to use LLMs to solve more complex tasks that require reasoning with implicit constraints imposed by the robot’s embodiment and its surrounding physical world.

In this work, we are interested in solving language-instructed long-horizon robotics tasks with implicitly activated physical constraints (Fig. 1). By providing LLMs with adequate numerical semantic information in natural language, we observe that LLMs can identify the activated constraints induced by the spatial layout of objects in the scene and the robot’s embodiment limits, suggesting that LLMs may maintain knowledge and reasoning capability about the 3D physical world. For example, in the Sofa-Traversing example, the LLM can identify that the key concept affecting the plan’s feasibility is the gap width between two sofas, although there is no prior information about the existence of the “gap” concept in the provided language instruction. Furthermore, our comprehensive tests reveal that LLMs are not only adept at employing tools to transform otherwise unfeasible tasks into feasible ones but also display creativity in using tools beyond their conventional functions, based on their material, shape, and geometric features. Again, in the Sofa-Traversing example, the LLM could use the surfboard next to the quadrupedal robot as a bridge to walk across the gap.

To solve the aforementioned problem, we introduce RoboTool, a creative robot tool user built on LLMs, which uses tools beyond their standard affordances. RoboTool accepts natural language instructions comprising textual and numerical information about the environment, robot embodiments, and constraints to follow. RoboTool produces code that invokes robot’s parameterized low-level skills to control both simulated and physical robots. RoboTool consists of four central components, with each handling one functionality, as depicted in Fig. 2: (i) *Analyzer*, which processes the natural language input to identify key concepts that could impact the task’s feasibility, (ii) *Planner*, which receives both the original language input and the identified key concepts to formulate a comprehensive strategy for completing the task, (iii) *Calculator*, which is responsible for determining the parameters, such as the target positions required for each parameterized skill, and (iv) *Coder*, which converts the comprehensive plan and parameters into executable code. All of these components are constructed using GPT-4.

Our key contributions are in three folds:

- We introduce RoboTool, a creative robot tool user based on pretrained LLMs, that can solve long-horizon hybrid discrete-continuous planning problems with environment- and embodiment-related constraints in a zero-shot manner.
- We provide an evaluation benchmark (Fig. 1b) to test various aspects of creative tool-use capability, including tool selection, sequential tool use, and tool manufacturing, across two widely used embodiments: the robotic arm and the quadrupedal robot.
- Simulation and real-world experiments demonstrate that RoboTool solves tasks unachievable without creative tool use and outperforms baselines by a large margin in terms of success rates.

2 RELATED WORKS

Language Models for Task and Motion Planning (TAMP). TAMP (Garrett et al., 2021) has been integrated with LLMs for building intelligent robots. Most of the literature built upon hierarchical planning (Garrett et al., 2020; 2021; Kaelbling & Lozano-Pérez, 2011), where LLMs only provide a high-level plan that invokes human-engineered control primitives or motion planners (Ahn et al., 2022; Huang et al., 2022a;b; Ren et al., 2023a; Chen et al., 2023; Ding et al., 2023; Silver et al., 2023; Liu et al., 2023; Xie et al., 2023). In this work, we follow the hierarchical planning setting and aim to develop an LLM-based planner to solve tasks with constraints that require creative tool-use behaviors. One challenge of using LLMs as a planner is to ground it with real-world interactions. SayCan (Ahn et al., 2022), Grounded Decoding (Huang et al., 2023c) and Text2Motion (Lin et al., 2023) grounded an LLM planner with a real-world affordance function (either skill-, object- or environment-related) to propose feasible and appropriate plans. Developing these affordance functions requires extra training from massive offline data or domain-specific knowledge. In contrast, we rely entirely on LLM’s capability of deriving the affordance from the language input and do not require separate pretrained affordance functions.

Existing works integrating LLM and TAMP output the plan either in the format of natural language, PDDL language, or code scripts. With the focus on robotics applications, one natural interface to call the low-level skills is code generated by LLMs. Code-as-Policies (Liang et al., 2023) and ProgPrompt (Singh et al., 2023) showed that LLMs exhibit spatial-geometric reasoning and assign precise values to ambiguous descriptions as well as writing snippets of logical Python code. In the multi-modal robotics, Instruct2Act (Huang et al., 2023a) and VoxPoser Huang et al. (2023b) also generate code to incorporate perception, planning, and action. Following these works, we propose to use a standalone LLM module to generate codes.

Robot Tool Use. Tool use enables robots to solve problems that they were unable to without tools. There is a long history of interest in robotics literature that focuses on manipulating tools to finish designated tasks, such as furniture polishing (Nagata et al., 2001), nut fastening (Pfeiffer et al., 2017), playing table tennis (Muelling et al., 2010), using chopsticks Ke et al. (2021) etc. Despite these successful attempts, they focus on generating actions for specific tools and do not study the causal effect of tools and their interaction with other objects. Therefore, they cannot deal with novel objects or tasks and generally lack improvisational capability. To interact with tools in a more intelligent way, Sinapov & Stoytchev (2008) and Levihn & Stilman (2014) conducted early attempts to study the effects of different tools and mechanisms. Wicaksono & Sammut (2016) developed a system to learn a simple tool from a demonstration of another agent employing a similar tool by generating and testing hypotheses, represented by Horn clauses, about what tool features are important. Xie et al. (2019) and Fang et al. (2020) trained deep neural networks from diverse self-supervised data of tool use to either predict the effects of tools or generate the action directly.

Related to our method, Toussaint et al. (2018) formulated a Logic-Geometric Program to solve physical puzzles with sequential tool use, such as using a hook to get another longer hook to reach for a target ball. Ren et al. (2023b) utilized LLMs to transform task and tool features in text form as latent representations and concatenate them with vision input to achieve faster adaptation and generalization via meta-learning. More recently, RT2 (Brohan et al., 2023) performed multi-stage semantic reasoning to, for example, decide the rock could be used as an improvised hammer. Unlike most of the existing robotics literature, our method leverages LLM’s massive prior knowledge about object affordance and impressive planning capability to propose creative solutions to different kinds of physical puzzles. These solutions require highly complex reasoning and planning capability.

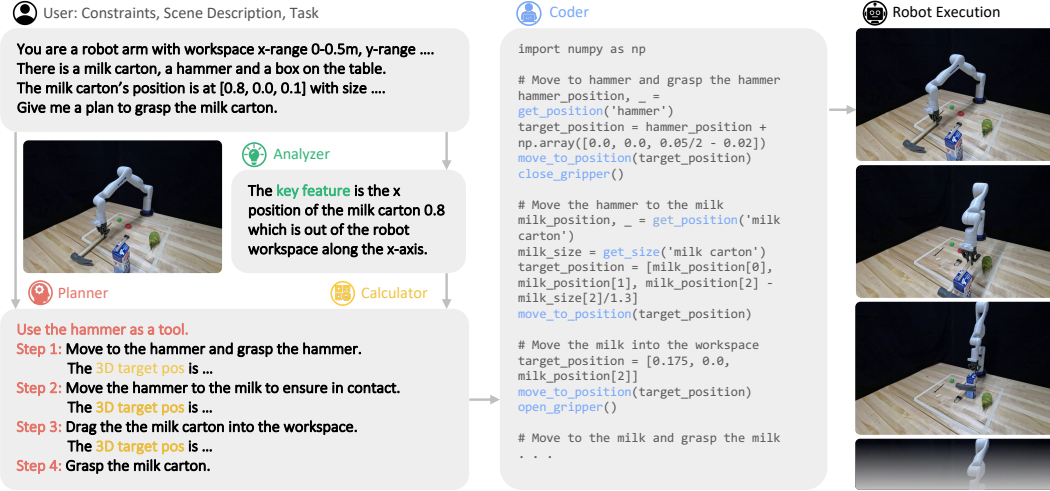


Figure 2: Overview of our proposed RoboTool, which is a creative robot tool user consisting of four key components including *Analyzer*, *Planner*, *Calculator* and *Coder*.

3 METHODOLOGY

We are interested in enabling robots to solve complex long-horizon tasks with multiple environment- and embodiment-related constraints, that require robot’s *creative tool-use* capability to solve the tasks. In this section, we first posit our problem as a hybrid discrete-continuous planning problem in Sec. 3.1. We then introduce our proposed method, RoboTool, in Sec. 3.2, which is a creative robot tool user built on LLMs and can solve complex task planning problems in a zero-shot manner.

3.1 PROBLEM FORMULATION

With a focus on robotic applications, we aim to solve a hybrid discrete-continuous planning problem with multiple constraints based on a natural language description. The provided description contains words and numerical values to depict the environments, tasks, and constraints. Assuming the robot is equipped with a repertoire of parameterized skills, we seek a hierarchical solution to generate a plan composed of a sequence of provided skills and a sequence of parameters for the corresponding skills. As code serves as a general interface to send commands to robots, our method will output executable robot policy code that sequentially calls skills with the parameters according to the plan, to complete the task. Solving such problems typically involves interacting with different objects in the scene to satisfy the environment and embodiment constraints. This symbolizes *the tool-use behavior*, which is a cornerstone of intelligence.

Language Description as Input. We define the environment layout space as \mathcal{Q} and the initial environment configuration as $q_0 \in \mathcal{Q}$. The API F_q helps parse q_0 into an environment language description $L_Q = F_q(q_0)$, which includes the spatial layouts of objects, such as “there is a hammer on the table” and “the robot is on the ground,” as well as each object’s positions, sizes, and physical properties. We denote the constraint set as $\mathcal{C} = \mathcal{C}_Q \cup \mathcal{C}_R$, where \mathcal{C}_Q represents the constraints related to environments, such as “the scroll cannot be lifted”, and \mathcal{C}_R represents the constraints stemming from the robot’s physical limitations, encompassing aspects like the robot’s workspace boundary and the extent of its skills. Let the robot embodiment space be \mathcal{R} . Each constraint $C \in \mathcal{C}$ can be activated based on different combination of \mathcal{Q} and \mathcal{R} . The API F_C helps parse the constraints \mathcal{C} into a constraint description $L_C = F_C(\mathcal{C})$. The user will provide the task L_T in natural language. The concatenated language description $L = \{L_T, L_Q, L_C\}$ serves as the query input to our method.

Hierarchical Policies for Robot Tool Use. We consider a Markov Decision Process \mathcal{M} defined by a tuple $(\mathcal{S}, \mathcal{A}, p, r, \rho_0)$, representing the state space, action space, transition dynamics, reward function, and initial state distribution, respectively. We use a two-level hierarchy consisting of a set of parameterized skills and a high-level controller. For each robot embodiment $R \in \mathcal{R}$, we assume that there is a set of parameterized skills $\Pi^R = \{\pi_i^R\}_{i=1}^N$. Each skill receives a parameter $x \in \mathcal{X}_i$, where \mathcal{X}_i is the parameter space of skill i . The skill $\pi_i^R(x)$ generates a sequence of low-level actions (a_1, \dots, a_t, \dots) , $a_t \in \mathcal{A}$. A parameterized skill can be moving the robotic arm’s end effector to a targeted position x . The high-level controller outputs (H, X) , where $H = (h_1, \dots, h_k, \dots)$ is the skill sequence, $h_k \in [N]$ is the skill at plan step k , $X = (x_{h_1}^{(1)}, \dots, x_{h_k}^{(k)}, \dots)$ is the corresponding

parameter sequence, and $x_{h_k}^{(k)} \in \mathcal{X}_{h_k}$ denotes the parameter for skill h_k . Given a language description L for the tool-use tasks, our goal is to generate a code $\tau((H, X), \Pi, L)$ that can solve the task by calling a sequence of parameterized skills meanwhile providing their parameters. Considering the feasible solution τ may not be unique and potentially involve manipulating different numbers of objects as tools, besides task completion, we also desire a simple plan that interacts with a minimal number of objects in the scene.

3.2 ROBOTool: CREATIVE ROBOT TOOL USE WITH LARGE LANGUAGE MODELS

We propose RoboTool, that solves hybrid discrete-continuous planning problems with constraints through creative tool use in a zero-shot manner. RoboTool takes *natural language instructions* as inputs making it user-friendly, and outputs *executable codes* calling the robot’s parameterized skills. RoboTool maintains a hierarchical structure consisting of four key components (Fig. 2), including an *Analyzer*, a *Planner*, a *Calculator* and a *Coder*, each is a LLM handling one functionality.

3.2.1 ANALYZER

Humans can clearly identify crucial concepts that will affect the task plan (Weng et al., 2023). For instance, when placing a book on a bookshelf, we use the book’s dimensions, available shelf space, and slot height to determine whether the task is feasible. *Can we endow robots with such reasoning capability to identify key concepts before detailed planning?* We seek to answer the question by utilizing LLMs, which store a wealth of knowledge about objects’ physical and geometric properties and human common sense. We propose the *Analyzer*, powered by LLMs, which extract the key concepts and their values that are crucial to determine task feasibility. *Analyzer* is fed with a prompt that structures its response in two segments: an analysis section elucidating its thinking process and a description section listing the key concepts alongside their values and the related constraint. An example output of *Analyzer* is shown in Fig. 3. We add the content in the description section of the *Analyzer* output to the original descriptions L to construct the key concept augmented description L^* for downstream modules.

```
<start of analysis>
The key feature that affects the
feasibility of the plan is the gap
between sofa_1 and sofa_2...

To calculate the gap, we need to
consider the x-axis positions of the
two sofas and their sizes. The center
of sofa_1 is at x=0.0 and its size
along the x-axis is 1.5m, so its edge
is at x=0.0+1.5/2=0.75m...

Therefore, the gap between the two
sofas is 1.15m - 0.75m = 0.4m, which
is larger than the maximum gap the
robot can walk across (0.1m).
<end of analysis>

<start of description>
The key feature is the gap between
sofa_1 and sofa_2 which is 0.4m,
since the robot can only walk across
a gap smaller than 0.1m. According to
the initial configuration, the
constraint is violated initially.
<end of description>
```

Figure 3: Analyzer output.

It’s worth noting that the LLMs’ internalized prior knowledge autonomously determines the selection of these key concepts, and there is no prerequisite to delineating a predefined set of concepts. Moreover, *Analyzer* can extract explicit concepts provided in the description in L , such as the objects’ positions and related workspace ranges, and implicit concepts that require calculations based on provided numerical information, such as the gap width between two objects as in Fig. 3.

3.2.2 PLANNER

Motivated by the strong task decomposition capability of LLMs (Ahn et al., 2022; Huang et al., 2022a), we propose to use an LLM as a *Planner* to generate a plan skeleton H based on the key concept augmented language description L^* . The response of the *Planner* contains a description section and a plan section, as shown in Fig. 4. *Planner* first describes each object’s properties and possible roles in finishing the task, showing the reasoning process and constructing an abstract plan in the description section. *Planner* then generates a detailed plan skeleton based on the parameterized skills in the plan section. We provide *Planner* with a prompt describing each parameterized skill, formats of the response, and rules for the two sections.

```
<start of description>
[SOFA_1]: ...
[SOFA_2]: ...
[SURFBOARD]: The surfboard is light enough for the robot to
push and can be used as a bridge to cross the gap between the
sofas.
[STRIP_OF_CLOTH]: The strip of cloth is on sofa_1 but it is too
thin and small to be useful in this task.
[Key Feature and constraints]: The key feature is the gap
between sofa_1 and sofa_2...
[Abstract Plan]: The robot should first push the surfboard to
the edge of sofa_1...
<end of description>

<start of plan>
- Use the 'get_position' skill to...
- Use the 'push_to_position' skill to push the surfboard...
...
<end of plan>
```

Figure 4: Planner output.

We observe that *Planner* can automatically generate a plan by utilizing objects within the environment as intermediate tools to complete a task, with the help of the key concept augmentation. Examples include “using a box as a stepping stone” or “using a hammer to drag the milk carton




Figure 5: Visualization of RoboTool’s creative tool-use behaviors. (a) Tool selection. The quadrupedal robot needs to select the surfboard over a strip of cloth and push it to bridge the gap (**Sofa-Traversing**). The robotic arm needs to choose the hammer among many options and use it as a hook to pull the milk carton into the workspace (**Milk-Reaching**). (b) Sequential tool use. The quadrupedal robot needs to push a small box against a large box adjacent to the sofa and use the small box as the initial stepstone and the large box as the intermediate stepstone to climb onto the sofa (**Sofa-Climbing**). The robotic arm needs to pick up a stick, push a can onto a strip of paper, and then pull the paper closer with the can on it (**Can-Grasping**). (c) Tool manufacturing. The quadrupedal needs to identify the hidden lever structure in the environment and push away a chair supporting one end of the lever so that it can activate the lever arm and lift a heavy cube (**Cube-Lifting**). The robotic arm needs to assemble magnetic blocks to create a stick to press a button outside its workspace (**Button-Pressing**).

in the workspace.” *Planner* can discover functionalities of the objects beyond their standard affordances, demonstrating the *creative tool-use capability* by reasoning over the objects’ physical and geometric properties. In addition, *Planner* can generate a long-horizon plan, especially in handling tasks requiring multiple tools sequentially. For instance, it can generate a plan consisting of 15 plan steps for the “Can-Grasping” task as in Fig. 5.

3.2.3 CALCULATOR

Existing literature shows that LLMs’ performance tends to decline when they operate across varied levels of abstractions (Liang et al., 2023; Yu et al., 2023). Inspired by these findings, we introduce a *Calculator*, a standalone LLM for calculating the desired parameters for the parameterized low-level skill at each plan step, denoted as X in Sec. 3.1. *Calculator* processes both the key concept augmented description L^* and the *Planner*-generated plan skeleton H for its calculation. Similar to the *Analyzer* and *Planner*, it generates a response with two sections, including a description section showing its calculation process and an answer section containing the numerical values. These numerical outcomes, representing target positions, are then integrated into each corresponding step of the plan skeleton. We provide *Calculator* with multiple exemplars and rules to help deduce target positions. *Calculator* can generate navigation target positions for quadrupedal robots and push offsets for robotic arms to manipulate objects.

3.2.4 CODER

Finally, we introduce a *Coder* module that transforms the plan (H, X) into an executable code script τ that invokes robot low-level skills, perception APIs, and built-in Python libraries to interact with the environment. We provide *Coder* with the definitions of each low-level skill and template-related rules. Although *Coder* generates the script in an open-loop manner, the produced code is inherently designed to receive feedback from the environment. It achieves this through built-in skills like “get_position”, granting a certain level of responsiveness to environmental changes.

4 CREATIVE ROBOT TOOL USE BENCHMARK

Unlike conventional tool use, creative tool use, also termed as flexible tool use, is recognized by some as an indication of advanced intelligence, denoting animals’ explicit reasoning about tool applications contingent on context (Call, 2013). From a general problem-solving perspective, Fitzgerald et al. (2021) further characterized human creativity attributes, including improvisation in the absence of typical tools, use of tools in novel ways, and design of innovative tools tailored for new tasks. In this work, we aim to explore three challenging categories of *creative tool use* for robots: **tool selection**, **sequential tool use**, and **tool manufacturing** (Qin et al., 2023). We design six tasks for two different robot embodiments: a quadrupedal robot and a robotic arm. The details of each task are as shown in Fig. 5 and Sec. E, and the violated constraints of each task are listed in Tab. 2.

- **Tool selection** (Sofa-Traversing and Milk-Reaching) requires the reasoning capability to choose the most appropriate tools among multiple options. It demands a broad understanding of object attributes such as size, material, and shape, as well as the ability to analyze the relationship between these properties and the intended objective.
- **Sequential tool use** (Sofa-Climbing and Can-Grasping) entails utilizing a series of tools in a specific order to reach a desired goal. Its complexity arises from the need for long-horizon planning to determine the best sequence for tool use, with successful completion depending on the accuracy of each step in the plan.
- **Tool manufacturing** (Cube-Lifting and Button-Pressing) involves accomplishing tasks by crafting tools from available materials or adapting existing ones. This procedure requires the robot to discern implicit connections among objects and assemble components through manipulation.

5 EXPERIMENT RESULTS

We aim to investigate whether RoboTool possesses various types of creative tool-use capabilities by evaluating it on the benchmark outlined in Sec. 4. We build both simulation and real-world platforms detailed in Sec. 5.1 and compare RoboTool with four baselines described in Sec. 5.2. We measure the task success rates to understand the performance of RoboTool in Sec. 5.3 and analyze the effect of RoboTool’s modules through error breakdown in Sec. 5.4. We then dive deeper into the role of *Analyzer* and show that it enables discriminative creative tool-use behaviors in Sec 5.5.

5.1 EXPERIMENT SETUP

Robotic Arm. We test RoboTool with a Kinova Gen3 robotic arm (details in Sec. C). In simulation, we build tasks based on robosuite (Zhu et al., 2020) and assume known object positions and sizes. In real-world experiments, we employ OWL-ViT (Minderer et al., 2022) to obtain 2D locations and bounding boxes for each object. In both platforms, the robot maintains a skill set as [“get_position”, “get_size”, “open_gripper”, “close_gripper”, “move_to_position”]. Note that we use skills without explicitly listing the object-centric movements caused by the “move_to_position” skill, such as pushing or picking.

Quadrupedal Robot. We test RoboTool with a Unitree Go1 quadrupedal robot (details in Sec. B). The simulation experiments for quadrupedal robots are evaluated based on the generated code and through human evaluations. In real-world experiments, considering the relatively large workspace compared with the tabletop setting when experimenting with the robotic arm, we use AprilTags (Olson, 2011) affixed to each object in real-world experiments to get the object’s positions. Each skill in real-world experiments is equipped with skill-specific motion planners to generate smooth and collision-free velocity commands for different walking modes of Go1. For both simulation and real-world experiments, the quadrupedal robot’s skill set is [“get_position”, “get_size”, “walk_to_position”, “climb_to_position”, “push_to_position”].

5.2 BASELINES

We compare RoboTool with four baselines, including one variant of Code-as-Policies (Liang et al., 2023) and three variants of our proposed RoboTool.

- **Coder.** It takes the natural language instruction as input and directly outputs executable code. It is a variant motivated by Code-as-Policies (Liang et al., 2023). This baseline demonstrates the combinatorial effect of the other three modules in RoboTool.

Table 1: Success rates of RoboTool and baselines. Each value is averaged across 10 runs. All methods except for **RoboTool (Real World)** are evaluated in simulation.

	Milk-Reaching	Can-Grasping	Button-Pressing	Sofa-Traversing	Sofa-Climbing	Cube-Lifting	Average
RoboTool	0.9	0.7	0.8	1.0	1.0	0.8	0.87
RoboTool w/o Analyzer	0.0	0.4	0.2	1.0	0.7	0.2	0.42
RoboTool w/o Calculator	0.0	0.1	0.8	0.3	0.0	0.3	0.25
Planner-Coder	0.0	0.2	0.5	0.1	0.0	0.4	0.20
Coder	0.0	0.0	0.0	0.0	0.0	0.4	0.07
RoboTool (Real World)	0.7	0.7	0.8	0.7	0.8	0.9	0.77

Table 2: RoboTool’s proposed key concept accuracy in simulation. Each value is averaged across 10 runs.

	Key Concept and Violated Constraints	Accuracy
Milk-Reaching	Milk’s position is out of robot workspace.	1.0
Can-Grasping	Can’s position is out of robot workspace.	1.0
Button-Pressing	Button’s position is out of robot workspace.	0.9
Sofa-Traversing	Gap’s width is out of robot’s walking capability.	1.0
Sofa-Climbing	Sofa’s height is out of robot’s climbing capability.	0.8
Cube-Lifting	Cube’s weight is out of robot’s pushing capability.	1.0

- **Planner-Coder.** It removes the *Analyzer* and the *Calculator* in RoboTool. This baseline demonstrates the combinatorial effect of the *Analyzer* and the *Calculator* modules.
- **RoboTool without Analyzer.** The *Planner* directly takes the language instruction as input. This baseline reveals the effect of the *Analyzer* in the downstream planning.
- **RoboTool without Calculator.** The *Coder* directly takes the response of the *Planner*. This baseline demonstrates the effect of the *Calculator* module.

We evaluate RoboTool both in simulation and in the real world while only evaluating of baselines in simulation given their relatively low success rates in simulation. RoboTool’s prompts are in Sec. D.

5.3 CAN ROBOTool ACHIEVE CREATIVE TOOL USE?

We present the quantitative success rates of RoboTool and baselines in Tab. 1 and real-world qualitative visualizations of RoboTool in Fig. 5. RoboTool consistently achieves success rates that are either comparable to or exceed those of the baselines across six tasks in simulation. RoboTool’s performance in the real world drops by 0.1 in comparison to the simulation result, mainly due to the perception errors and execution errors associated with parameterized skills, such as the quadrupedal robot falling down the soft sofa. Nonetheless, RoboTool (Real World) still surpasses the simulated performance of all baselines. Considering that the tasks in Sec. 4 are infeasible without manipulating objects as tools, we show that RoboTool can successfully enable robot tool-use behaviors. Moreover, as visualized in Fig. 5, RoboTool transcends the standard functionalities of objects and creatively capitalizes on their physical and geometric properties, including materials, shapes, and sizes. Here are some highlights of the creative tool-use behaviors.

Prior Knowledge. In the Milk-Reaching task (Fig. 5a), RoboTool leverages LLM’s prior knowledge about all the available objects’ shapes and thus improvisationally uses the hammer as an L-shape handle to pull the milk carton into the workspace.

Long-horizon Planning. In the Can-Grasping task (Fig. 5b), RoboTool sequentially uses the stick to push the can onto the scroll and then drag the scroll into the workspace with the can on it. This reveals RoboTool’s long-horizon planning capability by generating a plan with as many as 15 steps.

Hidden Mechanism Identification. In the Cube-Lifting task with the quadrupedal robot (Fig. 5c), RoboTool identifies the potential existence of a mechanism consisting of the yoga roller as the fulcrum and the surfboard as the lever. RoboTool first constructs the lever by pushing the chair away, then activates the lever by walking to one end of the lever, and finally lifts the cube. It illustrates that RoboTool can not only fabricate a tool from available objects but also utilize the newly created tool.

RoboTool without Analyzer performs worse than RoboTool while better than RoboTool without Calculator. Moreover, they perform better than baselines lacking *Analyzer* and *Calculator*, including Planner-Coder and Coder. These observations show that both *Analyzer* and *Calculator* are critical in achieving high success rates, and *Calculator* plays a more important role in tasks that require accurate positional offsets such as Milk-Reaching, Can-Grasping and Sofa-Climbing.

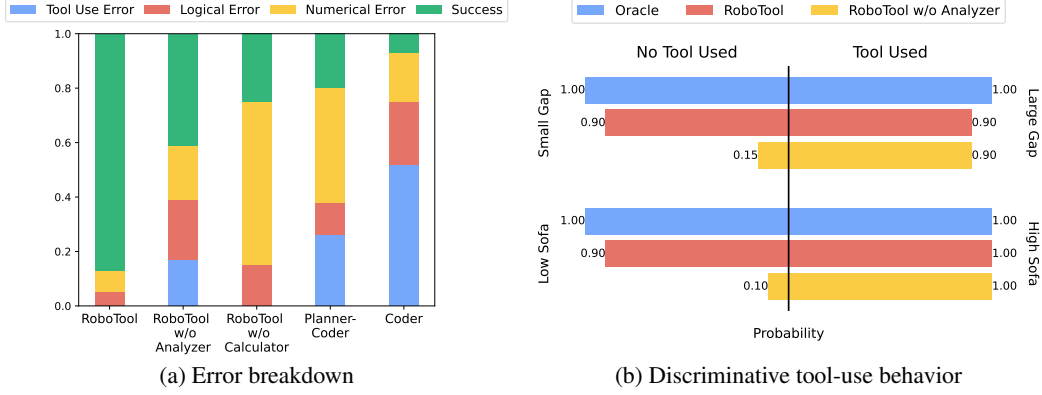


Figure 6: (a) Error breakdown of RoboTool and baselines. (b) Discriminative tool-use behavior is enabled by *Analyzer*’s explicit reasoning about the key concepts.

5.4 ERROR BREAKDOWN

We further analyze what causes the failure of RoboTool and baselines based on simulation experiments. We define three types of errors: tool-use error, logical error, and numerical error. The tool-use error indicates whether the correct tool is used. The logical error mainly focuses on planning error, such as using tools in the wrong order or ignoring the constraints provided. The numerical error includes calculating the wrong target positions or adding incorrect offsets. We show the error breakdown averaged across six tasks in Fig. 6a. The results show that the *Analyzer* helps reduce the tool-use error when comparing RoboTool and RoboTool without *Analyzer*. *Calculator* significantly reduces the numerical error when comparing RoboTool, RoboTool without *Calculator* and Planner-Coder. We provide per-task error breakdown results in Sec. A.

5.5 HOW DOES ANALYZER AFFECT THE TOOL-USE CAPABILITY?

Key Concept Identification Accuracy. We show the accuracy of the proposed key concept in Tab. 2, based on whether the *Analyzer* correctly returns the key concept, the value of the key concept, and the related constraint. The target responses are provided by human. The results show that *Analyzer* could correctly identify the key concept that affects the plan’s feasibility and accurately calculate the key concepts’ value. For instance, in the Sofa-Traversing task, the key concept is identified as the distance between the boundaries of the two sofas, which is the gap width the robot needs to cover. Moreover, the *Analyzer* could link the key concept with the robot’s limit: the quadrupedal robot can only walk across a gap over 0.1m.

Discriminative Tool-use Capability. Given the impressive creative tool-use capability of RoboTool, we want to investigate further whether RoboTool possesses the discriminative tool-use capability, which is using tools when necessary and ignoring tools when the robot can directly finish tasks without the need to manipulate other objects. We choose Sofa-Traversing and Sofa-Climbing to test the discriminative tool-use capability. For Sofa-Traversing, we compare the rate of tool use in scenarios with large gaps where using tools is necessary, against scenarios with small gaps that allow the robot to traverse to another sofa without using tools. For Sofa-Climbing, we evaluate the tool-use rate in scenarios where a high-profile sofa requires the use of boxes as stepstones, in contrast to low-profile sofas, in which the robot can ascend directly without assistance.

We compare the RoboTool with an Oracle that can derive the most efficient plan and the baseline RoboTool without *Analyzer*, and present the main results in Fig. 6. In both sets of tasks, RoboTool tends not to use tools when unnecessary (Small Gap and Low Sofa), demonstrating more adaptive behaviors given different environment layouts. In contrast, without the help of *Analyzer*, the baseline tends to use tools in all four scenarios, dominated by the prior knowledge in LLMs. These observations show that *Analyzer* helps enable the discriminative tool-use behavior of RoboTool.

6 CONCLUSION

We introduce RoboTool, a creative robot tool user powered by LLMs that enables solving long-horizon planning problems with implicit physical constraints. RoboTool contains four components: (i) an “*Analyzer*” that discerns crucial task feasibility-related concepts, (ii) a “*Planner*” that generates creative tool-use plans, (iii) a “*Calculator*” that computes skills’ parameters, and (iv) a “*Coder*” that generates executable code. We propose a benchmark to evaluate three creative tool-use behaviors, including tool selection, sequential tool use, and tool manufacturing. Through evaluating on the

creative tool use benchmark, we show that RoboTool can identify the correct tool, generate precise tool-usage plans, and create novel tools to accomplish the task. We compare our method to four baseline methods and demonstrate that RoboTool achieves superior performance when the desired tasks require precise and creative tool use.

Limitations. Since we focus on the tool-use capability of LLMs at the task level in this paper, we rely on existing APIs to process visual information, such as describing the graspable points of each object and summarizing the scene. It is possible to integrate vision language models to replace the designed API to get the affordance for each object similar to VoxPoser (Huang et al., 2023b). In addition, we highlight that the proposed method serves as a planner, specializing in executable plan creation, not an execution framework. Reactive execution with a feedback loop could be achieved by integrating hybrid shooting and greedy search into our method, such as in Lin et al. (2023).

ACKNOWLEDGMENTS

We would like to thank Jacky Liang for the feedback and suggestions, and Yuyou Zhang, Yikai Wang, Changyi Lin for helping set up real-world experiments.

REFERENCES

- Michael Ahn, Anthony Brohan, Noah Brown, Yevgen Chebotar, Omar Cortes, Byron David, Chelsea Finn, Chuyuan Fu, Keerthana Gopalakrishnan, Karol Hausman, et al. Do as i can, not as i say: Grounding language in robotic affordances. *arXiv preprint arXiv:2204.01691*, 2022. 2, 3, 5
- Anthony Brohan, Noah Brown, Justice Carbajal, Yevgen Chebotar, Xi Chen, Krzysztof Choromanski, Tianli Ding, Danny Driess, Avinava Dubey, Chelsea Finn, et al. Rt-2: Vision-language-action models transfer web knowledge to robotic control. *arXiv preprint arXiv:2307.15818*, 2023. 2, 3
- Josep Call. *Three ingredients for becoming a creative tool user*, pp. 3–20. Cambridge University Press, 2013. doi: 10.1017/CBO9780511894800.002. 7
- Yongchao Chen, Jacob Arkin, Yang Zhang, Nicholas Roy, and Chuchu Fan. Autotamp: Autoregressive task and motion planning with llms as translators and checkers. *arXiv preprint arXiv:2306.06531*, 2023. 2, 3
- Yan Ding, Xiaohan Zhang, Chris Paxton, and Shiqi Zhang. Task and motion planning with large language models for object rearrangement. *arXiv preprint arXiv:2303.06247*, 2023. 3
- Carl Henrik Ek, Dan Song, Kai Huebner, and Danica Kragic. Exploring affordances in robot grasping through latent structure representation. *Vision for Cognitive Tasks, ECCV*, 2010. 17
- Kuan Fang, Yuke Zhu, Animesh Garg, Andrey Kurenkov, Viraj Mehta, Li Fei-Fei, and Silvio Savarese. Learning task-oriented grasping for tool manipulation from simulated self-supervision. *The International Journal of Robotics Research*, 39(2-3):202–216, 2020. 3, 17
- M. Fischler and R. Bolles. Random sample consensus: A paradigm for model fitting with applications to image analysis and automated cartography. *Communications of the ACM*, 24(6):381–395, 1981. 15, 17
- Tesca Fitzgerald, Ashok Goel, and Andrea Thomaz. Modeling and learning constraints for creative tool use. *Frontiers in Robotics and AI*, 8:674292, 2021. 1, 7
- Jonathan D. Gammell, Siddhartha S. Srinivasa, and Timothy D. Barfoot. Informed rrt*: Optimal sampling-based path planning focused via direct sampling of an admissible ellipsoidal heuristic. In *2014 IEEE/RSJ International Conference on Intelligent Robots and Systems*, pp. 2997–3004, 2014. doi: 10.1109/IROS.2014.6942976. 15
- Caelan Reed Garrett, Tomás Lozano-Pérez, and Leslie Pack Kaelbling. Pddlstream: Integrating symbolic planners and blackbox samplers via optimistic adaptive planning. In *Proceedings of the International Conference on Automated Planning and Scheduling*, volume 30, pp. 440–448, 2020. 3
- Caelan Reed Garrett, Rohan Chitnis, Rachel Holladay, Beomjoon Kim, Tom Silver, Leslie Pack Kaelbling, and Tomás Lozano-Pérez. Integrated task and motion planning. *Annual review of control, robotics, and autonomous systems*, 4:265–293, 2021. 2, 3
- Michael D Gumert, Marius Kluck, and Suchinda Malaivijitnond. The physical characteristics and usage patterns of stone axe and pounding hammers used by long-tailed macaques in the andaman sea region of thailand. *American Journal of Primatology: Official Journal of the American Society of Primatologists*, 71(7):594–608, 2009. 1
- Siyuan Huang, Zhengkai Jiang, Hao Dong, Yu Qiao, Peng Gao, and Hongsheng Li. Instruct2act: Mapping multi-modality instructions to robotic actions with large language model. *arXiv preprint arXiv:2305.11176*, 2023a. 3
- Wenlong Huang, Pieter Abbeel, Deepak Pathak, and Igor Mordatch. Language models as zero-shot planners: Extracting actionable knowledge for embodied agents. In *International Conference on Machine Learning*, pp. 9118–9147. PMLR, 2022a. 2, 3, 5
- Wenlong Huang, Fei Xia, Ted Xiao, Harris Chan, Jacky Liang, Pete Florence, Andy Zeng, Jonathan Thompson, Igor Mordatch, Yevgen Chebotar, et al. Inner monologue: Embodied reasoning through planning with language models. *arXiv preprint arXiv:2207.05608*, 2022b. 3

-
- Wenlong Huang, Chen Wang, Ruohan Zhang, Yunzhu Li, Jiajun Wu, and Li Fei-Fei. Voxposer: Composable 3d value maps for robotic manipulation with language models. *arXiv preprint arXiv:2307.05973*, 2023b. 2, 3, 10
- Wenlong Huang, Fei Xia, Dhruv Shah, Danny Driess, Andy Zeng, Yao Lu, Pete Florence, Igor Mordatch, Sergey Levine, Karol Hausman, et al. Grounded decoding: Guiding text generation with grounded models for robot control. *arXiv preprint arXiv:2303.00855*, 2023c. 3
- Leslie Pack Kaelbling and Tomás Lozano-Pérez. Hierarchical task and motion planning in the now. In *2011 IEEE International Conference on Robotics and Automation*, pp. 1470–1477. IEEE, 2011. 3
- Liyiming Ke, Jingqiang Wang, Tapomayukh Bhattacharjee, Byron Boots, and Siddhartha Srinivasa. Grasping with chopsticks: Combating covariate shift in model-free imitation learning for fine manipulation. In *2021 IEEE International Conference on Robotics and Automation (ICRA)*, pp. 6185–6191. IEEE, 2021. 3
- Wolfgang Kohler. *The mentality of apes*. Routledge, 2018. 1
- Martin Levihn and Mike Stilman. Using environment objects as tools: Unconventional door opening. In *2014 IEEE/RSJ International Conference on Intelligent Robots and Systems*, pp. 2502–2508. IEEE, 2014. 3
- Jacky Liang, Wenlong Huang, Fei Xia, Peng Xu, Karol Hausman, Brian Ichter, Pete Florence, and Andy Zeng. Code as policies: Language model programs for embodied control. In *2023 IEEE International Conference on Robotics and Automation (ICRA)*, pp. 9493–9500. IEEE, 2023. 3, 6, 7
- Kevin Lin, Christopher Agia, Toki Migimatsu, Marco Pavone, and Jeannette Bohg. Text2motion: From natural language instructions to feasible plans. *arXiv preprint arXiv:2303.12153*, 2023. 2, 3, 10
- Yun Lin and Yu Sun. Robot grasp planning based on demonstrated grasp strategies. *The International Journal of Robotics Research*, 34(1):26–42, 2015. 17
- Bo Liu, Yuqian Jiang, Xiaohan Zhang, Qiang Liu, Shiqi Zhang, Joydeep Biswas, and Peter Stone. Llm+ p: Empowering large language models with optimal planning proficiency. *arXiv preprint arXiv:2304.11477*, 2023. 3
- Matthias Minderer, Alexey Gritsenko, Austin Stone, Maxim Neumann, Dirk Weissenborn, Alexey Dosovitskiy, Aravindh Mahendran, Anurag Arnab, Mostafa Dehghani, Zhuoran Shen, et al. Simple open-vocabulary object detection. In *European Conference on Computer Vision*, pp. 728–755. Springer, 2022. 7, 17, 18
- Katharina Muelling, Jens Kober, and Jan Peters. Learning table tennis with a mixture of motor primitives. In *2010 10th IEEE-RAS International Conference on Humanoid Robots*, pp. 411–416. IEEE, 2010. 3
- Austin Myers, Ching L Teo, Cornelia Fermüller, and Yiannis Aloimonos. Affordance detection of tool parts from geometric features. In *2015 IEEE International Conference on Robotics and Automation (ICRA)*, pp. 1374–1381. IEEE, 2015. 17
- Fusaomi Nagata, Keigo Watanabe, and Kiyotaka Izumi. Furniture polishing robot using a trajectory generator based on cutter location data. In *Proceedings 2001 ICRA. IEEE International Conference on Robotics and Automation (Cat. No. 01CH37164)*, volume 1, pp. 319–324. IEEE, 2001. 3
- Edwin Olson. Apriltag: A robust and flexible visual fiducial system. In *2011 IEEE international conference on robotics and automation*, pp. 3400–3407. IEEE, 2011. 7
- Kai Pfeiffer, Adrien Escande, and Abderrahmane Kheddar. Nut fastening with a humanoid robot. In *2017 IEEE/RSJ International Conference on Intelligent Robots and Systems (IROS)*, pp. 6142–6148. IEEE, 2017. 3

-
- Meiying Qin, Jake Brawer, and Brian Scassellati. Robot tool use: A survey. *Frontiers in Robotics and AI*, 9:1009488, 2023. 7
- Allen Z Ren, Anushri Dixit, Alexandra Bodrova, Sumeet Singh, Stephen Tu, Noah Brown, Peng Xu, Leila Takayama, Fei Xia, Jake Varley, et al. Robots that ask for help: Uncertainty alignment for large language model planners. *arXiv preprint arXiv:2307.01928*, 2023a. 3
- Allen Z Ren, Bharat Govil, Tsung-Yen Yang, Karthik R Narasimhan, and Anirudha Majumdar. Leveraging language for accelerated learning of tool manipulation. In *Conference on Robot Learning*, pp. 1531–1541. PMLR, 2023b. 3
- Tom Silver, Soham Dan, Kavitha Srinivas, Joshua B Tenenbaum, Leslie Pack Kaelbling, and Michael Katz. Generalized planning in pddl domains with pretrained large language models. *arXiv preprint arXiv:2305.11014*, 2023. 3
- Jivko Sinapov and Alexadner Stoytchev. Detecting the functional similarities between tools using a hierarchical representation of outcomes. In *2008 7th IEEE International Conference on Development and Learning*, pp. 91–96. IEEE, 2008. 3
- Ishika Singh, Valts Blukis, Arsalan Mousavian, Ankit Goyal, Danfei Xu, Jonathan Tremblay, Dieter Fox, Jesse Thomason, and Animesh Garg. Progprompt: Generating situated robot task plans using large language models. In *2023 IEEE International Conference on Robotics and Automation (ICRA)*, pp. 11523–11530. IEEE, 2023. 3
- Dan Song, Kai Huebner, Ville Kyrki, and Danica Kragic. Learning task constraints for robot grasping using graphical models. In *2010 IEEE/RSJ International Conference on Intelligent Robots and Systems*, pp. 1579–1585. IEEE, 2010. 17
- Dan Song, Carl Henrik Ek, Kai Huebner, and Danica Kragic. Task-based robot grasp planning using probabilistic inference. *IEEE transactions on robotics*, 31(3):546–561, 2015. 17
- Marc A Toussaint, Kelsey Rebecca Allen, Kevin A Smith, and Joshua B Tenenbaum. Differentiable physics and stable modes for tool-use and manipulation planning. *Robotics: Science and Systems Foundation*, 2018. 2, 3
- Yijia Weng, Kaichun Mo, Ruoxi Shi, Yanchao Yang, and Leonidas Guibas. Towards learning geometric eigen-lengths crucial for fitting tasks. *ICML*, 2023. 5
- Handy Wicaksono and Claude Sammut. Relational tool use learning by a robot in a real and simulated world. In *Proceedings of ACRA*, 2016. 3
- Annie Xie, Frederik Ebert, Sergey Levine, and Chelsea Finn. Improvisation through physical understanding: Using novel objects as tools with visual foresight. *arXiv preprint arXiv:1904.05538*, 2019. 3
- Yaqi Xie, Chen Yu, Tongyao Zhu, Jinbin Bai, Ze Gong, and Harold Soh. Translating natural language to planning goals with large-language models. *arXiv preprint arXiv:2302.05128*, 2023. 3
- Wenhao Yu, Nimrod Gileadi, Chuyuan Fu, Sean Kirmani, Kuang-Huei Lee, Montse Gonzalez Arenas, Hao-Tien Lewis Chiang, Tom Erez, Leonard Hasenclever, Jan Humplik, et al. Language to rewards for robotic skill synthesis. *arXiv preprint arXiv:2306.08647*, 2023. 2, 6
- Yuke Zhu, Josiah Wong, Ajay Mandlekar, Roberto Martín-Martín, Abhishek Joshi, Soroush Nasiriany, and Yifeng Zhu. robosuite: A modular simulation framework and benchmark for robot learning. *arXiv preprint arXiv:2009.12293*, 2020. 7

A ADDITIONAL EXPERIMENT RESULTS

We provide additional error breakdown results in Fig. 7. We observe that different modules play different roles in various tasks. For instance, in the Milk-Reaching task, the Planner-Coder baseline is dominated by the tool use error without knowing using the hammer as the tool to drag the milk into the workspace. In this case, *Analyzer* helps reduce the tool use error significantly. In contrast, in the Cube-Lifting task, most of the generated plans could construct a lever by pushing away the chair. However, the baselines tend to ignore the cube’s weight and assume that the dropping surfboard could automatically lift the cube. In this case, the *Analyzer* helps reduce the logical error. While in other tasks, the *Calculator* becomes quite important, especially in Can-Grasping, Sofa-Climbing, and Milk-Reaching.

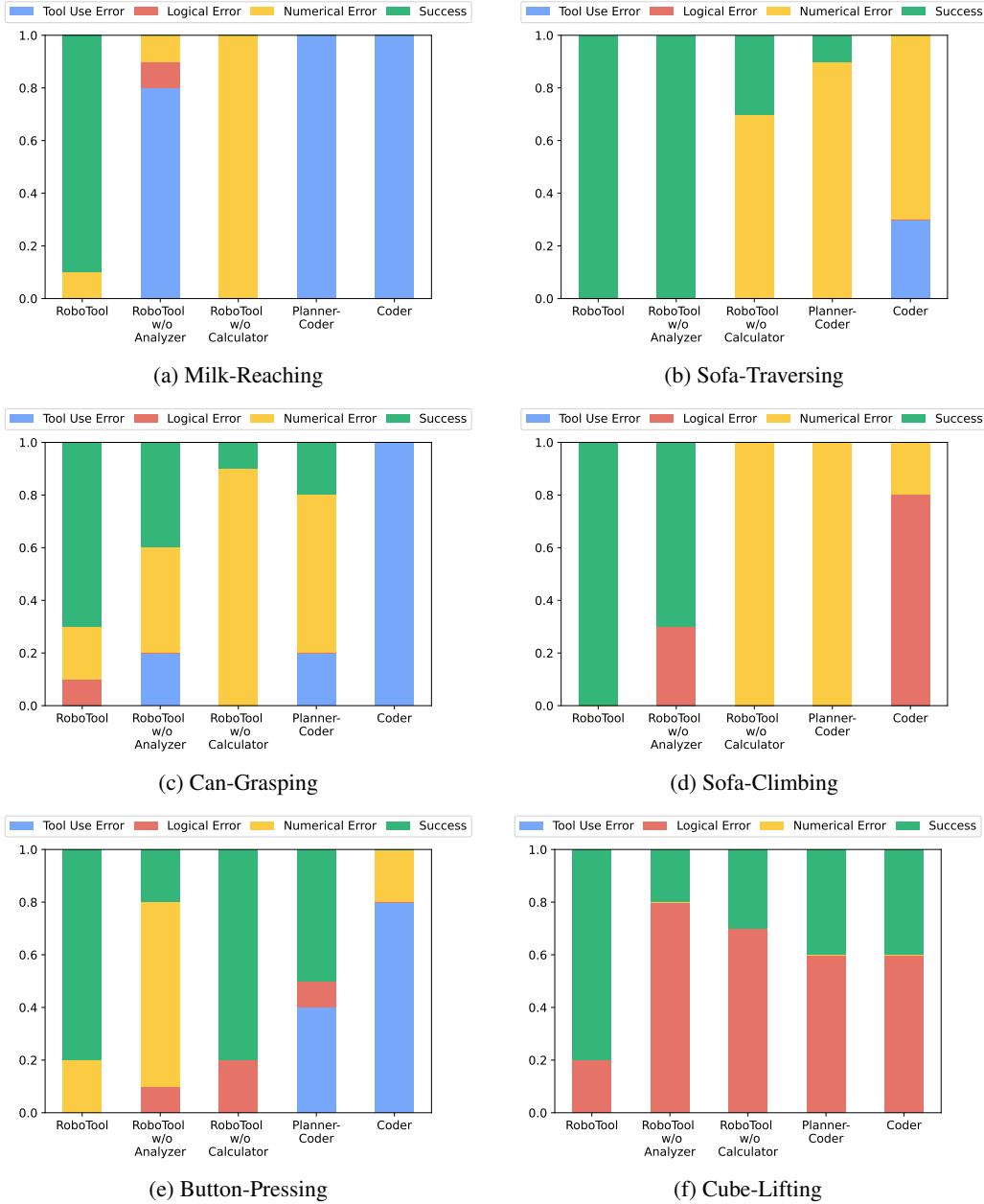


Figure 7: Error breakdown for each creative tool-use task.

B REAL-WORLD SETUP FOR QUADRUPEDAL ROBOT

In the quadrupedal robot environment setup, several objects with which the robot can interact are presented in Fig. 8. These include two blocks of varying heights, two sofas positioned adjacently with gaps between them, a chair, a surfboard, and a yoga roller. Additionally, two ZED2 cameras are situated at the top-left and top-right of the environment to capture the positions of the robot and other objects. These April tags are identifiable by the two ZED 2 cameras situated at the top-left and top-right of the environment, enabling the computation of the object’s position using the PnP algorithm [Fischler & Bolles \(1981\)](#).




Figure 8: The figures illustrate the quadrupedal robot environment setup, including object names and geometries. The image shows various objects with which the robot can interact. The above-described objects are labeled with names in the figure.

The quadrupedal robot possesses five skills within its skill set: `move_to_position`, `push_to_position`, `climb_to_position`, `get_position`, `get_size`.

B.1 MOVE_TO_POSITION

Upon invoking this skill, the quadrupedal robot navigates to the target position from its current location, avoiding obstacles present in the scene. The movement is facilitated using the built-in trot gait in continuous walking mode from Unitree. Trajectories are generated using the informed RRT* method [Gammell et al. \(2014\)](#) to prevent potential collisions during trajectory planning. Fig. 9 illustrates an example of a trajectory produced by the motion planner and demonstrates the robot’s movement along this path.

B.2 PUSH_TO_POSITION

When this skill is called, the quadrupedal robot pushes an object to the target location following this sequence, also as demonstrated in Fig. 10:

1. **Rotate Object:** The quadrupedal robot initially attempts to rotate the object until its rotation along the z-axis aligns with the target.



Figure 9: This figure illustrates the robot’s moving skill, reaching the target location while avoiding an obstacle on the path. The collision-free trajectory is generated by an informed RRT* path planner.

2. **Push along y-axis:** The quadrupedal robot subsequently attempts to push the object along the y-axis until the object’s y-position matches the target.
3. **Push along x-axis:** Finally, the quadrupedal robot pushes the object along the x-axis until the object’s x-position meets the target.




Figure 10: This figure demonstrates the robot’s object-pushing skill. (a) First, the robot rotates the object by pushing one corner. (b) Then, it pushes the object along the y-axis, (c) followed by the x-axis, until the object reaches its designated location.

B.3 CLIMB_TO_POSITION

This skill enables the robot to climb to the desired location utilizing the built-in stair-climbing mode from Unitree. Path planning is disabled when this skill is invoked because the robot is able to move above obstacles.




Figure 11: An illustration showcasing the robot’s climbing skill, the robot successfully ascends onto a sofa by navigating through box 1 and box 2 of differing heights.

Fig. 11 illustrates an instance where the robot climbed onto a sofa by climbing on two boxes of varying heights.

B.4 GET_POSITION

The position of each object is estimated using AprilTags affixed to them. These AprilTags are identifiable by the two ZED 2 cameras, enabling the computation of the object’s position using the PnP algorithm (Fischler & Bolles, 1981). Fig. 12 shows the estimated positions of some objects from one camera.

B.5 GET_SIZE

The bounding boxes of the objects are pre-measured and stored in a database. Each time this function is invoked, it returns the object’s size based on its position and orientation.

Fig. 12 illustrated some object bounding boxes estimated from one camera.

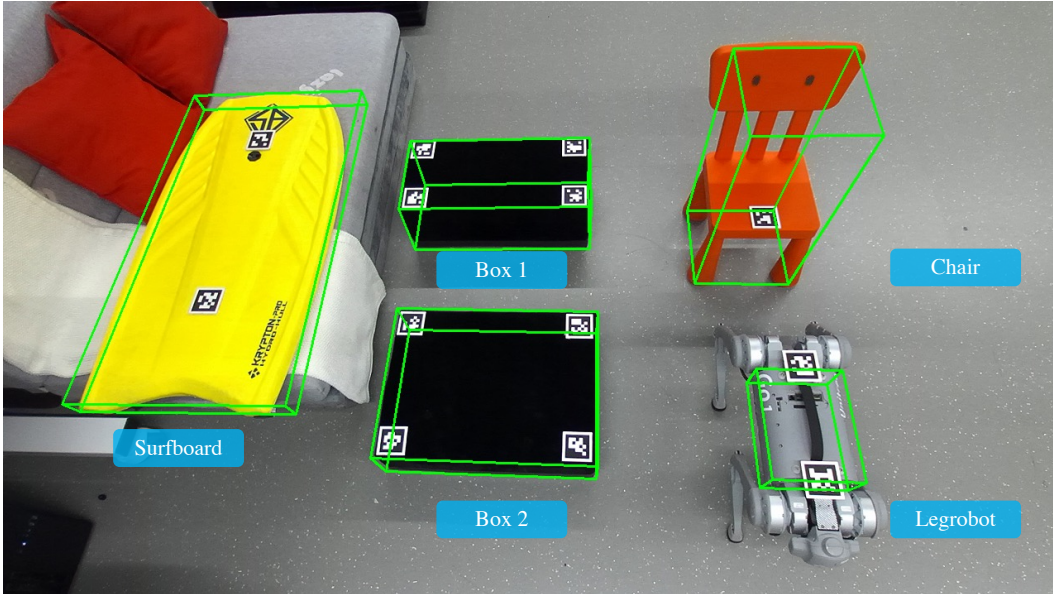


Figure 12: This image illustrates the estimated positions and bounding boxes of various objects, as computed by the PnP algorithm by capturing AprilTags placed on each object. The objects shown include box 1, box 2, a surfboard, a quadrupedal robot, and a chair.

C REAL-WORLD SETUP FOR THE ROBOTIC ARM

We test RoboTool using a Kinova Gen3 Robot arm with 7 degrees of freedom and a two-fingered gripper. In real-world experiments, we applied the OWL-ViT Minderer et al. (2022) to obtain 2D locations and bounding boxes for each object. We did this by capturing a slightly tilted top-down view of the scene. Next, we converted the coordinates of the bounded image from 2D to both world coordinates and robot coordinates. Finally, we combined the depth information of each detected object with the transformed 2D bounding box in robot coordinates to calculate the complete 3D position and size of the objects in the scene.

We assume the graspable point of each object is given to RoboTool. Graspable point of objects is a long-standing and active research field in robotics (Fang et al., 2020; Lin & Sun, 2015; Myers et al., 2015; Song et al., 2010; Ek et al., 2010; Song et al., 2015). In this work, we focus on the high-level planning capability of LLMs rather than the low-level grasping policy.

In the robot arm environment setup, the tasks focus on table-top manipulations. such as Button-Pressing, Milk-Reaching, and Can-Grasping. Tasks are executed by the combination of the

following skills: `move_to_position`, `open_gripper`, `close_gripper`, `get_position`, `get_size`

C.1 MOVE_TO_POSITION

Upon invoking the `move_to_position` skill, the built-in Kinova high-level planner would generate waypoints along the Euclidean distance direction between the current tool pose and target position. However, there are some constraints introduced by certain object scenes. The detailed motion planning paths are shown in Fig. 13 and described as follows:

1. **Milk-Reaching:** Due to the geometric features of the object *hammer*, which its center does not represent the grasping point of the object, we added an object-specific offset in both x and y axes to the motion planner when grasping the hammer. All the other motion behaviors are generated by RoboTool and directly executed by the Kinova high-level motion planner.
2. **Can-Grasping:** Under the object settings, we have pre-scripted a collision-free path given the target position. Instead of moving along the Euclidean distance vector, we assume the scene is in grid world settings where the arm can only move in one direction once. The motion of approaching target objects starts with Y, followed by X, and then Z.
3. **Button-Pressing:** For the magnetic cube geometries, only the flat surface can be attached firmly. To resolve the instability, we assume the Button-Pressing scene is in grid world settings where the arm agent can only move in one direction once. The motion of approaching target objects starts with Z, followed by Y, and then X.




Figure 13: The figure demonstrates the scripted execution order for an arm motion planner. The red arrows in (b) show the Euclidean distance vector motion. (a) and (c) shows the scripted moving orders on each axis.

C.2 GET_POSITION

When invoking the `get_position` function, we employed the OWL-ViT methodology as detailed in the reference [Minderer et al. \(2022\)](#). This approach allowed us to derive 2D bounding boxes encompassing the objects within the scene. This was achieved by capturing a slightly slanted top-down perspective of the environment. Following this, we conducted a conversion of the bounded image’s coordinates from 2D to both world coordinates and robot coordinates. Subsequently, we fused the depth information from stereo input to each identified object with the transformed 2D bounding box represented in robot coordinates. As a result, we were able to calculate the comprehensive 3D positions of the objects within the scene. Fig. 14 presents an example of various object positions as detected by the OWL-ViT detector.

C.3 GET_SIZE

While this function is invoked, the size of objects can also be captured using methods as described in function `get_position`. The output is in three dimensions, which include the width, length, and height of the objects. Fig. 14 also presents the bounding box of various object positions.

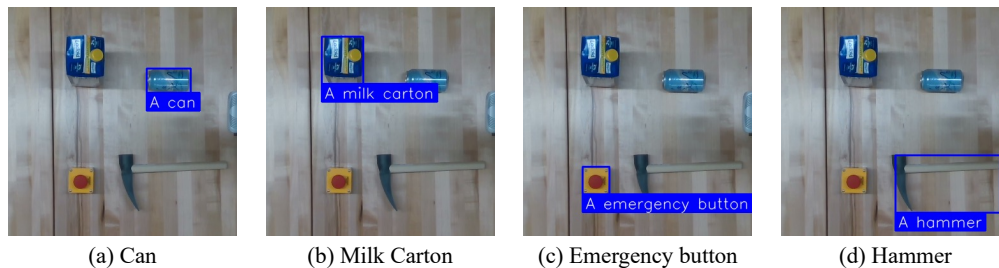


Figure 14: This image demonstrates the detection capabilities of the OWL-ViT detector. The detector successfully identifies various objects along with their respective positions and bounding boxes on the table.

C.4 OPEN & CLOSE GRIPPER

This would connect with Kinova API on closing and opening the gripper. While closing the gripper, the gripper finger distance does not need explicit scripts, where the Kinova built-in gripper sensors would automatically grasp the object under pre-set pressure.

D PROMPTS

D.1 ROBOTIC ARMS

Prompt for *Analyzer*: [Link](#).

Prompt for *Planner*: [Link](#).

Prompt for *Calculator*: [Link](#).

Prompt for *Coder*: [Link](#).

D.2 QUADRUPEDAL ROBOTS

Prompt for *Analyzer*: [Link](#).

Prompt for *Planner*: [Link](#).

Prompt for *Calculator*: [Link](#).

Prompt for *Coder*: [Link](#).

E TASK DESCRIPTIONS

Descriptions for *Milk-Reaching*: [Link](#).

Descriptions for *Can-Grasping*: [Link](#).

Descriptions for *Button-Pressing*: [Link](#).

Descriptions for *Sofa-Traversing*: [Link](#).

Descriptions for *Sofa-Climbing*: [Link](#).

Descriptions for *Cube-Lifting*: [Link](#).